SDG 8304604

Report Cover Page 1
Case Narrative 2
Executive Summary - Detection Highlights 6
Methods Summary 7
Method / Analyst Summary 8
Sample Summary 9
QC Data Association Summary 12
GC Semivolatiles Forms 15
GC Semivolatiles Forms (cont.) 60
GC Semivolatiles Forms (cont.) 103
GC Semivolatiles Forms (cont.) 151
GC Semivolatiles Forms (cont.) 196
Chain of Custody/Sample Receipt Documents 244

Supporting Documentation-D9F090185 256
GC Semivolatiles Raw Data 256
GC Semivolatiles Raw Data (cont) 487

Supporting Documentation-D9F110370 689
GC Semivolatiles Raw Data 689
GC Semivolatiles Raw Data (cont.) 901

Supporting Documentation-D9F130143 1090
GC Semivolatiles Raw Data 1090

Total Number of Pages in this Package 1301

Close Report

TestAmerica
THE LEADER IN ENVIRONMENTAL TESTING

TestAmerica Laboratories, Inc.

ANALYTICAL REPORT

Tronox LLC, Henderson

SDG: 8304604
Lot #s: D9F090185, D9F110370, and D9F130143

Frank Hagar

Northgate Environmental Management, Inc.
1100 Quail Street
Suite 102
Newport Beach, CA 92660

TestAmerica Laboratories, Inc.



Michael P. Phillips
Project Manager

July 14, 2009

Case Narrative
SDG 8304604

The samples presented in this report were submitted to TestAmerica by Northgate Environmental Management, Inc. from the Tronox/Henderson site. The samples were received according to documented sample acceptance procedures.

TestAmerica utilizes USEPA approved methods in all analytical work. The samples presented in this report were analyzed for the parameters listed on the methods summary page in accordance with the methods indicated.

The results apply only to the samples included in this report and meet all requirements of NELAC. All data have been reviewed for compliance with the laboratory QA/QC plan and have been found to be compliant with laboratory protocols, with the exception of any items noted below.

Sample Receiving

One sample was received under chain of custody at a temperature of 2.4°C on June 9, 2009, and was logged under lot D9F090185. The chain-of-custody showed a collection date of June 9, 2009, while the sample containers showed a collection date of June 8, 2009. Because the sample was received on June 9, 2009, the lab logged the sample in as per the sample container information. The client was notified by e-mail on June 10, 2009 of the discrepancy and the client confirmed on June 11, 2009 that the sample container collection date (i.e., June 8, 2009) is the correct date. One sample was received under chain of custody at a temperature of 4.2°C on June 11, 2009, and was logged under lot D9F110370. One sample was received under chain of custody at a temperature of 4.7°C on June 13, 2009, and was logged under lot D9F130143. These lots are reported here under SDG 8304604.

GC Semivolatiles / Organophosphorus Pesticides – SW846 Method 8141A

Sample D9F110370-001 (M-6AB) exhibited surrogate recoveries outside the QC control limits in QC batch 9168145. Upon re-extraction and reanalysis as part of QC batch 9181503, surrogate recoveries were 100% in control. Both the original and reanalysis data have been provided, as re-extraction was unavoidably performed outside the recommended sample holding time. The re-extraction data should be considered biased low.

The Method Blank associated with QC batch 9162333 exhibited surrogate recoveries outside the QC control limits. Upon re-extraction and reanalysis as part of QC batch 9170431, surrogate recoveries were 100% in control. Both the original and reanalysis data have been provided, as re-extraction was unavoidably performed outside the recommended sample holding time. The re-extraction data should be considered biased low.

The LCS/LCSD for QC batch 9162333 exhibited a LCS recovery below the lower control limit for Fenthion. The batch was re-extracted and re-analyzed unavoidably outside the recommended sample holding time as QC batch 9170431. Upon re-analysis, the LCS/LCSD results were in control. The results for both the original batch and the re-extracted batch are reported. No target analytes were detected in the samples associated with these two batches.

The method required MS/MSD could not be performed for QC batches 9170431, 9162333, and 9168145 due to insufficient sample volume submitted by the client. Method precision and accuracy have been verified by the acceptable LCS/LCSD analysis data.

The method required MS/MSD was performed for QC batch 9181503 using a sample from another lot and exhibited MSD and/or RPD results outside the control limits for Phorate, Dichlorvos, Mevinphos, and the surrogate Chlormefos. Method precision and accuracy have been verified by the acceptable LCS analysis data; therefore, corrective action was deemed unnecessary.

The Continuing Calibration Verification (CCV) standard(s) associated with the samples in QC batches 9162333, 9170431, 9181503, and 9168145 exhibited %Difference (%D) values out of range for several compounds. The overall mean %D was within control limits; therefore, method criteria were met and corrective action was deemed unnecessary. In addition, none of the compounds were detected in the associated samples.

Quality Control Definitions of Terms

Term	Definition
Batch	A set of up to 20 field samples plus associated laboratory QC samples that are similar in composition (matrix) and that are processed within the same time period with the same reagent and standard lots.
Laboratory Control Sample and Laboratory Control Sample Duplicate (LCS/LCSD)	A volume of reagent water for aqueous samples or a contaminant-free solid matrix (Ottawa sand) for soil and sediment samples which is spiked with known amounts of representative target analytes and required surrogates. A LCS is carried through the entire analytical process and is used to monitor the accuracy of the analytical process independent of potential matrix effects. An LCSD is a second Laboratory Control Sample.
Matrix Spike and Matrix Spike Duplicate (MS/MSD)	A field sample fortified with known quantities of target analytes that are also added to the LCS. Matrix spike duplicate is a second matrix spike sample. MS/MSDs are carried throughout the entire analytical process and are used to determine sample matrix effect on accuracy of the measurement system. The accuracy and precision estimated using MS/MSD is only representative of the precision of the sample that was spiked.
Method Blank	A sample composed of all the reagents (in the same quantities) in reagent water carried through the entire analytical process. The method blank is used to monitor the level of contamination introduced during sample preparation steps.
Surrogate	Organic constituents not expected to be detected in environmental media and are added to every sample and QC at a known concentration. Surrogates are used to determine the efficiency of the sample preparation and the analytical process.
Sample Duplicate	A second aliquot of an environmental sample, taken from the same sample container when possible, that is processed independently with the first sample aliquot. The results are used to assess the effect of the sample matrix on the precision of the analytical process. The precision estimated using this sample is not necessarily representative of the precision for other samples in the batch.
Method Detection Limit "MDL"	The method detection limit is defined as the minimum concentration of a substance that can be measured and reported with 99% confidence that the analyte concentration is greater than zero and is determined from replicate analyses of low level standards in a typical representative matrix.
Reporting Limit "RL"	The TestAmerica reporting limit is normally the lowest level at which measurements become quantitatively meaningful, ie., the quantitation limit, which is approximately three times the MDL. Some projects require RLs that are less than the quantitation limit to achieve particular maximum contaminant levels (MCLs) or relevant and appropriate requirements (ARARs), but RLs cannot be less than the statistically determined MDL.

Quality Control Definitions of Qualifiers

Qualifier	Definition
*	Surrogate or Relative Percent Difference (RPD) is outside control limits.
a	Spiked analyte recovery is outside control limits.
B	Organics: Method blank contamination. The associated method blank contains the target analyte at a reportable level. Inorganics: Estimated result. Result is less than the RL
COL	More than 40% difference between the primary and confirmation detector results. The lower of the two results is reported.
DIL	The concentration is estimated or not reported due to dilution.
E	Estimated result. Result concentration exceeds the calibration range.
G	Inorganics: Elevated reporting limit. The reporting limit is elevated due to matrix interference.
J	Organics: Estimated result. Result is less than RL Inorganics: Method blank contamination. The associated method blank contains the target analyte at a reportable level.
L	Serial dilution of a digestate in the analytical batch indicates that physical and chemical interferences are present
N	Spiked analyte recovery is outside stated control limits.
NC	The recovery and/or RPD were not calculated.
ND	The analyte was not detected at the MDL concentration and with a measurable degree of confidence can be said not to be present at or above the RL concentration.
p	Relative percent difference (RPD) is outside stated control limits.
Q	Elevated reporting limit. The reporting limit is elevated due to high analyte levels.
V	General Chemistry: Elevated reporting limit due to limited sample volume.
Wa	Post digestion spike recovery fell between 40-85% due to matrix interference.
Wb	Post digestion spike recovery fell between 115-150% due to matrix interference.
I	Percent recovery is estimated since the results exceeded the calibration range.
T1	A tentatively identified compound that did not generate a spectral match of 80% or greater. Typically called "unknown"
T2	A tentatively identified compound with a spectral match of 80% or better
T3	A tentatively identified compound that was calibrated for by the lab, but not on the client target analyte list.
IC	Diluted due to high inorganic chloride.

EXECUTIVE SUMMARY - Detection Highlights

8304604

PARAMETER	RESULT	REPORTING LIMIT	UNITS	ANALYTICAL METHOD
NO DETECTABLE PARAMETERS				

METHODS SUMMARY

8304604

PARAMETER	ANALYTICAL METHOD	PREPARATION METHOD
Organophosphorous Compounds by GC	SW846 8141A	SW846 3510

References:

SW846 "Test Methods for Evaluating Solid Waste, Physical/Chemical Methods", Third Edition, November 1986 and its updates.

METHOD / ANALYST SUMMARY

8304604

ANALYTICAL METHOD	ANALYST	ANALYST ID
SW846 8141A	Teresa L. Williams	002510

References:

SW846 "Test Methods for Evaluating Solid Waste, Physical/Chemical Methods", Third Edition, November 1986 and its updates.

SAMPLE SUMMARY

8304604 : D9F090185

WO #	SAMPLE#	CLIENT SAMPLE ID	SAMPLED DATE	SAMP TIME
LEKL0	001	M-44B	06/08/09	13:40

NOTE(S):

- The analytical results of the samples listed above are presented on the following pages.
- All calculations are performed before rounding to avoid round-off errors in calculated results.
- Results noted as "ND" were not detected at or above the stated limit.
- This report must not be reproduced, except in full, without the written approval of the laboratory.
- Results for the following parameters are never reported on a dry weight basis: color, corrosivity, density, flashpoint, ignitability, layers, odor, paint filter test, pH, porosity pressure, reactivity, redox potential, specific gravity, spot tests, solids, solubility, temperature, viscosity, and weight.

(Continued on next page)

SAMPLE SUMMARY

8304604 : D9F110370

WO #	SAMPLE#	CLIENT SAMPLE ID	SAMPLED DATE	SAMP TIME
LERCV	001	M-6AB	06/10/09	10:17

NOTE(S):

- The analytical results of the samples listed above are presented on the following pages.
- All calculations are performed before rounding to avoid round-off errors in calculated results.
- Results noted as "ND" were not detected at or above the stated limit.
- This report must not be reproduced, except in full, without the written approval of the laboratory.
- Results for the following parameters are never reported on a dry weight basis: color, corrosivity, density, flashpoint, ignitability, layers, odor, paint filter test, pH, porosity pressure, reactivity, redox potential, specific gravity, spot tests, solids, solubility, temperature, viscosity, and weight.

(Continued on next page)

SAMPLE SUMMARY

8304604 : D9F130143

WO #	SAMPLE#	CLIENT SAMPLE ID	SAMPLED DATE	SAMP TIME
LEWJG	001	M-142B	06/12/09	09:45

NOTE(S):

- The analytical results of the samples listed above are presented on the following pages.
- All calculations are performed before rounding to avoid round-off errors in calculated results.
- Results noted as "ND" were not detected at or above the stated limit.
- This report must not be reproduced, except in full, without the written approval of the laboratory.
- Results for the following parameters are never reported on a dry weight basis: color, corrosivity, density, flashpoint, ignitability, layers, odor, paint filter test, pH, porosity pressure, reactivity, redox potential, specific gravity, spot tests, solids, solubility, temperature, viscosity, and weight.

QC DATA ASSOCIATION SUMMARY

D9F090185

Sample Preparation and Analysis Control Numbers

SAMPLE#	MATRIX	ANALYTICAL METHOD	LEACH BATCH #	PREP BATCH #	MS RUN#
001	WATER	SW846 8141A		9162333	
	WATER	SW846 8141A		9170431	

QC DATA ASSOCIATION SUMMARY

D9F110370

Sample Preparation and Analysis Control Numbers

SAMPLE#	MATRIX	ANALYTICAL METHOD	LEACH BATCH #	PREP BATCH #	MS RUN#
001	WATER	SW846 8141A		9168145	
	WATER	SW846 8141A		9181503	9188264

QC DATA ASSOCIATION SUMMARY

D9F130143

Sample Preparation and Analysis Control Numbers

SAMPLE#	MATRIX	ANALYTICAL METHOD	LEACH BATCH #	PREP BATCH #	MS RUN#
001	WATER	SW846 8141A		9168145	

TestAmerica

Semivolatile GC

CLP-Like Forms

Lot ID: D9F090185

Client: Northgate/Tronox

Method: SW846 8141A

Associated Samples: 001

Batch: 9162333

TestAmerica
THE LEADER IN ENVIRONMENTAL TESTING

Northgate Environmental Management, Inc.

Analysis Data Sheet

Lab Name:	TESTAMERICA DENVER	**Client Sample ID:**	M-44B
Lot/SDG Number:	8304604	**Lab Sample ID:**	D9F090185-001
Matrix:	WATER	**Lab WorkOrder:**	LEKL01AA
% Moisture:	N/A	**Date/Time Collected:**	06/08/09 13:40
Basis:	Wet	**Date/Time Received:**	06/09/09 09:00
Analysis Method:	8141A	**Date Leached:**	
Unit:	ug/L	**Date/Time Extracted:**	06/11/09 13:00
QC Batch ID:	9162333	**Date/Time Analyzed:**	06/17/09 18:02
Sample Aliquot:	1033 mL	**Instrument ID:**	D2
Dilution Factor:	1		

CAS No.	Analyte	Conc.	MDL	RL	Q
86-50-0	Azinphos-methyl	0.17	0.17	2.5	U
35400-43-2	Bolstar	0.31	0.31	1.0	U
2921-88-2	Chlorpyrifos	0.36	0.36	1.0	U
56-72-4	Coumaphos	0.14	0.14	1.0	U
298-03-3	Demeton-O	0.14	0.14	1.0	U
126-75-0	Demeton-S	0.069	0.069	1.0	U
333-41-5	Diazinon	0.15	0.15	1.0	U
62-73-7	Dichlorvos	0.16	0.16	1.0	U
60-51-5	Dimethoate	0.45	0.45	1.5	U
298-04-4	Disulfoton	0.32	0.32	1.0	U
2104-64-5	EPN	0.15	0.15	1.2	U
13194-48-4	Ethoprop	0.18	0.18	0.50	U
56-38-2	Ethyl parathion	0.14	0.14	1.0	U
52-85-7	Famphur	0.18	0.18	1.0	U
115-90-2	Fensulfothion	0.54	0.54	2.5	U
55-38-9	Fenthion	0.15	0.15	2.5	U
121-75-5	Malathion	0.13	0.13	1.2	U
150-50-5	Merphos	0.17	0.17	5.0	U
298-00-0	Methyl parathion	0.14	0.14	4.0	U
7786-34-7	Mevinphos	0.46	0.46	6.2	U
300-76-5	Naled	0.25	0.25	1.0	U
298-02-2	Phorate	0.15	0.15	1.2	U
299-84-3	Ronnel	0.12	0.12	10	U
3689-24-5	Sulfotepp	0.17	0.17	1.5	U
961-11-5	Tetrachlorvinphos (Stirophos)	0.12	0.12	3.5	U

TestAmerica
THE LEADER IN ENVIRONMENTAL TESTING

Northgate Environmental Management, Inc.

Analysis Data Sheet

Lab Name:	TESTAMERICA DENVER	**Client Sample ID:**	M-44B
Lot/SDG Number:	8304604	**Lab Sample ID:**	D9F090185-001
Matrix:	WATER	**Lab WorkOrder:**	LEKL01AA
% Moisture:	N/A	**Date/Time Collected:**	06/08/09 13:40
Basis:	Wet	**Date/Time Received:**	06/09/09 09:00
Analysis Method:	8141A	**Date Leached:**	
Unit:	ug/L	**Date/Time Extracted:**	06/11/09 13:00
QC Batch ID:	9162333	**Date/Time Analyzed:**	06/17/09 18:02
Sample Aliquot:	1033 mL	**Instrument ID:**	D2
Dilution Factor:	1		

CAS No.	Analyte	Conc.	MDL	RL	Q
297-97-2	Thionazin	0.31	0.31	1.0	U
34643-46-4	Tokuthion	0.12	0.12	1.6	U
327-98-0	Trichloronate	0.24	0.24	1.0	U

CAS No.	Surrogate	% Rec	Lower Limit	Upper Limit	Q
115-86-6	Triphenyl phosphate	75	60	154	
24934-91-6	Chlormefos	64	49	171	

TestAmerica
THE LEADER IN ENVIRONMENTAL TESTING

Northgate Environmental Management, Inc.

Analysis Data Sheet

Lab Name:	TESTAMERICA DENVER	**Client Sample ID:**	
Lot/SDG Number:	8304604	**Lab Sample ID:**	D9F110000-333B
Matrix:	WATER	**Lab WorkOrder:**	LEPRX1AA
% Moisture:		**Date/Time Collected:**	
Basis:	Wet	**Date/Time Received:**	
Analysis Method:	8141A	**Date Leached:**	
Unit:	ug/L	**Date/Time Extracted:**	06/11/09 13:00
QC Batch ID:	9162333	**Date/Time Analyzed:**	06/17/09 16:39
Sample Aliquot:	1000 mL	**Instrument ID:**	D2
Dilution Factor:	1		

CAS No.	Analyte	Conc.	MDL	RL	Q
62-73-7	Dichlorvos	0.16	0.16	1.0	U
297-97-2	Thionazin	0.31	0.31	1.0	U
60-51-5	Dimethoate	0.45	0.45	1.5	U
298-04-4	Disulfoton	0.32	0.32	1.0	U
2104-64-5	EPN	0.15	0.15	1.2	U
13194-48-4	Ethoprop	0.18	0.18	0.50	U
52-85-7	Famphur	0.18	0.18	1.0	U
115-90-2	Fensulfothion	0.54	0.54	2.5	U
55-38-9	Fenthion	0.15	0.15	2.5	U
121-75-5	Malathion	0.13	0.13	1.2	U
150-50-5	Merphos	0.17	0.17	5.0	U
298-00-0	Methyl parathion	0.14	0.14	4.0	U
86-50-0	Azinphos-methyl	0.17	0.17	2.5	U
7786-34-7	Mevinphos	0.46	0.46	6.2	U
300-76-5	Naled	0.25	0.25	1.0	U
56-38-2	Ethyl parathion	0.14	0.14	1.0	U
298-02-2	Phorate	0.15	0.15	1.2	U
299-84-3	Ronnel	0.12	0.12	10	U
3689-24-5	Sulfotepp	0.17	0.17	1.5	U
34643-46-4	Tokuthion	0.12	0.12	1.6	U
327-98-0	Trichloronate	0.24	0.24	1.0	U
35400-43-2	Bolstar	0.31	0.31	1.0	U
961-11-5	Tetrachlorvinphos (Stirophos)	0.12	0.12	3.5	U
2921-88-2	Chlorpyrifos	0.36	0.36	1.0	U
56-72-4	Coumaphos	0.14	0.14	1.0	U
298-03-3	Demeton-O	0.14	0.14	1.0	U
126-75-0	Demeton-S	0.069	0.069	1.0	U
333-41-5	Diazinon	0.15	0.15	1.0	U

TestAmerica
THE LEADER IN ENVIRONMENTAL TESTING

Northgate Environmental Management, Inc.

Analysis Data Sheet

Lab Name:	TESTAMERICA DENVER	**Client Sample ID:**	
Lot/SDG Number:	8304604	**Lab Sample ID:**	D9F110000-333B
Matrix:	WATER	**Lab WorkOrder:**	LEPRX1AA
% Moisture:		**Date/Time Collected:**	
Basis:	Wet	**Date/Time Received:**	
Analysis Method:	8141A	**Date Leached:**	
Unit:	ug/L	**Date/Time Extracted:**	06/11/09 13:00
QC Batch ID:	9162333	**Date/Time Analyzed:**	06/17/09 16:39
Sample Aliquot:	1000 mL	**Instrument ID:**	D2
Dilution Factor:	1		

CAS No.	Surrogate	% Rec	Lower Limit	Upper Limit	Q
115-86-6	Triphenyl phosphate	45	60	154	*
24934-91-6	Chlormefos	9.4	49	171	*

TestAmerica
THE LEADER IN ENVIRONMENTAL TESTING

Northgate Environmental Management, Inc.

Surrogate Recovery Summary

Lab Name: TESTAMERICA DENVER **Extraction** I09P29H
Lot/SDG Number: 8304604 **QC Batch ID:** 9162333

Client ID	Work Order	SRG1	SRG2	SRG3	SRG4	SRG5	SRG6	SRG7	SRG8	TOT OUT
M-44B	LEKL01AA	64	75							0
INTRA-LAB BLANK	LEPRX1AA	9.4 *	45 *							2
CHECK SAMPLE	LEPRX1AC	71	68							0
DUPLICATE CHECK	LEPRX1AD	77	74							0

Surrogate Number	Surrogate Name	Lower Control Limit	Upper Control Limit
SRG 1	Chlormefos	49	171
SRG 2	Triphenyl phosphate	60	154

TestAmerica
THE LEADER IN ENVIRONMENTAL TESTING

Northgate Environmental Management, Inc.

Analysis Data Sheet

Lab Name:	TESTAMERICA DENVER	**Client Sample ID:**	
Lot/SDG Number:	8304604	**Lab Sample ID:**	D9F110000-333C
Matrix:	WATER	**Lab WorkOrder:**	LEPRX1AC
% Moisture:	N/A	**Date/Time Collected:**	
Basis:	Wet	**Date/Time Received:**	
Analysis Method:	8141A	**Date Leached:**	
Unit:	ug/L	**Date/Time Extracted:**	06/11/09 13:00
QC Batch ID:	9162333	**Date/Time Analyzed:**	06/17/09 17:07
Sample Aliquot:	1000 mL	**Instrument ID:**	D2
Dilution Factor:	1		

Analyte	True	Found	%Rec	Q	Limits
Dichlorvos	4.00	2.40	60		40 - 193
Thionazin	4.00	2.61	65		39 - 180
Dimethoate	4.00	2.21	55		33 - 139
Disulfoton	4.00	2.14	53		44 - 139
Ethoprop	4.00	3.16	79		43 - 165
Famphur	8.00	5.64	70		51 - 131
Fensulfothion	4.00	1.84	46		46 - 115
Fenthion	4.00	2.34	58	a	63 - 128
Malathion	4.00	2.23	56		53 - 137
Methyl parathion	4.00	2.58	65		55 - 131
Azinphos-methyl	4.00	2.66	66		42 - 125
Mevinphos	4.00	2.11	53		39 - 175
Ethyl parathion	4.00	2.39	60		47 - 142
Phorate	4.00	2.55	64		46 - 142
Ronnel	4.00	2.46	62		43 - 115
Sulfotepp	4.00	2.35	59		29 - 166
Trichloronate	4.00	2.43	61		60 - 115
Chlorpyrifos	4.00	3.05	76		60 - 120
Coumaphos	4.00	2.49	62		61 - 115
Diazinon	4.00	2.59	65		47 - 149

CAS No.	Surrogate	% Rec	Lower Limit	Upper Limit	Q
115-86-6	Triphenyl phosphate	68	60	154	
24934-91-6	Chlormefos	71	49	171	

TestAmerica
THE LEADER IN ENVIRONMENTAL TESTING

Northgate Environmental Management, Inc.

Analysis Data Sheet

Lab Name:	TESTAMERICA DENVER	**Client Sample ID:**	
Lot/SDG Number:	8304604	**Lab Sample ID:**	D9F110000-333L
Matrix:	WATER	**Lab WorkOrder:**	LEPRX1AD
% Moisture:	N/A	**Date/Time Collected:**	
Basis:	Wet	**Date/Time Received:**	
Analysis Method:	8141A	**Date Leached:**	
Unit:	ug/L	**Date/Time Extracted:**	06/11/09 13:00
QC Batch ID:	9162333	**Date/Time Analyzed:**	06/17/09 17:34
Sample Aliquot:	1000 mL	**Instrument ID:**	D2
Dilution Factor:	1		

Analyte	True	Found	C	% Rec	Q	RPD	Q	QC Limits	
								% Rec	RPD
Dichlorvos	4.00	2.84		71		17		40 - 193	49
Thionazin	4.00	2.85		71		8.7		39 - 180	40
Dimethoate	4.00	2.74		69		22		33 - 139	50
Disulfoton	4.00	2.39		60		11		44 - 139	40
Ethoprop	4.00	3.26		82		3.3		43 - 165	36
Famphur	8.00	6.52		81		15		51 - 131	88
Fensulfothion	4.00	2.57		64		33		46 - 115	62
Fenthion	4.00	2.67		67		13		63 - 128	41
Malathion	4.00	2.54		64		13		53 - 137	28
Methyl parathion	4.00	2.78		70		7.3		55 - 131	30
Azinphos-methyl	4.00	2.93		73		9.8		42 - 125	36
Mevinphos	4.00	2.43		61		14		39 - 175	40
Ethyl parathion	4.00	2.83		71		17		47 - 142	40
Phorate	4.00	2.77		69		8.0		46 - 142	40
Ronnel	4.00	2.82		70		14		43 - 115	39
Sulfotepp	4.00	2.58		65		9.4		29 - 166	40
Trichloronate	4.00	2.53		63		4.4		60 - 115	38
Chlorpyrifos	4.00	3.24		81		6.0		60 - 120	34
Coumaphos	4.00	2.85		71		14		61 - 115	43
Diazinon	4.00	3.03		76		16		47 - 149	40

CAS No.	Surrogate	% Rec	Lower Limit	Upper Limit	Q
115-86-6	Triphenyl phosphate	74	60	154	
24934-91-6	Chlormefos	77	49	171	

TestAmerica
THE LEADER IN ENVIRONMENTAL TESTING

Northgate Environmental Management, Inc.

Method Blank Summary

Lab Name:	TESTAMERICA DENVER	**Lab File ID:**	012F1201.
Lot/SDG Number:	8304604	**Lab Sample ID:**	D9F110000-333B
Matrix:	WATER	**Lab Work Order:**	LEPRX1AA
Analysis Method:	8141A	**Date/Time Extracted:**	06/11/09 13:00
Extraction Method:	I09P29H	**Date/Time Analyzed:**	06/17/09 16:39
QC Batch ID:	9162333	**Instrument ID:**	D2

Client ID	Sample Work Order #	Lab File ID	Date Analyzed	Time Analyzed
M-44B	LEKL01AA	012F1201.	06/17/09	18:02
CHECK SAMPLE	LEPRX1AC C	010F1001.	06/17/09	17:07
DUPLICATE CHECK	LEPRX1AD L	011F1101.	06/17/09	17:34

Report Date : 02-Jun-2009 14:26

TestAmerica

INITIAL CALIBRATION DATA

Start Cal Date : 01-JUN-2009 15:43
End Cal Date : 01-JUN-2009 18:27
Quant Method : ISTD
Target Version : 4.14
Integrator : Falcon
Method file : \\DenSvr03\Public\chem\GCS\GC_D2.i\0601B091.B\8141A-1.m
Last Edit : 02-Jun-2009 14:23 williamst

Calibration File Names:
Level 1: \\DenSvr03\Public\chem\GCS\GC_D2.i\0601B091.B\009F0901.D
Level 2: \\DenSvr03\Public\chem\GCS\GC_D2.i\0601B091.B\008F0801.D
Level 3: \\DenSvr03\Public\chem\GCS\GC_D2.i\0601B091.B\007F0701.D
Level 4: \\DenSvr03\Public\chem\GCS\GC_D2.i\0601B091.B\006F0601.D
Level 5: \\DenSvr03\Public\chem\GCS\GC_D2.i\0601B091.B\005F0501.D
Level 6: \\DenSvr03\Public\chem\GCS\GC_D2.i\0601B091.B\004F0401.D
Level 7: \\DenSvr03\Public\chem\GCS\GC_D2.i\0601B091.B\003F0301.D

SEE CALIBRATION HISTORY

Compound	0.2000000 Level 1 / 5.0000 Level 7	0.5000000 Level 2	1.0000 Level 3	2.0000 Level 4	3.0000 Level 5	4.0000 Level 6	Curve	Coefficients b	Coefficients m1	Coefficients m2	%RSD or R^2	
1 o,o,o-TEPT	31369	78529	165649	313679	366581	520167						1/x
	659609						WLINR	0.02194	3.16950		0.99914	
2 Dichlorvos	22122	50233	96449	186756	239683	339268						1/x
	421087						WLINR	0.02316	2.02574		0.99580	
3 Mevinphos	7036	21366	43022	85557	112877	159524						1/x
	207620						WLINR	0.05519	0.98452		0.99571	
5 Thionazin	17954	48441	99563	184713	245618	334198						1/x
	428428						WLINR	0.03688	2.05720		0.99694	

Table of Contents

TestAmerica

INITIAL CALIBRATION DATA

Start Cal Date : 01-JUN-2009 15:43
End Cal Date : 01-JUN-2009 18:27
Quant Method : ISTD
Target Version : 4.14
Integrator : Falcon
Method file : \\DenSvr03\Public\chem\GCS\GC_D2.i\0601B091.B\8141A-1.m
Last Edit : 02-Jun-2009 14:23 williamst

Compound	0.2000000 Level 1	0.5000000 Level 2	1.0000 Level 3	2.0000 Level 4	3.0000 Level 5	4.0000 Level 6	5.0000 Level 7	Curve	Coefficients b	m1	m2	%RSD or R^2	
6 Demeton-O	9440	17408	35976	56686	79414	103339	147181	WLINR	-0.00051	2.01911		0.99236	1/x
7 Ethoprop	17248	42460	92496	161743	226948	302323	388305	WLINR	0.03579	1.86600		0.99521	1/x
8 Naled	+++++	1249	7736	19799	35381	56665	78773	QUAD	0.28806	3.16821	-0.89661	0.99059	<- OK
10 Sulfotepp	32410	71356	144853	247622	325044	431743	541786	LINR	0.00725	2.62641		0.99550	
11 Phorate	19638	41922	97616	164098	229149	304192	389020	WLINR	0.02723	1.87044		0.99497	1/x
2 Dimethoate	+++++	19302	77280	158216	245562	345027	448428	WLINR	0.19543	2.30278		0.99252	<- OK 1/x
3 Demeton-S	14694	26427	62155	102174	146452	193614	245480	WLINR	0.01155	1.73264		0.99271	1/x

Table of Contents

TestAmerica

INITIAL CALIBRATION DATA

Start Cal Date : 01-JUN-2009 15:43
End Cal Date : 01-JUN-2009 18:27
Quant Method : ISTD
Target Version : 4.14
Integrator : Falcon
Method file : \\DenSvr03\Public\chem\GCS\GC_D2.i\0601B091.B\8141A-1.m
Last Edit : 02-Jun-2009 14:23 williamst

Compound	0.2000000 Level 1	0.5000000 Level 2	1.0000 Level 3	2.0000 Level 4	3.0000 Level 5	4.0000 Level 6	Curve	Coefficients b	m1	m2	%RSD or R^2	
	5.0000 Level 7											
14 Simazine	6475	11935	35892	54858	90937	119362						
	153550						LINR	0.10864	0.77030		0.98700	<-r>0.993
15 Atrazine	7921	16581	42131	73783	106801	145173						1/x
	187928						WLINR	0.05170	0.89705		0.99224	
16 propazine	10624	17249	40438	70674	99774	136233						1/x
	174854						WLINR	0.02288	0.82536		0.99135	
17 Disulfoton	11517	24361	56430	105031	149108	185136						1/x
	252403						WLINR	0.04045	1.19472		0.99408	
18 Diazinon	28990	60221	114023	190652	254882	346797						1/x
	447559						WLINR	-0.00642	2.09176		0.99598	
9 Methyl Parathion	9372	28343	63188	119715	169639	226341						1/x
	290947						WLINR	0.05999	1.41187		0.99485	
0 Ronnel	11574	30429	66387	116860	162866	230211						1/x2
	293169						WLINR	0.03291	1.34912		0.99213	

Table of Contents

TestAmerica

INITIAL CALIBRATION DATA

Start Cal Date : 01-JUN-2009 15:43
End Cal Date : 01-JUN-2009 18:27
Quant Method : ISTD
Target Version : 4.14
Integrator : Falcon
Method file : \\DenSvr03\Public\chem\GCS\GC_D2.i\0601B091.B\8141A-1.m
Last Edit : 02-Jun-2009 14:23 williamst

Compound	0.2000000 Level 1	0.5000000 Level 2	1.0000 Level 3	2.0000 Level 4	3.0000 Level 5	4.0000 Level 6	Curve	Coefficients b	m1	m2	%RSD or R^2	
	5.0000 Level 7											
21 Malathion	12028	31239	65967	110889	154862	201919						1/x
	255991						WLINR	0.02436	1.24590		0.99541	
22 Fenthion	9808	26973	64045	111770	160885	215047						1/x2
	274310						WLINR	0.04162	1.29367		0.99200	
23 Parathion	+++++	26712	57036	111874	169906	228921						1/x
	296846						WLINR	0.12063	1.47825		0.99005	<-Ok2
24 Chlorpyrifos	33739	53493	106025	159105	220357	285395						1/x
	361479						WLINR	-0.05280	1.69264		0.99364	
25 Trichloronate	15538	37278	77007	132216	190340	254932						1/x
	332750						WLINR	0.03256	1.57328		0.99370	
6 Anilazine	+++++	+++++	+++++	359	1134	8330						1/x
	11836						WLINR	1.10909	0.10465		0.90811	<- NTC
7 Merphos-A (Merphos)	13479	31997	69019	118133	162377	212682						1/x
	269959						WLINR	0.02225	1.30950		0.99594	

Table of Contents

TestAmerica

INITIAL CALIBRATION DATA

Start Cal Date : 01-JUN-2009 15:43
End Cal Date : 01-JUN-2009 18:27
Quant Method : ISTD
Target Version : 4.14
Integrator : Falcon
Method file : \\DenSvr03\Public\chem\GCS\GC_D2.i\0601B091.B\8141A-1.m
Last Edit : 02-Jun-2009 14:23 williamst

Compound	0.2000000 Level 1	0.5000000 Level 2	1.0000 Level 3	2.0000 Level 4	3.0000 Level 5	4.0000 Level 6	Curve	Coefficients b	m1	m2	%RSD or R^2	
	5.0000 Level 7											
28 Tetrachlorvinphos (Stirophos)	5539	16167	40195	76550	108330	145307						1/x
	189624						WLINR	0.06947	0.91435		0.99467	
29 Tokuthion	16951	34641	73111	131318	183717	240239						1/x2
	311428						WLINR	0.00758	1.42979		0.99118	
30 Merphos-B (Merphos Oxone)	4266	9255	14464	29525	41772	52849						
	69434						LINR	0.04480	0.33690		0.99289	
31 Carbophenothion-methyl	4876	18167	45848	92458	129024	175270						1/x2
	228854						WLINR	0.06804	1.06061		0.99025	
32 Fensulfothion	+++++	11936	40870	97316	136682	193829						1/x
	260658						WLINR	0.19309	1.31187		0.99611	<-Ok
3 Bolstar / Famphur	24156	59246	126299	237118	309581	412125						1/x2
	522403						WLINR	0.04593	1.24628		0.99671	
4 Carbophenothion	14460	33839	69204	135674	182655	241347						1/x2
	307236						WLINR	0.02170	1.44172		0.99324	

Table of Contents

TestAmerica

INITIAL CALIBRATION DATA

Start Cal Date : 01-JUN-2009 15:43
End Cal Date : 01-JUN-2009 18:27
Quant Method : ISTD
Target Version : 4.14
Integrator : Falcon
Method file : \\DenSvr03\Public\chem\GCS\GC_D2.i\0601B091.B\8141A-1.m
Last Edit : 02-Jun-2009 14:23 williamst

Compound	0.2000000 Level 1	0.5000000 Level 2	1.0000 Level 3	2.0000 Level 4	3.0000 Level 5	4.0000 Level 6	Curve	Coefficients b	m1	m2	%RSD or R^2	
	5.0000 Level 7											
36 Phosmet	4815	17104	47978	95148	125284	173920						1/x
	223946						WLINR	0.08120	1.09225		0.99679	
37 EPN	11831	30128	64157	119460	152365	214807						1/x2
	267908						WLINR	0.02577	1.27015		0.99678	
38 Azinphos-methyl	2264	11970	33423	72986	98342	137277						1/x
	181562						WLINR	0.10200	0.87548		0.99517	
40 Azinphos-ethyl	15932	34662	65388	126741	154219	205523						1/x
	261710						WLINR	0.00033	1.25659		0.99866	
41 Coumaphos	5486	14240	37156	80627	107829	145749						1/x
	190826						WLINR	0.07706	0.92200		0.99464	
42 Merphos	17745	41252	83483	147658	204149	265531						1/x
	339393						WLINR	0.01931	1.63633		0.99566	
43 Total Demeton	24134	43835	98131	158860	225866	296953						1/x
	392661						WLINR	0.01000	1.83268		0.99352	

Table of Contents

TestAmerica

INITIAL CALIBRATION DATA

Start Cal Date : 01-JUN-2009 15:43
End Cal Date : 01-JUN-2009 18:27
Quant Method : ISTD
Target Version : 4.14
Integrator : Falcon
Method file : \\DenSvr03\Public\chem\GCS\GC_D2.i\0601B091.B\8141A-1.m
Last Edit : 02-Jun-2009 14:23 williamst

Compound	0.2000000 Level 1	0.5000000 Level 2	1.0000 Level 3	2.0000 Level 4	3.0000 Level 5	4.0000 Level 6	Curve	Coefficients b	m1	m2	%RSD or R^2	
	5.0000 Level 7											
$ 4 Chlormefos	22880	54973	108798	208085	279317	376100						1/x
	494609						WLINR	0.03345	2.33314		0.99605	
$ 35 Triphenyl phosphate	11800	26270	56433	102613	129313	174367						$1/x^2$
	218695						WLINR	0.00992	1.04948		0.99764	

Table of Contents

TestAmerica

INITIAL CALIBRATION DATA

Start Cal Date : 01-JUN-2009 15:43
End Cal Date : 01-JUN-2009 18:27
Quant Method : ISTD
Target Version : 4.14
Integrator : Falcon
Method file : \\DenSvr03\Public\chem\GCS\GC_D2.i\0601B091.B\8141A-1.m
Last Edit : 02-Jun-2009 14:23 williamst

Curve	Formula	Units
Linear	Amt = b + Rsp/m1	Response
Wt Linear	Amt = b + Rsp/m1	Response
Quad	Amt = b + m1*Rsp + m2*Rsp^2	Response

Table of Contents

Calibration History

Method : \\DenSvr03\Public\chem\GCS\GC_D2.i\0601B091.B\8141A-1.m
Start Cal Date: 01-JUN-2009 15:43
End Cal Date : 01-JUN-2009 18:27
Last Cal Level: 1
Last Cal Type : Continuing Calibration

Initial Calibration

Injection Date	Sublist	Calibration File
Cal Level: 1 , Cal Amount: 0.20000		
01-JUN-2009 18:27	8141A	\\DenSvr03\Public\chem\GCS\GC_D2.i\0601B091.B\009F0901.D
Cal Level: 2 , Cal Amount: 0.50000		
01-JUN-2009 18:00	8141A	\\DenSvr03\Public\chem\GCS\GC_D2.i\0601B091.B\008F0801.D
Cal Level: 3 , Cal Amount: 1.00000		
01-JUN-2009 17:33	8141A	\\DenSvr03\Public\chem\GCS\GC_D2.i\0601B091.B\007F0701.D
Cal Level: 4 , Cal Amount: 2.00000		
01-JUN-2009 17:05	8141A	\\DenSvr03\Public\chem\GCS\GC_D2.i\0601B091.B\006F0601.D
Cal Level: 5 , Cal Amount: 3.00000		
01-JUN-2009 16:38	8141A	\\DenSvr03\Public\chem\GCS\GC_D2.i\0601B091.B\005F0501.D
Cal Level: 6 , Cal Amount: 4.00000		
01-JUN-2009 16:10	8141A	\\DenSvr03\Public\chem\GCS\GC_D2.i\0601B091.B\004F0401.D
Cal Level: 7 , Cal Amount: 5.00000		
01-JUN-2009 15:43	8141A	\\DenSvr03\Public\chem\GCS\GC_D2.i\0601B091.B\003F0301.D

Continuing Calibration

LOBAL LEVEL 5

02-JUN-2009 09:27	8141A	\\DenSvr03\Public\chem\GCS\GC_D2.i\0601B091.B\042F4201.D
02-JUN-2009 05:49	8141A	\\DenSvr03\Public\chem\GCS\GC_D2.i\0601B091.B\034F3401.D
02-JUN-2009 02:11	8141A	\\DenSvr03\Public\chem\GCS\GC_D2.i\0601B091.B\026F2601.D
01-JUN-2009 18:55	8141A	\\DenSvr03\Public\chem\GCS\GC_D2.i\0601B091.B\010F1001.D
01-JUN-2009 17:05	8141A	\\DenSvr03\Public\chem\GCS\GC_D2.i\0601B091.B\006F0601.D
01-JUN-2009 16:38	8141A	\\DenSvr03\Public\chem\GCS\GC_D2.i\0601B091.B\005F0501.D

Report Date : 02-Jun-2009 14:57 Page 1

TestAmerica

INITIAL CALIBRATION DATA

Start Cal Date : 01-JUN-2009 15:43
End Cal Date : 01-JUN-2009 18:27
Quant Method : ISTD
Target Version : 4.14
Integrator : Falcon
Method file : \\DenSvr03\Public\chem\GCS\GC_D2.i\0601B092.B\8141A-2.m
Last Edit : 02-Jun-2009 14:56 williamst

Calibration File Names:
Level 1: \\DenSvr03\Public\chem\GCS\GC_D2.i\0601B092.B\009F0901.D
Level 2: \\DenSvr03\Public\chem\GCS\GC_D2.i\0601B092.B\008F0801.D
Level 3: \\DenSvr03\Public\chem\GCS\GC_D2.i\0601B092.B\007F0701.D
Level 4: \\DenSvr03\Public\chem\GCS\GC_D2.i\0601B092.B\006F0601.D
Level 5: \\DenSvr03\Public\chem\GCS\GC_D2.i\0601B092.B\005F0501.D
Level 6: \\DenSvr03\Public\chem\GCS\GC_D2.i\0601B092.B\004F0401.D
Level 7: \\DenSvr03\Public\chem\GCS\GC_D2.i\0601B092.B\003F0301.D

SEE CALIBRATION HISTORY

Compound	0.2000000 Level 1	0.5000000 Level 2	1.0000 Level 3	2.0000 Level 4	3.0000 Level 5	4.0000 Level 6	5.0000 Level 7	Curve	Coefficients b	Coefficients m1	Coefficients m2	%RSD or R^2
1 o,o,o-TEPT	13374	42610	72820	145282	171648	214471	282184	WLINR	0.00310	3.11011		0.99778
2 Dichlorvos	12774	24597	47931	88528	126591	169075	219235	WLINR	0.01772	2.33309		0.99198
4 Mevinphos	4828	12326	30809	53348	79731	101510	130278	WLINR	0.05154	1.44496		0.99355
5 Demeton-O	1593	6740	9235	19570	27400	35906	44908	WLINR	0.01133	1.53951		0.99135

*All weighted linear ave 1/x *

Table of Contents

TestAmerica

INITIAL CALIBRATION DATA

Start Cal Date : 01-JUN-2009 15:43
End Cal Date : 01-JUN-2009 18:27
Quant Method : ISTD
Target Version : 4.14
Integrator : Falcon
Method file : \\DenSvr03\Public\chem\GCS\GC_D2.i\0601B092.B\8141A-2.m
Last Edit : 02-Jun-2009 14:56 williamst

Compound	0.2000000 Level 1	0.5000000 Level 2	1.0000 Level 3	2.0000 Level 4	3.0000 Level 5	4.0000 Level 6	Curve	Coefficients b	m1	m2	%RSD or R^2
	5.0000 Level 7										
6 Thionazin	11104	26582	50937	93496	120913	174575					
	209683						WLINR	0.01592	2.31168		0.99598
7 Ethoprop	7769	16609	36157	66159	92539	123934					
	153132						WLINR	0.02854	1.69442		0.99484
8 Phorate	12863	25666	48318	81659	114065	164476					
	202684						WLINR	0.00311	2.16872		0.99128
9 Naled	+++++	445	2916	8310	14919	24069					
	31509						QUAD	0.29840	3.30488	-0.93717	0.99015
10 Sulfotepp	16395	35778	69707	121794	168706	222226					
	274545						WLINR	0.00349	3.02149		0.99589
2 Simazine	341	2159	10633	18419	25915	35020					
	46283						LINR	0.13558	0.52744		0.99641
3 Diazinon	8796	18467	39809	61886	89603	117737					
	146528						WLINR	0.00260	1.60564		0.99378

Table of Contents

TestAmerica

INITIAL CALIBRATION DATA

Start Cal Date : 01-JUN-2009 15:43
End Cal Date : 01-JUN-2009 18:27
Quant Method : ISTD
Target Version : 4.14
Integrator : Falcon
Method file : \\DenSvr03\Public\chem\GCS\GC_D2.i\0601B092.B\8141A-2.m
Last Edit : 02-Jun-2009 14:56 williamst

Compound	0.2000000 Level 1	0.5000000 Level 2	1.0000 Level 3	2.0000 Level 4	3.0000 Level 5	4.0000 Level 6	Curve	Coefficients b	ml	m2	%RSD or R^2
	5.0000 Level 7										
14 Atrazine	6248	11027	22171	36812	49797	68386					
	93006						WLINR	-0.00609	0.94950		0.99161
15 Propazine	3875	7530	19252	28968	41947	59240					
	75590						WLINR	0.02787	0.80924		0.99012
16 Disulfoton	7854	17279	37052	67209	93239	120919					
	153338						WLINR	0.02310	1.68433		0.99607
17 Demeton-S	6144	11696	29350	49155	71303	98649					
	121092						WLINR	0.02348	1.96307		0.99153
18 Dimethoate	4972	22582	44237	81261	121147	163692					
	201617						WLINR	0.06391	2.26853		0.99346
9 Ronnel	5501	13938	30797	54194	77164	105613					
	133108						WLINR	0.04203	1.45565		0.99447
0 Merphos-A (Merphos)	1.00673	1.06631	1.01036	0.89551	0.83672	0.76485					
	0.71196						AVRG		0.89892		14.98511

Table of Contents

TestAmerica

INITIAL CALIBRATION DATA

Start Cal Date : 01-JUN-2009 15:43
End Cal Date : 01-JUN-2009 18:27
Quant Method : ISTD
Target Version : 4.14
Integrator : Falcon
Method file : \\DenSvr03\Public\chem\GCS\GC_D2.i\0601B092.B\8141A-2.m
Last Edit : 02-Jun-2009 14:56 williamst

Compound	0.2000000 Level 1	0.5000000 Level 2	1.0000 Level 3	2.0000 Level 4	3.0000 Level 5	4.0000 Level 6	5.0000 Level 7	Curve	Coefficients b	m1	m2	%RSD or R^2	
21 Chlorpyrifos	6253	15991	34387	61138	84354	117491	152139	WLINR	0.04093	1.63099		0.99470	
22 Fenthion	3998	9026	25065	48943	67964	91642	121103	WLINR	0.06869	1.31111		0.99346	
23 Trichloronate	10630	24695	49175	84228	121791	167489	223452	WLINR	0.03077	2.33997		0.99100	
24 Anilazine	381	356	737	309	1322	3004	4674	QUAD	0.20827	32.81413	-119	0.88146	<- NJC
25 Methyl Parathion	6047	12412	30681	56201	81582	107714	134615	WLINR	0.04531	1.49439		0.99288	
6 Malathion	8226	16000	31476	60160	77774	108914	141775	WLINR	0.01419	1.49428		0.99479	
7 Tokuthion	9182	20537	41936	73577	96730	131071	166851	WLINR	0.00952	1.80133		0.99754	

Table of Contents

TestAmerica

INITIAL CALIBRATION DATA

Start Cal Date : 01-JUN-2009 15:43
End Cal Date : 01-JUN-2009 18:27
Quant Method : ISTD
Target Version : 4.14
Integrator : Falcon
Method file : \\DenSvr03\Public\chem\GCS\GC_D2.i\0601B092.B\8141A-2.m
Last Edit : 02-Jun-2009 14:56 williamst

Compound	0.2000000 Level 1	0.5000000 Level 2	1.0000 Level 3	2.0000 Level 4	3.0000 Level 5	4.0000 Level 6	5.0000 Level 7	Curve	Coefficients b	Coefficients m1	Coefficients m2	%RSD or R^2
28 Parathion	1.86150	1.47991	1.72712	1.45957	1.66029	1.64400	1.55501	AVRG		1.62677		8.73895
29 Merphos-B (Merphos Oxone)	3408	7691	15595	26701	33082	49239	64662	LINR	-0.14772	0.28000		0.99170
30 Tetrachlorvinphos (stirophos)	3906	8070	16238	32239	44239	61407	78911	WLINR	0.03598	0.84507		0.99259
31 Carbophenothion methyl	4720	12320	26959	53178	73199	94732	122931	WLINR	0.04768	1.34902		0.99634
32 Bolstar	9593	19596	35382	65964	83078	110825	138615	WLINR	-0.01775	1.50207		0.99851
3 Carbophenothion	7942	19416	32837	62235	82765	117731	142830	WLINR	0.01064	1.56119		0.99452
5 Fensulfothion	4587	11142	25744	46394	60970	82824	98014	WLINR	0.02816	1.12108		0.99664

Table of Contents

TestAmerica

INITIAL CALIBRATION DATA

Start Cal Date : 01-JUN-2009 15:43
End Cal Date : 01-JUN-2009 18:27
Quant Method : ISTD
Target Version : 4.14
Integrator : Falcon
Method file : \\DenSvr03\Public\chem\GCS\GC_D2.i\0601B092.B\8141A-2.m
Last Edit : 02-Jun-2009 14:56 williamst

Compound	0.2000000 Level 1	0.5000000 Level 2	1.0000 Level 3	2.0000 Level 4	3.0000 Level 5	4.0000 Level 6	5.0000 Level 7	Curve	Coefficients b	Coefficients m1	Coefficients m2	%RSD or R^2
37 Phosmet / EPN	8786	24996	48092	99080	125930	167276	206157	WLINR	0.06308	1.15921		0.99826
38 Famphur	4031	12909	25718	52938	68754	98223	117797	WLINR	0.05188	1.32759		0.99632
39 Azinphos-methyl	0.60305	0.93484	0.99481	1.01488	1.07389	1.11117	1.03038	AVRG		0.96614		17.56448
40 Azinphos-ethyl	8968	20809	30353	66775	79417	100881	128315	WLINR	-0.02528	1.40229		0.99652
41 Coumaphos	3039	8275	22560	37422	49665	66322	87642	WLINR	0.04675	0.95235		0.99666
2 Merphos	11242	26196	54162	93628	128614	173924	221739	QUAD	0.01890	0.44806	-0.00686	0.99710
3 Total Demeton	7737	18436	38585	68725	98703	134555	166000	WLINR	0.03381	1.83093		0.99381

Table of Contents

TestAmerica

INITIAL CALIBRATION DATA

Start Cal Date : 01-JUN-2009 15:43
End Cal Date : 01-JUN-2009 18:27
Quant Method : ISTD
Target Version : 4.14
Integrator : Falcon
Method file : \\DenSvr03\Public\chem\GCS\GC_D2.i\0601B092.B\8141A-2.m
Last Edit : 02-Jun-2009 14:56 williamst

Compound	0.2000000 Level 1	0.5000000 Level 2	1.0000 Level 3	2.0000 Level 4	3.0000 Level 5	4.0000 Level 6	Curve	Coefficients b	m1	m2	%RSD or R^2
	5.0000 Level 7										
$ 3 Chlormefos	10705	26659	49584	94880	135202	172717					
	221539						WLINR	0.02653	2.42358		0.99477
$ 34 Triphenyl phosphate	4832	13138	24734	48259	60042	76270					
	100294						WLINR	0.01316	1.09342		0.99913

Table of Contents

TestAmerica

INITIAL CALIBRATION DATA

Start Cal Date : 01-JUN-2009 15:43
End Cal Date : 01-JUN-2009 18:27
Quant Method : ISTD
Target Version : 4.14
Integrator : Falcon
Method file : \\DenSvr03\Public\chem\GCS\GC_D2.i\0601B092.B\8141A-2.m
Last Edit : 02-Jun-2009 14:56 williamst

Curve	Formula	Units
Averaged	Amt = Rsp/ml	Response
Linear	Amt = b + Rsp/ml	Response
Wt Linear	Amt = b + Rsp/ml	Response
Quad	Amt = b + ml*Rsp + m2*Rsp^2	Response

Table of Contents

n-2009 14:57

Calibration History

Method : \\DenSvr03\Public\chem\GCS\GC_D2.i\0601B092.B\8141A-2.m
Start Cal Date: 01-JUN-2009 15:43
End Cal Date : 01-JUN-2009 18:27
Last Cal Level: 1
Last Cal Type : Continuing Calibration

Initial Calibration

Injection Date	Sublist	Calibration File
Cal Level: 1 , Cal Amount: 0.20000		
01-JUN-2009 18:27	8141A	\\DenSvr03\Public\chem\GCS\GC_D2.i\0601B092.B\009F0901.D
Cal Level: 2 , Cal Amount: 0.50000		
01-JUN-2009 18:00	8141A	\\DenSvr03\Public\chem\GCS\GC_D2.i\0601B092.B\008F0801.D
Cal Level: 3 , Cal Amount: 1.00000		
01-JUN-2009 17:33	8141A	\\DenSvr03\Public\chem\GCS\GC_D2.i\0601B092.B\007F0701.D
Cal Level: 4 , Cal Amount: 2.00000		
01-JUN-2009 17:05	8141A	\\DenSvr03\Public\chem\GCS\GC_D2.i\0601B092.B\006F0601.D
Cal Level: 5 , Cal Amount: 3.00000		
01-JUN-2009 16:38	8141A	\\DenSvr03\Public\chem\GCS\GC_D2.i\0601B092.B\005F0501.D
Cal Level: 6 , Cal Amount: 4.00000		
01-JUN-2009 16:10	8141A	\\DenSvr03\Public\chem\GCS\GC_D2.i\0601B092.B\004F0401.D
Cal Level: 7 , Cal Amount: 5.00000		
01-JUN-2009 15:43	8141A	\\DenSvr03\Public\chem\GCS\GC_D2.i\0601B092.B\003F0301.D

Continuing Calibration

LOBAL LEVEL 5

02-JUN-2009 14:28	8141A	\\DenSvr03\Public\chem\GCS\GC_D2.i\0601B092.B\053F5301.D
02-JUN-2009 14:01	8141A	\\DenSvr03\Public\chem\GCS\GC_D2.i\0601B092.B\052F5201.D
02-JUN-2009 09:55	8141A	\\DenSvr03\Public\chem\GCS\GC_D2.i\0601B092.B\043F4301.D
02-JUN-2009 09:27	8141A	\\DenSvr03\Public\chem\GCS\GC_D2.i\0601B092.B\042F4201.D
02-JUN-2009 06:17	8141A	\\DenSvr03\Public\chem\GCS\GC_D2.i\0601B092.B\035F3501.D
02-JUN-2009 05:49	8141A	\\DenSvr03\Public\chem\GCS\GC_D2.i\0601B092.B\034F3401.D
02-JUN-2009 02:39	8141A	\\DenSvr03\Public\chem\GCS\GC_D2.i\0601B092.B\027F2701.D
02-JUN-2009 02:11	8141A	\\DenSvr03\Public\chem\GCS\GC_D2.i\0601B092.B\026F2601.D
01-JUN-2009 18:55	8141A	\\DenSvr03\Public\chem\GCS\GC_D2.i\0601B092.B\010F1001.D
01-JUN-2009 17:05	8141A	\\DenSvr03\Public\chem\GCS\GC_D2.i\0601B092.B\006F0601.D
01-JUN-2009 16:38	8141A	\\DenSvr03\Public\chem\GCS\GC_D2.i\0601B092.B\005F0501.D

vr03\Public\chem\GCS\GC_D2.i\0601B091.B/010F1001.D
Report Date: 06/02/2009

CONTINUING CALIBRATION COMPOUNDS
PERCENT DRIFT REPORT

Instrument ID: GC_D2.i
Lab File ID: 010F1001.D
Analysis Type: NONE

Injection Date: 01-JUN-2009 18:55
Lab Sample ID: OPP SS GSV0641
Method File: \\DenSvr03\Public\chem\GCS\GC_D2.

	COMPOUND	EXPECTED CONC.	MEASURED CONC.	%D	MAX %D	
1	o,o,o-TEPT	2.0000	2.0426	2.1	15.0	
2	Dichlorvos	2.0000	1.8413	7.9	15.0	
3	Mevinphos	2.0000	1.7391	13.0	15.0	
4	Chlormefos	2.0000	1.8766	6.2	15.0	
5	Thionazin	2.0000	2.1451	7.3	15.0	
6	Demeton-O	0.6500	1.8068	178.0	15.0	<- ok - see total demeton
7	Ethoprop	2.0000	2.1289	6.4	15.0	
8	Naled	2.0000	1.4202	29.0	15.0	<-
9	Sulfotepp	2.0000	1.9559	2.2	15.0	
10	Phorate	2.0000	2.1133	5.7	15.0	
11	Dimethoate	2.0000	1.9630	1.9	15.0	
12	Demeton-S	1.3600	0.2973	78.1	15.0	<- ok - see total demeton
13	Simazine	2.0000	2.6289	31.4	15.0	<-
14	Atrazine	2.0000	2.0720	3.6	15.0	
15	propazine	2.0000	2.0269	1.3	15.0	
17	Disulfoton	2.0000	2.1323	6.6	15.0	
16	Diazinon	2.0000	2.1610	8.1	15.0	
18	Methyl Parathion	2.0000	2.1123	5.6	15.0	
19	Ronnel	2.0000	2.1721	8.6	15.0	
20	Malathion	2.0000	1.7282	13.6	15.0	
21	Fenthion	2.0000	2.0207	1.0	15.0	
22	Parathion	2.0000	2.0469	2.3	15.0	
23	Chlorpyrifos	2.0000	2.0461	2.3	15.0	
24	Trichloronate	2.0000	1.8986	5.1	15.0	
25	Anilazine	2.0000	2.3178	15.9	15.0	<- NTC
148	Merphos-A (Merphos)	2.0000	0.4913	75.4	999.0	
26	Tetrachlorvinphos (Stirophos)	2.0000	2.0193	1.0	15.0	
28	Tokuthion	2.0000	2.2171	10.9	15.0	
149	Merphos-B (Merphos Oxone)	2.0000	7.5727	278.6	999.0	
29	Carbophenothion-methyl	2.0000	1.4590	27.0	15.0	<-
29	Fensulfothion	2.0000	1.9703	1.5	15.0	
30	Bolstar / Famphur	4.0000	4.4460	11.2	15.0	
32	Carbophenothion	2.0000	1.8774	6.1	15.0	
31	Triphenyl phosphate	2.0000	1.9243	3.8	15.0	
34	Phosmet	2.0000	1.7490	12.5	15.0	
32	EPN	2.0000	2.1139	5.7	15.0	
33	Azinphos-methyl	2.0000	1.8961	5.2	15.0	
35	Azinphos-ethyl	2.0000	2.0020	0.1	15.0	
36	Coumaphos	2.0000	1.8643	6.8	15.0	

vr03\Public\chem\GCS\GC_D2.i\0601B091.B/010F1001.D
Report Date: 06/02/2009

CONTINUING CALIBRATION COMPOUNDS
PERCENT DRIFT REPORT

Instrument ID: GC_D2.i
Lab File ID: 010F1001.D
Analysis Type: NONE

Injection Date: 01-JUN-2009 18:55
Lab Sample ID: OPP SS GSV0641
Method File: \\DenSvr03\Public\chem\GCS\GC_D2.

COMPOUND	EXPECTED CONC.	MEASURED CONC.	%D	MAX %D
27 Merphos	2.0000	1.9369	3.2	15.0
40 Total Demeton	2.0000	2.1041	5.2	15.0

Average %D = 21.9

Data File: \\DenSvr03\Public\chem\GCS\GC_D2.i\0601B092.B/010F1001.D
Report Date: 06/02/2009

CONTINUING CALIBRATION COMPOUNDS
PERCENT DRIFT REPORT

Instrument ID: GC_D2.i Injection Date: 01-JUN-2009 18:55
Lab File ID: 010F1001.D Lab Sample ID: OPP SS GSV0641
Analysis Type: NONE Method File: \\DenSvr03\Public\chem\GCS\GC_D2.i\0

	COMPOUND	EXPECTED CONC.	MEASURED CONC.	%D	MAX %D	
1	o,o,o-TEPT	2.0000	2.2202	11.0	15.0	
2	Dichlorvos	2.0000	1.8232	8.8	15.0	
3	Chlormefos	2.0000	1.8958	5.2	15.0	
4	Mevinphos	2.0000	1.8837	5.8	15.0	
5	Demeton-O	0.6500	2.1054	223.9	15.0	<- ok · see total demeton
6	Thionazin	2.0000	2.0963	4.8	15.0	
7	Ethoprop	2.0000	2.1669	8.3	15.0	
8	Phorate	2.0000	2.0191	1.0	15.0	
10	Naled	2.0000	1.2843	35.8	15.0	<-
146	Sulfotepp	2.0000	1.8764	6.2	15.0	
10	Simazine	2.0000	3.4971	74.9	15.0	<-
12	Diazinon	2.0000	2.2247	11.2	15.0	
150	Atrazine	2.0000	2.0099	0.5	15.0	
13	Propazine	2.0000	1.9003	5.0	15.0	
14	Disulfoton	2.0000	1.8537	7.3	15.0	
15	Demeton-S	1.3600	0.1502	89.0	15.0	<- ok see total demeton
16	Dimethoate	2.0000	1.9478	2.6	15.0	
17	Ronnel	2.0000	2.0578	2.9	15.0	
148	Merphos-A (Merphos)	2.0000	0.5737	71.3	999.0	
18	Chlorpyrifos	2.0000	2.1279	6.4	15.0	
19	Fenthion	2.0000	2.0758	3.8	15.0	
20	Trichloronate	2.0000	1.7833	10.8	15.0	
21	Anilazine	2.0000	1.2559	37.2	15.0	<- NTC
23	Methyl Parathion	2.0000	2.0544	2.7	15.0	
24	Malathion	2.0000	1.7500	12.5	15.0	
25	Tokuthion	2.0000	2.0506	2.5	15.0	
26	Parathion	2.0000	2.2808	14.0	15.0	
149	Merphos-B (Merphos Oxone)	2.0000	6.0423	202.1	999.0	
27	Tetrachlorvinphos (stirophos)	2.0000	2.1501	7.5	15.0	
28	Carbophenothion methyl	2.0000	1.4392	28.0	15.0	<-
28	Bolstar	2.0000	2.2704	13.5	15.0	
30	Carbophenothion	2.0000	1.7761	11.2	15.0	
29	Triphenyl phosphate	2.0000	1.8479	7.6	15.0	
30	Fensulfothion	2.0000	2.1401	7.0	15.0	
35	Phosmet / EPN	4.0000	3.8423	3.9	15.0	
33	Famphur	2.0000	1.8043	9.8	15.0	
34	Azinphos-methyl	2.0000	1.7574	12.1	15.0	
35	Azinphos-ethyl	2.0000	1.9058	4.7	15.0	
36	Coumaphos	2.0000	1.9645	1.8	15.0	

Data File: \\DenSvr03\Public\chem\GCS\GC_D2.i\0601B092.B/010F1001.D
Report Date: 06/02/2009

CONTINUING CALIBRATION COMPOUNDS
PERCENT DRIFT REPORT

Instrument ID: GC_D2.i
Lab File ID: 010F1001.D
Analysis Type: NONE

Injection Date: 01-JUN-2009 18:55
Lab Sample ID: OPP SS GSV0641
Method File: \\DenSvr03\Public\chem\GCS\GC_D2.i\0

COMPOUND	EXPECTED CONC.	MEASURED CONC.	%D	MAX %D	
22 Merphos	2.0000	1.6799	16.0	15.0	<-
40 Total Demeton	2.0000	2.2556	12.8	15.0	

Average %D = 24.5

Data File: \\DenSvr03\Public\chem\GCS\GC_D2.i\0617091.B/003F0301.D
Report Date: 06/19/2009

CONTINUING CALIBRATION COMPOUNDS
PERCENT DRIFT REPORT

Instrument ID: GC_D2.i Injection Date: 17-JUN-2009 13:55
Lab File ID: 003F0301.D Lab Sample ID: OPP L5 GSV0635
Analysis Type: NONE Method File: \\DenSvr03\Public\chem\GCS\GC_D2.i\06

	COMPOUND	EXPECTED CONC.	MEASURED CONC.	%D	MAX %D	
1	o,o,o-TEPT	3.0000	2.3375	22.1	15.0	<-
2	Dichlorvos	3.0000	2.1259	29.1	15.0	<-
3	Mevinphos	3.0000	2.3950	20.2	15.0	<-
4	Chlormefos	3.0000	2.6348	12.2	15.0	
5	Thionazin	3.0000	2.5513	15.0	15.0	
6	Demeton-O	0.9750	0.9226	5.4	15.0	
7	Ethoprop	3.0000	2.7308	9.0	15.0	
8	Naled	3.0000	4.2683	42.3	15.0	<-
9	Sulfotepp	3.0000	2.7046	9.8	15.0	
10	Phorate	3.0000	2.7512	8.3	15.0	
11	Dimethoate	3.0000	2.8211	6.0	15.0	
12	Demeton-S	2.0400	1.8778	8.0	15.0	
13	Simazine	3.0000	2.9513	1.6	15.0	
14	Atrazine	3.0000	2.8033	6.6	15.0	
15	propazine	3.0000	2.8423	5.3	15.0	
17	Disulfoton	3.0000	2.5117	16.3	15.0	<-
16	Diazinon	3.0000	2.8742	4.2	15.0	
18	Methyl Parathion	3.0000	2.8679	4.4	15.0	
19	Ronnel	3.0000	2.7925	6.9	15.0	
20	Malathion	3.0000	2.9315	2.3	15.0	
21	Fenthion	3.0000	2.8339	5.5	15.0	
22	Parathion	3.0000	2.6097	13.0	15.0	
23	Chlorpyrifos	3.0000	3.1252	4.2	15.0	
24	Trichloronate	3.0000	2.8652	4.5	15.0	
25	Anilazine	3.0000	2.8596	4.7	15.0	
148	Merphos-A (Merphos)	3.0000	2.9419	1.9	999.0	
26	Tetrachlorvinphos (Stirophos)	3.0000	2.8921	3.6	15.0	
28	Tokuthion	3.0000	3.0042	0.1	15.0	
149	Merphos-B (Merphos Oxone)	3.0000	3.2065	6.9	999.0	
29	Carbophenothion-methyl	3.0000	2.8886	3.7	15.0	
29	Fensulfothion	3.0000	2.7750	7.5	15.0	
30	Bolstar / Famphur	6.0000	6.2625	4.4	15.0	
32	Carbophenothion	3.0000	2.9659	1.1	15.0	
31	Triphenyl phosphate	3.0000	2.9965	0.1	15.0	
34	Phosmet	3.0000	3.2473	8.2	15.0	
32	EPN	3.0000	3.2683	8.9	15.0	
33	Azinphos-methyl	3.0000	3.5392	18.0	15.0	<-
35	Azinphos-ethyl	3.0000	3.0313	1.0	15.0	
36	Coumaphos	3.0000	2.9073	3.1	15.0	

Data File: \\DenSvr03\Public\chem\GCS\GC_D2.i\0617091.B/003F0301.D
Report Date: 06/19/2009

CONTINUING CALIBRATION COMPOUNDS
PERCENT DRIFT REPORT

Instrument ID: GC_D2.i
Injection Date: 17-JUN-2009 13:55
Lab File ID: 003F0301.D
Lab Sample ID: OPP L5 GSV0635
Analysis Type: NONE
Method File: \\DenSvr03\Public\chem\GCS\GC_D2.i\06

COMPOUND	EXPECTED CONC.	MEASURED CONC.	%D	MAX %D
27 Merphos	3.0000	2.9991	0.0	15.0
40 Total Demeton	3.0000	2.8004	6.7	15.0

Average %D = 8.34

Data File: \\DenSvr03\Public\chem\GCS\GC_D2.i\0617092.B/003F0301.D
Report Date: 06/19/2009

CONTINUING CALIBRATION COMPOUNDS
PERCENT DRIFT REPORT

Instrument ID: GC_D2.i Injection Date: 17-JUN-2009 13:55
Lab File ID: 003F0301.D Lab Sample ID: OPP L5 GSV0635
Analysis Type: NONE Method File: \\DenSvr03\Public\chem\GCS\GC_D2.i\06

	COMPOUND	EXPECTED CONC.	MEASURED CONC.	%D	MAX %D	
1	o,o,o-TEPT	3.0000	2.4196	19.3	15.0	<-
2	Dichlorvos	3.0000	2.2590	24.7	15.0	<-
3	Chlormefos	3.0000	2.6011	13.3	15.0	
4	Mevinphos	3.0000	2.5946	13.5	15.0	
5	Demeton-O	0.9750	0.9308	4.5	15.0	
6	Thionazin	3.0000	2.8213	6.0	15.0	
7	Ethoprop	3.0000	2.7355	8.8	15.0	
8	Phorate	3.0000	2.7165	9.5	15.0	
10	Naled	3.0000	4.5094	50.3	15.0	<-
146	Sulfotepp	3.0000	2.7401	8.7	15.0	
10	Simazine	3.0000	2.8513	5.0	15.0	
12	Diazinon	3.0000	2.8366	5.4	15.0	
150	Atrazine	3.0000	2.8348	5.5	15.0	
13	Propazine	3.0000	2.7617	7.9	15.0	
14	Disulfoton	3.0000	2.7752	7.5	15.0	
15	Demeton-S	2.0400	1.8313	10.2	15.0	
16	Dimethoate	3.0000	2.7855	7.2	15.0	
17	Ronnel	3.0000	2.6287	12.4	15.0	
148	Merphos-A (Merphos)	3.0000	2.7664	7.8	999.0	
18	Chlorpyrifos	3.0000	2.7009	10.0	15.0	
19	Fenthion	3.0000	2.7140	9.5	15.0	
20	Trichloronate	3.0000	2.5331	15.6	15.0	<-
21	Anilazine	3.0000	2.0387	32.0	15.0	<-
23	Methyl Parathion	3.0000	2.7696	7.7	15.0	
24	Malathion	3.0000	2.6893	10.4	15.0	
25	Tokuthion	3.0000	2.6890	10.4	15.0	
26	Parathion	3.0000	2.7570	8.1	15.0	
149	Merphos-B (Merphos Oxone)	3.0000	2.6122	12.9	999.0	
27	Tetrachlorvinphos (stirophos)	3.0000	2.8890	3.7	15.0	
28	Carbophenothion methyl	3.0000	2.8977	3.4	15.0	
28	Bolstar	3.0000	2.7652	7.8	15.0	
30	Carbophenothion	3.0000	2.7408	8.6	15.0	
29	Triphenyl phosphate	3.0000	2.8740	4.2	15.0	
30	Fensulfothion	3.0000	2.7503	8.3	15.0	
35	Phosmet / EPN	6.0000	5.7865	3.6	15.0	
33	Famphur	3.0000	2.9712	1.0	15.0	
34	Azinphos-methyl	3.0000	3.3819	12.7	15.0	
35	Azinphos-ethyl	3.0000	2.7668	7.8	15.0	
36	Coumaphos	3.0000	3.1221	4.1	15.0	

Data File: \\DenSvr03\Public\chem\GCS\GC_D2.i\0617092.B/003F0301.D
Report Date: 06/19/2009

CONTINUING CALIBRATION COMPOUNDS
PERCENT DRIFT REPORT

Instrument ID: GC_D2.i Injection Date: 17-JUN-2009 13:55
Lab File ID: 003F0301.D Lab Sample ID: OPP L5 GSV0635
Analysis Type: NONE Method File: \\DenSvr03\Public\chem\GCS\GC_D2.i\06

COMPOUND	EXPECTED CONC.	MEASURED CONC.	%D	MAX %D
22 Merphos	3.0000	2.7902	7.0	15.0
40 Total Demeton	3.0000	2.7621	7.9	15.0

Average %D = 10.3

Data File: \\DenSvr03\Public\chem\GCS\GC_D2.i\0617091.B/025F2501.D
Report Date: 06/19/2009

CONTINUING CALIBRATION COMPOUNDS
PERCENT DRIFT REPORT

Instrument ID: GC_D2.i Injection Date: 18-JUN-2009 16:16
Lab File ID: 025F2501.D Lab Sample ID: OPP L5 GSV0635
Analysis Type: NONE Method File: \\DenSvr03\Public\chem\GCS\GC_D2.i\06

	COMPOUND	EXPECTED CONC.	MEASURED CONC.	%D	MAX %D	
1	o,o,o-TEPT	3.0000	2.5884	13.7	15.0	
2	Dichlorvos	3.0000	3.0050	0.2	15.0	
3	Mevinphos	3.0000	2.7317	8.9	15.0	
4	Chlormefos	3.0000	2.9933	0.2	15.0	
5	Thionazin	3.0000	2.6760	10.8	15.0	
6	Demeton-O	0.9750	1.0880	11.6	15.0	
7	Ethoprop	3.0000	3.0352	1.2	15.0	
8	Naled	3.0000	3.8353	27.8	15.0	<-
9	Sulfotepp	3.0000	2.8143	6.2	15.0	
10	Phorate	3.0000	2.9086	3.0	15.0	
11	Dimethoate	3.0000	2.9173	2.8	15.0	
12	Demeton-S	2.0400	1.9868	2.6	15.0	
13	Simazine	3.0000	3.0978	3.3	15.0	
14	Atrazine	3.0000	2.7936	6.9	15.0	
15	propazine	3.0000	2.7287	9.0	15.0	
17	Disulfoton	3.0000	2.5140	16.2	15.0	<-
16	Diazinon	3.0000	2.9272	2.4	15.0	
18	Methyl Parathion	3.0000	2.7606	8.0	15.0	
19	Ronnel	3.0000	2.7080	9.7	15.0	
20	Malathion	3.0000	2.8216	5.9	15.0	
21	Fenthion	3.0000	2.7454	8.5	15.0	
22	Parathion	3.0000	2.5069	16.4	15.0	<-
23	Chlorpyrifos	3.0000	3.0858	2.9	15.0	
24	Trichloronate	3.0000	2.7578	8.1	15.0	
25	Anilazine	3.0000	2.5732	14.2	15.0	
148	Merphos-A (Merphos)	3.0000	2.7260	9.1	999.0	
26	Tetrachlorvinphos (Stirophos)	3.0000	2.7841	7.2	15.0	
28	Tokuthion	3.0000	2.8982	3.4	15.0	
149	Merphos-B (Merphos Oxone)	3.0000	3.3935	13.1	999.0	
29	Carbophenothion-methyl	3.0000	2.8046	6.5	15.0	
29	Fensulfothion	3.0000	2.8944	3.5	15.0	
30	Bolstar / Famphur	6.0000	6.0272	0.5	15.0	
32	Carbophenothion	3.0000	2.8875	3.7	15.0	
31	Triphenyl phosphate	3.0000	2.8975	3.4	15.0	
34	Phosmet	3.0000	3.0884	2.9	15.0	
32	EPN	3.0000	2.9648	1.2	15.0	
33	Azinphos-methyl	3.0000	3.5989	20.0	15.0	<-
35	Azinphos-ethyl	3.0000	3.3359	11.2	15.0	
36	Coumaphos	3.0000	2.7381	8.7	15.0	

Data File: \\DenSvr03\Public\chem\GCS\GC_D2.i\0617091.B/025F2501.D
Report Date: 06/19/2009

CONTINUING CALIBRATION COMPOUNDS
PERCENT DRIFT REPORT

Instrument ID: GC_D2.i
Lab File ID: 025F2501.D
Analysis Type: NONE

Injection Date: 18-JUN-2009 16:16
Lab Sample ID: OPP L5 GSV0635
Method File: \\DenSvr03\Public\chem\GCS\GC_D2.i\06

COMPOUND	EXPECTED CONC.	MEASURED CONC.	%D	MAX %D
27 Merphos	3.0000	2.8648	4.5	15.0
40 Total Demeton	3.0000	3.0748	2.5	15.0

Average %D = 7.37

Data File: \\DenSvr03\Public\chem\GCS\GC_D2.i\0617092.B/025F2501.D
Report Date: 06/19/2009

CONTINUING CALIBRATION COMPOUNDS
PERCENT DRIFT REPORT

Instrument ID: GC_D2.i
Lab File ID: 025F2501.D
Analysis Type: NONE

Injection Date: 18-JUN-2009 16:16
Lab Sample ID: OPP L5 GSV0635
Method File: \\DenSvr03\Public\chem\GCS\GC_D2.i\06

	COMPOUND	EXPECTED CONC.	MEASURED CONC.	%D	MAX %D	
1	o,o,o-TEPT	3.0000	2.6304	12.3	15.0	
2	Dichlorvos	3.0000	2.7874	7.1	15.0	
3	Chlormefos	3.0000	3.0356	1.2	15.0	
4	Mevinphos	3.0000	3.0054	0.2	15.0	
5	Demeton-O	0.9750	0.9438	3.2	15.0	
6	Thionazin	3.0000	2.7932	6.9	15.0	
7	Ethoprop	3.0000	2.6094	13.0	15.0	
8	Phorate	3.0000	2.9017	3.3	15.0	
10	Naled	3.0000	3.7918	26.4	15.0	<-
146	Sulfotepp	3.0000	2.7232	9.2	15.0	
10	Simazine	3.0000	2.5242	15.9	15.0	<-
12	Diazinon	3.0000	2.6499	11.7	15.0	
150	Atrazine	3.0000	2.6537	11.5	15.0	
13	Propazine	3.0000	2.5117	16.3	15.0	<-
14	Disulfoton	3.0000	2.6712	11.0	15.0	
15	Demeton-S	2.0400	1.9997	2.0	15.0	
16	Dimethoate	3.0000	2.5921	13.6	15.0	
17	Ronnel	3.0000	2.6382	12.1	15.0	
148	Merphos-A (Merphos)	3.0000	2.4668	17.8	999.0	
18	Chlorpyrifos	3.0000	2.7244	9.2	15.0	
19	Fenthion	3.0000	2.5768	14.1	15.0	
20	Trichloronate	3.0000	2.7501	8.3	15.0	
21	Anilazine	3.0000	1.5480	48.4	15.0	<-
23	Methyl Parathion	3.0000	2.8870	3.8	15.0	
24	Malathion	3.0000	2.7711	7.6	15.0	
25	Tokuthion	3.0000	2.6036	13.2	15.0	
26	Parathion	3.0000	2.6361	12.1	15.0	
149	Merphos-B (Merphos Oxone)	3.0000	2.3937	20.2	999.0	
27	Tetrachlorvinphos (stirophos)	3.0000	2.8817	3.9	15.0	
28	Carbophenothion methyl	3.0000	2.8036	6.5	15.0	
28	Bolstar	3.0000	2.6717	10.9	15.0	
30	Carbophenothion	3.0000	2.6658	11.1	15.0	
29	Triphenyl phosphate	3.0000	2.8672	4.4	15.0	
30	Fensulfothion	3.0000	2.7695	7.7	15.0	
35	Phosmet / EPN	6.0000	5.8497	2.5	15.0	
33	Famphur	3.0000	3.1671	5.6	15.0	
34	Azinphos-methyl	3.0000	3.5154	17.2	15.0	<-
35	Azinphos-ethyl	3.0000	2.8237	5.9	15.0	
36	Coumaphos	3.0000	2.9820	0.6	15.0	

Data File: \\DenSvr03\Public\chem\GCS\GC_D2.i\0617092.B/025F2501.D
Report Date: 06/19/2009

CONTINUING CALIBRATION COMPOUNDS
PERCENT DRIFT REPORT

Instrument ID: GC_D2.i Injection Date: 18-JUN-2009 16:16
Lab File ID: 025F2501.D Lab Sample ID: OPP L5 GSV0635
Analysis Type: NONE Method File: \\DenSvr03\Public\chem\GCS\GC_D2.i\06

COMPOUND	EXPECTED CONC.	MEASURED CONC.	%D	MAX %D
22 Merphos	3.0000	2.8230	5.9	15.0
40 Total Demeton	3.0000	2.9436	1.9	15.0

Average %D = 10.1

ENCE\060109.S

Sequence Table (Front Injector):

Quantification Part:

Line	Location	SampleName	SampleAmount	ISTDAmt	Multiplier	Dilution
1	Vial 1	PRIMER				
2	Vial 2	HEXANE				
3	Vial 3	OPP L7 GSV0634				
4	Vial 4	OPP L6 GSV0636				
5	Vial 5	OPP L5 GSV0635				
6	Vial 6	OPP L4 GSV0637				
7	Vial 7	OPP L3 GSV0638				
8	Vial 8	OPP L2 GSV0639				
9	Vial 9	OPP L1 GSV0640				
10	Vial 10	OPP SS GSV0641				
11	Vial 11	LDMWJ1AA,MB				
12	Vial 12	LDMWJ1AC,LCS				
13	Vial 13	LC3NT1F1,339-3S				
14	Vial 14	LC3NT1F2,339-3D				
15	Vial 15	LC3NT2AF,339-3				
16	Vial 16	LDP1R1AA,MB				
17	Vial 17	LDP1R1AD,LCS				
18	Vial 18	LDP1R1AE,LCSD				
19	Vial 19	LC3NT3AF,339-3				
20	Vial 20	LDP141AA,MB				
21	Vial 21	LDP141AD,LCS				
22	Vial 22	LDP141AE,LCSD				
23	Vial 23	LC3142AA,371-1				
24	Vial 24	LC3192AA,371-2				
25	Vial 25	LDJC61AC,349-1				
26	Vial 26	OPP L5 GSV0635				
27	Vial 27	OPP L1 GSV0641				
28	Vial 28	LDMFD1AA,407-1				100
29	Vial 29	LDMFD1AA,407-1				50
30	Vial 30	LDMFE1AA,407-2				500
31	Vial 31	LDMFE1AA,407-2				50
32	Vial 32	LDMFF1AA,407-3				5
33	Vial 33	LDMFG1AA,407-4				5
34	Vial 34	OPP L5 GSV0635				
35	Vial 35	OPP L1 GSV0641				
36	Vial 36	LDNK71AC,182-1				10
37	Vial 37	LDNK71AD,182-1S				10
38	Vial 38	LDNK71AE,182-1D				10
39	Vial 39	LDNK71AC,182-1				5
40	Vial 40	LDNK71AD,182-1S				5
41	Vial 41	LDNK71AE,182-1D				5
42	Vial 42	OPP L5 GSV0635				
43	Vial 43	OPP L1 GSV0641				
44	Vial 44	LDMFD1AA,407-1				
45	Vial 45	LDMFE1AA,407-2				
46	Vial 46	LDMFF1AA,407-3				
47	Vial 47	LDMFF1AA,407-3R				
48	Vial 48	LDMFG1AA,407-4				
49	Vial 49	LDNK71AC,182-1				
50	Vial 50	LDNK71AD,182-1S				
51	Vial 51	LDNK71AE,182-1D				
52	Vial 52	OPP L5 GSV0635				
53	Vial 53	OPP L1 GSV0641				
54	Vial 100	HEXANE/ACETONE				

Sequence Table (Back Injector):

6/1/2009 2:46:52 PM MPK/TLW

ENCE\060109.S

No entries - empty table!

ENCE\061709.S

Sequence Table (Front Injector):

Quantification Part:

Line	Location	SampleName	SampleAmount	ISTDAmt	Multiplier	Dilution
1	Vial 1	PRIMER				
2	Vial 2	HEXANE				
3	Vial 3	OPP L5 GSV0635				
4	Vial 4	LE0591AA,MB				
5	Vial 5	LE0591AC,LCS				
6	Vial 6	LE0591AD,LCSD				
7	Vial 7	LEH7H2AA,167-1				
8	Vial 8	LEH7L2AA,167-2				
9	Vial 9	LEPRX1AA,MB				
10	Vial 10	LEPRX1AC,LCS				
11	Vial 11	LEPRX1AD,LCSD				
12	Vial 12	LEKL01AA,185-1				
13	Vial 13	LEX4T1AA,MB				
14	Vial 14	LEX4T1AC,LCS				
15	Vial 15	LEX4T1AD,LCSD				
16	Vial 16	LEWMK1AA,164-1				
17	Vial 17	LE29A1AA,MB				
18	Vial 18	LE29A1AC,LCS				
19	Vial 19	LE2LN1AA,272-1				
20	Vial 20	LE2L21AA,272-2				
21	Vial 21	LE2L21AA,272-2S				
22	Vial 22	LE2L21AD,272-2D				
23	Vial 23	LE2L61AA,272-3				
24	Vial 24	LE2MA1AA,272-4				
25	Vial 25	OPP L5 GSV0635				
26	Vial 26	LEPQ91AA,MB				
27	Vial 27	LEPQ91AC,LCS				
28	Vial 28	LEPQ91AD,LCSD				
29	Vial 29	LEKK01AE,180-1				
30	Vial 30	LEKLE1AE,180-2				
31	Vial 31	LEKLF1AE,180-3				
32	Vial 32	LEKLL1AE,180-4				
33	Vial 33	LEKLQ1AE,180-5				
34	Vial 34	LENR71AD,322-1				
35	Vial 35	LEPG31AJ.161-1				
36	Vial 36	OPP L5 GSV0635				
37	Vial 37	LERWE1AA,MB				
38	Vial 38	LERWE1AC,LCS				
39	Vial 39	LD6541AA,267-3				
40	Vial 40	LD6541AE,267-3S				
41	Vial 41	LECQX1AA,299-1				
42	Vial 42	LECQ41AA,299-2				
43	Vial 43	LEFMK1AA,355-1				
44	Vial 44	LERC61AA,372-2				
45	Vial 45	LERWA1AA,MB				
46	Vial 46	LERWA1AC,LCS				
47	Vial 47	LC3141AC,371-1S				
48	Vial 48	LC3141AD,371-1D				
49	Vial 49	LC3143AA,371-1				
50	Vial 50	LC3193AA,371-2				
51	Vial 51	OPP L5 GSV0635				
52	Vial 52	OPP L1 GSV0639				
53	Vial 53	LE0XG1AA,MB				
54	Vial 54	LE0XG1AC,LCS				
55	Vial 55	LD6542AA,267-3				
56	Vial 56	LECQX2AA,299-1				
57	Vial 57	LECQ41AD,299-2S				
58	Vial 58	LECQ41AE,299-2D				

9167134
9162333
9166361
9168137
9162332
9163163
9163164
9166361

5
5
5
20

6/18/09

ENCE\061709.S

Line	Location	SampleName	SampleAmount	ISTDAmt	Multiplier	Dilution
59	Vial 59	LECQ42AA,299-2				
60	Vial 60	LEFMK2AA,355-1				
61	Vial 61	LERC51AA,372-1				
62	Vial 62	LERC62AA,372-2				
63	Vial 63	LEVJH1AA,327-1				
64	Vial 64	LEVJK1AA,327-2				
65	Vial 65	OPP L5 GSV0635				
66	Vial 66	OPP L1 GSV0639				
67	Vial 100	HEXANE/ACETONE				

20

Sequence Table (Back Injector):

No entries - empty table!

TestAmerica

Semivolatile GC

CLP-Like Forms

Lot ID: D9F090185

Client: Northgate/Tronox

Method: SW846 8141A

Associated Samples: 001

Batch: 9170431

TestAmerica
THE LEADER IN ENVIRONMENTAL TESTING

Northgate Environmental Management, Inc.

Analysis Data Sheet

Lab Name:	TESTAMERICA DENVER	**Client Sample ID:**	M-44B
Lot/SDG Number:	8304604	**Lab Sample ID:**	D9F090185-001
Matrix:	WATER	**Lab WorkOrder:**	LEKL02AA
% Moisture:	N/A	**Date/Time Collected:**	06/08/09 13:40
Basis:	Wet	**Date/Time Received:**	06/09/09 09:00
Analysis Method:	8141A	**Date Leached:**	
Unit:	ug/L	**Date/Time Extracted:**	06/19/09 13:00
QC Batch ID:	9170431	**Date/Time Analyzed:**	06/24/09 07:31
Sample Aliquot:	1002 mL	**Instrument ID:**	D2
Dilution Factor:	1		

CAS No.	Analyte	Conc.	MDL	RL	Q
86-50-0	Azinphos-methyl	0.17	0.17	2.5	U
35400-43-2	Bolstar	0.31	0.31	1.0	U
2921-88-2	Chlorpyrifos	0.36	0.36	1.0	U
56-72-4	Coumaphos	0.14	0.14	1.0	U
298-03-3	Demeton-O	0.14	0.14	1.0	U
126-75-0	Demeton-S	0.069	0.069	1.0	U
333-41-5	Diazinon	0.15	0.15	1.0	U
62-73-7	Dichlorvos	0.16	0.16	1.0	U
60-51-5	Dimethoate	0.45	0.45	1.5	U
298-04-4	Disulfoton	0.32	0.32	1.0	U
2104-64-5	EPN	0.15	0.15	1.2	U
13194-48-4	Ethoprop	0.18	0.18	0.50	U
56-38-2	Ethyl parathion	0.14	0.14	1.0	U
52-85-7	Famphur	0.18	0.18	1.0	U
115-90-2	Fensulfothion	0.54	0.54	2.5	U
55-38-9	Fenthion	0.15	0.15	2.5	U
121-75-5	Malathion	0.13	0.13	1.2	U
150-50-5	Merphos	0.17	0.17	5.0	U
298-00-0	Methyl parathion	0.14	0.14	4.0	U
7786-34-7	Mevinphos	0.46	0.46	6.2	U
300-76-5	Naled	0.25	0.25	1.0	U
298-02-2	Phorate	0.15	0.15	1.2	U
299-84-3	Ronnel	0.12	0.12	10	U
3689-24-5	Sulfotepp	0.17	0.17	1.5	U
961-11-5	Tetrachlorvinphos (Stirophos)	0.12	0.12	3.5	U

TestAmerica
THE LEADER IN ENVIRONMENTAL TESTING

Northgate Environmental Management, Inc.

Analysis Data Sheet

Lab Name:	TESTAMERICA DENVER	**Client Sample ID:**	M-44B
Lot/SDG Number:	8304604	**Lab Sample ID:**	D9F090185-001
Matrix:	WATER	**Lab WorkOrder:**	LEKL02AA
% Moisture:	N/A	**Date/Time Collected:**	06/08/09 13:40
Basis:	Wet	**Date/Time Received:**	06/09/09 09:00
Analysis Method:	8141A	**Date Leached:**	
Unit:	ug/L	**Date/Time Extracted:**	06/19/09 13:00
QC Batch ID:	9170431	**Date/Time Analyzed:**	06/24/09 07:31
Sample Aliquot:	1002 mL	**Instrument ID:**	D2
Dilution Factor:	1		

CAS No.	Analyte	Conc.	MDL	RL	Q
297-97-2	Thionazin	0.31	0.31	1.0	U
34643-46-4	Tokuthion	0.12	0.12	1.6	U
327-98-0	Trichloronate	0.24	0.24	1.0	U

CAS No.	Surrogate	% Rec	Lower Limit	Upper Limit	Q
115-86-6	Triphenyl phosphate	82	60	154	
24934-91-6	Chlormefos	52	49	171	

TestAmerica
THE LEADER IN ENVIRONMENTAL TESTING

Northgate Environmental Management, Inc.

Analysis Data Sheet

Lab Name:	TESTAMERICA DENVER	**Client Sample ID:**	
Lot/SDG Number:	8304604	**Lab Sample ID:**	D9F190000-431B
Matrix:	WATER	**Lab WorkOrder:**	LFARC1AA
% Moisture:		**Date/Time Collected:**	
Basis:	Wet	**Date/Time Received:**	
Analysis Method:	8141A	**Date Leached:**	
Unit:	ug/L	**Date/Time Extracted:**	06/19/09 13:00
QC Batch ID:	9170431	**Date/Time Analyzed:**	06/24/09 06:09
Sample Aliquot:	1000 mL	**Instrument ID:**	D2
Dilution Factor:	1		

CAS No.	Analyte	Conc.	MDL	RL	Q
62-73-7	Dichlorvos	0.16	0.16	1.0	U
297-97-2	Thionazin	0.31	0.31	1.0	U
60-51-5	Dimethoate	0.45	0.45	1.5	U
298-04-4	Disulfoton	0.32	0.32	1.0	U
2104-64-5	EPN	0.15	0.15	1.2	U
13194-48-4	Ethoprop	0.18	0.18	0.50	U
52-85-7	Famphur	0.18	0.18	1.0	U
115-90-2	Fensulfothion	0.54	0.54	2.5	U
55-38-9	Fenthion	0.15	0.15	2.5	U
121-75-5	Malathion	0.13	0.13	1.2	U
150-50-5	Merphos	0.17	0.17	5.0	U
298-00-0	Methyl parathion	0.14	0.14	4.0	U
86-50-0	Azinphos-methyl	0.17	0.17	2.5	U
7786-34-7	Mevinphos	0.46	0.46	6.2	U
300-76-5	Naled	0.25	0.25	1.0	U
56-38-2	Ethyl parathion	0.14	0.14	1.0	U
298-02-2	Phorate	0.15	0.15	1.2	U
299-84-3	Ronnel	0.12	0.12	10	U
3689-24-5	Sulfotepp	0.17	0.17	1.5	U
34643-46-4	Tokuthion	0.12	0.12	1.6	U
327-98-0	Trichloronate	0.24	0.24	1.0	U
35400-43-2	Bolstar	0.31	0.31	1.0	U
961-11-5	Tetrachlorvinphos (Stirophos)	0.12	0.12	3.5	U
2921-88-2	Chlorpyrifos	0.36	0.36	1.0	U
56-72-4	Coumaphos	0.14	0.14	1.0	U
298-03-3	Demeton-O	0.14	0.14	1.0	U
126-75-0	Demeton-S	0.069	0.069	1.0	U
333-41-5	Diazinon	0.15	0.15	1.0	U

TestAmerica
THE LEADER IN ENVIRONMENTAL TESTING

Northgate Environmental Management, Inc.

Analysis Data Sheet

Lab Name:	TESTAMERICA DENVER	**Client Sample ID:**	
Lot/SDG Number:	8304604	**Lab Sample ID:**	D9F190000-431B
Matrix:	WATER	**Lab WorkOrder:**	LFARC1AA
% Moisture:		**Date/Time Collected:**	
Basis:	Wet	**Date/Time Received:**	
Analysis Method:	8141A	**Date Leached:**	
Unit:	ug/L	**Date/Time Extracted:**	06/19/09 13:00
QC Batch ID:	9170431	**Date/Time Analyzed:**	06/24/09 06:09
Sample Aliquot:	1000 mL	**Instrument ID:**	D2
Dilution Factor:	1		

CAS No.	Surrogate	% Rec	Lower Limit	Upper Limit	Q
115-86-6	Triphenyl phosphate	90	60	154	
24934-91-6	Chlormefos	61	49	171	

TestAmerica
THE LEADER IN ENVIRONMENTAL TESTING

Northgate Environmental Management, Inc.

Surrogate Recovery Summary

Lab Name: TESTAMERICA DENVER **Extraction** I09P29H
Lot/SDG Number: 8304604 **QC Batch ID:** 9170431

Client ID	Work Order	SRG1	SRG2	SRG3	SRG4	SRG5	SRG6	SRG7	SRG8	TOT OUT
M-44B	LEKL02AA	52	82							0
INTRA-LAB BLANK	LFARC1AA	61	90							0
CHECK SAMPLE	LFARC1AC	70	78							0
DUPLICATE CHECK	LFARC1AD	76	86							0

Surrogate Number	Surrogate Name	Lower Control Limit	Upper Control Limit
SRG 1	Chlormefos	49	171
SRG 2	Triphenyl phosphate	60	154

TestAmerica
THE LEADER IN ENVIRONMENTAL TESTING

Northgate Environmental Management, Inc.

Analysis Data Sheet

Lab Name:	TESTAMERICA DENVER	**Client Sample ID:**	
Lot/SDG Number:	8304604	**Lab Sample ID:**	D9F190000-431C
Matrix:	WATER	**Lab WorkOrder:**	LFARC1AC
% Moisture:	N/A	**Date/Time Collected:**	
Basis:	Wet	**Date/Time Received:**	
Analysis Method:	8141A	**Date Leached:**	
Unit:	ug/L	**Date/Time Extracted:**	06/19/09 13:00
QC Batch ID:	9170431	**Date/Time Analyzed:**	06/24/09 06:36
Sample Aliquot:	1000 mL	**Instrument ID:**	D2
Dilution Factor:	1		

Analyte	True	Found	%Rec	Q	Limits
Dichlorvos	4.00	3.06	77		40 - 193
Thionazin	4.00	3.06	77		39 - 180
Dimethoate	4.00	2.82	70		33 - 139
Disulfoton	4.00	1.96	49		44 - 139
Ethoprop	4.00	3.00	75		43 - 165
Famphur	8.00	6.74	84		51 - 131
Fensulfothion	4.00	3.29	82		46 - 115
Fenthion	4.00	3.07	77		63 - 128
Malathion	4.00	2.71	68		53 - 137
Methyl parathion	4.00	3.06	76		55 - 131
Azinphos-methyl	4.00	3.23	81		42 - 125
Mevinphos	4.00	2.78	70		39 - 175
Ethyl parathion	4.00	3.06	77		47 - 142
Phorate	4.00	2.92	73		46 - 142
Ronnel	4.00	3.34	84		43 - 115
Sulfotepp	4.00	2.72	68		29 - 166
Trichloronate	4.00	2.72	68		60 - 115
Chlorpyrifos	4.00	3.22	81		60 - 120
Coumaphos	4.00	3.12	78		61 - 115
Diazinon	4.00	3.52	88		47 - 149

CAS No.	Surrogate	% Rec	Lower Limit	Upper Limit	Q
115-86-6	Triphenyl phosphate	78	60	154	
24934-91-6	Chlormefos	70	49	171	

TestAmerica
THE LEADER IN ENVIRONMENTAL TESTING

Northgate Environmental Management, Inc.

Analysis Data Sheet

Lab Name:	TESTAMERICA DENVER	**Client Sample ID:**	
Lot/SDG Number:	8304604	**Lab Sample ID:**	D9F190000-431L
Matrix:	WATER	**Lab WorkOrder:**	LFARC1AD
% Moisture:	N/A	**Date/Time Collected:**	
Basis:	Wet	**Date/Time Received:**	
Analysis Method:	8141A	**Date Leached:**	
Unit:	ug/L	**Date/Time Extracted:**	06/19/09 13:00
QC Batch ID:	9170431	**Date/Time Analyzed:**	06/24/09 07:03
Sample Aliquot:	1000 mL	**Instrument ID:**	D2
Dilution Factor:	1		

Analyte	True	Found	C	% Rec	Q	RPD	Q	QC Limits	
								% Rec	RPD
Dichlorvos	4.00	3.02		76		1.2		40 - 193	49
Thionazin	4.00	3.10		78		1.3		39 - 180	40
Dimethoate	4.00	3.03		76		7.2		33 - 139	50
Disulfoton	4.00	2.25		56		14		44 - 139	40
Ethoprop	4.00	3.31		83		9.8		43 - 165	36
Famphur	8.00	7.07		88		4.8		51 - 131	88
Fensulfothion	4.00	3.42		85		3.7		46 - 115	62
Fenthion	4.00	3.12		78		1.9		63 - 128	41
Malathion	4.00	2.83		71		4.4		53 - 137	28
Methyl parathion	4.00	3.19		80		4.1		55 - 131	30
Azinphos-methyl	4.00	3.44		86		6.2		42 - 125	36
Mevinphos	4.00	2.83		71		1.6		39 - 175	40
Ethyl parathion	4.00	3.28		82		6.9		47 - 142	40
Phorate	4.00	2.97		74		1.8		46 - 142	40
Ronnel	4.00	3.43		86		2.7		43 - 115	39
Sulfotepp	4.00	2.77		69		2.0		29 - 166	40
Trichloronate	4.00	2.82		70		3.4		60 - 115	38
Chlorpyrifos	4.00	3.23		81		0.15		60 - 120	34
Coumaphos	4.00	3.24		81		3.8		61 - 115	43
Diazinon	4.00	3.28		82		7.0		47 - 149	40

CAS No.	Surrogate	% Rec	Lower Limit	Upper Limit	Q
115-86-6	Triphenyl phosphate	86	60	154	
24934-91-6	Chlormefos	76	49	171	

TestAmerica
THE LEADER IN ENVIRONMENTAL TESTING

Northgate Environmental Management, Inc.

Method Blank Summary

Lab Name:	TESTAMERICA DENVER	**Lab File ID:**	031F3101.
Lot/SDG Number:	8304604	**Lab Sample ID:**	D9F190000-431B
Matrix:	WATER	**Lab Work Order:**	LFARC1AA
Analysis Method:	8141A	**Date/Time Extracted:**	06/19/09 13:00
Extraction Method:	I09P29H	**Date/Time Analyzed:**	06/24/09 06:09
QC Batch ID:	9170431	**Instrument ID:**	D2

Client ID	Sample Work Order #	Lab File ID	Date Analyzed	Time Analyzed
M-44B	LEKL02AA	031F3101.	06/24/09	07:31
CHECK SAMPLE	LFARC1AC C	029F2901.	06/24/09	06:36
DUPLICATE CHECK	LFARC1AD L	030F3001.	06/24/09	07:03

Report Date : 25-Jun-2009 12:14 Page 1

TestAmerica

INITIAL CALIBRATION DATA

Start Cal Date : 23-JUN-2009 18:45
End Cal Date : 23-JUN-2009 21:29
Quant Method : ISTD
Target Version : 4.14
Integrator : Falcon
Method file : \\DenSvr03\Public\chem\GCS\GC_D2.i\0623091.B\8141A-1.m
Last Edit : 25-Jun-2009 11:33 GC_D2.i

Calibration File Names:
Level 1: \\DenSvr03\Public\chem\GCS\GC_D2.i\0623091.B\009F0901.D
Level 2: \\DenSvr03\Public\chem\GCS\GC_D2.i\0623091.B\008F0801.D
Level 3: \\DenSvr03\Public\chem\GCS\GC_D2.i\0623091.B\007F0701.D
Level 4: \\DenSvr03\Public\chem\GCS\GC_D2.i\0623091.B\006F0601.D
Level 5: \\DenSvr03\Public\chem\GCS\GC_D2.i\0623091.B\005F0501.D
Level 6: \\DenSvr03\Public\chem\GCS\GC_D2.i\0623091.B\004F0401.D
Level 7: \\DenSvr03\Public\chem\GCS\GC_D2.i\0623091.B\003F0301.D

SEE CALIBRATION HISTORY

Compound	0.2000000 Level 1	0.5000000 Level 2	1.0000 Level 3	2.0000 Level 4	3.0000 Level 5	4.0000 Level 6	Curve	Coefficients b	Coefficients m1	Coefficients m2	%RSD or R^2
	5.0000 Level 7										
1 o,o,o-TEPT	3.11448	2.66739	2.70059	2.55007	2.60963	2.66953					
	2.47996						AVRG		2.68452		7.62151
2 Dichlorvos	2.18502	1.75409	1.71319	1.64342	1.68952	1.73138					
	1.78869						AVRG		1.78647		10.17284
3 Mevinphos	19882	43566	86422	157517	226720	309489					
	379746						QUAD	-0.01917	1.04994	-0.01902	0.99970
5 Thionazin	39478	83526	168667	305904	425104	580455					
	709338						WLINR	-0.02772	1.84486		0.99980

1/x

Table of Contents

TestAmerica

INITIAL CALIBRATION DATA

Start Cal Date : 23-JUN-2009 18:45
End Cal Date : 23-JUN-2009 21:29
Quant Method : ISTD
Target Version : 4.14
Integrator : Falcon
Method file : \\DenSvr03\Public\chem\GCS\GC_D2.i\0623091.B\8141A-1.m
Last Edit : 25-Jun-2009 11:33 GC_D2.i

Compound	0.2000000 Level 1	0.5000000 Level 2	1.0000 Level 3	2.0000 Level 4	3.0000 Level 5	4.0000 Level 6	Curve	Coefficients b	m1	m2	%RSD or R^2	
	5.0000 Level 7											
6 Demeton-O	15408	27109	51006	95417	148675	191830						
	242756						LINR	0.00206	1.95609		0.99741	
7 Ethoprop	2.08108	1.76033	1.72947	1.73718	1.74704	1.72415						
	1.75435						AVRG		1.79051		7.19255	
8 Naled	5458	15429	38919	87979	124499	181215						1/x
	238224						WLINR	0.07174	0.60949		0.99363	
10 Sulfotepp	58985	120892	238217	422507	552189	756789						1/x
	906916						WLINR	-0.05652	2.37578		0.99937	
11 Phorate	36780	81369	161295	290093	373219	531607						$1/x^2$
	638786						WLINR	-0.03601	1.68189		0.99906	
2 Dimethoate	2.25898	2.10266	2.21631	2.24190	2.06784	2.21647						
	2.17355						AVRG		2.18253		3.30804	
3 Demeton-S	1.84452	1.56521	1.56240	1.54388	1.46253	1.55836						
	1.51615						AVRG		1.57901		7.76256	

Table of Contents

TestAmerica

INITIAL CALIBRATION DATA

Start Cal Date : 23-JUN-2009 18:45
End Cal Date : 23-JUN-2009 21:29
Quant Method : ISTD
Target Version : 4.14
Integrator : Falcon
Method file : \\DenSvr03\Public\chem\GCS\GC_D2.i\0623091.B\8141A-1.m
Last Edit : 25-Jun-2009 11:33 GC_D2.i

Compound	0.2000000 Level 1	0.5000000 Level 2	1.0000 Level 3	2.0000 Level 4	3.0000 Level 5	4.0000 Level 6	5.0000 Level 7	Curve	Coefficients b	m1	m2	%RSD or R^2	
14 Simazine	6316	23502	50127	110053	132153	213810	257836	LINR	0.07628	0.69755		0.99185	
15 Atrazine	14576	30891	65109	130344	174931	255308	317594	WLINR	0.00584	0.81523		0.99717	1/x
16 propazine	12297	28657	57161	109515	156499	232020	284425	WLINR	0.01121	0.73049		0.99605	1/x
17 Disulfoton	25465	54532	110305	195924	272261	360549	464961	QUAD	-0.05100	0.91286	-0.02408	0.99961	
18 Diazinon	38189	86793	166723	282102	420587	592289	708504	WLINR	-0.02442	1.83945		0.99796	1/x
9 Methyl Parathion	1.40559	1.14649	1.21056	1.25080	1.25285	1.28366	1.29489	AVRG		1.26355		6.32716	
0 Ronnel	25044	53531	109138	205721	265308	378229	469858	WLINR	-0.02302	1.20759		0.99889	1/x

Table of Contents

TestAmerica

INITIAL CALIBRATION DATA

Start Cal Date : 23-JUN-2009 18:45
End Cal Date : 23-JUN-2009 21:29
Quant Method : ISTD
Target Version : 4.14
Integrator : Falcon
Method file : \\DenSvr03\Public\chem\GCS\GC_D2.i\0623091.B\8141A-1.m
Last Edit : 25-Jun-2009 11:33 GC_D2.i

Compound	0.2000000 Level 1	0.5000000 Level 2	1.0000 Level 3	2.0000 Level 4	3.0000 Level 5	4.0000 Level 6	Curve	Coefficients b	m1	m2	%RSD or R^2	
	5.0000 Level 7											
21 Malathion	24656	51427	105555	186739	260217	342520						
	437147						QUAD	-0.04516	0.93587	-0.01600	0.99968	
22 Fenthion	27076	52299	111970	198150	280488	360713						1/X
	468032						WLINR	-0.03241	1.19129		0.99900	
23 Parathion	26621	51883	117581	218596	303969	401530						1/X
	511327						WLINR	-0.01299	1.31989		0.99895	
24 Chlorpyrifos	31839	64710	139185	244192	349519	451347						1/X2
	594411						WLINR	-0.03036	1.47881		0.99772	
25 Trichloronate	28929	56985	119674	224592	325353	441914						1/X
	547464						WLINR	-0.01134	1.41513		0.99846	
26 Anilazine	2023	2628	6929	9716	15181	22545						
	+++++						QUAD	-0.11914	19.85526	-36.87785	0.99270	
27 Merphos-A (Merphos)	1.15849	0.99898	1.07004	1.09152	1.08956	1.16662						
	1.18435						AVRG		1.10851		5.90990	

Table of Contents

TestAmerica

INITIAL CALIBRATION DATA

Start Cal Date : 23-JUN-2009 18:45
End Cal Date : 23-JUN-2009 21:29
Quant Method : ISTD
Target Version : 4.14
Integrator : Falcon
Method file : \\DenSvr03\Public\chem\GCS\GC_D2.i\0623091.B\8141A-1.m
Last Edit : 25-Jun-2009 11:33 GC_D2.i

Compound	0.2000000 Level 1	0.5000000 Level 2	1.0000 Level 3	2.0000 Level 4	3.0000 Level 5	4.0000 Level 6	Curve	Coefficients b	m1	m2	%RSD or R^2	
	5.0000 Level 7											
28 Tetrachlorvinphos (Stirophos)	0.98659	0.89288	0.80351	0.84321	0.83378	0.88134						
	0.91559						AVRG		0.87956		6.90550	
29 Tokuthion	1.71340	1.38592	1.35844	1.30366	1.34285	1.37682						
	1.37795						AVRG		1.40844		9.75326	
30 Merphos-B (Merphos Oxone)	15751	22670	39199	62353	84311	105048						1/x
	125360						WLINR	-0.20627	0.31282		0.99844	
31 Carbophenothion-methyl	23285	46822	95515	165709	238405	333120						1/x
	409044						WLINR	-0.02773	1.04781		0.99864	
32 Fensulfothion	13577	33283	83462	158538	236724	322200						1/x
	381620						WLINR	0.03157	1.03741		0.99825	
33 Bolstar / Famphur	52004	112589	226926	398579	557777	766101						1/x
	938259						WLINR	-0.05951	1.21521		0.99976	
34 Carbophenothion	25387	54329	109324	200124	278864	388078						$1/x^2$
	472111						WLINR	-0.02821	1.20683		0.99902	

Table of Contents

TestAmerica

INITIAL CALIBRATION DATA

Start Cal Date : 23-JUN-2009 18:45
End Cal Date : 23-JUN-2009 21:29
Quant Method : ISTD
Target Version : 4.14
Integrator : Falcon
Method file : \\DenSvr03\Public\chem\GCS\GC_D2.i\0623091.B\8141A-1.m
Last Edit : 25-Jun-2009 11:33 GC_D2.i

Compound	0.2000000 Level 1	0.5000000 Level 2	1.0000 Level 3	2.0000 Level 4	3.0000 Level 5	4.0000 Level 6	Curve	Coefficients b	m1	m2	%RSD or R^2	
	5.0000 Level 7											
36 Phosmet	22083	47188	104080	180376	252740	351470						
	426793						QUAD	-0.01967	0.91647	-0.00886	0.99945	
37 EPN	1.15342	0.93946	1.07136	1.07755	1.08008	1.13215						
	1.11486						AVRG		1.08127		6.44602	
38 Azinphos-methyl	25517	50439	109259	193031	276519	382364						$1/x^2$
	463740						WLINR	-0.02986	1.17963		0.99662	
40 Azinphos-ethyl	38243	74508	124359	205777	284575	388289						$1/x^2$
	465014						WLINR	-0.10131	1.19118		0.99725	
41 Coumaphos	1.17543	1.09239	0.95869	0.95233	1.00216	1.00993						
	1.03915						AVRG		1.03287		7.64035	
2 Merphos	34486	64456	133317	240071	332307	462362						$1/x$
	575542						WLINR	-0.03288	1.46473		0.99870	
3 Total Demeton	35692	71629	144455	266348	375039	516393						$1/x$
	634640						WLINR	-0.02439	1.63711		0.99915	

Table of Contents

TestAmerica

INITIAL CALIBRATION DATA

Start Cal Date : 23-JUN-2009 18:45
End Cal Date : 23-JUN-2009 21:29
Quant Method : ISTD
Target Version : 4.14
Integrator : Falcon
Method file : \\DenSvr03\Public\chem\GCS\GC_D2.i\0623091.B\8141A-1.m
Last Edit : 25-Jun-2009 11:33 GC_D2.i

Compound	0.2000000 Level 1	0.5000000 Level 2	1.0000 Level 3	2.0000 Level 4	3.0000 Level 5	4.0000 Level 6	Curve	Coefficients b	m1	m2	%RSD or R^2
	5.0000 Level 7										
$ 4 Chlormefos	2.30536	2.08872	1.96886	1.94217	2.07401	2.06046					
	2.00908						AVRG		2.06409		5.79639
$ 35 Triphenyl phosphate	20062	44539	87495	157185	222156	305742					
	369563						QUAD	-0.02404	1.04905	-0.00795	0.99952

Table of Contents

TestAmerica

INITIAL CALIBRATION DATA

Start Cal Date : 23-JUN-2009 18:45
End Cal Date : 23-JUN-2009 21:29
Quant Method : ISTD
Target Version : 4.14
Integrator : Falcon
Method file : \\DenSvr03\Public\chem\GCS\GC_D2.i\0623091.B\8141A-1.m
Last Edit : 25-Jun-2009 11:33 GC_D2.i

Curve	Formula	Units
Averaged	Amt = Rsp/m1	Response
Linear	Amt = b + Rsp/m1	Response
Wt Linear	Amt = b + Rsp/m1	Response
Quad	Amt = b + m1*Rsp + m2*Rsp^2	Response

Table of Contents

Calibration History

Method : \\DenSvr03\Public\chem\GCS\GC_D2.i\0623091.B\8141A-1.m
Start Cal Date: 23-JUN-2009 18:45
End Cal Date : 23-JUN-2009 21:29
Last Cal Level: 1
Last Cal Type : Continuing Calibration

Initial Calibration

Injection Date	Sublist	Calibration File
Cal Level: 1 , Cal Amount: 0.20000		
23-JUN-2009 21:29	8141A	\\DenSvr03\Public\chem\GCS\GC_D2.i\0623091.B\009F0901.D
Cal Level: 2 , Cal Amount: 0.50000		
23-JUN-2009 21:02	8141A	\\DenSvr03\Public\chem\GCS\GC_D2.i\0623091.B\008F0801.D
Cal Level: 3 , Cal Amount: 1.00000		
23-JUN-2009 20:34	8141A	\\DenSvr03\Public\chem\GCS\GC_D2.i\0623091.B\007F0701.D
Cal Level: 4 , Cal Amount: 2.00000		
23-JUN-2009 20:07	8141A	\\DenSvr03\Public\chem\GCS\GC_D2.i\0623091.B\006F0601.D
Cal Level: 5 , Cal Amount: 3.00000		
23-JUN-2009 19:40	8141A	\\DenSvr03\Public\chem\GCS\GC_D2.i\0623091.B\005F0501.D
Cal Level: 6 , Cal Amount: 4.00000		
23-JUN-2009 19:12	8141A	\\DenSvr03\Public\chem\GCS\GC_D2.i\0623091.B\004F0401.D
Cal Level: 7 , Cal Amount: 5.00000		
23-JUN-2009 18:45	8141A	\\DenSvr03\Public\chem\GCS\GC_D2.i\0623091.B\003F0301.D

Continuing Calibration

LOBAL LEVEL 5

25-JUN-2009 10:34	8141A	\\DenSvr03\Public\chem\GCS\GC_D2.i\0623091.B\065F6501.D
24-JUN-2009 17:34	8141A	\\DenSvr03\Public\chem\GCS\GC_D2.i\0623091.B\053F5301.D
24-JUN-2009 13:00	8141A	\\DenSvr03\Public\chem\GCS\GC_D2.i\0623091.B\043F4301.D
24-JUN-2009 12:05	8141A	\\DenSvr03\Public\chem\GCS\GC_D2.i\0623091.B\041F4101.D
24-JUN-2009 05:41	8141A	\\DenSvr03\Public\chem\GCS\GC_D2.i\0623091.B\027F2701.D
23-JUN-2009 21:57	8141A	\\DenSvr03\Public\chem\GCS\GC_D2.i\0623091.B\010F1001.D
23-JUN-2009 20:07	8141A	\\DenSvr03\Public\chem\GCS\GC_D2.i\0623091.B\006F0601.D
23-JUN-2009 19:40	8141A	\\DenSvr03\Public\chem\GCS\GC_D2.i\0623091.B\005F0501.D

Report Date : 25-Jun-2009 12:24

TestAmerica

INITIAL CALIBRATION DATA

Start Cal Date : 23-JUN-2009 18:45
End Cal Date : 23-JUN-2009 21:29
Quant Method : ISTD
Target Version : 4.14
Integrator : Falcon
Method file : \\DenSvr03\Public\chem\GCS\GC_D2.i\0623092.B\8141A-2.m
Last Edit : 25-Jun-2009 12:12 williamst

Calibration File Names:
Level 1: \\DenSvr03\Public\chem\GCS\GC_D2.i\0623092.B\009F0901.D
Level 2: \\DenSvr03\Public\chem\GCS\GC_D2.i\0623092.B\008F0801.D
Level 3: \\DenSvr03\Public\chem\GCS\GC_D2.i\0623092.B\007F0701.D
Level 4: \\DenSvr03\Public\chem\GCS\GC_D2.i\0623092.B\006F0601.D
Level 5: \\DenSvr03\Public\chem\GCS\GC_D2.i\0623092.B\005F0501.D
Level 6: \\DenSvr03\Public\chem\GCS\GC_D2.i\0623092.B\004F0401.D
Level 7: \\DenSvr03\Public\chem\GCS\GC_D2.i\0623092.B\003F0301.D

SEE CALIBRATION HISTORY

Compound	0.2000000 Level 1	0.5000000 Level 2	1.0000 Level 3	2.0000 Level 4	3.0000 Level 5	4.0000 Level 6	5.0000 Level 7	Curve	Coefficients b	Coefficients m1	Coefficients m2	%RSD or R^2	
1 o,o,o-TEPT	44732	103822	212381	374024	506038	687401	831738	WLINR	-0.02988	2.34991		0.99947	1/x
2 Dichlorvos	34171	75806	166914	282783	394132	567661	756313	WLINR	-0.00102	1.99919		0.99468	1/x
4 Mevinphos	1.63566	1.47926	1.35201	1.35300	1.41461	1.47640	1.45002	AVRG		1.45157		6.67149	
5 Demeton-O	7836	14832	34112	59734	88187	120125	151484	WLINR	-0.00236	1.27659		0.99784	1/x

Table of Contents

TestAmerica

INITIAL CALIBRATION DATA

Start Cal Date : 23-JUN-2009 18:45
End Cal Date : 23-JUN-2009 21:29
Quant Method : ISTD
Target Version : 4.14
Integrator : Falcon
Method file : \\DenSvr03\Public\chem\GCS\GC_D2.i\0623092.B\8141A-2.m
Last Edit : 25-Jun-2009 12:12 williamst

Compound	0.2000000 Level 1	0.5000000 Level 2	1.0000 Level 3	2.0000 Level 4	3.0000 Level 5	4.0000 Level 6	Curve	Coefficients b	m1	m2	%RSD or R^2	
	5.0000 Level 7											
6 Thionazin	2.37457	1.98080	1.89873	1.87531	1.87711	1.98673						
	1.92075						AVRG		1.98772		8.88100	
7 Ethoprop	27522	57200	121206	222155	302525	405229						1/x2
	499308						WLINR	-0.02802	1.38936		0.99932	
8 Phorate	1.89364	1.67482	1.66868	1.56404	1.73877	1.73107						
	1.93002						AVRG		1.74301		7.40773	
9 Naled	5095	12967	33191	76581	117820	170750						
	225614						LINR	0.15500	0.65547		0.99297	
10 Sulfotepp	49448	106441	212892	390105	563817	752389						1/x2
	940559						WLINR	-0.02526	2.55179		0.99872	
2 Simazine	0.37282	0.36488	0.33224	0.34170	0.40826	0.36848						
	0.44398						AVRG		0.37605		10.26683	
3 Diazinon	27996	56334	116464	212685	308140	404308						1/x
	508283						WLINR	-0.02131	1.40379		0.99933	

Table of Contents

TestAmerica

INITIAL CALIBRATION DATA

Start Cal Date : 23-JUN-2009 18:45
End Cal Date : 23-JUN-2009 21:29
Quant Method : ISTD
Target Version : 4.14
Integrator : Falcon
Method file : \\DenSvr03\Public\chem\GCS\GC_D2.i\0623092.B\8141A-2.m
Last Edit : 25-Jun-2009 12:12 williamst

Compound	0.2000000 Level 1	0.5000000 Level 2	1.0000 Level 3	2.0000 Level 4	3.0000 Level 5	4.0000 Level 6	Curve	Coefficients b	m1	m2	%RSD or R^2
	5.0000 Level 7										
14 Atrazine	12131	23395	50439	100576	154206	211663					
	295322						QUAD	-0.00732	1.66427	-0.22038	0.99954
15 Propazine	11349	21743	44492	92485	128449	178009					
	245979						QUAD	-0.02930	1.94506	-0.27692	0.99887
16 Disulfoton	27270	55981	114701	210129	290060	395767					
	494187						QUAD	-0.03434	0.77934	-0.01537	0.99974
17 Demeton-S	1.72813	1.55739	1.45829	1.60850	1.49901	1.60320					
	1.79538						AVRG		1.60713		7.46731
18 Dimethoate	35174	72005	146080	280666	399832	546565					
	677802						WLINR	-0.00974	1.87539		0.99837
19 Ronnel	1.50605	1.28504	1.20859	1.21662	1.21045	1.29692					
	1.29116						AVRG		1.28783		8.08585
20 Merphos-A (Merphos)	0.77756	0.71471	0.85444	0.67368	0.54156	0.68643					
	0.50203						AVRG		0.67863		18.25275

1/x

Table of Contents

TestAmerica

INITIAL CALIBRATION DATA

Start Cal Date : 23-JUN-2009 18:45
End Cal Date : 23-JUN-2009 21:29
Quant Method : ISTD
Target Version : 4.14
Integrator : Falcon
Method file : \\DenSvr03\Public\chem\GCS\GC_D2.i\0623092.B\8141A-2.m
Last Edit : 25-Jun-2009 12:12 williamst

Compound	0.2000000 Level 1	0.5000000 Level 2	1.0000 Level 3	2.0000 Level 4	3.0000 Level 5	4.0000 Level 6	Curve	Coefficients b	m1	m2	%RSD or R^2
	5.0000 Level 7										
21 Chlorpyrifos	1.43612	1.29032	1.12411	1.28043	1.29945	1.34773					
	1.38178						AVRG		1.30856		7.53897
22 Fenthion	1.49442	1.38148	1.22211	1.18597	1.15985	1.22749					
	1.21273						AVRG		1.26915		9.61576
23 Trichloronate	1.85319	1.49315	1.36909	1.51851	1.50289	1.53564					
	1.64218						AVRG		1.55924		9.76853
24 Anilazine	2008	3861	7364	11989	17275	22912					
	27406						WLINR	-0.07312	0.07627		0.99930
25 Methyl Parathion	1.37683	1.28375	1.26331	1.27356	1.31858	1.37529					
	1.43399						AVRG		1.33219		4.83825
26 Malathion	22638	45274	95360	186540	271950	360541					
	466495						WLINR	0.00140	1.27309		0.99739
27 Tokuthion	1.56455	1.35870	1.29308	1.22755	1.32862	1.40827					
	1.38140						AVRG		1.36602		7.75787

1/x 2

1/x

Table of Contents

TestAmerica

INITIAL CALIBRATION DATA

Start Cal Date : 23-JUN-2009 18:45
End Cal Date : 23-JUN-2009 21:29
Quant Method : ISTD
Target Version : 4.14
Integrator : Falcon
Method file : \\DenSvr03\Public\chem\GCS\GC_D2.i\0623092.B\8141A-2.m
Last Edit : 25-Jun-2009 12:12 williamst

Compound	0.2000000 Level 1	0.5000000 Level 2	1.0000 Level 3	2.0000 Level 4	3.0000 Level 5	4.0000 Level 6	5.0000 Level 7	Curve	Coefficients b	m1	m2	%RSD or R^2	
28 Parathion	1.54442	1.30502	1.22480	1.32223	1.29070	1.32138	1.29980	AVRG		1.32976		7.53630	
29 Merphos-B (Merphos Oxone)	0.44116	0.32938	0.32963	0.22095	0.21652	0.24737	0.16133	AVRG		0.27805		33.96456	<-
30 Tetrachlorvinphos (stirophos)	1.03820	0.83273	0.82710	0.85747	0.84299	0.94465	0.94743	AVRG		0.89865		8.88223	
31 Carbophenothion methyl	1.35840	1.13714	1.04741	1.17713	1.07124	1.25307	1.25722	AVRG		1.18594		9.37290	
32 Bolstar	23585	49300	98580	182181	254530	346344	418697	WLINR	-0.03170	1.15893		0.99896	
3 Carbophenothion	23002	47421	100424	197453	276354	386010	470323	QUAD	0.00397	0.78935	-0.01333	0.99895	
5 Fensulfothion	0.93205	0.83697	0.83053	0.87867	0.85570	0.88981	0.78825	AVRG		0.85885		5.41643	

1/x²

Table of Contents

TestAmerica

INITIAL CALIBRATION DATA

Start Cal Date : 23-JUN-2009 18:45
End Cal Date : 23-JUN-2009 21:29
Quant Method : ISTD
Target Version : 4.14
Integrator : Falcon
Method file : \\DenSvr03\Public\chem\GCS\GC_D2.i\0623092.B\8141A-2.m
Last Edit : 25-Jun-2009 12:12 williamst

Compound	0.2000000 Level 1	0.5000000 Level 2	1.0000 Level 3	2.0000 Level 4	3.0000 Level 5	4.0000 Level 6	Curve	Coefficients b	m1	m2	%RSD or R^2	
	5.0000 Level 7											
37 Phosmet / EPN	39081	76616	171289	297227	432874	577894						1/x
	684509						WLINR	-0.04768	0.97646		0.99904	
38 Famphur	1.53468	1.35375	1.22529	1.21710	1.30036	1.29311						
	1.16708						AVRG		1.29877		9.33126	
39 Azinphos-methyl	21683	50465	99647	166266	289882	337963						1/x
	405228						WLINR	-0.01805	1.18604		0.99300	
40 Azinphos-ethyl	21312	47425	91475	159661	244748	323036						1/x
	398238						WLINR	-0.02118	1.10554		0.99854	
41 Coumaphos	18547	36753	70761	134683	195684	266941						1/x
	325913						WLINR	-0.02096	0.90306		0.99787	
42 Merphos	1.78253	1.57893	1.72261	1.52115	1.65189	1.79505						
	1.76687						AVRG		1.68843		6.34458	
43 Total Demeton	1.68730	1.44701	1.39766	1.48883	1.42850	1.51270						
	1.64816						AVRG		1.51574		7.32571	

Table of Contents

TestAmerica

INITIAL CALIBRATION DATA

Start Cal Date : 23-JUN-2009 18:45
End Cal Date : 23-JUN-2009 21:29
Quant Method : ISTD
Target Version : 4.14
Integrator : Falcon
Method file : \\DenSvr03\Public\chem\GCS\GC_D2.i\0623092.B\8141A-2.m
Last Edit : 25-Jun-2009 12:12 williamst

Compound	0.2000000 Level 1	0.5000000 Level 2	1.0000 Level 3	2.0000 Level 4	3.0000 Level 5	4.0000 Level 6	Curve	Coefficients b	m1	m2	%RSD or R^2
	5.0000 Level 7										
$ 3 Chlormefos	2.10182	1.98130	2.00113	1.90214	1.84798	2.00810					
	1.92906						AVRG		1.96736		4.20409
$ 34 Triphenyl phosphate	17960	41926	86193	153943	219113	302779					
	342491						WLINR	-0.01824	1.00323		0.99796

1/x

Table of Contents

TestAmerica

INITIAL CALIBRATION DATA

Start Cal Date : 23-JUN-2009 18:45
End Cal Date : 23-JUN-2009 21:29
Quant Method : ISTD
Target Version : 4.14
Integrator : Falcon
Method file : \\DenSvr03\Public\chem\GCS\GC_D2.i\0623092.B\8141A-2.m
Last Edit : 25-Jun-2009 12:12 williamst

Curve	Formula	Units
Averaged	Amt = Rsp/m1	Response
Linear	Amt = b + Rsp/m1	Response
Wt Linear	Amt = b + Rsp/m1	Response
Quad	Amt = b + m1*Rsp + m2*Rsp^2	Response

Table of Contents

Calibration History

Method : \\DenSvr03\Public\chem\GCS\GC_D2.i\0623092.B\8141A-2.m
Start Cal Date: 23-JUN-2009 18:45
End Cal Date : 23-JUN-2009 21:29
Last Cal Level: 3
Last Cal Type : Initial Calibration

Initial Calibration

Injection Date	Sublist	Calibration File
Cal Level: 1 , Cal Amount: 0.20000		
23-JUN-2009 21:29	8141A	\\DenSvr03\Public\chem\GCS\GC_D2.i\0623092.B\009F0901.D
Cal Level: 2 , Cal Amount: 0.50000		
23-JUN-2009 21:02	8141A	\\DenSvr03\Public\chem\GCS\GC_D2.i\0623092.B\008F0801.D
Cal Level: 3 , Cal Amount: 1.00000		
23-JUN-2009 20:34	8141A	\\DenSvr03\Public\chem\GCS\GC_D2.i\0623092.B\007F0701.D
Cal Level: 4 , Cal Amount: 2.00000		
23-JUN-2009 20:07	8141A	\\DenSvr03\Public\chem\GCS\GC_D2.i\0623092.B\006F0601.D
Cal Level: 5 , Cal Amount: 3.00000		
23-JUN-2009 19:40	8141A	\\DenSvr03\Public\chem\GCS\GC_D2.i\0623092.B\005F0501.D
Cal Level: 6 , Cal Amount: 4.00000		
23-JUN-2009 19:12	8141A	\\DenSvr03\Public\chem\GCS\GC_D2.i\0623092.B\004F0401.D
Cal Level: 7 , Cal Amount: 5.00000		
23-JUN-2009 18:45	8141A	\\DenSvr03\Public\chem\GCS\GC_D2.i\0623092.B\003F0301.D

Continuing Calibration

LOBAL LEVEL 5

23-JUN-2009 21:57	8141A	\\DenSvr03\Public\chem\GCS\GC_D2.i\0623092.B\010F1001.D
23-JUN-2009 20:07	8141A	\\DenSvr03\Public\chem\GCS\GC_D2.i\0623092.B\006F0601.D
23-JUN-2009 19:40	8141A	\\DenSvr03\Public\chem\GCS\GC_D2.i\0623092.B\005F0501.D
25-JUN-2009 10:34	8141A	\\DenSvr03\Public\chem\GCS\GC_D2.i\0623092.B\065F6501.D
24-JUN-2009 17:34	8141A	\\DenSvr03\Public\chem\GCS\GC_D2.i\0623092.B\053F5301.D
24-JUN-2009 13:00	8141A	\\DenSvr03\Public\chem\GCS\GC_D2.i\0623092.B\043F4301.D
24-JUN-2009 05:41	8141A	\\DenSvr03\Public\chem\GCS\GC_D2.i\0623092.B\027F2701.D

vr03\Public\chem\GCS\GC_D2.i\0623091.B/010F1001.D
Report Date: 06/25/2009

CONTINUING CALIBRATION COMPOUNDS
PERCENT DRIFT REPORT

Instrument ID: GC_D2.i
Lab File ID: 010F1001.D
Analysis Type: NONE

Injection Date: 23-JUN-2009 21:57
Lab Sample ID: OPP SS GSV0633
Method File: \\DenSvr03\Public\chem\GCS\GC_D2.

	COMPOUND	EXPECTED CONC.	MEASURED CONC.	%D	MAX %D	
1	o,o,o-TEPT	2.0000	1.9765	1.2	15.0	
2	Dichlorvos	2.0000	1.9443	2.8	15.0	
3	Mevinphos	2.0000	1.6725	16.4	15.0	<-
4	Chlormefos	2.0000	1.8120	9.4	15.0	
5	Thionazin	2.0000	2.0211	1.1	15.0	
6	Demeton-O	0.6500	1.7861	174.8	15.0	<- ok, see total demeton
7	Ethoprop	2.0000	2.0786	3.9	15.0	
8	Naled	2.0000	1.1347	43.3	15.0	<-
9	Sulfotepp	2.0000	1.7818	10.9	15.0	
10	Phorate	2.0000	2.0050	0.2	15.0	
11	Dimethoate	2.0000	1.9262	3.7	15.0	
12	Demeton-S	1.3600	0.1938	85.7	15.0	<- ok, see total demeton
13	Simazine	2.0000	2.5986	29.9	15.0	<-
14	Atrazine	2.0000	1.8590	7.0	15.0	
15	propazine	2.0000	1.8370	8.2	15.0	
17	Disulfoton	2.0000	1.6904	15.5	15.0	<-
16	Diazinon	2.0000	2.0260	1.3	15.0	
18	Methyl Parathion	2.0000	2.0069	0.3	15.0	
19	Ronnel	2.0000	2.0248	1.2	15.0	
20	Malathion	2.0000	1.6468	17.7	15.0	<-
21	Fenthion	2.0000	1.8872	5.6	15.0	
22	Parathion	2.0000	1.9382	3.1	15.0	
23	Chlorpyrifos	2.0000	1.9593	2.0	15.0	
24	Trichloronate	2.0000	1.8494	7.5	15.0	
25	Anilazine	2.0000	1.9977	0.1	15.0	
148	Merphos-A (Merphos)	2.0000	0.4166	79.2	999.0	
26	Tetrachlorvinphos (Stirophos)	2.0000	1.8811	5.9	15.0	
28	Tokuthion	2.0000	1.8974	5.1	15.0	
149	Merphos-B (Merphos Oxone)	2.0000	6.4508	222.5	999.0	
29	Carbophenothion-methyl	2.0000	1.3193	34.0	15.0	<-
29	Fensulfothion	2.0000	1.9971	0.1	15.0	
30	Bolstar / Famphur	4.0000	4.1435	3.6	15.0	
32	Carbophenothion	2.0000	1.9348	3.3	15.0	
31	Triphenyl phosphate	2.0000	1.6953	15.2	15.0	<- ok
34	Phosmet	2.0000	1.6638	16.8	15.0	<-
32	EPN	2.0000	1.8283	8.6	15.0	
33	Azinphos-methyl	2.0000	1.9078	4.6	15.0	
35	Azinphos-ethyl	2.0000	1.8093	9.5	15.0	
36	Coumaphos	2.0000	1.8472	7.6	15.0	

vr03\Public\chem\GCS\GC_D2.i\0623091.B/010F1001.D
Report Date: 06/25/2009

CONTINUING CALIBRATION COMPOUNDS
PERCENT DRIFT REPORT

Instrument ID: GC_D2.i
Lab File ID: 010F1001.D
Analysis Type: NONE

Injection Date: 23-JUN-2009 21:57
Lab Sample ID: OPP SS GSV0633
Method File: \\DenSvr03\Public\chem\GCS\GC_D2.

COMPOUND	EXPECTED CONC.	MEASURED CONC.	%D	MAX %D
27 Merphos	2.0000	1.7153	14.2	15.0
40 Total Demeton	2.0000	1.9799	1.0	15.0

Average %D = 21.6

vr03\Public\chem\GCS\GC_D2.i\0623092.B/010F1001.D
Report Date: 06/25/2009

CONTINUING CALIBRATION COMPOUNDS
PERCENT DRIFT REPORT

Instrument ID: GC_D2.i
Lab File ID: 010F1001.D
Analysis Type: NONE

Injection Date: 23-JUN-2009 21:57
Lab Sample ID: OPP SS GSV0633
Method File: \\DenSvr03\Public\chem\GCS\GC_D2.

	COMPOUND	EXPECTED CONC.	MEASURED CONC.	%D	MAX %D	
1	o,o,o-TEPT	2.0000	2.1076	5.4	15.0	
2	Dichlorvos	2.0000	1.8638	6.8	15.0	
3	Chlormefos	2.0000	1.7562	12.2	15.0	
4	Mevinphos	2.0000	1.7879	10.6	15.0	
5	Demeton-O	0.6500	2.2401	244.6	15.0	<- ok, see total demeton
6	Thionazin	2.0000	1.9175	4.1	15.0	
7	Ethoprop	2.0000	2.0012	0.1	15.0	
8	Phorate	2.0000	1.8096	9.5	15.0	
10	Naled	2.0000	1.1350	43.3	15.0	<-
146	Sulfotepp	2.0000	1.7047	14.8	15.0	
10	Simazine	2.0000	3.3650	68.3	15.0	<-
12	Diazinon	2.0000	2.0531	2.7	15.0	
150	Atrazine	2.0000	1.8655	6.7	15.0	
13	Propazine	2.0000	1.9650	1.7	15.0	
14	Disulfoton	2.0000	1.6523	17.4	15.0	<-
15	Demeton-S	1.3600	0.0055	99.6	15.0	<- ok, see total demeton
16	Dimethoate	2.0000	1.8630	6.8	15.0	
17	Ronnel	2.0000	1.9661	1.7	15.0	
148	Merphos-A (Merphos)	2.0000	0.5121	74.4	999.0	
18	Chlorpyrifos	2.0000	1.9544	2.3	15.0	
19	Fenthion	2.0000	1.8328	8.4	15.0	
20	Trichloronate	2.0000	1.7718	11.4	15.0	
21	Anilazine	2.0000	1.7629	11.9	15.0	
23	Methyl Parathion	2.0000	1.9185	4.1	15.0	
24	Malathion	2.0000	1.4831	25.8	15.0	<-
25	Tokuthion	2.0000	1.8845	5.8	15.0	
26	Parathion	2.0000	1.9833	0.8	15.0	
149	Merphos-B (Merphos Oxone)	2.0000	4.1318	106.6	999.0	
27	Tetrachlorvinphos (stirophos)	2.0000	1.9895	0.5	15.0	
28	Carbophenothion methyl	2.0000	1.2389	38.1	15.0	<-
28	Bolstar	2.0000	2.0877	4.4	15.0	
30	Carbophenothion	2.0000	1.6971	15.1	15.0	<- ok2
29	Triphenyl phosphate	2.0000	1.7185	14.1	15.0	
30	Fensulfothion	2.0000	1.9970	0.2	15.0	
35	Phosmet / EPN	4.0000	3.4640	13.4	15.0	
33	Famphur	2.0000	1.7223	13.9	15.0	
34	Azinphos-methyl	2.0000	1.7075	14.6	15.0	
35	Azinphos-ethyl	2.0000	1.7482	12.6	15.0	
36	Coumaphos	2.0000	1.9778	1.1	15.0	

vr03\Public\chem\GCS\GC_D2.i\0623092.B/010F1001.D
Report Date: 06/25/2009

CONTINUING CALIBRATION COMPOUNDS
PERCENT DRIFT REPORT

Instrument ID: GC_D2.i
Lab File ID: 010F1001.D
Analysis Type: NONE

Injection Date: 23-JUN-2009 21:57
Lab Sample ID: OPP SS GSV0633
Method File: \\DenSvr03\Public\chem\GCS\GC_D2.

COMPOUND	EXPECTED CONC.	MEASURED CONC.	%D	MAX %D	
22 Merphos	2.0000	1.5128	24.4	15.0	<-
40 Total Demeton	2.0000	2.2456	12.3	15.0	

Average %D = 23.7

Data File: \\DenSvr03\Public\chem\GCS\GC_D2.i\0623091.B/027F2701.D
Report Date: 06/25/2009

CONTINUING CALIBRATION COMPOUNDS
PERCENT DRIFT REPORT

Instrument ID: GC_D2.i Injection Date: 24-JUN-2009 05:41
Lab File ID: 027F2701.D Lab Sample ID: OPP L5 GSV0635
Analysis Type: NONE Method File: \\DenSvr03\Public\chem\GCS\GC_D2.i\06

	COMPOUND	EXPECTED CONC.	MEASURED CONC.	%D	MAX %D	
1	o,o,o-TEPT	3.0000	2.3010	23.3	15.0	<-
2	Dichlorvos	3.0000	3.0332	1.1	15.0	
3	Mevinphos	3.0000	3.1784	5.9	15.0	
4	Chlormefos	3.0000	2.6316	12.3	15.0	
5	Thionazin	3.0000	2.8691	4.4	15.0	
6	Demeton-O	0.9750	0.8538	12.4	15.0	
7	Ethoprop	3.0000	2.7118	9.6	15.0	
8	Naled	3.0000	2.5255	15.8	15.0	<-
9	Sulfotepp	3.0000	2.8360	5.5	15.0	
10	Phorate	3.0000	2.7372	8.8	15.0	
11	Dimethoate	3.0000	2.7293	9.0	15.0	
12	Demeton-S	2.0400	1.8136	11.1	15.0	
13	Simazine	3.0000	2.3509	21.6	15.0	<-
14	Atrazine	3.0000	3.3982	13.3	15.0	
15	propazine	3.0000	2.7929	6.9	15.0	
17	Disulfoton	3.0000	2.8939	3.5	15.0	
16	Diazinon	3.0000	2.8543	4.9	15.0	
18	Methyl Parathion	3.0000	2.8268	5.8	15.0	
19	Ronnel	3.0000	3.2123	7.1	15.0	
20	Malathion	3.0000	2.8940	3.5	15.0	
21	Fenthion	3.0000	2.9467	1.8	15.0	
22	Parathion	3.0000	2.7634	7.9	15.0	
23	Chlorpyrifos	3.0000	2.8272	5.8	15.0	
24	Trichloronate	3.0000	2.7842	7.2	15.0	
25	Anilazine	3.0000	3.2434	8.1	15.0	
148	Merphos-A (Merphos)	3.0000	2.8412	5.3	999.0	
26	Tetrachlorvinphos (Stirophos)	3.0000	2.7094	9.7	15.0	
28	Tokuthion	3.0000	2.6019	13.3	15.0	
149	Merphos-B (Merphos Oxone)	3.0000	3.4083	13.6	999.0	
29	Carbophenothion-methyl	3.0000	2.7018	9.9	15.0	
29	Fensulfothion	3.0000	3.6517	21.7	15.0	<-
30	Bolstar / Famphur	6.0000	5.5728	7.1	15.0	
32	Carbophenothion	3.0000	2.7784	7.4	15.0	
31	Triphenyl phosphate	3.0000	3.3628	12.1	15.0	
34	Phosmet	3.0000	2.8683	4.4	15.0	
32	EPN	3.0000	2.6917	10.3	15.0	
33	Azinphos-methyl	3.0000	2.7604	8.0	15.0	
35	Azinphos-ethyl	3.0000	2.8257	5.8	15.0	
36	Coumaphos	3.0000	2.7793	7.4	15.0	

Data File: \\DenSvr03\Public\chem\GCS\GC_D2.i\0623091.B/027F2701.D
Report Date: 06/25/2009

CONTINUING CALIBRATION COMPOUNDS
PERCENT DRIFT REPORT

Instrument ID: GC_D2.i Injection Date: 24-JUN-2009 05:41
Lab File ID: 027F2701.D Lab Sample ID: OPP L5 GSV0635
Analysis Type: NONE Method File: \\DenSvr03\Public\chem\GCS\GC_D2.i\06

COMPOUND	EXPECTED CONC.	MEASURED CONC.	%D	MAX %D
27 Merphos	3.0000	2.9005	3.3	15.0
40 Total Demeton	3.0000	2.6675	11.1	15.0

Average %D = 8.95

Data File: \\DenSvr03\Public\chem\GCS\GC_D2.i\0623092.B/027F2701.D
Report Date: 06/25/2009

CONTINUING CALIBRATION COMPOUNDS
PERCENT DRIFT REPORT

Instrument ID: GC_D2.i Injection Date: 24-JUN-2009 05:41
Lab File ID: 027F2701.D Lab Sample ID: OPP L5 GSV0635
Analysis Type: NONE Method File: \\DenSvr03\Public\chem\GCS\GC_D2.i\06

	COMPOUND	EXPECTED CONC.	MEASURED CONC.	%D	MAX %D	
1	o,o,o-TEPT	3.0000	2.3220	22.6	15.0	<-
2	Dichlorvos	3.0000	2.2541	24.9	15.0	<-
3	Chlormefos	3.0000	2.4211	19.3	15.0	<-
4	Mevinphos	3.0000	2.4158	19.5	15.0	<-
5	Demeton-O	0.9750	0.9601	1.5	15.0	
6	Thionazin	3.0000	2.3195	22.7	15.0	<-
7	Ethoprop	3.0000	2.5011	16.6	15.0	<-
8	Phorate	3.0000	2.5327	15.6	15.0	<-
10	Naled	3.0000	2.2617	24.6	15.0	<-
146	Sulfotepp	3.0000	2.4452	18.5	15.0	<-
10	Simazine	3.0000	2.2535	24.9	15.0	<-
12	Diazinon	3.0000	2.4455	18.5	15.0	<-
150	Atrazine	3.0000	2.4119	19.6	15.0	<-
13	Propazine	3.0000	2.2952	23.5	15.0	<-
14	Disulfoton	3.0000	2.4259	19.1	15.0	<-
15	Demeton-S	2.0400	1.5686	23.1	15.0	<-
16	Dimethoate	3.0000	2.4704	17.7	15.0	<-
17	Ronnel	3.0000	2.4703	17.7	15.0	<-
148	Merphos-A (Merphos)	3.0000	2.7302	9.0	999.0	
18	Chlorpyrifos	3.0000	2.3613	21.3	15.0	<-
19	Fenthion	3.0000	2.3736	20.9	15.0	<-
20	Trichloronate	3.0000	2.4403	18.7	15.0	<-
21	Anilazine	3.0000	0.4201	86.0	15.0	<-
23	Methyl Parathion	3.0000	2.5864	13.8	15.0	
24	Malathion	3.0000	2.4777	17.4	15.0	<-
25	Tokuthion	3.0000	2.3548	21.5	15.0	<-
26	Parathion	3.0000	2.3630	21.2	15.0	<-
149	Merphos-B (Merphos Oxone)	3.0000	2.6057	13.1	999.0	
27	Tetrachlorvinphos (stirophos)	3.0000	2.4057	19.8	15.0	<-
28	Carbophenothion methyl	3.0000	2.5818	13.9	15.0	
28	Bolstar	3.0000	2.5321	15.6	15.0	<-
30	Carbophenothion	3.0000	2.5219	15.9	15.0	<-
29	Triphenyl phosphate	3.0000	2.3246	22.5	15.0	<-
30	Fensulfothion	3.0000	2.5100	16.3	15.0	<-
35	Phosmet / EPN	6.0000	4.8493	19.2	15.0	<-
33	Famphur	3.0000	2.2497	25.0	15.0	<-
34	Azinphos-methyl	3.0000	2.2275	25.8	15.0	<-
35	Azinphos-ethyl	3.0000	2.6141	12.9	15.0	
36	Coumaphos	3.0000	2.2181	26.1	15.0	<-

Data File: \\DenSvr03\Public\chem\GCS\GC_D2.i\0623092.B/027F2701.D
Report Date: 06/25/2009

CONTINUING CALIBRATION COMPOUNDS
PERCENT DRIFT REPORT

Instrument ID: GC_D2.i Injection Date: 24-JUN-2009 05:41
Lab File ID: 027F2701.D Lab Sample ID: OPP L5 GSV0635
Analysis Type: NONE Method File: \\DenSvr03\Public\chem\GCS\GC_D2.i\06

COMPOUND	EXPECTED CONC.	MEASURED CONC.	%D	MAX %D	
22 Merphos	3.0000	2.4635	17.9	15.0	<-
40 Total Demeton	3.0000	2.5287	15.7	15.0	<-

Average %D = 20.5

Data File: \\DenSvr03\Public\chem\GCS\GC_D2.i\0623091.B/043F4301.D
Report Date: 06/25/2009

CONTINUING CALIBRATION COMPOUNDS
PERCENT DRIFT REPORT

Instrument ID: GC_D2.i Injection Date: 24-JUN-2009 13:00
Lab File ID: 043F4301.D Lab Sample ID: OPP L5 GSV0635
Analysis Type: NONE Method File: \\DenSvr03\Public\chem\GCS\GC_D2.i\06

	COMPOUND	EXPECTED CONC.	MEASURED CONC.	%D	MAX %D	
1	o,o,o-TEPT	3.0000	2.0775	30.8	15.0	<-
2	Dichlorvos	3.0000	3.0127	0.4	15.0	
3	Mevinphos	3.0000	3.0319	1.1	15.0	
4	Chlormefos	3.0000	2.4843	17.2	15.0	<-
5	Thionazin	3.0000	2.7465	8.5	15.0	
6	Demeton-O	0.9750	0.7510	23.0	15.0	<-
7	Ethoprop	3.0000	2.4966	16.8	15.0	<-
8	Naled	3.0000	2.5968	13.4	15.0	
9	Sulfotepp	3.0000	2.6828	10.6	15.0	
10	Phorate	3.0000	2.5657	14.5	15.0	
11	Dimethoate	3.0000	2.5951	13.5	15.0	
12	Demeton-S	2.0400	1.7055	16.4	15.0	<-
13	Simazine	3.0000	2.2594	24.7	15.0	<-
14	Atrazine	3.0000	3.4380	14.6	15.0	
15	propazine	3.0000	2.7189	9.4	15.0	
17	Disulfoton	3.0000	2.7492	8.4	15.0	
16	Diazinon	3.0000	2.6022	13.3	15.0	
18	Methyl Parathion	3.0000	2.7553	8.2	15.0	
19	Ronnel	3.0000	2.7426	8.6	15.0	
20	Malathion	3.0000	2.8171	6.1	15.0	
21	Fenthion	3.0000	2.7943	6.9	15.0	
22	Parathion	3.0000	2.6899	10.3	15.0	
23	Chlorpyrifos	3.0000	2.6983	10.1	15.0	
24	Trichloronate	3.0000	2.6537	11.5	15.0	
25	Anilazine	3.0000	2.9038	3.2	15.0	
148	Merphos-A (Merphos)	3.0000	2.5525	14.9	999.0	
26	Tetrachlorvinphos (Stirophos)	3.0000	2.5546	14.8	15.0	
28	Tokuthion	3.0000	2.4392	18.7	15.0	<-
149	Merphos-B (Merphos Oxone)	3.0000	3.3781	12.6	999.0	
29	Carbophenothion-methyl	3.0000	2.5710	14.3	15.0	
29	Fensulfothion	3.0000	3.7875	26.3	15.0	<-
30	Bolstar / Famphur	6.0000	5.2690	12.2	15.0	
32	Carbophenothion	3.0000	2.6761	10.8	15.0	
31	Triphenyl phosphate	3.0000	3.2072	6.9	15.0	
34	Phosmet	3.0000	2.6175	12.8	15.0	
32	EPN	3.0000	2.5176	16.1	15.0	<-
33	Azinphos-methyl	3.0000	2.5877	13.7	15.0	
35	Azinphos-ethyl	3.0000	2.6322	12.3	15.0	
36	Coumaphos	3.0000	2.5616	14.6	15.0	

Data File: \\DenSvr03\Public\chem\GCS\GC_D2.i\0623091.B/043F4301.D
Report Date: 06/25/2009

CONTINUING CALIBRATION COMPOUNDS
PERCENT DRIFT REPORT

Instrument ID: GC_D2.i Injection Date: 24-JUN-2009 13:00
Lab File ID: 043F4301.D Lab Sample ID: OPP L5 GSV0635
Analysis Type: NONE Method File: \\DenSvr03\Public\chem\GCS\GC_D2.i\06

COMPOUND	EXPECTED CONC.	MEASURED CONC.	%D	MAX %D	
27 Merphos	3.0000	2.6756	10.8	15.0	
40 Total Demeton	3.0000	2.4566	18.1	15.0	<-

Average %D = 13.0

Data File: \\DenSvr03\Public\chem\GCS\GC_D2.i\0623092.B/043F4301.D
Report Date: 06/25/2009

CONTINUING CALIBRATION COMPOUNDS
PERCENT DRIFT REPORT

Instrument ID: GC_D2.i Injection Date: 24-JUN-2009 13:00
Lab File ID: 043F4301.D Lab Sample ID: OPP L5 GSV0635
Analysis Type: NONE Method File: \\DenSvr03\Public\chem\GCS\GC_D2.i\06

	COMPOUND	EXPECTED CONC.	MEASURED CONC.	%D	MAX %D	
1	o,o,o-TEPT	3.0000	2.1012	30.0	15.0	<-
2	Dichlorvos	3.0000	1.8812	37.3	15.0	<-
3	Chlormefos	3.0000	2.1814	27.3	15.0	<-
4	Mevinphos	3.0000	2.1615	28.0	15.0	<-
5	Demeton-O	0.9750	0.7816	19.8	15.0	<-
6	Thionazin	3.0000	2.1345	28.9	15.0	<-
7	Ethoprop	3.0000	2.3115	23.0	15.0	<-
8	Phorate	3.0000	2.1991	26.7	15.0	<-
10	Naled	3.0000	2.2664	24.5	15.0	<-
146	Sulfotepp	3.0000	2.1916	26.9	15.0	<-
10	Simazine	3.0000	1.8527	38.2	15.0	<-
12	Diazinon	3.0000	2.2054	26.5	15.0	<-
150	Atrazine	3.0000	1.9862	33.8	15.0	<-
13	Propazine	3.0000	1.1687	61.0	15.0	<-
14	Disulfoton	3.0000	2.2310	25.6	15.0	<-
15	Demeton-S	2.0400	2.3826	16.8	15.0	<-
16	Dimethoate	3.0000	2.1792	27.4	15.0	<-
17	Ronnel	3.0000	2.1756	27.5	15.0	<-
148	Merphos-A (Merphos)	3.0000	2.1863	27.1	999.0	
18	Chlorpyrifos	3.0000	2.1957	26.8	15.0	<-
19	Fenthion	3.0000	2.0859	30.5	15.0	<-
20	Trichloronate	3.0000	2.2321	25.6	15.0	<-
21	Anilazine	3.0000	4.5740	52.5	15.0	<-
23	Methyl Parathion	3.0000	2.5535	14.9	15.0	
24	Malathion	3.0000	2.2868	23.8	15.0	<-
25	Tokuthion	3.0000	2.0989	30.0	15.0	<-
26	Parathion	3.0000	2.1726	27.6	15.0	<-
149	Merphos-B (Merphos Oxone)	3.0000	2.5739	14.2	999.0	
27	Tetrachlorvinphos (stirophos)	3.0000	2.2438	25.2	15.0	<-
28	Carbophenothion methyl	3.0000	2.4329	18.9	15.0	<-
28	Bolstar	3.0000	2.2956	23.5	15.0	<-
30	Carbophenothion	3.0000	2.1624	27.9	15.0	<-
29	Triphenyl phosphate	3.0000	2.0841	30.5	15.0	<-
30	Fensulfothion	3.0000	2.5872	13.8	15.0	
35	Phosmet / EPN	6.0000	4.6148	23.1	15.0	<-
33	Famphur	3.0000	2.2967	23.4	15.0	<-
34	Azinphos-methyl	3.0000	2.0758	30.8	15.0	<-
35	Azinphos-ethyl	3.0000	2.1705	27.6	15.0	<-
36	Coumaphos	3.0000	2.0514	31.6	15.0	<-

Data File: \\DenSvr03\Public\chem\GCS\GC_D2.i\0623092.B/043F4301.D
Report Date: 06/25/2009

CONTINUING CALIBRATION COMPOUNDS
PERCENT DRIFT REPORT

Instrument ID: GC_D2.i Injection Date: 24-JUN-2009 13:00
Lab File ID: 043F4301.D Lab Sample ID: OPP L5 GSV0635
Analysis Type: NONE Method File: \\DenSvr03\Public\chem\GCS\GC_D2.i\06

COMPOUND	EXPECTED CONC.	MEASURED CONC.	%D	MAX %D	
22 Merphos	3.0000	1.9469	35.1	15.0	<-
40 Total Demeton	3.0000	3.1642	5.5	15.0	

Average %D = 27.3

Sequence Table (Front Injector):

Quantification Part:

Line	Location	SampleName	SampleAmount	ISTDAmt	Multiplier	Dilution
1	Vial 1	PRIMER				
2	Vial 2	HEXANE				
3	Vial 3	OPP L7 GSV0634				
4	Vial 4	OPP L6 GSV0637				
5	Vial 5	OPP L5 GSV0635				
6	Vial 6	OPP L4 GSV0638				
7	Vial 7	OPP L3 GSV0639				
8	Vial 8	OPP L2 GSV0640				
9	Vial 9	OPP L1 GSV0641				
10	Vial 10	OPP SS GSV0633				
11	Vial 11	LE2931AA,MB				
12	Vial 12	LE2931AC,LCS				
13	Vial 13	LE2931AD,LCSD				
14	Vial 14	LEQA91AC,222-15 — RD @ 10x, 3X				
15	Vial 15	LEQCQ1AC,222-18 — RD @ 2x				
16	Vial 16	LERD61AD,377-1				
17	Vial 17	LERD81AH,377-3				
18	Vial 18	LERN71AF,115-1				
19	Vial 19	LERPQ1AF,115-2				
20	Vial 20	LERPX1AF,115-3				
21	Vial 21	LE1F91AJ,138-1				
22	Vial 22	LE29M1AA,MB				
23	Vial 23	LE29M1AC,LCS				
24	Vial 24	LE29M1AD,LCSD				
25	Vial 25	LEQA91AA,222-15 — RD @ 10x, 3X				
26	Vial 26	LEQCQ1AA,222-18 — RD @ 2x				
27	Vial 27	OPP L5 GSV0635				
28	Vial 28	LFARC1AA,MB				
29	Vial 29	LFARC1AC,LCS				
30	Vial 30	LFARC1AD,LCSD				
31	Vial 31	LEKL02AA,185-1				
32	Vial 32	LE29L1AA,MB				
33	Vial 33	LE29L1AC,LCS				
34	Vial 34	LE29L1AD,LCSD				
35	Vial 35	LERCV1AA,370-1				
36	Vial 36	LEWJG1AA,143-1				
37	Vial 37	LE5PX1AA,MB				
38	Vial 38	LE5PX1AC,LCS				
39	Vial 39	LE5PX1AD,LCSD				
40	Vial 40	LE39F1AA,179-1				
41	Vial 41	LE3PF1AA,179-2				
42	Vial 42	LE39L1AA,179-3				
43	Vial 43	OPP L5 GSV0635				
44	Vial 44	LFARL1AA,MB				
45	Vial 45	LFARL1AC,LCS				
46	Vial 46	LFARL1AD,LCSD				
47	Vial 47	LEKLE2AE,180-2				
48	Vial 48	LEKLF2AE,180-3				
49	Vial 49	LEKLL2AE,180-4				
50	Vial 50	LEKLQ2AE,180-5				
51	Vial 51	LENR72AD,322-1				
52	Vial 52	LEPG32AJ,161-1				
53	Vial 53	OPP L5 GSV0635				
54	Vial 54	LFAPC1AA,MB				
55	Vial 55	LFAPC1AC,LCS				
56	Vial 56	LFAPC1AD,LCSD				
57	Vial 57	LE10L1AA,193-1				
58	Vial 58	LFAN01AA,MB				

02 6/23/2009 4:47:49 PM MPK/TLW

UENCE\062309.S

Line	Location	SampleName	SampleAmount	ISTDAmt	Multiplier	Dilution
59	Vial 59	LFAN01AC,LCS				
60	Vial 60	LFAN01AD,LCSD				
61	Vial 61	LE4291AA,273-1				
62	Vial 62	LE4291AD,273-1S				
63	Vial 63	LE4291AE,273-1D				
64	Vial 64	LE9PJ1AA,215-1				
65	Vial 65	OPP L5 GSV0635				
66	Vial 66	OPP L1 GSV0641				
67	Vial 100	HEXANE/ACETONE				

Sequence Table (Back Injector):

No entries - empty table!

D2 6/23/2009 4:47:49 PM MPK/TLW

TestAmerica

Semivolatile GC

CLP-Like Forms

Lot ID: D9F110370

Client: Northgate/Tronox

Method: SW846 8141A

Associated Samples: 001

Batch: 9168145

TestAmerica
THE LEADER IN ENVIRONMENTAL TESTING

Northgate Environmental Management, Inc.

Analysis Data Sheet

Lab Name:	TESTAMERICA DENVER	**Client Sample ID:**	M-6AB
Lot/SDG Number:	8304604	**Lab Sample ID:**	D9F110370-001
Matrix:	WATER	**Lab WorkOrder:**	LERCV1AA
% Moisture:	N/A	**Date/Time Collected:**	06/10/09 10:17
Basis:	Wet	**Date/Time Received:**	06/11/09 09:15
Analysis Method:	8141A	**Date Leached:**	
Unit:	ug/L	**Date/Time Extracted:**	06/17/09 10:00
QC Batch ID:	9168145	**Date/Time Analyzed:**	07/01/09 00:26
Sample Aliquot:	1059 mL	**Instrument ID:**	D2
Dilution Factor:	1		

CAS No.	Analyte	Conc.	MDL	RL	Q
86-50-0	Azinphos-methyl	0.17	0.17	2.5	U
35400-43-2	Bolstar	0.31	0.31	1.0	U
2921-88-2	Chlorpyrifos	0.36	0.36	1.0	U
56-72-4	Coumaphos	0.14	0.14	1.0	U
298-03-3	Demeton-O	0.14	0.14	1.0	U
126-75-0	Demeton-S	0.069	0.069	1.0	U
333-41-5	Diazinon	0.15	0.15	1.0	U
62-73-7	Dichlorvos	0.16	0.16	1.0	U
60-51-5	Dimethoate	0.45	0.45	1.5	U
298-04-4	Disulfoton	0.32	0.32	1.0	U
2104-64-5	EPN	0.15	0.15	1.2	U
13194-48-4	Ethoprop	0.18	0.18	0.50	U
56-38-2	Ethyl parathion	0.14	0.14	1.0	U
52-85-7	Famphur	0.18	0.18	1.0	U
115-90-2	Fensulfothion	0.54	0.54	2.5	U
55-38-9	Fenthion	0.15	0.15	2.5	U
121-75-5	Malathion	0.13	0.13	1.2	U
150-50-5	Merphos	0.17	0.17	5.0	U
298-00-0	Methyl parathion	0.14	0.14	4.0	U
7786-34-7	Mevinphos	0.46	0.46	6.2	U
300-76-5	Naled	0.25	0.25	1.0	U
298-02-2	Phorate	0.15	0.15	1.2	U
299-84-3	Ronnel	0.12	0.12	10	U
3689-24-5	Sulfotepp	0.17	0.17	1.5	U
961-11-5	Tetrachlorvinphos (Stirophos)	0.12	0.12	3.5	U

TestAmerica
THE LEADER IN ENVIRONMENTAL TESTING

Northgate Environmental Management, Inc.

Analysis Data Sheet

Lab Name:	TESTAMERICA DENVER	**Client Sample ID:**	M-6AB
Lot/SDG Number:	8304604	**Lab Sample ID:**	D9F110370-001
Matrix:	WATER	**Lab WorkOrder:**	LERCV1AA
% Moisture:	N/A	**Date/Time Collected:**	06/10/09 10:17
Basis:	Wet	**Date/Time Received:**	06/11/09 09:15
Analysis Method:	8141A	**Date Leached:**	
Unit:	ug/L	**Date/Time Extracted:**	06/17/09 10:00
QC Batch ID:	9168145	**Date/Time Analyzed:**	07/01/09 00:26
Sample Aliquot:	1059 mL	**Instrument ID:**	D2
Dilution Factor:	1		

CAS No.	Analyte	Conc.	MDL	RL	Q
297-97-2	Thionazin	0.31	0.31	1.0	U
34643-46-4	Tokuthion	0.12	0.12	1.6	U
327-98-0	Trichloronate	0.24	0.24	1.0	U

CAS No.	Surrogate	% Rec	Lower Limit	Upper Limit	Q
115-86-6	Triphenyl phosphate	22	60	154	*
24934-91-6	Chlormefos	18	49	171	*

TestAmerica
THE LEADER IN ENVIRONMENTAL TESTING

Northgate Environmental Management, Inc.

Analysis Data Sheet

Lab Name:	TESTAMERICA DENVER	**Client Sample ID:**	
Lot/SDG Number:	8304604	**Lab Sample ID:**	D9F170000-145B
Matrix:	WATER	**Lab WorkOrder:**	LE29L1AA
% Moisture:		**Date/Time Collected:**	
Basis:	Wet	**Date/Time Received:**	
Analysis Method:	8141A	**Date Leached:**	
Unit:	ug/L	**Date/Time Extracted:**	06/17/09 10:00
QC Batch ID:	9168145	**Date/Time Analyzed:**	06/30/09 18:30
Sample Aliquot:	1000 mL	**Instrument ID:**	D2
Dilution Factor:	1		

CAS No.	Analyte	Conc.	MDL	RL	Q
62-73-7	Dichlorvos	0.16	0.16	1.0	U
297-97-2	Thionazin	0.31	0.31	1.0	U
60-51-5	Dimethoate	0.45	0.45	1.5	U
298-04-4	Disulfoton	0.32	0.32	1.0	U
2104-64-5	EPN	0.15	0.15	1.2	U
13194-48-4	Ethoprop	0.18	0.18	0.50	U
52-85-7	Famphur	0.18	0.18	1.0	U
115-90-2	Fensulfothion	0.54	0.54	2.5	U
55-38-9	Fenthion	0.15	0.15	2.5	U
121-75-5	Malathion	0.13	0.13	1.2	U
150-50-5	Merphos	0.17	0.17	5.0	U
298-00-0	Methyl parathion	0.14	0.14	4.0	U
86-50-0	Azinphos-methyl	0.17	0.17	2.5	U
7786-34-7	Mevinphos	0.46	0.46	6.2	U
300-76-5	Naled	0.25	0.25	1.0	U
56-38-2	Ethyl parathion	0.14	0.14	1.0	U
298-02-2	Phorate	0.15	0.15	1.2	U
299-84-3	Ronnel	0.12	0.12	10	U
3689-24-5	Sulfotepp	0.17	0.17	1.5	U
34643-46-4	Tokuthion	0.12	0.12	1.6	U
327-98-0	Trichloronate	0.24	0.24	1.0	U
35400-43-2	Bolstar	0.31	0.31	1.0	U
961-11-5	Tetrachlorvinphos (Stirophos)	0.12	0.12	3.5	U
2921-88-2	Chlorpyrifos	0.36	0.36	1.0	U
56-72-4	Coumaphos	0.14	0.14	1.0	U
298-03-3	Demeton-O	0.14	0.14	1.0	U
126-75-0	Demeton-S	0.069	0.069	1.0	U
333-41-5	Diazinon	0.15	0.15	1.0	U

Form 1 Prep Blank Equivalent

TestAmerica
THE LEADER IN ENVIRONMENTAL TESTING

Northgate Environmental Management, Inc.

Analysis Data Sheet

Lab Name:	TESTAMERICA DENVER	**Client Sample ID:**	
Lot/SDG Number:	8304604	**Lab Sample ID:**	D9F170000-145B
Matrix:	WATER	**Lab WorkOrder:**	LE29L1AA
% Moisture:		**Date/Time Collected:**	
Basis:	Wet	**Date/Time Received:**	
Analysis Method:	8141A	**Date Leached:**	
Unit:	ug/L	**Date/Time Extracted:**	06/17/09 10:00
QC Batch ID:	9168145	**Date/Time Analyzed:**	06/30/09 18:30
Sample Aliquot:	1000 mL	**Instrument ID:**	D2
Dilution Factor:	1		

CAS No.	Surrogate	% Rec	Lower Limit	Upper Limit	Q
115-86-6	Triphenyl phosphate	66	60	154	
24934-91-6	Chlormefos	58	49	171	

TestAmerica
THE LEADER IN ENVIRONMENTAL TESTING

Northgate Environmental Management, Inc.

Surrogate Recovery Summary

Lab Name: TESTAMERICA DENVER **Extraction** I09P29H
Lot/SDG Number: 8304604 **QC Batch ID:** 9168145

Client ID	Work Order	SRG1	SRG2	SRG3	SRG4	SRG5	SRG6	SRG7	SRG8	TOT OUT
INTRA-LAB BLANK	LE29L1AA	58	66							0
CHECK SAMPLE	LE29L1AC	65	70							0
DUPLICATE CHECK	LE29L1AD	61	79							0
M-6AB	LERCV1AA	18 *	22 *							2
M-142B	LEWJG1AA	53	68							0

Surrogate Number	Surrogate Name	Lower Control Limit	Upper Control Limit
SRG 1	Chlormefos	49	171
SRG 2	Triphenyl phosphate	60	154

TestAmerica
THE LEADER IN ENVIRONMENTAL TESTING

Northgate Environmental Management, Inc.

Analysis Data Sheet

Lab Name:	TESTAMERICA DENVER	**Client Sample ID:**	
Lot/SDG Number:	8304604	**Lab Sample ID:**	D9F170000-145C
Matrix:	WATER	**Lab WorkOrder:**	LE29L1AC
% Moisture:	N/A	**Date/Time Collected:**	
Basis:	Wet	**Date/Time Received:**	
Analysis Method:	8141A	**Date Leached:**	
Unit:	ug/L	**Date/Time Extracted:**	06/17/09 10:00
QC Batch ID:	9168145	**Date/Time Analyzed:**	06/30/09 18:57
Sample Aliquot:	1000 mL	**Instrument ID:**	D2
Dilution Factor:	1		

Analyte	True	Found	%Rec	Q	Limits
Dichlorvos	4.00	2.32	58		40 - 193
Thionazin	4.00	2.76	69		39 - 180
Dimethoate	4.00	1.96	49		33 - 139
Disulfoton	4.00	1.96	49		44 - 139
Ethoprop	4.00	3.00	75		43 - 165
Famphur	8.00	5.73	72		51 - 131
Fensulfothion	4.00	1.86	46		46 - 115
Fenthion	4.00	2.66	66		63 - 128
Malathion	4.00	2.23	56		53 - 137
Methyl parathion	4.00	2.77	69		55 - 131
Azinphos-methyl	4.00	2.40	60		42 - 125
Mevinphos	4.00	1.70	43		39 - 175
Ethyl parathion	4.00	3.01	75		47 - 142
Phorate	4.00	2.66	67		46 - 142
Ronnel	4.00	2.58	65		43 - 115
Sulfotepp	4.00	2.55	64		29 - 166
Trichloronate	4.00	2.76	69		60 - 115
Chlorpyrifos	4.00	2.86	71		60 - 120
Coumaphos	4.00	2.58	65		61 - 115
Diazinon	4.00	2.93	73		47 - 149

CAS No.	Surrogate	% Rec	Lower Limit	Upper Limit	Q
115-86-6	Triphenyl phosphate	70	60	154	
24934-91-6	Chlormefos	65	49	171	

TestAmerica
THE LEADER IN ENVIRONMENTAL TESTING

Northgate Environmental Management, Inc.

Analysis Data Sheet

Lab Name:	TESTAMERICA DENVER	**Client Sample ID:**	
Lot/SDG Number:	8304604	**Lab Sample ID:**	D9F170000-145L
Matrix:	WATER	**Lab WorkOrder:**	LE29L1AD
% Moisture:	N/A	**Date/Time Collected:**	
Basis:	Wet	**Date/Time Received:**	
Analysis Method:	8141A	**Date Leached:**	
Unit:	ug/L	**Date/Time Extracted:**	06/17/09 10:00
QC Batch ID:	9168145	**Date/Time Analyzed:**	06/30/09 19:25
Sample Aliquot:	1000 mL	**Instrument ID:**	D2
Dilution Factor:	1		

Analyte	True	Found	C	% Rec	Q	RPD	Q	QC Limits	
								% Rec	RPD
Dichlorvos	4.00	2.07		52		11		40 - 193	49
Thionazin	4.00	2.77		69		0.10		39 - 180	40
Dimethoate	4.00	2.11		53		7.6		33 - 139	50
Disulfoton	4.00	1.76		44		11		44 - 139	40
Ethoprop	4.00	3.07		77		2.3		43 - 165	36
Famphur	8.00	6.61		83		14		51 - 131	88
Fensulfothion	4.00	2.80		70		41		46 - 115	62
Fenthion	4.00	2.71		68		1.8		63 - 128	41
Malathion	4.00	2.43		61		8.5		53 - 137	28
Methyl parathion	4.00	2.96		74		6.6		55 - 131	30
Azinphos-methyl	4.00	2.67		67		11		42 - 125	36
Mevinphos	4.00	1.61		40		5.8		39 - 175	40
Ethyl parathion	4.00	3.20		80		6.2		47 - 142	40
Phorate	4.00	2.70		68		1.5		46 - 142	40
Ronnel	4.00	2.56		64		0.81		43 - 115	39
Sulfotepp	4.00	2.50		62		2.0		29 - 166	40
Trichloronate	4.00	2.67		67		3.3		60 - 115	38
Chlorpyrifos	4.00	2.95		74		3.1		60 - 120	34
Coumaphos	4.00	3.19		80		21		61 - 115	43
Diazinon	4.00	3.15		79		7.2		47 - 149	40

CAS No.	Surrogate	% Rec	Lower Limit	Upper Limit	Q
115-86-6	Triphenyl phosphate	79	60	154	
24934-91-6	Chlormefos	61	49	171	

TestAmerica
THE LEADER IN ENVIRONMENTAL TESTING

Northgate Environmental Management, Inc.

Method Blank Summary

Lab Name:	TESTAMERICA DENVER	**Lab File ID:**	005F0501.
Lot/SDG Number:	8304604	**Lab Sample ID:**	D9F170000-145B
Matrix:	WATER	**Lab Work Order:**	LE29L1AA
Analysis Method:	8141A	**Date/Time Extracted:**	06/17/09 10:00
Extraction Method:	I09P29H	**Date/Time Analyzed:**	06/30/09 18:30
QC Batch ID:	9168145	**Instrument ID:**	D2

Client ID	Sample Work Order #	Lab File ID	Date Analyzed	Time Analyzed
CHECK SAMPLE	LE29L1AC C	005F0501.	06/30/09	18:57
DUPLICATE CHECK	LE29L1AD L	006F0601.	06/30/09	19:25
M-6AB	LERCV1AA	017F1701.	07/01/09	00:26
M-142B	LEWJG1AA	018F1801.	07/01/09	00:53

TestAmerica

INITIAL CALIBRATION DATA

Start Cal Date : 26-JUN-2009 18:28
End Cal Date : 26-JUN-2009 21:13
Quant Method : ISTD
Target Version : 4.14
Integrator : Falcon
Method file : \\DenSvr03\Public\chem\GCS\GC_D2.i\0626091.B\8141A-1.m
Last Edit : 30-Jun-2009 12:45 GC_D2.i

Calibration File Names:
Level 1: \\DenSvr03\Public\chem\GCS\GC_D2.i\0626091.B\009F0901.D
Level 2: \\DenSvr03\Public\chem\GCS\GC_D2.i\0626091.B\008F0801.D
Level 3: \\DenSvr03\Public\chem\GCS\GC_D2.i\0626091.B\007F0701.D
Level 4: \\DenSvr03\Public\chem\GCS\GC_D2.i\0626091.B\006F0601.D
Level 5: \\DenSvr03\Public\chem\GCS\GC_D2.i\0626091.B\005F0501.D
Level 6: \\DenSvr03\Public\chem\GCS\GC_D2.i\0626091.B\004F0401.D
Level 7: \\DenSvr03\Public\chem\GCS\GC_D2.i\0626091.B\003F0301.D

SEE CALIBRATION HISTORY

Compound	0.2000000 Level 1	0.5000000 Level 2	1.0000 Level 3	2.0000 Level 4	3.0000 Level 5	4.0000 Level 6	5.0000 Level 7	Curve	Coefficients b	Coefficients m1	Coefficients m2	%RSD or R^2
1 o,o,o-TEPT	3.11591	2.63737	2.67945	2.89676	2.71623	2.90430	2.77446	AVRG		2.81778		5.91149
2 Dichlorvos	2.01706	1.62225	1.58545	1.76366	1.71981	1.74982	1.79032	AVRG		1.74977		7.99554
3 Mevinphos	1.01774	0.91295	0.90158	1.01760	0.95159	0.98250	0.94429	AVRG		0.96118		4.85992
5 Thionazin	2.12707	1.94606	1.94866	2.08214	1.96051	2.00095	1.93224	AVRG		1.99966		3.79706

Table of Contents

TestAmerica

INITIAL CALIBRATION DATA

Start Cal Date : 26-JUN-2009 18:28
End Cal Date : 26-JUN-2009 21:13
Quant Method : ISTD
Target Version : 4.14
Integrator : Falcon
Method file : \\DenSvr03\Public\chem\GCS\GC_D2.i\0626091.B\8141A-1.m
Last Edit : 30-Jun-2009 12:45 GC_D2.i

Compound	0.2000000 Level 1	0.5000000 Level 2	1.0000 Level 3	2.0000 Level 4	3.0000 Level 5	4.0000 Level 6	Curve	Coefficients b	ml	m2	%RSD or R^2	
	5.0000 Level 7											
6 Demeton-O	9836	17553	30145	62341	96004	113108						1/x
	165003						WLINR	-0.01288	1.85831		0.99594	
7 Ethoprop	1.93480	1.70823	1.62324	1.73203	1.74110	1.78272						
	1.74432						AVRG		1.75235		5.38512	
8 Naled	1992	6103	15042	36940	67594	90892						
	121152						WLINR	0.09632	0.47378		0.98961	<- 1/x r= 0.99
10 Sulfotepp	34658	70885	131347	259970	393078	486417						1/x
	609341						WLINR	-0.03469	2.43674		0.99856	
11 Phorate	2.02801	1.82946	1.73796	1.82370	1.76374	1.79146						
	1.72902						AVRG		1.81476		5.60901	
12 Dimethoate	1.89561	1.76866	2.07434	2.25696	2.23554	2.30994						
	2.21598						AVRG		2.10815		9.72697	
13 Demeton-S	1.49306	1.46224	1.49173	1.58543	1.55216	1.58919						
	1.52702						AVRG		1.52869		3.21407	

Table of Contents

TestAmerica

INITIAL CALIBRATION DATA

Start Cal Date : 26-JUN-2009 18:28
End Cal Date : 26-JUN-2009 21:13
Quant Method : ISTD
Target Version : 4.14
Integrator : Falcon
Method file : \\DenSvr03\Public\chem\GCS\GC_D2.i\0626091.B\8141A-1.m
Last Edit : 30-Jun-2009 12:45 GC_D2.i

Compound	0.2000000 Level 1	0.5000000 Level 2	1.0000 Level 3	2.0000 Level 4	3.0000 Level 5	4.0000 Level 6	5.0000 Level 7	Curve	Coefficients b	Coefficients m1	Coefficients m2	%RSD or R^2	
14 Simazine	4819	16248	29382	64611	115426	147784	190219	WLINR	0.03988	0.73140		0.99336	1/x2
15 Atrazine	0.70185	0.76532	0.75073	0.84628	0.85434	0.90844	0.89508	AVRG		0.81743		9.61085	
16 propazine	0.73887	0.70136	0.69239	0.78178	0.75651	0.81417	0.79462	AVRG		0.75424		6.13423	
17 Disulfoton	15404	33208	61920	127893	193050	247845	290419	WLINR	-0.01928	1.20917		0.99576	1/x
18 Diazinon	2.20234	1.83553	1.83772	2.01856	1.98676	1.84115	1.92388	AVRG		1.94942		6.88114	
19 Methyl Parathion	1.22644	1.10389	1.13741	1.32395	1.30344	1.29686	1.26213	AVRG		1.23630		6.92144	
20 Ronnel	1.42863	1.23369	1.21320	1.29342	1.24446	1.34650	1.18584	AVRG		1.27796		6.65504	

Table of Contents

TestAmerica

INITIAL CALIBRATION DATA

Start Cal Date : 26-JUN-2009 18:28
End Cal Date : 26-JUN-2009 21:13
Quant Method : ISTD
Target Version : 4.14
Integrator : Falcon
Method file : \\DenSvr03\Public\chem\GCS\GC_D2.i\0626091.B\8141A-1.m
Last Edit : 30-Jun-2009 12:45 GC_D2.i

Compound	0.2000000 Level 1 / 5.0000 Level 7	0.5000000 Level 2	1.0000 Level 3	2.0000 Level 4	3.0000 Level 5	4.0000 Level 6	Curve	Coefficients b	m1	m2	%RSD or R^2
21 Malathion	15443	30581	57103	119836	186013	228260					
	283462						WLINR	-0.02066	1.14436		0.99783
22 Fenthion	1.46442	1.18458	1.16481	1.29096	1.25584	1.25506					
	1.18151						AVRG		1.25674		8.19381
23 Parathion	1.42438	1.25387	1.23322	1.38998	1.36308	1.38514					
	1.31279						AVRG		1.33749		5.43501
24 Chlorpyrifos	1.85614	1.56747	1.47379	1.62915	1.61527	1.62330					
	1.56216						AVRG		1.61818		7.28314
25 Trichloronate	1.44751	1.42551	1.34762	1.48171	1.46256	1.52450					
	1.43428						AVRG		1.44624		3.78186
26 Anilazine	1493	2095	5311	12790	19893	29375					
	+++++						QUAD	0.02107	9.16488	-8.66056	0.99476
27 Merphos-A (Merphos)	1.24844	1.15527	1.15966	1.23989	1.21263	1.24409					
	1.18648						AVRG		1.20664		3.30523

1/x

Table of Contents

TestAmerica

INITIAL CALIBRATION DATA

Start Cal Date : 26-JUN-2009 18:28
End Cal Date : 26-JUN-2009 21:13
Quant Method : ISTD
Target Version : 4.14
Integrator : Falcon
Method file : \\DenSvr03\Public\chem\GCS\GC_D2.i\0626091.B\8141A-1.m
Last Edit : 30-Jun-2009 12:45 GC_D2.i

Compound	0.2000000 Level 1	0.5000000 Level 2	1.0000 Level 3	2.0000 Level 4	3.0000 Level 5	4.0000 Level 6	Curve	Coefficients b	m1	m2	%RSD or R^2
	5.0000 Level 7										
28 Tetrachlorvinphos (Stirophos)	0.76814	0.74606	0.73464	0.83451	0.85233	0.85150					
	0.82648						AVRG		0.80195		6.32809
29 Tokuthion	1.50295	1.28283	1.29501	1.44234	1.39452	1.40891					
	1.37817						AVRG		1.38639		5.62055
30 Merphos-B (Merphos Oxone)	3884	7933	11676	34113	50056	65974					
	79809						WLINR	0.01044	0.32634		0.98820
31 Carbophenothion-methyl	14924	30542	55023	105577	167145	206137					
	266724						WLINR	-0.03349	1.03813		0.99979
32 Fensulfothion	8319	23000	51304	104440	185778	229856					
	295978						WLINR	0.04728	1.18751		0.99821
33 Bolstar / Famphur	1.54988	1.27794	1.32328	1.33835	1.27633	1.28540					
	1.23307						AVRG		1.32632		7.86825
34 Carbophenothion	1.57916	1.19992	1.27687	1.32336	1.26122	1.41398					
	1.25966						AVRG		1.33059		9.63398

NTC <-See Merphos

1/x

1/x

Table of Contents

TestAmerica

INITIAL CALIBRATION DATA

Start Cal Date : 26-JUN-2009 18:28
End Cal Date : 26-JUN-2009 21:13
Quant Method : ISTD
Target Version : 4.14
Integrator : Falcon
Method file : \\DenSvr03\Public\chem\GCS\GC_D2.i\0626091.B\8141A-1.m
Last Edit : 30-Jun-2009 12:45 GC_D2.i

Compound	0.2000000 Level 1	0.5000000 Level 2	1.0000 Level 3	2.0000 Level 4	3.0000 Level 5	4.0000 Level 6	Curve	Coefficients b	m1	m2	%RSD or R^2	
	5.0000 Level 7											
36 Phosmet	1.22087	1.01385	1.11032	1.20586	1.12340	1.16129						
	1.13672						AVRG		1.13890		6.04111	
37 EPN	9525	23196	48705	111165	171283	220388						$1/x^2$
	294020						WLINR	0.02456	1.11450		0.99317	
38 Azinphos-methyl	1.19565	1.13516	1.16767	1.28235	1.23551	1.26700						
	1.21185						AVRG		1.21360		4.33999	
40 Azinphos-ethyl	23154	43578	74071	134607	209971	253982						$1/x^2$
	318459						WLINR	-0.07409	1.26388		0.99928	
41 Coumaphos	1.00140	0.89806	0.92250	1.01947	1.01017	1.01013						
	0.99015						AVRG		0.97884		4.92558	
42 Merphos	1.61523	1.45962	1.38820	1.59026	1.52873	1.58626						
	1.49925						AVRG		1.52393		5.34513	
43 Total Demeton	1.94415	1.66775	1.60440	1.71838	1.66174	1.66727						
	1.68503						AVRG		1.70696		6.44185	

Table of Contents

TestAmerica

INITIAL CALIBRATION DATA

Start Cal Date : 26-JUN-2009 18:28
End Cal Date : 26-JUN-2009 21:13
Quant Method : ISTD
Target Version : 4.14
Integrator : Falcon
Method file : \\DenSvr03\Public\chem\GCS\GC_D2.i\0626091.B\8141A-1.m
Last Edit : 30-Jun-2009 12:45 GC_D2.i

Compound	0.2000000 Level 1	0.5000000 Level 2	1.0000 Level 3	2.0000 Level 4	3.0000 Level 5	4.0000 Level 6	Curve	Coefficients b	m1	m2	%RSD or R^2
	5.0000 Level 7										
$ 4 Chlormefos	2.28223	2.03679	2.00000	2.26084	2.35620	2.24671					
	2.15521						AVRG		2.19114		6.04132
$ 35 Triphenyl phosphate	1.09980	0.99217	0.96977	1.05450	0.99627	1.00900					
	0.95665						AVRG		1.01117		4.94580

Table of Contents

TestAmerica

INITIAL CALIBRATION DATA

Start Cal Date : 26-JUN-2009 18:28
End Cal Date : 26-JUN-2009 21:13
Quant Method : ISTD
Target Version : 4.14
Integrator : Falcon
Method file : \\DenSvr03\Public\chem\GCS\GC_D2.i\0626091.B\8141A-1.m
Last Edit : 30-Jun-2009 12:45 GC_D2.i

Curve	Formula	Units
Averaged	Amt = Rsp/m1	Response
Wt Linear	Amt = b + Rsp/m1	Response
Quad	Amt = b + m1*Rsp + m2*Rsp^2	Response

Table of Contents

un-2009 12:45

Calibration History

Method : \\DenSvr03\Public\chem\GCS\GC_D2.i\0626091.B\8141A-1.m
Start Cal Date: 26-JUN-2009 18:28
End Cal Date : 26-JUN-2009 21:13
Last Cal Level: 1
Last Cal Type : Continuing Calibration

Initial Calibration

Injection Date	Sublist	Calibration File
Cal Level: 1 , Cal Amount: 0.20000		
26-JUN-2009 21:13	8141A	\\DenSvr03\Public\chem\GCS\GC_D2.i\0626091.B\009F0901.D
Cal Level: 2 , Cal Amount: 0.50000		
26-JUN-2009 20:45	8141A	\\DenSvr03\Public\chem\GCS\GC_D2.i\0626091.B\008F0801.D
Cal Level: 3 , Cal Amount: 1.00000		
26-JUN-2009 20:18	8141A	\\DenSvr03\Public\chem\GCS\GC_D2.i\0626091.B\007F0701.D
Cal Level: 4 , Cal Amount: 2.00000		
26-JUN-2009 19:50	8141A	\\DenSvr03\Public\chem\GCS\GC_D2.i\0626091.B\006F0601.D
Cal Level: 5 , Cal Amount: 3.00000		
26-JUN-2009 19:23	8141A	\\DenSvr03\Public\chem\GCS\GC_D2.i\0626091.B\005F0501.D
Cal Level: 6 , Cal Amount: 4.00000		
26-JUN-2009 18:55	8141A	\\DenSvr03\Public\chem\GCS\GC_D2.i\0626091.B\004F0401.D
Cal Level: 7 , Cal Amount: 5.00000		
26-JUN-2009 18:28	8141A	\\DenSvr03\Public\chem\GCS\GC_D2.i\0626091.B\003F0301.D

Continuing Calibration

Scan Level Mode: GLOBAL LEVEL 4

26-JUN-2009 21:40	8141A	\\DenSvr03\Public\chem\GCS\GC_D2.i\0626091.B\010F1001.D
26-JUN-2009 19:50	8141A	\\DenSvr03\Public\chem\GCS\GC_D2.i\0626091.B\006F0601.D
26-JUN-2009 19:23	8141A	\\DenSvr03\Public\chem\GCS\GC_D2.i\0626091.B\005F0501.D

Report Date : 30-Jun-2009 12:58 Page 1

TestAmerica

INITIAL CALIBRATION DATA

Start Cal Date : 26-JUN-2009 18:28
End Cal Date : 26-JUN-2009 21:13
Quant Method : ISTD
Target Version : 4.14
Integrator : Falcon
Method file : \\DenSvr03\Public\chem\GCS\GC_D2.i\0626092.B\8141A-2.m
Last Edit : 30-Jun-2009 12:58 GC_D2.i

Calibration File Names:
Level 1: \\DenSvr03\Public\chem\GCS\GC_D2.i\0626092.B\009F0901.D
Level 2: \\DenSvr03\Public\chem\GCS\GC_D2.i\0626092.B\008F0801.D
Level 3: \\DenSvr03\Public\chem\GCS\GC_D2.i\0626092.B\007F0701.D
Level 4: \\DenSvr03\Public\chem\GCS\GC_D2.i\0626092.B\006F0601.D
Level 5: \\DenSvr03\Public\chem\GCS\GC_D2.i\0626092.B\005F0501.D SEE CALIBRATION HISTORY
Level 6: \\DenSvr03\Public\chem\GCS\GC_D2.i\0626092.B\004F0401.D
Level 7: \\DenSvr03\Public\chem\GCS\GC_D2.i\0626092.B\003F0301.D

Compound	0.2000000 Level 1	0.5000000 Level 2	1.0000 Level 3	2.0000 Level 4	3.0000 Level 5	4.0000 Level 6	Curve	Coefficients b	m1	m2	%RSD or R^2
	5.0000 Level 7										
1 o,o,o-TEPT	2.92648	2.44243	2.35582	2.65851	2.57132	2.61478					
	2.53900						AVRG		2.58691		7.02274
2 Dichlorvos	1.96421	1.82228	1.84036	2.17503	2.12732	2.04712					
	2.16332						AVRG		2.01995		7.32345
4 Mevinphos	1.44354	1.24995	1.21811	1.44363	1.32123	1.40873					
	1.43954						AVRG		1.36067		7.12634
5 Demeton-O	1.19821	1.29971	1.18493	1.34261	1.38930	1.37760					
	1.28370						AVRG		1.29658		6.26552

Table of Contents

TestAmerica

INITIAL CALIBRATION DATA

Start Cal Date : 26-JUN-2009 18:28
End Cal Date : 26-JUN-2009 21:13
Quant Method : ISTD
Target Version : 4.14
Integrator : Falcon
Method file : \\DenSvr03\Public\chem\GCS\GC_D2.i\0626092.B\8141A-2.m
Last Edit : 30-Jun-2009 12:58 GC_D2.i

Compound	0.2000000 Level 1	0.5000000 Level 2	1.0000 Level 3	2.0000 Level 4	3.0000 Level 5	4.0000 Level 6	Curve	Coefficients b	m1	m2	%RSD or R^2
	5.0000 Level 7										
6 Thionazin	2.15838	1.84195	1.93751	1.98059	2.08762	2.20076					
	2.03673						AVRG		2.03479		6.19054
7 Ethoprop	1.70034	1.41105	1.44674	1.51565	1.56615	1.54046					
	1.46268						AVRG		1.52044		6.33190
8 Phorate	1.89356	1.60276	1.58391	1.69691	1.82591	1.99241					
	1.74661						AVRG		1.76315		8.53946
9 Naled	94.00000	1666	10859	28010	46004	58330					
	78857						WLINR	0.13436	0.49080		0.99248
10 Sulfotepp	2.79835	2.53605	2.59328	2.75080	2.67397	2.68532					
	2.57687						AVRG		2.65923		3.59851
12 Simazine	0.36415	0.34683	0.35351	0.38559	0.39087	0.41510					
	0.41001						AVRG		0.38086		7.05346
13 Diazinon	12067	15923	49407	98649	155648	181790					
	228810						WLINR	0.01456	1.44446		0.99190

1/x

1/x

Table of Contents

TestAmerica

INITIAL CALIBRATION DATA

Start Cal Date : 26-JUN-2009 18:28
End Cal Date : 26-JUN-2009 21:13
Quant Method : ISTD
Target Version : 4.14
Integrator : Falcon
Method file : \\DenSvr03\Public\chem\GCS\GC_D2.i\0626092.B\8141A-2.m
Last Edit : 30-Jun-2009 12:58 GC_D2.i

Compound	0.2000000 Level 1	0.5000000 Level 2	1.0000 Level 3	2.0000 Level 4	3.0000 Level 5	4.0000 Level 6	Curve	Coefficients b	m1	m2	%RSD or R^2
	5.0000 Level 7										
14 Atrazine	5427	1231	21316	49088	85997	98759					
	128612						LINR	0.11621	0.83396		0.99221
15 Propazine	4880	8102	20907	43235	72628	85745					
	110050						WLINR	0.02910	0.68050		0.99492
16 Disulfoton	1.39584	1.32983	1.36835	1.41433	1.46581	1.46415					
	1.37843						AVRG		1.40239		3.56764
17 Demeton-S	667	15766	33785	70921	121463	157195					
	175573						WLINR	0.05954	1.76807		0.99272
18 Dimethoate	1.93513	1.88284	1.72920	1.81890	1.98388	1.88204					
	1.92489						AVRG		1.87955		4.46888
19 Ronnel	1.49381	1.09752	1.14631	1.23377	1.29336	1.31702					
	1.27410						AVRG		1.26513		10.15653
20 Merphos-A (Merphos)	0.73714	0.72841	0.76463	0.71117	0.75339	0.75359					
	0.62474						AVRG		0.72472		6.56840

1/x

1/x

Table of Contents

TestAmerica

INITIAL CALIBRATION DATA

Start Cal Date : 26-JUN-2009 18:28
End Cal Date : 26-JUN-2009 21:13
Quant Method : ISTD
Target Version : 4.14
Integrator : Falcon
Method file : \\DenSvr03\Public\chem\GCS\GC_D2.i\0626092.B\8141A-2.m
Last Edit : 30-Jun-2009 12:58 GC_D2.i

Compound	0.2000000 Level 1	0.5000000 Level 2	1.0000 Level 3	2.0000 Level 4	3.0000 Level 5	4.0000 Level 6	5.0000 Level 7	Curve	Coefficients b	Coefficients m1	Coefficients m2	%RSD or R^2
21 Chlorpyrifos	1.28253	1.15885	1.24944	1.20702	1.32365	1.38773	1.37311	AVRG		1.28319		6.60140
22 Fenthion	1.20874	1.15890	1.17283	1.16181	1.25398	1.18816	1.18668	AVRG		1.19016		2.76871
23 Trichloronate	6944	26053	49357	106326	170976	208762	296442	WLINR	0.05263	1.73863		0.99738
24 Anilazine	1634	2256	3581	6899	11039	13112	19108	LINR	-0.00058	0.10979		0.99085
25 Methyl Parathion	1.21391	1.12059	1.22102	1.33829	1.35198	1.32937	1.41908	AVRG		1.28489		8.00353
26 Malathion	1.23986	1.19694	1.15056	1.17724	1.17540	1.20726	1.27856	AVRG		1.20369		3.60449
27 Tokuthion	1.50291	1.31056	1.35261	1.35076	1.45106	1.48916	1.40826	AVRG		1.40933		5.28420

Table of Contents

TestAmerica

INITIAL CALIBRATION DATA

Start Cal Date : 26-JUN-2009 18:28
End Cal Date : 26-JUN-2009 21:13
Quant Method : ISTD
Target Version : 4.14
Integrator : Falcon
Method file : \\DenSvr03\Public\chem\GCS\GC_D2.i\0626092.B\8141A-2.m
Last Edit : 30-Jun-2009 12:58 GC_D2.i

Compound	0.2000000 Level 1	0.5000000 Level 2	1.0000 Level 3	2.0000 Level 4	3.0000 Level 5	4.0000 Level 6	5.0000 Level 7	Curve	Coefficients b	Coefficients m1	Coefficients m2	%RSD or R^2	
28 Parathion	1.27111	1.15628	1.24872	1.23420	1.30817	1.35972	1.28450	AVRG		1.26610		5.02432	
29 Merphos-B (Merphos Oxone)	3793	6271	15065	23458	40683	62127	65080	WLINR	-0.05169	0.21659		0.96366	<-NTC, see merphos
30 Tetrachlorvinphos (stirophos)	0.86036	0.73114	0.73243	0.80291	0.86664	0.87311	0.86651	AVRG		0.81902		7.82425	
31 Carbophenothion methyl	1.16513	1.02032	1.04699	1.17159	1.27808	1.26831	1.26700	AVRG		1.17392		9.08251	
32 Bolstar	1.33280	1.22387	1.19075	1.20601	1.27262	1.22830	1.20152	AVRG		1.23655		4.05030	
33 Carbophenothion	1.18442	1.13595	1.15332	1.18001	1.34689	1.22912	1.28180	AVRG		1.21593		6.21486	
35 Fensulfothion	0.88346	0.80409	0.88036	0.97346	0.94597	1.00424	0.92148	AVRG		0.91615		7.30438	

Table of Contents

TestAmerica

INITIAL CALIBRATION DATA

Start Cal Date : 26-JUN-2009 18:28
End Cal Date : 26-JUN-2009 21:13
Quant Method : ISTD
Target Version : 4.14
Integrator : Falcon
Method file : \\DenSvr03\Public\chem\GCS\GC_D2.i\0626092.B\8141A-2.m
Last Edit : 30-Jun-2009 12:58 GC_D2.i

Compound	0.2000000 Level 1	0.5000000 Level 2	1.0000 Level 3	2.0000 Level 4	3.0000 Level 5	4.0000 Level 6	5.0000 Level 7	Curve	Coefficients b	m1	m2	%RSD or R^2
37 Phosmet / EPN	19707	35826	68186	146012	207459	263604	330448	WLINR	-0.04262	1.00518		0.99785
38 Famphur	1.45536	1.20800	1.18770	1.39816	1.20947	1.39569	1.32805	AVRG		1.31178		8.35158
39 Azinphos-methyl	1.25589	1.08970	1.07858	1.30240	1.20427	1.27709	1.19199	AVRG		1.19999		7.33978
40 Azinphos-ethyl	1.14013	1.11628	1.12015	1.18786	1.16269	1.14594	1.12699	AVRG		1.14286		2.23350
41 Coumaphos	0.78930	0.81655	0.85887	0.90448	0.89897	0.94628	0.93653	AVRG		0.87871		6.77030
42 Merphos	1.56460	1.43887	1.64263	1.66880	1.73437	1.91569	1.70275	AVRG		1.66682		8.85773
43 Total Demeton	3533	23328	47171	100663	168375	213468	244812	WLINR	0.06780	1.63923		0.99469

Table of Contents

TestAmerica

INITIAL CALIBRATION DATA

Start Cal Date : 26-JUN-2009 18:28
End Cal Date : 26-JUN-2009 21:13
Quant Method : ISTD
Target Version : 4.14
Integrator : Falcon
Method file : \\DenSvr03\Public\chem\GCS\GC_D2.i\0626092.B\8141A-2.m
Last Edit : 30-Jun-2009 12:58 GC_D2.i

Compound	0.2000000 Level 1	0.5000000 Level 2	1.0000 Level 3	2.0000 Level 4	3.0000 Level 5	4.0000 Level 6	5.0000 Level 7	Curve	Coefficients b	m1	m2	%RSD or R^2
$ 3 Chlormefos	2.19506	1.83698	1.78322	2.03418	2.29040	2.05386						
	2.04016							AVRG		2.03341		8.83890
$ 34 Triphenyl phosphate	1.10969	0.86972	0.91132	1.07710	1.01080	0.99885						
	1.00703							AVRG		0.99779		8.47904

Table of Contents

TestAmerica

INITIAL CALIBRATION DATA

Start Cal Date : 26-JUN-2009 18:28
End Cal Date : 26-JUN-2009 21:13
Quant Method : ISTD
Target Version : 4.14
Integrator : Falcon
Method file : \\DenSvr03\Public\chem\GCS\GC_D2.i\0626092.B\8141A-2.m
Last Edit : 30-Jun-2009 12:58 GC_D2.i

Curve	Formula	Units
Averaged	Amt = Rsp/ml	Response
Linear	Amt = b + Rsp/ml	Response
Wt Linear	Amt = b + Rsp/ml	Response

Table of Contents

un-2009 12:58

Calibration History

Method : \\DenSvr03\Public\chem\GCS\GC_D2.i\0626092.B\8141A-2.m
Start Cal Date: 26-JUN-2009 18:28
End Cal Date : 26-JUN-2009 21:13
Last Cal Level: 1
Last Cal Type : Continuing Calibration

Initial Calibration

Injection Date	Sublist	Calibration File
Cal Level: 1 , Cal Amount: 0.20000		
26-JUN-2009 21:13	8141A	\\DenSvr03\Public\chem\GCS\GC_D2.i\0626092.B\009F0901.D
Cal Level: 2 , Cal Amount: 0.50000		
26-JUN-2009 20:45	8141A	\\DenSvr03\Public\chem\GCS\GC_D2.i\0626092.B\008F0801.D
Cal Level: 3 , Cal Amount: 1.00000		
26-JUN-2009 20:18	8141A	\\DenSvr03\Public\chem\GCS\GC_D2.i\0626092.B\007F0701.D
Cal Level: 4 , Cal Amount: 2.00000		
26-JUN-2009 19:50	8141A	\\DenSvr03\Public\chem\GCS\GC_D2.i\0626092.B\006F0601.D
Cal Level: 5 , Cal Amount: 3.00000		
26-JUN-2009 19:23	8141A	\\DenSvr03\Public\chem\GCS\GC_D2.i\0626092.B\005F0501.D
Cal Level: 6 , Cal Amount: 4.00000		
26-JUN-2009 18:55	8141A	\\DenSvr03\Public\chem\GCS\GC_D2.i\0626092.B\004F0401.D
Cal Level: 7 , Cal Amount: 5.00000		
26-JUN-2009 18:28	8141A	\\DenSvr03\Public\chem\GCS\GC_D2.i\0626092.B\003F0301.D

Continuing Calibration

GLOBAL LEVEL 4

26-JUN-2009 21:40	8141A	\\DenSvr03\Public\chem\GCS\GC_D2.i\0626092.B\010F1001.D
26-JUN-2009 19:50	8141A	\\DenSvr03\Public\chem\GCS\GC_D2.i\0626092.B\006F0601.D
26-JUN-2009 19:23	8141A	\\DenSvr03\Public\chem\GCS\GC_D2.i\0626092.B\005F0501.D

Data File: \\DenSvr03\Public\chem\GCS\GC_D2.i\0626091.B/010F1001.D
Report Date: 06/30/2009

CONTINUING CALIBRATION COMPOUNDS
PERCENT DRIFT REPORT

Instrument ID: GC_D2.i
Lab File ID: 010F1001.D
Analysis Type: NONE

Injection Date: 26-JUN-2009 21:40
Lab Sample ID: OPP SS GSV0633
Method File: \\DenSvr03\Public\chem\GCS\GC_D2

	COMPOUND	EXPECTED CONC.	MEASURED CONC.	%D	MAX %D	
1	o,o,o-TEPT	2.0000	2.0577	2.9	15.0	
2	Dichlorvos	2.0000	1.9061	4.7	15.0	
3	Mevinphos	2.0000	1.6977	15.1	15.0	<- OK
4	Chlormefos	2.0000	1.7808	11.0	15.0	
5	Thionazin	2.0000	1.9740	1.3	15.0	
6	Demeton-O	0.6500	1.8707	187.8	15.0	<- OK, see total demeton
7	Ethoprop	2.0000	2.0536	2.7	15.0	
8	Naled	2.0000	1.1983	40.1	15.0	<-
9	Sulfotepp	2.0000	1.7932	10.3	15.0	
10	Phorate	2.0000	2.0180	0.9	15.0	
11	Dimethoate	2.0000	2.0859	4.3	15.0	
12	Demeton-S	1.3600	0.2313	83.0	15.0	<- OK, see total demeton
13	Simazine	2.0000	2.6218	31.1	15.0	<-
14	Atrazine	2.0000	1.9566	2.2	15.0	
15	propazine	2.0000	1.9127	4.4	15.0	
17	Disulfoton	2.0000	1.5890	20.6	15.0	<-
16	Diazinon	2.0000	2.1583	7.9	15.0	
18	Methyl Parathion	2.0000	2.0404	2.0	15.0	
19	Ronnel	2.0000	2.1513	7.6	15.0	
20	Malathion	2.0000	1.6248	18.8	15.0	<-
21	Fenthion	2.0000	1.8840	5.8	15.0	
22	Parathion	2.0000	1.9436	2.8	15.0	
23	Chlorpyrifos	2.0000	1.9720	1.4	15.0	
24	Trichloronate	2.0000	1.8619	6.9	15.0	
25	Anilazine	2.0000	1.0151	49.2	15.0	<-
148	Merphos-A (Merphos)	2.0000	0.4078	79.6	999.0	
26	Tetrachlorvinphos (Stirophos)	2.0000	2.0880	4.4	15.0	
28	Tokuthion	2.0000	2.0254	1.3	15.0	
149	Merphos-B (Merphos Oxone)	2.0000	6.6232	231.2	999.0	
29	Carbophenothion-methyl	2.0000	1.3536	32.3	15.0	<-
29	Fensulfothion	2.0000	1.9235	3.8	15.0	
30	Bolstar / Famphur	4.0000	4.0636	1.6	15.0	
32	Carbophenothion	2.0000	1.8639	6.8	15.0	
31	Triphenyl phosphate	2.0000	1.7170	14.2	15.0	
34	Phosmet	2.0000	1.6471	17.6	15.0	<-
32	EPN	2.0000	1.7931	10.3	15.0	
33	Azinphos-methyl	2.0000	1.9226	3.9	15.0	
35	Azinphos-ethyl	2.0000	1.8331	8.3	15.0	
36	Coumaphos	2.0000	2.0063	0.3	15.0	

Data File: \\DenSvr03\Public\chem\GCS\GC_D2.i\0626091.B/010F1001.D
Report Date: 06/30/2009

CONTINUING CALIBRATION COMPOUNDS
PERCENT DRIFT REPORT

Instrument ID: GC_D2.i
Lab File ID: 010F1001.D
Analysis Type: NONE

Injection Date: 26-JUN-2009 21:40
Lab Sample ID: OPP SS GSV0633
Method File: \\DenSvr03\Public\chem\GCS\GC_D2

COMPOUND	EXPECTED CONC.	MEASURED CONC.	%D	MAX %D
27 Merphos	2.0000	1.7215	13.9	15.0
40 Total Demeton	2.0000	2.1021	5.1	15.0

Average %D = 23.4

Data File: \\DenSvr03\Public\chem\GCS\GC_D2.i\0626092.B/010F1001.D
Report Date: 06/30/2009

CONTINUING CALIBRATION COMPOUNDS
PERCENT DRIFT REPORT

Instrument ID: GC_D2.i
Lab File ID: 010F1001.D
Analysis Type: NONE

Injection Date: 26-JUN-2009 21:40
Lab Sample ID: OPP SS GSV0633
Method File: \\DenSvr03\Public\chem\GCS\GC_D2

	COMPOUND	EXPECTED CONC.	MEASURED CONC.	%D	MAX %D	
1	o,o,o-TEPT	2.0000	2.0069	0.3	15.0	
2	Dichlorvos	2.0000	1.7707	11.5	15.0	
3	Chlormefos	2.0000	1.6957	15.2	15.0	<- ok
4	Mevinphos	2.0000	1.8364	8.2	15.0	
5	Demeton-O	0.6500	2.0472	215.0	15.0	<- ok, see total demeton
6	Thionazin	2.0000	1.8758	6.2	15.0	
7	Ethoprop	2.0000	1.8962	5.2	15.0	
8	Phorate	2.0000	1.9509	2.5	15.0	
10	Naled	2.0000	1.0486	47.6	15.0	<-
146	Sulfotepp	2.0000	1.7143	14.3	15.0	
10	Simazine	2.0000	3.6013	80.1	15.0	<-
12	Diazinon	2.0000	2.0803	4.0	15.0	
150	Atrazine	2.0000	1.9693	1.5	15.0	
13	Propazine	2.0000	1.8742	6.3	15.0	
14	Disulfoton	2.0000	1.6970	15.1	15.0	<- ok
15	Demeton-S	1.3600	0.2011	85.2	15.0	<- ok, see total demeto
16	Dimethoate	2.0000	1.8701	6.5	15.0	
17	Ronnel	2.0000	2.0112	0.6	15.0	
148	Merphos-A (Merphos)	2.0000	0.5348	73.3	999.0	
18	Chlorpyrifos	2.0000	2.1084	5.4	15.0	
19	Fenthion	2.0000	2.0634	3.2	15.0	
20	Trichloronate	2.0000	1.8617	6.9	15.0	
21	Anilazine	2.0000	1.2425	37.9	15.0	<-
23	Methyl Parathion	2.0000	2.0228	1.1	15.0	
24	Malathion	2.0000	1.5362	23.2	15.0	<-
25	Tokuthion	2.0000	1.8925	5.4	15.0	
26	Parathion	2.0000	2.1337	6.7	15.0	
149	Merphos-B (Merphos Oxone)	2.0000	5.0080	150.4	999.0	
27	Tetrachlorvinphos (stirophos)	2.0000	2.0814	4.1	15.0	
28	Carbophenothion methyl	2.0000	1.2466	37.7	15.0	<-
28	Bolstar	2.0000	2.0778	3.9	15.0	
30	Carbophenothion	2.0000	1.7496	12.5	15.0	
29	Triphenyl phosphate	2.0000	1.7275	13.6	15.0	
30	Fensulfothion	2.0000	2.0824	4.1	15.0	
35	Phosmet / EPN	4.0000	3.4695	13.3	15.0	
33	Famphur	2.0000	1.7579	12.1	15.0	
34	Azinphos-methyl	2.0000	1.8108	9.5	15.0	
35	Azinphos-ethyl	2.0000	1.7982	10.1	15.0	
36	Coumaphos	2.0000	1.9588	2.1	15.0	

Data File: \\DenSvr03\Public\chem\GCS\GC_D2.i\0626092.B/010F1001.D
Report Date: 06/30/2009

CONTINUING CALIBRATION COMPOUNDS
PERCENT DRIFT REPORT

Instrument ID: GC_D2.i
Lab File ID: 010F1001.D
Analysis Type: NONE

Injection Date: 26-JUN-2009 21:40
Lab Sample ID: OPP SS GSV0633
Method File: \\DenSvr03\Public\chem\GCS\GC_D2

COMPOUND	EXPECTED CONC.	MEASURED CONC.	%D	MAX %D	
22 Merphos	2.0000	1.6146	19.3	15.0	<-
40 Total Demeton	2.0000	2.2483	12.4	15.0	

Average %D = 24.2

Data File: \\DenSvr03\Public\chem\GCS\GC_D2.i\0630091.B/003F0301.D
Report Date: 07/01/2009

CONTINUING CALIBRATION COMPOUNDS
PERCENT DRIFT REPORT

Instrument ID: GC_D2.i Injection Date: 30-JUN-2009 18:02
Lab File ID: 003F0301.D Lab Sample ID: OPP L5 GSV0635
Analysis Type: NONE Method File: \\DenSvr03\Public\chem\GCS\GC_D2.i\0

	COMPOUND	EXPECTED CONC.	MEASURED CONC.	%D	MAX %D	
1	o,o,o-TEPT	3.0000	2.5978	13.4	15.0	
2	Dichlorvos	3.0000	2.6597	11.3	15.0	
3	Mevinphos	3.0000	2.2795	24.0	15.0	<-
4	Chlormefos	3.0000	2.9907	0.3	15.0	
5	Thionazin	3.0000	2.8752	4.2	15.0	
6	Demeton-O	0.9750	0.8908	8.6	15.0	
7	Ethoprop	3.0000	2.9913	0.3	15.0	
8	Naled	3.0000	1.7347	42.2	15.0	<-
9	Sulfotepp	3.0000	2.9790	0.7	15.0	
10	Phorate	3.0000	2.8695	4.3	15.0	
11	Dimethoate	3.0000	2.6717	10.9	15.0	
12	Demeton-S	2.0400	1.9585	4.0	15.0	
13	Simazine	3.0000	3.2511	8.4	15.0	
14	Atrazine	3.0000	3.2673	8.9	15.0	
15	propazine	3.0000	3.1106	3.7	15.0	
17	Disulfoton	3.0000	2.8372	5.4	15.0	
16	Diazinon	3.0000	2.9669	1.1	15.0	
18	Methyl Parathion	3.0000	2.9104	3.0	15.0	
19	Ronnel	3.0000	2.7151	9.5	15.0	
20	Malathion	3.0000	2.7685	7.7	15.0	
21	Fenthion	3.0000	2.8905	3.7	15.0	
22	Parathion	3.0000	2.9299	2.3	15.0	
23	Chlorpyrifos	3.0000	2.9165	2.8	15.0	
24	Trichloronate	3.0000	3.0693	2.3	15.0	
25	Anilazine	3.0000	2.2391	25.4	15.0	<-
148	Merphos-A (Merphos)	3.0000	3.0055	0.2	999.0	
26	Tetrachlorvinphos (Stirophos)	3.0000	2.2950	23.5	15.0	<-
28	Tokuthion	3.0000	3.0437	1.5	15.0	
149	Merphos-B (Merphos Oxone)	3.0000	3.2124	7.1	999.0	
29	Carbophenothion-methyl	3.0000	2.8159	6.1	15.0	
29	Fensulfothion	3.0000	2.7123	9.6	15.0	
30	Bolstar / Famphur	6.0000	5.5768	7.1	15.0	
32	Carbophenothion	3.0000	2.7897	7.0	15.0	
31	Triphenyl phosphate	3.0000	2.9480	1.7	15.0	
34	Phosmet	3.0000	2.5856	13.8	15.0	
32	EPN	3.0000	2.8244	5.9	15.0	
33	Azinphos-methyl	3.0000	2.4492	18.4	15.0	<-
35	Azinphos-ethyl	3.0000	2.7654	7.8	15.0	
36	Coumaphos	3.0000	2.7726	7.6	15.0	

Data File: \\DenSvr03\Public\chem\GCS\GC_D2.i\0630091.B/003F0301.D
Report Date: 07/01/2009

CONTINUING CALIBRATION COMPOUNDS
PERCENT DRIFT REPORT

Instrument ID: GC_D2.i
Lab File ID: 003F0301.D
Analysis Type: NONE

Injection Date: 30-JUN-2009 18:02
Lab Sample ID: OPP L5 GSV0635
Method File: \\DenSvr03\Public\chem\GCS\GC_D2.i\0

COMPOUND	EXPECTED CONC.	MEASURED CONC.	%D	MAX %D
27 Merphos	3.0000	3.0632	2.1	15.0
40 Total Demeton	3.0000	2.8493	5.0	15.0

Average %D = 8.12

Data File: \\DenSvr03\Public\chem\GCS\GC_D2.i\0630092.B/003F0301.D
Report Date: 07/01/2009

CONTINUING CALIBRATION COMPOUNDS
PERCENT DRIFT REPORT

Instrument ID: GC_D2.i
Lab File ID: 003F0301.D
Analysis Type: NONE

Injection Date: 30-JUN-2009 18:02
Lab Sample ID: OPP L5 GSV0635
Method File: \\DenSvr03\Public\chem\GCS\GC_D2.i\0

	COMPOUND	EXPECTED CONC.	MEASURED CONC.	%D	MAX %D	
1	o,o,o-TEPT	3.0000	2.7911	7.0	15.0	
2	Dichlorvos	3.0000	2.8522	4.9	15.0	
3	Chlormefos	3.0000	3.1018	3.4	15.0	
4	Mevinphos	3.0000	2.6929	10.2	15.0	
5	Demeton-O	0.9750	0.9528	2.3	15.0	
6	Thionazin	3.0000	2.8797	4.0	15.0	
7	Ethoprop	3.0000	2.8971	3.4	15.0	
8	Phorate	3.0000	2.7764	7.5	15.0	
10	Naled	3.0000	2.2231	25.9	15.0	<-
146	Sulfotepp	3.0000	2.8394	5.4	15.0	
10	Simazine	3.0000	3.1333	4.4	15.0	
12	Diazinon	3.0000	2.9694	1.0	15.0	
150	Atrazine	3.0000	2.9092	3.0	15.0	
13	Propazine	3.0000	3.0129	0.4	15.0	
14	Disulfoton	3.0000	2.9554	1.5	15.0	
15	Demeton-S	2.0400	1.7703	13.2	15.0	
16	Dimethoate	3.0000	2.6958	10.1	15.0	
17	Ronnel	3.0000	2.7545	8.2	15.0	
148	Merphos-A (Merphos)	3.0000	3.2618	8.7	999.0	
18	Chlorpyrifos	3.0000	3.0023	0.1	15.0	
19	Fenthion	3.0000	2.9090	3.0	15.0	
20	Trichloronate	3.0000	2.9046	3.2	15.0	
21	Anilazine	3.0000	2.5089	16.4	15.0	<-
23	Methyl Parathion	3.0000	2.7081	9.7	15.0	
24	Malathion	3.0000	2.8376	5.4	15.0	
25	Tokuthion	3.0000	2.9545	1.5	15.0	
26	Parathion	3.0000	2.9783	0.7	15.0	
149	Merphos-B (Merphos Oxone)	3.0000	2.9480	1.7	999.0	
27	Tetrachlorvinphos (stirophos)	3.0000	2.4871	17.1	15.0	<-
28	Carbophenothion methyl	3.0000	2.9428	1.9	15.0	
28	Bolstar	3.0000	3.0766	2.6	15.0	
30	Carbophenothion	3.0000	3.1923	6.4	15.0	
29	Triphenyl phosphate	3.0000	3.0268	0.9	15.0	
30	Fensulfothion	3.0000	2.8481	5.1	15.0	
35	Phosmet / EPN	6.0000	5.4707	8.8	15.0	
33	Famphur	3.0000	2.8225	5.9	15.0	
34	Azinphos-methyl	3.0000	2.6624	11.3	15.0	
35	Azinphos-ethyl	3.0000	2.7366	8.8	15.0	
36	Coumaphos	3.0000	2.6460	11.8	15.0	

Data File: \\DenSvr03\Public\chem\GCS\GC_D2.i\0630092.B/003F0301.D
eport Date: 07/01/2009

CONTINUING CALIBRATION COMPOUNDS
PERCENT DRIFT REPORT

nstrument ID: GC_D2.i
ab File ID: 003F0301.D
nalysis Type: NONE

Injection Date: 30-JUN-2009 18:02
Lab Sample ID: OPP L5 GSV0635
Method File: \\DenSvr03\Public\chem\GCS\GC_D2.i\0

COMPOUND	EXPECTED CONC.	MEASURED CONC.	%D	MAX %D
22 Merphos	3.0000	3.0164	0.5	15.0
40 Total Demeton	3.0000	2.7231	9.2	15.0

Average %D = 6.26

Data File: \\DenSvr03\Public\chem\GCS\GC_D2.i\0630091.B/016F1601.D
Report Date: 07/01/2009

CONTINUING CALIBRATION COMPOUNDS
PERCENT DRIFT REPORT

Instrument ID: GC_D2.i
Lab File ID: 016F1601.D
Analysis Type: NONE

Injection Date: 30-JUN-2009 23:58
Lab Sample ID: OPP L5 GSV0635
Method File: \\DenSvr03\Public\chem\GCS\GC_D2.i\0

	COMPOUND	EXPECTED CONC.	MEASURED CONC.	%D	MAX %D
1	o,o,o-TEPT	3.0000	2.7723	7.6	15.0
2	Dichlorvos	3.0000	2.6730	10.9	15.0
3	Mevinphos	3.0000	2.8232	5.9	15.0
4	Chlormefos	3.0000	3.1451	4.8	15.0
5	Thionazin	3.0000	2.9579	1.4	15.0
6	Demeton-O	0.9750	0.9032	7.4	15.0
7	Ethoprop	3.0000	3.0852	2.8	15.0
8	Naled	3.0000	2.5947	13.5	15.0
9	Sulfotepp	3.0000	3.1503	5.0	15.0
10	Phorate	3.0000	2.9700	1.0	15.0
11	Dimethoate	3.0000	2.9654	1.2	15.0
12	Demeton-S	2.0400	2.1190	3.9	15.0
13	Simazine	3.0000	2.9385	2.1	15.0
14	Atrazine	3.0000	3.2208	7.4	15.0
15	propazine	3.0000	3.1414	4.7	15.0
17	Disulfoton	3.0000	3.0303	1.0	15.0
16	Diazinon	3.0000	3.0626	2.1	15.0
18	Methyl Parathion	3.0000	3.1469	4.9	15.0
19	Ronnel	3.0000	2.6769	10.8	15.0
20	Malathion	3.0000	3.0648	2.2	15.0
21	Fenthion	3.0000	3.0279	0.9	15.0
22	Parathion	3.0000	3.1691	5.6	15.0
23	Chlorpyrifos	3.0000	3.0843	2.8	15.0
24	Trichloronate	3.0000	3.1824	6.1	15.0
25	Anilazine	3.0000	2.6149	12.8	15.0
148	Merphos-A (Merphos)	3.0000	3.1037	3.5	999.0
26	Tetrachlorvinphos (Stirophos)	3.0000	2.5874	13.8	15.0
28	Tokuthion	3.0000	3.2174	7.2	15.0
149	Merphos-B (Merphos Oxone)	3.0000	3.8489	28.3	999.0
29	Carbophenothion-methyl	3.0000	3.0763	2.5	15.0
29	Fensulfothion	3.0000	2.9388	2.0	15.0
30	Bolstar / Famphur	6.0000	5.9973	0.0	15.0
32	Carbophenothion	3.0000	3.0314	1.0	15.0
31	Triphenyl phosphate	3.0000	3.1662	5.5	15.0
34	Phosmet	3.0000	2.8691	4.4	15.0
32	EPN	3.0000	3.2340	7.8	15.0
33	Azinphos-methyl	3.0000	2.7279	9.1	15.0
35	Azinphos-ethyl	3.0000	2.9005	3.3	15.0
36	Coumaphos	3.0000	3.1738	5.8	15.0

Data File: \\DenSvr03\Public\chem\GCS\GC_D2.i\0630091.B/016F1601.D
Report Date: 07/01/2009

CONTINUING CALIBRATION COMPOUNDS
PERCENT DRIFT REPORT

Instrument ID: GC_D2.i
Lab File ID: 016F1601.D
Analysis Type: NONE

Injection Date: 30-JUN-2009 23:58
Lab Sample ID: OPP L5 GSV0635
Method File: \\DenSvr03\Public\chem\GCS\GC_D2.i\0

COMPOUND	EXPECTED CONC.	MEASURED CONC.	%D	MAX %D
27 Merphos	3.0000	3.2773	9.2	15.0
40 Total Demeton	3.0000	3.0223	0.7	15.0

Average %D = 5.68

Data File: \\DenSvr03\Public\chem\GCS\GC_D2.i\0630092.B/016F1601.D
Report Date: 07/01/2009

CONTINUING CALIBRATION COMPOUNDS
PERCENT DRIFT REPORT

Instrument ID: GC_D2.i
Lab File ID: 016F1601.D
Analysis Type: NONE

Injection Date: 30-JUN-2009 23:58
Lab Sample ID: OPP L5 GSV0635
Method File: \\DenSvr03\Public\chem\GCS\GC_D2.i\0

	COMPOUND	EXPECTED CONC.	MEASURED CONC.	%D	MAX %D	
1	o,o,o-TEPT	3.0000	2.6368	12.1	15.0	
2	Dichlorvos	3.0000	2.6533	11.6	15.0	
3	Chlormefos	3.0000	2.7861	7.1	15.0	
4	Mevinphos	3.0000	2.9664	1.1	15.0	
5	Demeton-O	0.9750	0.9882	1.4	15.0	
6	Thionazin	3.0000	2.9204	2.7	15.0	
7	Ethoprop	3.0000	2.7651	7.8	15.0	
8	Phorate	3.0000	3.1758	5.9	15.0	
10	Naled	3.0000	2.7153	9.5	15.0	
146	Sulfotepp	3.0000	2.9573	1.4	15.0	
10	Simazine	3.0000	2.8191	6.0	15.0	
12	Diazinon	3.0000	2.9603	1.3	15.0	
150	Atrazine	3.0000	3.1422	4.7	15.0	
13	Propazine	3.0000	3.1299	4.3	15.0	
14	Disulfoton	3.0000	3.0092	0.3	15.0	
15	Demeton-S	2.0400	2.0058	1.7	15.0	
16	Dimethoate	3.0000	2.9403	2.0	15.0	
17	Ronnel	3.0000	2.6683	11.1	15.0	
148	Merphos-A (Merphos)	3.0000	3.0026	0.1	999.0	
18	Chlorpyrifos	3.0000	2.9514	1.6	15.0	
19	Fenthion	3.0000	2.9426	1.9	15.0	
20	Trichloronate	3.0000	2.8904	3.7	15.0	
21	Anilazine	3.0000	2.0686	31.0	15.0	<-
23	Methyl Parathion	3.0000	3.0026	0.1	15.0	
24	Malathion	3.0000	3.0056	0.2	15.0	
25	Tokuthion	3.0000	2.9507	1.6	15.0	
26	Parathion	3.0000	3.0408	1.4	15.0	
149	Merphos-B (Merphos Oxone)	3.0000	3.0460	1.5	999.0	
27	Tetrachlorvinphos (stirophos)	3.0000	2.6185	12.7	15.0	
28	Carbophenothion methyl	3.0000	3.0418	1.4	15.0	
28	Bolstar	3.0000	3.1319	4.4	15.0	
30	Carbophenothion	3.0000	3.4194	14.0	15.0	
29	Triphenyl phosphate	3.0000	3.1849	6.2	15.0	
30	Fensulfothion	3.0000	2.7512	8.3	15.0	
35	Phosmet / EPN	6.0000	5.6974	5.0	15.0	
33	Famphur	3.0000	2.7294	9.0	15.0	
34	Azinphos-methyl	3.0000	2.5817	13.9	15.0	
35	Azinphos-ethyl	3.0000	2.8420	5.3	15.0	
36	Coumaphos	3.0000	3.0500	1.7	15.0	

Data File: \\DenSvr03\Public\chem\GCS\GC_D2.i\0630092.B/016F1601.D
eport Date: 07/01/2009

CONTINUING CALIBRATION COMPOUNDS
PERCENT DRIFT REPORT

nstrument ID: GC_D2.i
ab File ID: 016F1601.D
nalysis Type: NONE

Injection Date: 30-JUN-2009 23:58
Lab Sample ID: OPP L5 GSV0635
Method File: \\DenSvr03\Public\chem\GCS\GC_D2.i\0

COMPOUND	EXPECTED CONC.	MEASURED CONC.	%D	MAX %D
22 Merphos	3.0000	2.9883	0.4	15.0
40 Total Demeton	3.0000	2.9940	0.2	15.0

Average %D = 5.31

Data File: \\DenSvr03\Public\chem\GCS\GC_D2.i\0630091.B/024F2401.D
Report Date: 07/01/2009

CONTINUING CALIBRATION COMPOUNDS
PERCENT DRIFT REPORT

Instrument ID: GC_D2.i
Lab File ID: 024F2401.D
Analysis Type: NONE

Injection Date: 01-JUL-2009 03:37
Lab Sample ID: OPP L5 GSV0635
Method File: \\DenSvr03\Public\chem\GCS\GC_D2.i\0

	COMPOUND	EXPECTED CONC.	MEASURED CONC.	%D	MAX %D	
1	o,o,o-TEPT	3.0000	2.8238	5.9	15.0	
2	Dichlorvos	3.0000	2.6647	11.2	15.0	
3	Mevinphos	3.0000	2.6783	10.7	15.0	
4	Chlormefos	3.0000	3.0124	0.4	15.0	
5	Thionazin	3.0000	2.9851	0.5	15.0	
6	Demeton-O	0.9750	0.9365	3.9	15.0	
7	Ethoprop	3.0000	3.2757	9.2	15.0	
8	Naled	3.0000	2.6708	11.0	15.0	
9	Sulfotepp	3.0000	3.2408	8.0	15.0	
10	Phorate	3.0000	3.1880	6.3	15.0	
11	Dimethoate	3.0000	3.1315	4.4	15.0	
12	Demeton-S	2.0400	2.2708	11.3	15.0	
13	Simazine	3.0000	3.4613	15.4	15.0	<-
14	Atrazine	3.0000	3.4039	13.5	15.0	
15	propazine	3.0000	3.2361	7.9	15.0	
17	Disulfoton	3.0000	2.9931	0.2	15.0	
16	Diazinon	3.0000	3.1975	6.6	15.0	
18	Methyl Parathion	3.0000	3.1575	5.3	15.0	
19	Ronnel	3.0000	3.0628	2.1	15.0	
20	Malathion	3.0000	3.1102	3.7	15.0	
21	Fenthion	3.0000	3.1014	3.4	15.0	
22	Parathion	3.0000	3.1602	5.3	15.0	
23	Chlorpyrifos	3.0000	3.1772	5.9	15.0	
24	Trichloronate	3.0000	3.2378	7.9	15.0	
25	Anilazine	3.0000	2.4443	18.5	15.0	<-
148	Merphos-A (Merphos)	3.0000	3.2869	9.6	999.0	
26	Tetrachlorvinphos (Stirophos)	3.0000	2.6841	10.5	15.0	
28	Tokuthion	3.0000	3.2593	8.6	15.0	
149	Merphos-B (Merphos Oxone)	3.0000	3.6071	20.2	999.0	
29	Carbophenothion-methyl	3.0000	3.0811	2.7	15.0	
29	Fensulfothion	3.0000	2.8678	4.4	15.0	
30	Bolstar / Famphur	6.0000	6.0135	0.2	15.0	
32	Carbophenothion	3.0000	3.0327	1.1	15.0	
31	Triphenyl phosphate	3.0000	3.2408	8.0	15.0	
34	Phosmet	3.0000	2.8477	5.1	15.0	
32	EPN	3.0000	3.1699	5.7	15.0	
33	Azinphos-methyl	3.0000	2.7448	8.5	15.0	
35	Azinphos-ethyl	3.0000	2.9955	0.1	15.0	
36	Coumaphos	3.0000	2.9444	1.9	15.0	

Data File: \\DenSvr03\Public\chem\GCS\GC_D2.i\0630091.B/024F2401.D
Report Date: 07/01/2009

CONTINUING CALIBRATION COMPOUNDS
PERCENT DRIFT REPORT

Instrument ID: GC_D2.i
Lab File ID: 024F2401.D
Analysis Type: NONE

Injection Date: 01-JUL-2009 03:37
Lab Sample ID: OPP L5 GSV0635
Method File: \\DenSvr03\Public\chem\GCS\GC_D2.i\0

COMPOUND	EXPECTED CONC.	MEASURED CONC.	%D	MAX %D
27 Merphos	3.0000	3.3705	12.4	15.0
40 Total Demeton	3.0000	3.2073	6.9	15.0

Average %D = 6.94

Data File: \\DenSvr03\Public\chem\GCS\GC_D2.i\0630092.B/024F2401.D
Report Date: 07/01/2009

CONTINUING CALIBRATION COMPOUNDS
PERCENT DRIFT REPORT

Instrument ID: GC_D2.i Injection Date: 01-JUL-2009 03:37
Lab File ID: 024F2401.D Lab Sample ID: OPP L5 GSV0635
Analysis Type: NONE Method File: \\DenSvr03\Public\chem\GCS\GC_D2.i\0

	COMPOUND	EXPECTED CONC.	MEASURED CONC.	%D	MAX %D
1	o,o,o-TEPT	3.0000	2.9074	3.1	15.0
2	Dichlorvos	3.0000	2.9194	2.7	15.0
3	Chlormefos	3.0000	3.2045	6.8	15.0
4	Mevinphos	3.0000	3.1521	5.1	15.0
5	Demeton-O	0.9750	1.0170	4.3	15.0
6	Thionazin	3.0000	3.0797	2.7	15.0
7	Ethoprop	3.0000	2.9643	1.2	15.0
8	Phorate	3.0000	3.2740	9.1	15.0
10	Naled	3.0000	2.7022	9.9	15.0
146	Sulfotepp	3.0000	3.0983	3.3	15.0
10	Simazine	3.0000	3.0104	0.3	15.0
12	Diazinon	3.0000	3.0986	3.3	15.0
150	Atrazine	3.0000	2.8489	5.0	15.0
13	Propazine	3.0000	2.9660	1.1	15.0
14	Disulfoton	3.0000	3.2392	8.0	15.0
15	Demeton-S	2.0400	2.2807	11.8	15.0
16	Dimethoate	3.0000	2.6773	10.8	15.0
17	Ronnel	3.0000	2.8706	4.3	15.0
148	Merphos-A (Merphos)	3.0000	3.0536	1.8	999.0
18	Chlorpyrifos	3.0000	3.2230	7.4	15.0
19	Fenthion	3.0000	3.0566	1.9	15.0
20	Trichloronate	3.0000	3.0477	1.6	15.0
21	Anilazine	3.0000	2.7239	9.2	15.0
23	Methyl Parathion	3.0000	2.9473	1.8	15.0
24	Malathion	3.0000	3.1918	6.4	15.0
25	Tokuthion	3.0000	3.1879	6.3	15.0
26	Parathion	3.0000	3.2449	8.2	15.0
149	Merphos-B (Merphos Oxone)	3.0000	3.4902	16.3	999.0
27	Tetrachlorvinphos (stirophos)	3.0000	2.7179	9.4	15.0
28	Carbophenothion methyl	3.0000	3.1041	3.5	15.0
28	Bolstar	3.0000	3.2995	10.0	15.0
30	Carbophenothion	3.0000	3.4309	14.4	15.0
29	Triphenyl phosphate	3.0000	3.1604	5.3	15.0
30	Fensulfothion	3.0000	2.7651	7.8	15.0
35	Phosmet / EPN	6.0000	5.8050	3.2	15.0
33	Famphur	3.0000	2.9974	0.1	15.0
34	Azinphos-methyl	3.0000	2.8003	6.7	15.0
35	Azinphos-ethyl	3.0000	2.8809	4.0	15.0
36	Coumaphos	3.0000	3.0953	3.2	15.0

Data File: \\DenSvr03\Public\chem\GCS\GC_D2.i\0630092.B/024F2401.D
Report Date: 07/01/2009

CONTINUING CALIBRATION COMPOUNDS
PERCENT DRIFT REPORT

Instrument ID: GC_D2.i
Lab File ID: 024F2401.D
Analysis Type: NONE

Injection Date: 01-JUL-2009 03:37
Lab Sample ID: OPP L5 GSV0635
Method File: \\DenSvr03\Public\chem\GCS\GC_D2.i\0

COMPOUND	EXPECTED CONC.	MEASURED CONC.	%D	MAX %D
22 Merphos	3.0000	3.3606	12.0	15.0
40 Total Demeton	3.0000	3.2977	9.9	15.0

Average %D = 5.93

...UENCE\062609.S

Sequence Table (Front Injector):

Quantification Part:

Line	Location	SampleName	SampleAmount	ISTDAmt	Multiplier	Dilution
1	Vial 1	PRIMER				
2	Vial 2	HEXANE				
3	Vial 3	OPP L7 GSV0634				
4	Vial 4	OPP L6 GSV0637				
5	Vial 5	OPP L5 GSV0635				
6	Vial 6	OPP L4 GSV0638				
7	Vial 7	OPP L3 GSV0639				
8	Vial 8	OPP L2 GSV0640				
9	Vial 9	OPP L1 GSV0641				
10	Vial 10	OPP SS GSV0633				
11	Vial 11	GSV075309 SPK				
12	Vial 12	LE2931AA,MB				
13	Vial 13	LE2931AC,LCS				
14	Vial 14	LE2931AD,LCSD				
15	Vial 15	LEQA91AC,222-15				10
16	Vial 16	LEQA91AC,222-15				3
17	Vial 17	LEQCQ1AC,222-18				2
18	Vial 18	LERD61AD,377-1				
19	Vial 19	LERD81AH,377-3				
20	Vial 20	LERN71AF,115-1				
21	Vial 21	LERPQ1AF,115-2				
22	Vial 22	LERPX1AF,115-3				
23	Vial 23	LE1F91AJ,138-1				
24	Vial 24	OPP L5 GSV0635				
25	Vial 25	LE29M1AA,MB				
26	Vial 26	LE29M1AC,LCS				
27	Vial 27	LE29M1AD,LCSD				
28	Vial 28	LEQA91AA,222-15				10
29	Vial 29	LEQA91AA,222-15				3
30	Vial 30	LEQCQ1AA,222-18				2
31	Vial 31	LFARC1AA,MB				
32	Vial 32	LFARC1AC,LCS				
33	Vial 33	LFARC1AD,LCSD				
34	Vial 34	LEKL02AA,185-1				
35	Vial 35	LE29L1AA,MB				
36	Vial 36	LE29L1AC,LCS				
37	Vial 37	LE29L1AD,LCSD				
38	Vial 38	LERCV1AA,370-1				
39	Vial 39	LEWJG1AA,143-1				
40	Vial 40	OPP L5 GSV0635				
41	Vial 41	LE5PX1AA,MB				
42	Vial 42	LE5PX1AC,LCS				
43	Vial 43	LE5PX1AD,LCSD				
44	Vial 44	LE39F1AA,179-1				
45	Vial 45	LE3PF1AA,179-2				
46	Vial 46	LE39L1AA,179-3				
47	Vial 47	LFARL1AA,MB				
48	Vial 48	LFARL1AC,LCS				
49	Vial 49	LFARL1AD,LCSD				
50	Vial 50	LEKLE2AE,180-2				
51	Vial 51	LEKLF2AE,180-3				
52	Vial 52	LEKLL2AE,180-4				
53	Vial 53	LEKLQ2AE,180-5				
54	Vial 54	LENR72AD,322-1				
55	Vial 55	LEPG32AJ,161-1				
56	Vial 56	OPP L5 GSV0635				
57	Vial 57	LFD4N1AA,MB				
58	Vial 58	LFD4N1AC,LCS				

RR

...JENCE\062609.S

Line	Location	SampleName	SampleAmount	ISTDAmt	Multiplier	Dilution
59	Vial 59	LFD4N1AD,LCSD				
60	Vial 60	LE3041AJ,158-1				
61	Vial 61	LFD4W1AA,MB				
62	Vial 62	LFD4W1AC,LCS				
63	Vial 63	LFD4W1AD,LCSD				
64	Vial 64	LE7EE1AA,266-2				
65	Vial 65	LE9Q61AA,216-2				
66	Vial 66	LE9RA1AA,216-3				
67	Vial 67	LFC4Q1AD,199-2				
68	Vial 68	OPP L5 GSV0635				
69	Vial 69	LFAN01AA,MB				
70	Vial 70	LFAN01AC,LCS				
71	Vial 71	LFAN01AD,LCSD				
72	Vial 72	LE4291AA,273-1				
73	Vial 73	LE4291AD,273-1S				
74	Vial 74	LE4291AE,273-1D				
75	Vial 75	LE9PJ1AA,215-1				
76	Vial 76	OPP L5 GSV0635				
77	Vial 77	OPP L1 GSV0641				
78	Vial 100	HEXANE/ACETONE				

Sequence Table (Back Injector):

No entries - empty table!

UENCE\063009.S

Sequence Table (Front Injector):

Quantification Part:

Line	Location	SampleName	SampleAmount	ISTDAmt	Multiplier	Dilution
1	Vial 1	PRIMER				
2	Vial 2	HEXANE				
3	Vial 3	OPP L5 GSV0635	9168147	9168145		
4	Vial 4	LE2931AA,MB	LE29M1AA	LE29L1AA		
5	Vial 5	LE2931AC,LCS	LE29M1AC	LE29L1AC		
6	Vial 6	LE2931AD,LCSD	LE29M1AD	LE29L1AD		
7	Vial 7	LEQA91AC,222-15	LEQA91AA			10
8	Vial 8	LEQA92AC,222-15	LEQA92AA			3
9	Vial 9	LEQCQ1AC,222-18	LEQCQ1AA			2
10	Vial 10	LERD61AD,377-1				
11	Vial 11	LERD81AH,377-3				
12	Vial 12	LERN71AF,115-1				
13	Vial 13	LERPQ1AF,115-2				
14	Vial 14	LERPX1AF,115-3				
15	Vial 15	LE1F91AJ,138-1				
16	Vial 16	OPP L5 GSV0635				
17	Vial 17	LERCV1AA,370-1				
18	Vial 18	LEWJG1AA,143-1				
19	Vial 19	LFM2P1AA,MB				
20	Vial 20	LFM2P1AC,LCS				
21	Vial 21	LFLLR1AA,221-1				
22	Vial 22	LFLLR1AE,221-1S				
23	Vial 23	LFLLR1AF,221-1D				
24	Vial 24	OPP L5 GSV0635				
25	Vial 25	LFHPJ1AA,MB				
26	Vial 26	LFHPJ1AC,LCS				
27	Vial 27	LFC4G1AA,197-1				
28	Vial 28	LFC4G1AD,197-1S				
29	Vial 29	LFC4G1AE,197-1D				
30	Vial 30	LFC4M1AA,198-1				
31	Vial 31	LFAN01AA,MB				
32	Vial 32	LFAN01AC,LCS				
33	Vial 33	LFAN01AD,LCSD				
34	Vial 34	LE4291AA,273-1				
35	Vial 35	LE4291AD,273-1S				
36	Vial 36	LE4291AE,273-1D				
37	Vial 37	LE9PJ1AA,215-1				
38	Vial 38	OPP L5 GSV0635				
39	Vial 39	OPP L1 GSV0641				
40	Vial 100	HEXANE/ACETONE				

9168141 & 9178147

9168145

9177142

9175172

9170479

Sequence Table (Back Injector):

No entries - empty table!

TestAmerica

Semivolatile GC

CLP-Like Forms

Lot ID: D9F110370

Client: Northgate/Tronox

Method: SW846 8141A

Associated Samples: 001

Batch: 9181503

TestAmerica
THE LEADER IN ENVIRONMENTAL TESTING

Northgate Environmental Management, Inc.

Analysis Data Sheet

Lab Name:	TESTAMERICA DENVER	**Client Sample ID:**	M-6AB
Lot/SDG Number:	8304604	**Lab Sample ID:**	D9F110370-001
Matrix:	WATER	**Lab WorkOrder:**	LERCV2AA
% Moisture:	N/A	**Date/Time Collected:**	06/10/09 10:17
Basis:	Wet	**Date/Time Received:**	06/11/09 09:15
Analysis Method:	8141A	**Date Leached:**	
Unit:	ug/L	**Date/Time Extracted:**	06/30/09 10:00
QC Batch ID:	9181503	**Date/Time Analyzed:**	07/02/09 19:55
Sample Aliquot:	1063 mL	**Instrument ID:**	D2
Dilution Factor:	1		

CAS No.	Analyte	Conc.	MDL	RL	Q
86-50-0	Azinphos-methyl	0.17	0.17	2.5	U
35400-43-2	Bolstar	0.31	0.31	1.0	U
2921-88-2	Chlorpyrifos	0.36	0.36	1.0	U
56-72-4	Coumaphos	0.14	0.14	1.0	U
298-03-3	Demeton-O	0.14	0.14	1.0	U
126-75-0	Demeton-S	0.069	0.069	1.0	U
333-41-5	Diazinon	0.15	0.15	1.0	U
62-73-7	Dichlorvos	0.16	0.16	1.0	U
60-51-5	Dimethoate	0.45	0.45	1.5	U
298-04-4	Disulfoton	0.32	0.32	1.0	U
2104-64-5	EPN	0.15	0.15	1.2	U
13194-48-4	Ethoprop	0.18	0.18	0.50	U
56-38-2	Ethyl parathion	0.14	0.14	1.0	U
52-85-7	Famphur	0.18	0.18	1.0	U
115-90-2	Fensulfothion	0.54	0.54	2.5	U
55-38-9	Fenthion	0.15	0.15	2.5	U
121-75-5	Malathion	0.13	0.13	1.2	U
150-50-5	Merphos	0.17	0.17	5.0	U
298-00-0	Methyl parathion	0.14	0.14	4.0	U
7786-34-7	Mevinphos	0.46	0.46	6.2	U
300-76-5	Naled	0.25	0.25	1.0	U
298-02-2	Phorate	0.15	0.15	1.2	U
299-84-3	Ronnel	0.12	0.12	10	U
3689-24-5	Sulfotepp	0.17	0.17	1.5	U
961-11-5	Tetrachlorvinphos (Stirophos)	0.12	0.12	3.5	U

Form 1 Analysis Data Sheet Equivalent

TestAmerica
THE LEADER IN ENVIRONMENTAL TESTING

Northgate Environmental Management, Inc.

Analysis Data Sheet

Lab Name:	TESTAMERICA DENVER	**Client Sample ID:**	M-6AB
Lot/SDG Number:	8304604	**Lab Sample ID:**	D9F110370-001
Matrix:	WATER	**Lab WorkOrder:**	LERCV2AA
% Moisture:	N/A	**Date/Time Collected:**	06/10/09 10:17
Basis:	Wet	**Date/Time Received:**	06/11/09 09:15
Analysis Method:	8141A	**Date Leached:**	
Unit:	ug/L	**Date/Time Extracted:**	06/30/09 10:00
QC Batch ID:	9181503	**Date/Time Analyzed:**	07/02/09 19:55
Sample Aliquot:	1063 mL	**Instrument ID:**	D2
Dilution Factor:	1		

CAS No.	Analyte	Conc.	MDL	RL	Q
297-97-2	Thionazin	0.31	0.31	1.0	U
34643-46-4	Tokuthion	0.12	0.12	1.6	U
327-98-0	Trichloronate	0.24	0.24	1.0	U

CAS No.	Surrogate	% Rec	Lower Limit	Upper Limit	Q
115-86-6	Triphenyl phosphate	77	60	154	
24934-91-6	Chlormefos	68	49	171	

TestAmerica
THE LEADER IN ENVIRONMENTAL TESTING

Northgate Environmental Management, Inc.

Analysis Data Sheet

Lab Name:	TESTAMERICA DENVER	**Client Sample ID:**	
Lot/SDG Number:	8304604	**Lab Sample ID:**	D9F300000-503B
Matrix:	WATER	**Lab WorkOrder:**	LFWQ11AA
% Moisture:		**Date/Time Collected:**	
Basis:	Wet	**Date/Time Received:**	
Analysis Method:	8141A	**Date Leached:**	
Unit:	ug/L	**Date/Time Extracted:**	06/30/09 10:00
QC Batch ID:	9181503	**Date/Time Analyzed:**	07/02/09 19:00
Sample Aliquot:	1000 mL	**Instrument ID:**	D2
Dilution Factor:	1		

CAS No.	Analyte	Conc.	MDL	RL	Q
62-73-7	Dichlorvos	0.16	0.16	1.0	U
297-97-2	Thionazin	0.31	0.31	1.0	U
60-51-5	Dimethoate	0.45	0.45	1.5	U
298-04-4	Disulfoton	0.32	0.32	1.0	U
2104-64-5	EPN	0.15	0.15	1.2	U
13194-48-4	Ethoprop	0.18	0.18	0.50	U
52-85-7	Famphur	0.18	0.18	1.0	U
115-90-2	Fensulfothion	0.54	0.54	2.5	U
55-38-9	Fenthion	0.15	0.15	2.5	U
121-75-5	Malathion	0.13	0.13	1.2	U
150-50-5	Merphos	0.17	0.17	5.0	U
298-00-0	Methyl parathion	0.14	0.14	4.0	U
86-50-0	Azinphos-methyl	0.17	0.17	2.5	U
7786-34-7	Mevinphos	0.46	0.46	6.2	U
300-76-5	Naled	0.25	0.25	1.0	U
56-38-2	Ethyl parathion	0.14	0.14	1.0	U
298-02-2	Phorate	0.15	0.15	1.2	U
299-84-3	Ronnel	0.12	0.12	10	U
3689-24-5	Sulfotepp	0.17	0.17	1.5	U
34643-46-4	Tokuthion	0.12	0.12	1.6	U
327-98-0	Trichloronate	0.24	0.24	1.0	U
35400-43-2	Bolstar	0.31	0.31	1.0	U
961-11-5	Tetrachlorvinphos (Stirophos)	0.12	0.12	3.5	U
2921-88-2	Chlorpyrifos	0.36	0.36	1.0	U
56-72-4	Coumaphos	0.14	0.14	1.0	U
298-03-3	Demeton-O	0.14	0.14	1.0	U
126-75-0	Demeton-S	0.069	0.069	1.0	U
333-41-5	Diazinon	0.15	0.15	1.0	U

TestAmerica
THE LEADER IN ENVIRONMENTAL TESTING

Northgate Environmental Management, Inc.

Analysis Data Sheet

Lab Name:	TESTAMERICA DENVER	**Client Sample ID:**	
Lot/SDG Number:	8304604	**Lab Sample ID:**	D9F300000-503B
Matrix:	WATER	**Lab WorkOrder:**	LFWQ11AA
% Moisture:		**Date/Time Collected:**	
Basis:	Wet	**Date/Time Received:**	
Analysis Method:	8141A	**Date Leached:**	
Unit:	ug/L	**Date/Time Extracted:**	06/30/09 10:00
QC Batch ID:	9181503	**Date/Time Analyzed:**	07/02/09 19:00
Sample Aliquot:	1000 mL	**Instrument ID:**	D2
Dilution Factor:	1		

CAS No.	Surrogate	% Rec	Lower Limit	Upper Limit	Q
115-86-6	Triphenyl phosphate	72	60	154	
24934-91-6	Chlormefos	72	49	171	

TestAmerica
THE LEADER IN ENVIRONMENTAL TESTING

Northgate Environmental Management, Inc.

Surrogate Recovery Summary

Lab Name: TESTAMERICA DENVER **Extraction** I09P29H
Lot/SDG Number: 8304604 **QC Batch ID:** 9181503

Client ID	Work Order	SRG1	SRG2	SRG3	SRG4	SRG5	SRG6	SRG7	SRG8	TOT OUT
M-6AB	LERCV2AA	68	77							0
INTRA-LAB BLANK	LFWQ11AA	72	72							0
CHECK SAMPLE	LFWQ11AC	54	87							0
LAB MS/MSD MS	LFX7D1AC	60	94							0
LAB MS/MSD MSD	LFX7D1AD	27 *	89							1

Surrogate Number	Surrogate Name	Lower Control Limit	Upper Control Limit
SRG 1	Chlormefos	49	171
SRG 2	Triphenyl phosphate	60	154

TestAmerica
THE LEADER IN ENVIRONMENTAL TESTING

Northgate Environmental Management, Inc.

Analysis Data Sheet

Lab Name:	TESTAMERICA DENVER	**Client Sample ID:**	
Lot/SDG Number:	8304604	**Lab Sample ID:**	D9F300000-503C
Matrix:	WATER	**Lab WorkOrder:**	LFWQ11AC
% Moisture:	N/A	**Date/Time Collected:**	
Basis:	Wet	**Date/Time Received:**	
Analysis Method:	8141A	**Date Leached:**	
Unit:	ug/L	**Date/Time Extracted:**	06/30/09 10:00
QC Batch ID:	9181503	**Date/Time Analyzed:**	07/02/09 19:27
Sample Aliquot:	1000 mL	**Instrument ID:**	D2
Dilution Factor:	1		

Analyte	True	Found	%Rec	Q	Limits
Dichlorvos	4.00	2.21	55		40 - 193
Thionazin	4.00	2.84	71		39 - 180
Dimethoate	4.00	2.00	50		33 - 139
Disulfoton	4.00	2.67	67		44 - 139
Ethoprop	4.00	2.70	67		43 - 165
Famphur	4.00	3.37	84		51 - 131
Fensulfothion	4.00	2.39	60		46 - 115
Fenthion	4.00	2.70	67		63 - 128
Malathion	4.00	2.68	67		53 - 137
Methyl parathion	4.00	3.35	84		55 - 131
Azinphos-methyl	4.00	3.04	76		42 - 125
Mevinphos	4.00	2.17	54		39 - 175
Ethyl parathion	4.00	3.12	78		47 - 142
Phorate	4.00	2.24	56		46 - 142
Ronnel	4.00	3.13	78		43 - 115
Sulfotepp	4.00	2.46	62		29 - 166
Trichloronate	4.00	2.83	71		60 - 115
Chlorpyrifos	4.00	3.23	81		60 - 120
Coumaphos	4.00	2.95	74		61 - 115
Diazinon	4.00	2.91	73		47 - 149

CAS No.	Surrogate	% Rec	Lower Limit	Upper Limit	Q
115-86-6	Triphenyl phosphate	87	60	154	
24934-91-6	Chlormefos	54	49	171	

TestAmerica
THE LEADER IN ENVIRONMENTAL TESTING

Northgate Environmental Management, Inc.

Analysis Data Sheet

Lab Name:	TESTAMERICA DENVER	**Client Sample ID:**	LAB MS/MSD
Lot/SDG Number:	8304604	**MS Lab Sample ID:**	D9G010264-001S
Matrix:	WATER	**MS Lab WorkOrder:**	LFX7D1AC
% Moisture:	N/A	**Date/Time Collected:**	06/23/09 00:00
Basis:	Wet	**Date/Time Received:**	06/25/09 00:00
Analysis Method:	8141A	**Date Leached:**	
Unit:	ug/L	**Date/Time Extracted:**	06/30/09 10:00
QC Batch ID:	9181503	**Date/Time Analyzed:**	07/02/09 20:49
MS Sample Aliquot:	1044 mL	**Instrument ID:**	D2
MS Dilution Factor:	1		

Analyte	Spike Amount	Sample Result	C	MS Result	C	% Rec	Q	QC Limit
Azinphos-methyl	3.83	0.17	U	2.72		71		42 - 125
Chlorpyrifos	3.83	0.36	U	2.86		75		60 - 120
Coumaphos	3.83	0.14	U	2.86		75		61 - 115
Diazinon	3.83	0.15	U	2.80		73		47 - 149
Dichlorvos	3.83	0.16	U	2.09		55		40 - 193
Dimethoate	3.83	0.45	U	2.38		62		33 - 139
Disulfoton	3.83	0.32	U	2.67		70		44 - 139
Ethoprop	3.83	0.18	U	2.56		67		43 - 165
Ethyl parathion	3.83	0.14	U	2.90		76		47 - 142
Famphur	3.83	0.18	U	2.96		77		51 - 131
Fensulfothion	3.83	0.54	U	2.08		54		46 - 115
Fenthion	3.83	0.15	U	2.71		71		63 - 128
Malathion	3.83	0.13	U	2.62		68		53 - 137
Methyl parathion	3.83	0.14	U	3.22		84		55 - 131
Mevinphos	3.83	0.46	U	1.61		42		39 - 175
Phorate	3.83	0.15	U	2.21		58		46 - 142
Ronnel	3.83	0.12	U	2.60		68		43 - 115
Sulfotepp	3.83	0.17	U	2.41		63		29 - 166
Thionazin	3.83	0.31	U	2.50		65		39 - 180
Trichloronate	3.83	0.24	U	2.85		74		60 - 115

CAS No.	Surrogate	% Rec	Lower Limit	Upper Limit	Q
24934-91-6	Chlormefos	60	49	171	
115-86-6	Triphenyl phosphate	94	60	154	

TestAmerica
THE LEADER IN ENVIRONMENTAL TESTING

Northgate Environmental Management, Inc.

Analysis Data Sheet

Lab Name:	TESTAMERICA DENVER	**Client Sample ID:**	LAB MS/MSD
Lot/SDG Number:	8304604	**MSD Lab Sample ID:**	D9G010264-001D
Matrix:	WATER	**MSD Lab WorkOrder:**	LFX7D1AD
% Moisture:	N/A	**Date/Time Collected:**	06/23/09 00:00
Basis:	Wet	**Date/Time Received:**	06/25/09 00:00
Analysis Method:	8141A	**Date Leached:**	
Unit:	ug/L	**Date/Time Extracted:**	06/30/09 10:00
QC Batch ID:	9181503	**Date/Time Analyzed:**	07/02/09 21:17
MSD Sample Aliquot:	1010 mL	**Instrument ID:**	D2
MSD Dilution Factor:	1		

Analyte	Spike Amount	Sample Result	C	MSD Result	C	% Rec	Q	RPD	Q	QC Limits	
										% Rec	RPD
Azinphos-methyl	3.96	0.17	U	2.38		60		13		42 - 125	36
Chlorpyrifos	3.96	0.36	U	2.72		69		5.0		60 - 120	34
Coumaphos	3.96	0.14	U	2.63		66		8.5		61 - 115	43
Diazinon	3.96	0.15	U	2.36		60		17		47 - 149	40
Dichlorvos	3.96	0.16	U	0.773		20	a	92	p	40 - 193	49
Dimethoate	3.96	0.45	U	1.90		48		23		33 - 139	50
Disulfoton	3.96	0.32	U	2.20		55		19		44 - 139	40
Ethoprop	3.96	0.18	U	1.93		49		28		43 - 165	36
Ethyl parathion	3.96	0.14	U	2.59		65		11		47 - 142	40
Famphur	3.96	0.18	U	3.06		77		3.4		51 - 131	88
Fensulfothion	3.96	0.54	U	2.17		55		4.2		46 - 115	62
Fenthion	3.96	0.15	U	2.53		64		6.9		63 - 128	41
Malathion	3.96	0.13	U	2.72		69		4.0		53 - 137	28
Methyl parathion	3.96	0.14	U	2.92		74		9.9		55 - 131	30
Mevinphos	3.96	0.46	U	0.877		22	a	59	p	39 - 175	40
Phorate	3.96	0.15	U	1.58		40	a	34		46 - 142	40
Ronnel	3.96	0.12	U	2.31		58		12		43 - 115	39
Sulfotepp	3.96	0.17	U	1.85		47		26		29 - 166	40
Thionazin	3.96	0.31	U	1.77		45		34		39 - 180	40
Trichloronate	3.96	0.24	U	2.47		62		14		60 - 115	38

CAS No.	Surrogate	% Rec	Lower Limit	Upper Limit	Q
24934-91-6	Chlormefos	27	49	171	*
115-86-6	Triphenyl phosphate	89	60	154	

TestAmerica
THE LEADER IN ENVIRONMENTAL TESTING

Northgate Environmental Management, Inc.

Method Blank Summary

Lab Name:	TESTAMERICA DENVER	**Lab File ID:**	006F0601.
Lot/SDG Number:	8304604	**Lab Sample ID:**	D9F300000-503B
Matrix:	WATER	**Lab Work Order:**	LFWQ11AA
Analysis Method:	8141A	**Date/Time Extracted:**	06/30/09 10:00
Extraction Method:	I09P29H	**Date/Time Analyzed:**	07/02/09 19:00
QC Batch ID:	9181503	**Instrument ID:**	D2

Client ID	Sample Work Order #	Lab File ID	Date Analyzed	Time Analyzed
M-6AB	LERCV2AA	006F0601.	07/02/09	19:55
CHECK SAMPLE	LFWQ11AC C	005F0501.	07/02/09	19:27
LAB MS/MSD MS	LFX7D1AC S	008F0801.	07/02/09	20:49
LAB MS/MSD MSD	LFX7D1AD D	009F0901.	07/02/09	21:17

Report Date : 30-Jun-2009 12:58 Page 1

TestAmerica

INITIAL CALIBRATION DATA

Start Cal Date : 26-JUN-2009 18:28
End Cal Date : 26-JUN-2009 21:13
Quant Method : ISTD
Target Version : 4.14
Integrator : Falcon
Method file : \\DenSvr03\Public\chem\GCS\GC_D2.i\0626092.B\8141A-2.m
Last Edit : 30-Jun-2009 12:58 GC_D2.i

Calibration File Names:
Level 1: \\DenSvr03\Public\chem\GCS\GC_D2.i\0626092.B\009F0901.D
Level 2: \\DenSvr03\Public\chem\GCS\GC_D2.i\0626092.B\008F0801.D
Level 3: \\DenSvr03\Public\chem\GCS\GC_D2.i\0626092.B\007F0701.D
Level 4: \\DenSvr03\Public\chem\GCS\GC_D2.i\0626092.B\006F0601.D
Level 5: \\DenSvr03\Public\chem\GCS\GC_D2.i\0626092.B\005F0501.D SEE CALIBRATION HISTORY
Level 6: \\DenSvr03\Public\chem\GCS\GC_D2.i\0626092.B\004F0401.D
Level 7: \\DenSvr03\Public\chem\GCS\GC_D2.i\0626092.B\003F0301.D

Compound	0.2000000 Level 1	0.5000000 Level 2	1.0000 Level 3	2.0000 Level 4	3.0000 Level 5	4.0000 Level 6	5.0000 Level 7	Curve	Coefficients b	Coefficients m1	Coefficients m2	%RSD or R^2
1 o,o,o-TEPT	2.92648	2.44243	2.35582	2.65851	2.57132	2.61478	2.53900	AVRG		2.58691		7.02274
2 Dichlorvos	1.96421	1.82228	1.84036	2.17503	2.12732	2.04712	2.16332	AVRG		2.01995		7.32345
4 Mevinphos	1.44354	1.24995	1.21811	1.44363	1.32123	1.40873	1.43954	AVRG		1.36067		7.12634
5 Demeton-O	1.19821	1.29971	1.18493	1.34261	1.38930	1.37760	1.28370	AVRG		1.29658		6.26552

Table of Contents

TestAmerica

INITIAL CALIBRATION DATA

Start Cal Date : 26-JUN-2009 18:28
End Cal Date : 26-JUN-2009 21:13
Quant Method : ISTD
Target Version : 4.14
Integrator : Falcon
Method file : \\DenSvr03\Public\chem\GCS\GC_D2.i\0626092.B\8141A-2.m
Last Edit : 30-Jun-2009 12:58 GC_D2.i

Compound	0.2000000 Level 1	0.5000000 Level 2	1.0000 Level 3	2.0000 Level 4	3.0000 Level 5	4.0000 Level 6	Curve	Coefficients b	m1	m2	%RSD or R^2	
	5.0000 Level 7											
6 Thionazin	2.15838	1.84195	1.93751	1.98059	2.08762	2.20076						
	2.03673						AVRG		2.03479		6.19054	
7 Ethoprop	1.70034	1.41105	1.44674	1.51565	1.56615	1.54046						
	1.46268						AVRG		1.52044		6.33190	
8 Phorate	1.89356	1.60276	1.58391	1.69691	1.82591	1.99241						
	1.74661						AVRG		1.76315		8.53946	
9 Naled	94.00000	1666	10859	28010	46004	58330						1/X
	78857						WLINR	0.13436	0.49080		0.99248	
10 Sulfotepp	2.79835	2.53605	2.59328	2.75080	2.67397	2.68532						
	2.57687						AVRG		2.65923		3.59851	
12 Simazine	0.36415	0.34683	0.35351	0.38559	0.39087	0.41510						
	0.41001						AVRG		0.38086		7.05346	
13 Diazinon	12067	15923	49407	98649	155648	181790						1/X
	228810						WLINR	0.01456	1.44446		0.99190	

Table of Contents

TestAmerica

INITIAL CALIBRATION DATA

Start Cal Date : 26-JUN-2009 18:28
End Cal Date : 26-JUN-2009 21:13
Quant Method : ISTD
Target Version : 4.14
Integrator : Falcon
Method file : \\DenSvr03\Public\chem\GCS\GC_D2.i\0626092.B\8141A-2.m
Last Edit : 30-Jun-2009 12:58 GC_D2.i

Compound	0.2000000 Level 1	0.5000000 Level 2	1.0000 Level 3	2.0000 Level 4	3.0000 Level 5	4.0000 Level 6	Curve	Coefficients b	m1	m2	%RSD or R^2
	5.0000 Level 7										
14 Atrazine	5427	1231	21316	49088	85997	98759					
	128612						LINR	0.11621	0.83396		0.99221
15 Propazine	4880	8102	20907	43235	72628	85745					
	110050						WLINR	0.02910	0.68050		0.99492
16 Disulfoton	1.39584	1.32983	1.36835	1.41433	1.46581	1.46415					
	1.37843						AVRG		1.40239		3.56764
17 Demeton-S	667	15766	33785	70921	121463	157195					
	175573						WLINR	0.05954	1.76807		0.99272
18 Dimethoate	1.93513	1.88284	1.72920	1.81890	1.98388	1.88204					
	1.92489						AVRG		1.87955		4.46888
19 Ronnel	1.49381	1.09752	1.14631	1.23377	1.29336	1.31702					
	1.27410						AVRG		1.26513		10.15653
20 Merphos-A (Merphos)	0.73714	0.72841	0.76463	0.71117	0.75339	0.75359					
	0.62474						AVRG		0.72472		6.56840

Y X

Y X

Table of Contents

TestAmerica

INITIAL CALIBRATION DATA

Start Cal Date : 26-JUN-2009 18:28
End Cal Date : 26-JUN-2009 21:13
Quant Method : ISTD
Target Version : 4.14
Integrator : Falcon
Method file : \\DenSvr03\Public\chem\GCS\GC_D2.i\0626092.B\8141A-2.m
Last Edit : 30-Jun-2009 12:58 GC_D2.i

Compound	0.2000000 Level 1	0.5000000 Level 2	1.0000 Level 3	2.0000 Level 4	3.0000 Level 5	4.0000 Level 6	5.0000 Level 7	Curve	Coefficients b	Coefficients m1	Coefficients m2	%RSD or R^2
21 Chlorpyrifos	1.28253	1.15885	1.24944	1.20702	1.32365	1.38773	1.37311	AVRG		1.28319		6.60140
22 Fenthion	1.20874	1.15890	1.17283	1.16181	1.25398	1.18816	1.18668	AVRG		1.19016		2.76871
23 Trichloronate	6944	26053	49357	106326	170976	208762	296442	WLINR	0.05263	1.73863		0.99738
24 Anilazine	1634	2256	3581	6899	11039	13112	19108	LINR	-0.00058	0.10979		0.99085
25 Methyl Parathion	1.21391	1.12059	1.22102	1.33829	1.35198	1.32937	1.41908	AVRG		1.28489		8.00353
26 Malathion	1.23986	1.19694	1.15056	1.17724	1.17540	1.20726	1.27856	AVRG		1.20369		3.60449
27 Tokuthion	1.50291	1.31056	1.35261	1.35076	1.45106	1.48916	1.40826	AVRG		1.40933		5.28420

1/x

Table of Contents

TestAmerica

INITIAL CALIBRATION DATA

Start Cal Date : 26-JUN-2009 18:28
End Cal Date : 26-JUN-2009 21:13
Quant Method : ISTD
Target Version : 4.14
Integrator : Falcon
Method file : \\DenSvr03\Public\chem\GCS\GC_D2.i\0626092.B\8141A-2.m
Last Edit : 30-Jun-2009 12:58 GC_D2.i

Compound	0.2000000 Level 1	0.5000000 Level 2	1.0000 Level 3	2.0000 Level 4	3.0000 Level 5	4.0000 Level 6	Curve	Coefficients b	m1	m2	%RSD or R^2	
	5.0000 Level 7											
28 Parathion	1.27111	1.15628	1.24872	1.23420	1.30817	1.35972						
	1.28450						AVRG		1.26610		5.02432	
29 Merphos-B (Merphos Oxone)	3793	6271	15065	23458	40683	62127						
	65080						WLINR	-0.05169	0.21659		0.96366	<-NTC, see merphos
30 Tetrachlorvinphos (stirophos)	0.86036	0.73114	0.73243	0.80291	0.86664	0.87311						
	0.86651						AVRG		0.81902		7.82425	
31 Carbophenothion methyl	1.16513	1.02032	1.04699	1.17159	1.27808	1.26831						
	1.26700						AVRG		1.17392		9.08251	
32 Bolstar	1.33280	1.22387	1.19075	1.20601	1.27262	1.22830						
	1.20152						AVRG		1.23655		4.05030	
33 Carbophenothion	1.18442	1.13595	1.15332	1.18001	1.34689	1.22912						
	1.28180						AVRG		1.21593		6.21486	
35 Fensulfothion	0.88346	0.80409	0.88036	0.97346	0.94597	1.00424						
	0.92148						AVRG		0.91615		7.30438	

Table of Contents

TestAmerica

INITIAL CALIBRATION DATA

Start Cal Date : 26-JUN-2009 18:28
End Cal Date : 26-JUN-2009 21:13
Quant Method : ISTD
Target Version : 4.14
Integrator : Falcon
Method file : \\DenSvr03\Public\chem\GCS\GC_D2.i\0626092.B\8141A-2.m
Last Edit : 30-Jun-2009 12:58 GC_D2.i

Compound	0.2000000 Level 1	0.5000000 Level 2	1.0000 Level 3	2.0000 Level 4	3.0000 Level 5	4.0000 Level 6	Curve	Coefficients b	Coefficients m1	Coefficients m2	%RSD or R^2	
	5.0000 Level 7											
37 Phosmet / EPN	19707	35826	68186	146012	207459	263604						
	330448						WLINR	-0.04262	1.00518		0.99785	1/x
38 Famphur	1.45536	1.20800	1.18770	1.39816	1.20947	1.39569						
	1.32805						AVRG		1.31178		8.35158	
39 Azinphos-methyl	1.25589	1.08970	1.07858	1.30240	1.20427	1.27709						
	1.19199						AVRG		1.19999		7.33978	
40 Azinphos-ethyl	1.14013	1.11628	1.12015	1.18786	1.16269	1.14594						
	1.12699						AVRG		1.14286		2.23350	
41 Coumaphos	0.78930	0.81655	0.85887	0.90448	0.89897	0.94628						
	0.93653						AVRG		0.87871		6.77030	
42 Merphos	1.56460	1.43887	1.64263	1.66880	1.73437	1.91569						
	1.70275						AVRG		1.66682		8.85773	
43 Total Demeton	3533	23328	47171	100663	168375	213468						
	244812						WLINR	0.06780	1.63923		0.99469	1/x

Table of Contents

TestAmerica

INITIAL CALIBRATION DATA

Start Cal Date : 26-JUN-2009 18:28
End Cal Date : 26-JUN-2009 21:13
Quant Method : ISTD
Target Version : 4.14
Integrator : Falcon
Method file : \\DenSvr03\Public\chem\GCS\GC_D2.i\0626092.B\8141A-2.m
Last Edit : 30-Jun-2009 12:58 GC_D2.i

Compound	0.2000000 Level 1	0.5000000 Level 2	1.0000 Level 3	2.0000 Level 4	3.0000 Level 5	4.0000 Level 6	Curve	Coefficients b	m1	m2	%RSD or R^2
	5.0000 Level 7										
$ 3 Chlormefos	2.19506	1.83698	1.78322	2.03418	2.29040	2.05386					
	2.04016						AVRG		2.03341		8.83890
$ 34 Triphenyl phosphate	1.10969	0.86972	0.91132	1.07710	1.01080	0.99885					
	1.00703						AVRG		0.99779		8.47904

Table of Contents

TestAmerica

INITIAL CALIBRATION DATA

Start Cal Date : 26-JUN-2009 18:28
End Cal Date : 26-JUN-2009 21:13
Quant Method : ISTD
Target Version : 4.14
Integrator : Falcon
Method file : \\DenSvr03\Public\chem\GCS\GC_D2.i\0626092.B\8141A-2.m
Last Edit : 30-Jun-2009 12:58 GC_D2.i

Curve	Formula	Units
Averaged	Amt = Rsp/m1	Response
Linear	Amt = b + Rsp/m1	Response
Wt Linear	Amt = b + Rsp/m1	Response

Table of Contents

-2009 12:58

Calibration History

Method : \\DenSvr03\Public\chem\GCS\GC_D2.i\0626092.B\8141A-2.m
Start Cal Date: 26-JUN-2009 18:28
End Cal Date : 26-JUN-2009 21:13
Last Cal Level: 1
Last Cal Type : Continuing Calibration

Initial Calibration

Injection Date	Sublist	Calibration File
Cal Level: 1 , Cal Amount: 0.20000		
26-JUN-2009 21:13	8141A	\\DenSvr03\Public\chem\GCS\GC_D2.i\0626092.B\009F0901.D
Cal Level: 2 , Cal Amount: 0.50000		
26-JUN-2009 20:45	8141A	\\DenSvr03\Public\chem\GCS\GC_D2.i\0626092.B\008F0801.D
Cal Level: 3 , Cal Amount: 1.00000		
26-JUN-2009 20:18	8141A	\\DenSvr03\Public\chem\GCS\GC_D2.i\0626092.B\007F0701.D
Cal Level: 4 , Cal Amount: 2.00000		
26-JUN-2009 19:50	8141A	\\DenSvr03\Public\chem\GCS\GC_D2.i\0626092.B\006F0601.D
Cal Level: 5 , Cal Amount: 3.00000		
26-JUN-2009 19:23	8141A	\\DenSvr03\Public\chem\GCS\GC_D2.i\0626092.B\005F0501.D
Cal Level: 6 , Cal Amount: 4.00000		
26-JUN-2009 18:55	8141A	\\DenSvr03\Public\chem\GCS\GC_D2.i\0626092.B\004F0401.D
Cal Level: 7 , Cal Amount: 5.00000		
26-JUN-2009 18:28	8141A	\\DenSvr03\Public\chem\GCS\GC_D2.i\0626092.B\003F0301.D

Continuing Calibration

LOBAL LEVEL 4

26-JUN-2009 21:40	8141A	\\DenSvr03\Public\chem\GCS\GC_D2.i\0626092.B\010F1001.D
26-JUN-2009 19:50	8141A	\\DenSvr03\Public\chem\GCS\GC_D2.i\0626092.B\006F0601.D
26-JUN-2009 19:23	8141A	\\DenSvr03\Public\chem\GCS\GC_D2.i\0626092.B\005F0501.D

Report Date : 30-Jun-2009 12:45 Page 1

TestAmerica

INITIAL CALIBRATION DATA

Start Cal Date : 26-JUN-2009 18:28
End Cal Date : 26-JUN-2009 21:13
Quant Method : ISTD
Target Version : 4.14
Integrator : Falcon
Method file : \\DenSvr03\Public\chem\GCS\GC_D2.i\0626091.B\8141A-1.m
Last Edit : 30-Jun-2009 12:45 GC_D2.i

Calibration File Names:
Level 1: \\DenSvr03\Public\chem\GCS\GC_D2.i\0626091.B\009F0901.D
Level 2: \\DenSvr03\Public\chem\GCS\GC_D2.i\0626091.B\008F0801.D
Level 3: \\DenSvr03\Public\chem\GCS\GC_D2.i\0626091.B\007F0701.D
Level 4: \\DenSvr03\Public\chem\GCS\GC_D2.i\0626091.B\006F0601.D
Level 5: \\DenSvr03\Public\chem\GCS\GC_D2.i\0626091.B\005F0501.D
Level 6: \\DenSvr03\Public\chem\GCS\GC_D2.i\0626091.B\004F0401.D
Level 7: \\DenSvr03\Public\chem\GCS\GC_D2.i\0626091.B\003F0301.D

SEE CALIBRATION HISTORY

Compound	0.2000000 Level 1	0.5000000 Level 2	1.0000 Level 3	2.0000 Level 4	3.0000 Level 5	4.0000 Level 6	Curve	Coefficients b	m1	m2	%RSD or R^2
	5.0000 Level 7										
1 o,o,o-TEPT	3.11591	2.63737	2.67945	2.89676	2.71623	2.90430					
	2.77446						AVRG		2.81778		5.91149
2 Dichlorvos	2.01706	1.62225	1.58545	1.76366	1.71981	1.74982					
	1.79032						AVRG		1.74977		7.99554
3 Mevinphos	1.01774	0.91295	0.90158	1.01760	0.95159	0.98250					
	0.94429						AVRG		0.96118		4.85992
5 Thionazin	2.12707	1.94606	1.94866	2.08214	1.96051	2.00095					
	1.93224						AVRG		1.99966		3.79706

Table of Contents

TestAmerica

INITIAL CALIBRATION DATA

Start Cal Date : 26-JUN-2009 18:28
End Cal Date : 26-JUN-2009 21:13
Quant Method : ISTD
Target Version : 4.14
Integrator : Falcon
Method file : \\DenSvr03\Public\chem\GCS\GC_D2.i\0626091.B\8141A-1.m
Last Edit : 30-Jun-2009 12:45 GC_D2.i

Compound	0.2000000 Level 1	0.5000000 Level 2	1.0000 Level 3	2.0000 Level 4	3.0000 Level 5	4.0000 Level 6	Curve	Coefficients b	Coefficients m1	Coefficients m2	%RSD or R^2	
	5.0000 Level 7											
6 Demeton-O	9836	17553	30145	62341	96004	113108						1/x
	165003						WLINR	-0.01288	1.85831		0.99594	
7 Ethoprop	1.93480	1.70823	1.62324	1.73203	1.74110	1.78272						
	1.74432						AVRG		1.75235		5.38512	
8 Naled	1992	6103	15042	36940	67594	90892						
	121152						WLINR	0.09632	0.47378		0.98961	<- 1/x r=0.995
10 Sulfotepp	34658	70885	131347	259970	393078	486417						1/x
	609341						WLINR	-0.03469	2.43674		0.99856	
11 Phorate	2.02801	1.82946	1.73796	1.82370	1.76374	1.79146						
	1.72902						AVRG		1.81476		5.60901	
12 Dimethoate	1.89561	1.76866	2.07434	2.25696	2.23554	2.30994						
	2.21598						AVRG		2.10815		9.72697	
13 Demeton-S	1.49306	1.46224	1.49173	1.58543	1.55216	1.58919						
	1.52702						AVRG		1.52869		3.21407	

Table of Contents

TestAmerica

INITIAL CALIBRATION DATA

Start Cal Date : 26-JUN-2009 18:28
End Cal Date : 26-JUN-2009 21:13
Quant Method : ISTD
Target Version : 4.14
Integrator : Falcon
Method file : \\DenSvr03\Public\chem\GCS\GC_D2.i\0626091.B\8141A-1.m
Last Edit : 30-Jun-2009 12:45 GC_D2.i

Compound	0.2000000 Level 1	0.5000000 Level 2	1.0000 Level 3	2.0000 Level 4	3.0000 Level 5	4.0000 Level 6	Curve	Coefficients b	m1	m2	%RSD or R^2	
	5.0000 Level 7											
14 Simazine	4819	16248	29382	64611	115426	147784						1/x2
	190219						WLINR	0.03988	0.73140		0.99336	
15 Atrazine	0.70185	0.76532	0.75073	0.84628	0.85434	0.90844						
	0.89508						AVRG		0.81743		9.61085	
16 propazine	0.73887	0.70136	0.69239	0.78178	0.75651	0.81417						
	0.79462						AVRG		0.75424		6.13423	
17 Disulfoton	15404	33208	61920	127893	193050	247845						1/x
	290419						WLINR	-0.01928	1.20917		0.99576	
18 Diazinon	2.20234	1.83553	1.83772	2.01856	1.98676	1.84115						
	1.92388						AVRG		1.94942		6.88114	
19 Methyl Parathion	1.22644	1.10389	1.13741	1.32395	1.30344	1.29686						
	1.26213						AVRG		1.23630		6.92144	
20 Ronnel	1.42863	1.23369	1.21320	1.29342	1.24446	1.34650						
	1.18584						AVRG		1.27796		6.65504	

Table of Contents

TestAmerica

INITIAL CALIBRATION DATA

Start Cal Date : 26-JUN-2009 18:28
End Cal Date : 26-JUN-2009 21:13
Quant Method : ISTD
Target Version : 4.14
Integrator : Falcon
Method file : \\DenSvr03\Public\chem\GCS\GC_D2.i\0626091.B\8141A-1.m
Last Edit : 30-Jun-2009 12:45 GC_D2.i

Compound	0.2000000 Level 1	0.5000000 Level 2	1.0000 Level 3	2.0000 Level 4	3.0000 Level 5	4.0000 Level 6	Curve	Coefficients b	m1	m2	%RSD or R^2
	5.0000 Level 7										
21 Malathion	15443	30581	57103	119836	186013	228260					
	283462						WLINR	-0.02066	1.14436		0.99783
22 Fenthion	1.46442	1.18458	1.16481	1.29096	1.25584	1.25506					
	1.18151						AVRG		1.25674		8.19381
23 Parathion	1.42438	1.25387	1.23322	1.38998	1.36308	1.38514					
	1.31279						AVRG		1.33749		5.43501
24 Chlorpyrifos	1.85614	1.56747	1.47379	1.62915	1.61527	1.62330					
	1.56216						AVRG		1.61818		7.28314
25 Trichloronate	1.44751	1.42551	1.34762	1.48171	1.46256	1.52450					
	1.43428						AVRG		1.44624		3.78186
26 Anilazine	1493	2095	5311	12790	19893	29375					
	+++++						QUAD	0.02107	9.16488	-8.66056	0.99476
27 Merphos-A (Merphos)	1.24844	1.15527	1.15966	1.23989	1.21263	1.24409					
	1.18648						AVRG		1.20664		3.30523

Table of Contents

TestAmerica

INITIAL CALIBRATION DATA

Start Cal Date : 26-JUN-2009 18:28
End Cal Date : 26-JUN-2009 21:13
Quant Method : ISTD
Target Version : 4.14
Integrator : Falcon
Method file : \\DenSvr03\Public\chem\GCS\GC_D2.i\0626091.B\8141A-1.m
Last Edit : 30-Jun-2009 12:45 GC_D2.i

Compound	0.2000000 Level 1	0.5000000 Level 2	1.0000 Level 3	2.0000 Level 4	3.0000 Level 5	4.0000 Level 6	Curve	Coefficients b	m1	m2	%RSD or R^2	
	5.0000 Level 7											
28 Tetrachlorvinphos (Stirophos)	0.76814	0.74606	0.73464	0.83451	0.85233	0.85150						
	0.82648						AVRG		0.80195		6.32809	
29 Tokuthion	1.50295	1.28283	1.29501	1.44234	1.39452	1.40891						
	1.37817						AVRG		1.38639		5.62055	
30 Merphos-B (Merphos Oxone)	3884	7933	11676	34113	50056	65974						NTC
	79809						WLINR	0.01044	0.32634		0.98820	<-See Merphos
31 Carbophenothion-methyl	14924	30542	55023	105577	167145	206137						1/x
	266724						WLINR	-0.03349	1.03813		0.99979	
32 Fensulfothion	8319	23000	51304	104440	185778	229856						1/x
	295978						WLINR	0.04728	1.18751		0.99821	
33 Bolstar / Famphur	1.54988	1.27794	1.32328	1.33835	1.27633	1.28540						
	1.23307						AVRG		1.32632		7.86825	
34 Carbophenothion	1.57916	1.19992	1.27687	1.32336	1.26122	1.41398						
	1.25966						AVRG		1.33059		9.63398	

Table of Contents

TestAmerica

INITIAL CALIBRATION DATA

Start Cal Date : 26-JUN-2009 18:28
End Cal Date : 26-JUN-2009 21:13
Quant Method : ISTD
Target Version : 4.14
Integrator : Falcon
Method file : \\DenSvr03\Public\chem\GCS\GC_D2.i\0626091.B\8141A-1.m
Last Edit : 30-Jun-2009 12:45 GC_D2.i

Compound	0.2000000 Level 1	0.5000000 Level 2	1.0000 Level 3	2.0000 Level 4	3.0000 Level 5	4.0000 Level 6	Curve	Coefficients b	m1	m2	%RSD or R^2	
	5.0000 Level 7											
36 Phosmet	1.22087	1.01385	1.11032	1.20586	1.12340	1.16129						
	1.13672						AVRG		1.13890		6.04111	
37 EPN	9525	23196	48705	111165	171283	220388						1/x2
	294020						WLINR	0.02456	1.11450		0.99317	
38 Azinphos-methyl	1.19565	1.13516	1.16767	1.28235	1.23551	1.26700						
	1.21185						AVRG		1.21360		4.33999	
40 Azinphos-ethyl	23154	43578	74071	134607	209971	253982						1/x2
	318459						WLINR	-0.07409	1.26388		0.99928	
41 Coumaphos	1.00140	0.89806	0.92250	1.01947	1.01017	1.01013						
	0.99015						AVRG		0.97884		4.92558	
42 Merphos	1.61523	1.45962	1.38820	1.59026	1.52873	1.58626						
	1.49925						AVRG		1.52393		5.34513	
43 Total Demeton	1.94415	1.66775	1.60440	1.71838	1.66174	1.66727						
	1.68503						AVRG		1.70696		6.44185	

Table of Contents

TestAmerica

INITIAL CALIBRATION DATA

Start Cal Date : 26-JUN-2009 18:28
End Cal Date : 26-JUN-2009 21:13
Quant Method : ISTD
Target Version : 4.14
Integrator : Falcon
Method file : \\DenSvr03\Public\chem\GCS\GC_D2.i\0626091.B\8141A-1.m
Last Edit : 30-Jun-2009 12:45 GC_D2.i

Compound	0.2000000 Level 1	0.5000000 Level 2	1.0000 Level 3	2.0000 Level 4	3.0000 Level 5	4.0000 Level 6	Curve	Coefficients b	m1	m2	%RSD or R^2
	5.0000 Level 7										
$ 4 Chlormefos	2.28223	2.03679	2.00000	2.26084	2.35620	2.24671					
	2.15521						AVRG		2.19114		6.04132
$ 35 Triphenyl phosphate	1.09980	0.99217	0.96977	1.05450	0.99627	1.00900					
	0.95665						AVRG		1.01117		4.94580

Table of Contents

TestAmerica

INITIAL CALIBRATION DATA

Start Cal Date : 26-JUN-2009 18:28
End Cal Date : 26-JUN-2009 21:13
Quant Method : ISTD
Target Version : 4.14
Integrator : Falcon
Method file : \\DenSvr03\Public\chem\GCS\GC_D2.i\0626091.B\8141A-1.m
Last Edit : 30-Jun-2009 12:45 GC_D2.i

Curve	Formula	Units
Averaged	Amt = Rsp/m1	Response
Wt Linear	Amt = b + Rsp/m1	Response
Quad	Amt = b + m1*Rsp + m2*Rsp^2	Response

Table of Contents

n-2009 12:45

Calibration History

Method : \\DenSvr03\Public\chem\GCS\GC_D2.i\0626091.B\8141A-1.m
Start Cal Date: 26-JUN-2009 18:28
End Cal Date : 26-JUN-2009 21:13
Last Cal Level: 1
Last Cal Type : Continuing Calibration

Initial Calibration

Injection Date	Sublist	Calibration File
Cal Level: 1 , Cal Amount: 0.20000		
26-JUN-2009 21:13	8141A	\\DenSvr03\Public\chem\GCS\GC_D2.i\0626091.B\009F0901.D
Cal Level: 2 , Cal Amount: 0.50000		
26-JUN-2009 20:45	8141A	\\DenSvr03\Public\chem\GCS\GC_D2.i\0626091.B\008F0801.D
Cal Level: 3 , Cal Amount: 1.00000		
26-JUN-2009 20:18	8141A	\\DenSvr03\Public\chem\GCS\GC_D2.i\0626091.B\007F0701.D
Cal Level: 4 , Cal Amount: 2.00000		
26-JUN-2009 19:50	8141A	\\DenSvr03\Public\chem\GCS\GC_D2.i\0626091.B\006F0601.D
Cal Level: 5 , Cal Amount: 3.00000		
26-JUN-2009 19:23	8141A	\\DenSvr03\Public\chem\GCS\GC_D2.i\0626091.B\005F0501.D
Cal Level: 6 , Cal Amount: 4.00000		
26-JUN-2009 18:55	8141A	\\DenSvr03\Public\chem\GCS\GC_D2.i\0626091.B\004F0401.D
Cal Level: 7 , Cal Amount: 5.00000		
26-JUN-2009 18:28	8141A	\\DenSvr03\Public\chem\GCS\GC_D2.i\0626091.B\003F0301.D

Continuing Calibration

LOBAL LEVEL 4

26-JUN-2009 21:40	8141A	\\DenSvr03\Public\chem\GCS\GC_D2.i\0626091.B\010F1001.D
26-JUN-2009 19:50	8141A	\\DenSvr03\Public\chem\GCS\GC_D2.i\0626091.B\006F0601.D
26-JUN-2009 19:23	8141A	\\DenSvr03\Public\chem\GCS\GC_D2.i\0626091.B\005F0501.D

Svr03\Public\chem\GCS\GC_D2.i\0626092.B/010F1001.D
Report Date: 06/30/2009

CONTINUING CALIBRATION COMPOUNDS
PERCENT DRIFT REPORT

Instrument ID: GC_D2.i
Lab File ID: 010F1001.D
Analysis Type: NONE

Injection Date: 26-JUN-2009 21:40
Lab Sample ID: OPP SS GSV0633
Method File: \\DenSvr03\Public\chem\GCS\GC_D2.

	COMPOUND	EXPECTED CONC.	MEASURED CONC.	%D	MAX %D	
1	o,o,o-TEPT	2.0000	2.0069	0.3	15.0	
2	Dichlorvos	2.0000	1.7707	11.5	15.0	
3	Chlormefos	2.0000	1.6957	15.2	15.0	<- ok
4	Mevinphos	2.0000	1.8364	8.2	15.0	
5	Demeton-O	0.6500	2.0472	215.0	15.0	<- ok, see total demeton
6	Thionazin	2.0000	1.8758	6.2	15.0	
7	Ethoprop	2.0000	1.8962	5.2	15.0	
8	Phorate	2.0000	1.9509	2.5	15.0	
10	Naled	2.0000	1.0486	47.6	15.0	<-
146	Sulfotepp	2.0000	1.7143	14.3	15.0	
10	Simazine	2.0000	3.6013	80.1	15.0	<-
12	Diazinon	2.0000	2.0803	4.0	15.0	
150	Atrazine	2.0000	1.9693	1.5	15.0	
13	Propazine	2.0000	1.8742	6.3	15.0	
14	Disulfoton	2.0000	1.6970	15.1	15.0	<- ok
15	Demeton-S	1.3600	0.2011	85.2	15.0	<- ok, see total demeton
16	Dimethoate	2.0000	1.8701	6.5	15.0	
17	Ronnel	2.0000	2.0112	0.6	15.0	
148	Merphos-A (Merphos)	2.0000	0.5348	73.3	999.0	
18	Chlorpyrifos	2.0000	2.1084	5.4	15.0	
19	Fenthion	2.0000	2.0634	3.2	15.0	
20	Trichloronate	2.0000	1.8617	6.9	15.0	
21	Anilazine	2.0000	1.2425	37.9	15.0	<-
23	Methyl Parathion	2.0000	2.0228	1.1	15.0	
24	Malathion	2.0000	1.5362	23.2	15.0	<-
25	Tokuthion	2.0000	1.8925	5.4	15.0	
26	Parathion	2.0000	2.1337	6.7	15.0	
149	Merphos-B (Merphos Oxone)	2.0000	5.0080	150.4	999.0	
27	Tetrachlorvinphos (stirophos)	2.0000	2.0814	4.1	15.0	
28	Carbophenothion methyl	2.0000	1.2466	37.7	15.0	<-
28	Bolstar	2.0000	2.0778	3.9	15.0	
30	Carbophenothion	2.0000	1.7496	12.5	15.0	
29	Triphenyl phosphate	2.0000	1.7275	13.6	15.0	
30	Fensulfothion	2.0000	2.0824	4.1	15.0	
35	Phosmet / EPN	4.0000	3.4695	13.3	15.0	
33	Famphur	2.0000	1.7579	12.1	15.0	
34	Azinphos-methyl	2.0000	1.8108	9.5	15.0	
35	Azinphos-ethyl	2.0000	1.7982	10.1	15.0	
36	Coumaphos	2.0000	1.9588	2.1	15.0	

Svr03\Public\chem\GCS\GC_D2.i\0626092.B/010F1001.D
Report Date: 06/30/2009

CONTINUING CALIBRATION COMPOUNDS
PERCENT DRIFT REPORT

Instrument ID: GC_D2.i
Lab File ID: 010F1001.D
Analysis Type: NONE

Injection Date: 26-JUN-2009 21:40
Lab Sample ID: OPP SS GSV0633
Method File: \\DenSvr03\Public\chem\GCS\GC_D2.

COMPOUND	EXPECTED CONC.	MEASURED CONC.	%D	MAX %D	
22 Merphos	2.0000	1.6146	19.3	15.0	<-
40 Total Demeton	2.0000	2.2483	12.4	15.0	

Average %D = 24.2

Data File: \\DenSvr03\Public\chem\GCS\GC_D2.i\0626091.B/010F1001.D
Report Date: 06/30/2009

CONTINUING CALIBRATION COMPOUNDS
PERCENT DRIFT REPORT

Instrument ID: GC_D2.i
Lab File ID: 010F1001.D
Analysis Type: NONE

Injection Date: 26-JUN-2009 21:40
Lab Sample ID: OPP SS GSV0633
Method File: \\DenSvr03\Public\chem\GCS\GC_D2.

	COMPOUND	EXPECTED CONC.	MEASURED CONC.	%D	MAX %D	
1	o,o,o-TEPT	2.0000	2.0577	2.9	15.0	
2	Dichlorvos	2.0000	1.9061	4.7	15.0	
3	Mevinphos	2.0000	1.6977	15.1	15.0	<- Ok
4	Chlormefos	2.0000	1.7808	11.0	15.0	
5	Thionazin	2.0000	1.9740	1.3	15.0	
6	Demeton-O	0.6500	1.8707	187.8	15.0	<- ok, see total demeton
7	Ethoprop	2.0000	2.0536	2.7	15.0	
8	Naled	2.0000	1.1983	40.1	15.0	<-
9	Sulfotepp	2.0000	1.7932	10.3	15.0	
10	Phorate	2.0000	2.0180	0.9	15.0	
11	Dimethoate	2.0000	2.0859	4.3	15.0	
12	Demeton-S	1.3600	0.2313	83.0	15.0	<- ok, see total demeton
13	Simazine	2.0000	2.6218	31.1	15.0	<-
14	Atrazine	2.0000	1.9566	2.2	15.0	
15	propazine	2.0000	1.9127	4.4	15.0	
17	Disulfoton	2.0000	1.5890	20.6	15.0	<-
16	Diazinon	2.0000	2.1583	7.9	15.0	
18	Methyl Parathion	2.0000	2.0404	2.0	15.0	
19	Ronnel	2.0000	2.1513	7.6	15.0	
20	Malathion	2.0000	1.6248	18.8	15.0	<-
21	Fenthion	2.0000	1.8840	5.8	15.0	
22	Parathion	2.0000	1.9436	2.8	15.0	
23	Chlorpyrifos	2.0000	1.9720	1.4	15.0	
24	Trichloronate	2.0000	1.8619	6.9	15.0	
25	Anilazine	2.0000	1.0151	49.2	15.0	<-
148	Merphos-A (Merphos)	2.0000	0.4078	79.6	999.0	
26	Tetrachlorvinphos (Stirophos)	2.0000	2.0880	4.4	15.0	
28	Tokuthion	2.0000	2.0254	1.3	15.0	
149	Merphos-B (Merphos Oxone)	2.0000	6.6232	231.2	999.0	
29	Carbophenothion-methyl	2.0000	1.3536	32.3	15.0	<-
29	Fensulfothion	2.0000	1.9235	3.8	15.0	
30	Bolstar / Famphur	4.0000	4.0636	1.6	15.0	
32	Carbophenothion	2.0000	1.8639	6.8	15.0	
31	Triphenyl phosphate	2.0000	1.7170	14.2	15.0	
34	Phosmet	2.0000	1.6471	17.6	15.0	<-
32	EPN	2.0000	1.7931	10.3	15.0	
33	Azinphos-methyl	2.0000	1.9226	3.9	15.0	
35	Azinphos-ethyl	2.0000	1.8331	8.3	15.0	
36	Coumaphos	2.0000	2.0063	0.3	15.0	

\\DenSvr03\Public\chem\GCS\GC_D2.i\0626091.B/010F1001.D
Report Date: 06/30/2009

CONTINUING CALIBRATION COMPOUNDS
PERCENT DRIFT REPORT

Instrument ID: GC_D2.i
Lab File ID: 010F1001.D
Analysis Type: NONE

Injection Date: 26-JUN-2009 21:40
Lab Sample ID: OPP SS GSV0633
Method File: \\DenSvr03\Public\chem\GCS\GC_D2.

COMPOUND	EXPECTED CONC.	MEASURED CONC.	%D	MAX %D
27 Merphos	2.0000	1.7215	13.9	15.0
40 Total Demeton	2.0000	2.1021	5.1	15.0

Average %D = 23.4

Data File: \\DenSvr03\Public\chem\GCS\GC_D2.i\0702092.B/003F0301.D
Report Date: 07/07/2009

CONTINUING CALIBRATION COMPOUNDS
PERCENT DRIFT REPORT

Instrument ID: GC_D2.i
Lab File ID: 003F0301.D
Analysis Type: NONE

Injection Date: 02-JUL-2009 18:33
Lab Sample ID: OPP L5 GSV0635
Method File: \\DenSvr03\Public\chem\GCS\GC_D2.i\07

	COMPOUND	EXPECTED CONC.	MEASURED CONC.	%D	MAX %D	
1	o,o,o-TEPT	3.0000	3.1402	4.7	15.0	
2	Dichlorvos	3.0000	2.5386	15.4	15.0	<-
3	Chlormefos	3.0000	3.5024	16.7	15.0	<-
4	Mevinphos	3.0000	2.9076	3.1	15.0	
5	Demeton-O	0.9750	1.0128	3.9	15.0	
6	Thionazin	3.0000	3.2099	7.0	15.0	
7	Ethoprop	3.0000	2.7537	8.2	15.0	
8	Phorate	3.0000	3.6350	21.2	15.0	<-
10	Naled	3.0000	3.7566	25.2	15.0	<-
146	Sulfotepp	3.0000	3.2432	8.1	15.0	
10	Simazine	3.0000	2.7089	9.7	15.0	
12	Diazinon	3.0000	3.1478	4.9	15.0	
150	Atrazine	3.0000	3.4354	14.5	15.0	
13	Propazine	3.0000	3.3374	11.2	15.0	
14	Disulfoton	3.0000	3.2825	9.4	15.0	
15	Demeton-S	2.0400	2.2323	9.4	15.0	
16	Dimethoate	3.0000	3.0163	0.5	15.0	
17	Ronnel	3.0000	3.2794	9.3	15.0	
148	Merphos-A (Merphos)	3.0000	3.1224	4.1	999.0	
18	Chlorpyrifos	3.0000	3.3164	10.5	15.0	
19	Fenthion	3.0000	3.0207	0.7	15.0	
20	Trichloronate	3.0000	3.2492	8.3	15.0	
21	Anilazine	3.0000	0.1451	95.2	15.0	<-
23	Methyl Parathion	3.0000	3.2077	6.9	15.0	
24	Malathion	3.0000	3.1851	6.2	15.0	
25	Tokuthion	3.0000	3.2134	7.1	15.0	
26	Parathion	3.0000	3.4142	13.8	15.0	
149	Merphos-B (Merphos Oxone)	3.0000	2.8181	6.1	999.0	
27	Tetrachlorvinphos (stirophos)	3.0000	2.9979	0.1	15.0	
28	Carbophenothion methyl	3.0000	3.2160	7.2	15.0	
28	Bolstar	3.0000	3.2942	9.8	15.0	
30	Carbophenothion	3.0000	3.6951	23.2	15.0	<-
29	Triphenyl phosphate	3.0000	3.1479	4.9	15.0	
30	Fensulfothion	3.0000	2.4620	17.9	15.0	<-
35	Phosmet / EPN	6.0000	6.4523	7.5	15.0	
33	Famphur	3.0000	3.1573	5.2	15.0	
34	Azinphos-methyl	3.0000	2.6085	13.0	15.0	
35	Azinphos-ethyl	3.0000	2.9920	0.3	15.0	
36	Coumaphos	3.0000	2.8528	4.9	15.0	

Data File: \\DenSvr03\Public\chem\GCS\GC_D2.i\0702092.B/003F0301.D
Report Date: 07/07/2009

CONTINUING CALIBRATION COMPOUNDS
PERCENT DRIFT REPORT

Instrument ID: GC_D2.i
Lab File ID: 003F0301.D
Analysis Type: NONE

Injection Date: 02-JUL-2009 18:33
Lab Sample ID: OPP L5 GSV0635
Method File: \\DenSvr03\Public\chem\GCS\GC_D2.i\07

COMPOUND	EXPECTED CONC.	MEASURED CONC.	%D	MAX %D	
22 Merphos	3.0000	3.5244	17.5	15.0	<-
40 Total Demeton	3.0000	3.2452	8.2	15.0	

Average %D = 11.2

Data File: \\DenSvr03\Public\chem\GCS\GC_D2.i\0702091.B/003F0301.D
eport Date: 07/07/2009

CONTINUING CALIBRATION COMPOUNDS
PERCENT DRIFT REPORT

nstrument ID: GC_D2.i
ab File ID: 003F0301.D
nalysis Type: NONE

Injection Date: 02-JUL-2009 18:33
Lab Sample ID: OPP L5 GSV0635
Method File: \\DenSvr03\Public\chem\GCS\GC_D2.i\07

	COMPOUND	EXPECTED CONC.	MEASURED CONC.	%D	MAX %D	
1	o,o,o-TEPT	3.0000	3.0690	2.3	15.0	
2	Dichlorvos	3.0000	2.3679	21.1	15.0	<-
3	Mevinphos	3.0000	1.6221	45.9	15.0	<-
4	Chlormefos	3.0000	3.5104	17.0	15.0	<-
5	Thionazin	3.0000	3.0197	0.7	15.0	
6	Demeton-O	0.9750	1.0220	4.8	15.0	
7	Ethoprop	3.0000	2.8919	3.6	15.0	
8	Naled	3.0000	3.8664	28.9	15.0	<-
9	Sulfotepp	3.0000	3.1065	3.6	15.0	
10	Phorate	3.0000	3.1715	5.7	15.0	
11	Dimethoate	3.0000	1.5089	49.7	15.0	<-
12	Demeton-S	2.0400	2.3325	14.3	15.0	
13	Simazine	3.0000	3.3646	12.2	15.0	
14	Atrazine	3.0000	3.1895	6.3	15.0	
15	propazine	3.0000	3.2080	6.9	15.0	
17	Disulfoton	3.0000	3.0155	0.5	15.0	
16	Diazinon	3.0000	3.2451	8.2	15.0	
18	Methyl Parathion	3.0000	3.3131	10.4	15.0	
19	Ronnel	3.0000	2.8349	5.5	15.0	
20	Malathion	3.0000	3.1113	3.7	15.0	
21	Fenthion	3.0000	2.9795	0.7	15.0	
22	Parathion	3.0000	3.1145	3.8	15.0	
23	Chlorpyrifos	3.0000	3.3032	10.1	15.0	
24	Trichloronate	3.0000	3.2922	9.7	15.0	
25	Anilazine	3.0000	2.5672	14.4	15.0	
148	Merphos-A (Merphos)	3.0000	3.1842	6.1	999.0	
26	Tetrachlorvinphos (Stirophos)	3.0000	2.9493	1.7	15.0	
28	Tokuthion	3.0000	3.3239	10.8	15.0	
149	Merphos-B (Merphos Oxone)	3.0000	3.2508	8.4	999.0	
29	Carbophenothion-methyl	3.0000	2.9912	0.3	15.0	
29	Fensulfothion	3.0000	1.6804	44.0	15.0	<-
30	Bolstar / Famphur	6.0000	5.8518	2.5	15.0	
32	Carbophenothion	3.0000	3.0380	1.3	15.0	
31	Triphenyl phosphate	3.0000	2.9554	1.5	15.0	
34	Phosmet	3.0000	2.8590	4.7	15.0	
32	EPN	3.0000	3.6350	21.2	15.0	<-
33	Azinphos-methyl	3.0000	2.5900	13.7	15.0	
35	Azinphos-ethyl	3.0000	2.9745	0.8	15.0	
36	Coumaphos	3.0000	2.7141	9.5	15.0	

Data File: \\DenSvr03\Public\chem\GCS\GC_D2.i\0702091.B/003F0301.D
eport Date: 07/07/2009

CONTINUING CALIBRATION COMPOUNDS
PERCENT DRIFT REPORT

nstrument ID: GC_D2.i
ab File ID: 003F0301.D
nalysis Type: NONE

Injection Date: 02-JUL-2009 18:33
Lab Sample ID: OPP L5 GSV0635
Method File: \\DenSvr03\Public\chem\GCS\GC_D2.i\07

COMPOUND	EXPECTED CONC.	MEASURED CONC.	%D	MAX %D
27 Merphos	3.0000	3.2129	7.1	15.0
40 Total Demeton	3.0000	3.3545	11.8	15.0

Average %D = 10.6

Data File: \\DenSvr03\Public\chem\GCS\GC_D2.i\0702092.B/019F1901.D
eport Date: 07/07/2009

CONTINUING CALIBRATION COMPOUNDS
PERCENT DRIFT REPORT

nstrument ID: GC_D2.i
ab File ID: 019F1901.D
nalysis Type: NONE

Injection Date: 03-JUL-2009 01:50
Lab Sample ID: OPP L5 GSV0635
Method File: \\DenSvr03\Public\chem\GCS\GC_D2.i\07

	COMPOUND	EXPECTED CONC.	MEASURED CONC.	%D	MAX %D	
1	o,o,o-TEPT	3.0000	2.8767	4.1	15.0	
2	Dichlorvos	3.0000	2.5613	14.6	15.0	
3	Chlormefos	3.0000	3.2687	9.0	15.0	
4	Mevinphos	3.0000	2.3315	22.3	15.0	<-
5	Demeton-O	0.9750	0.9656	1.0	15.0	
6	Thionazin	3.0000	2.8068	6.4	15.0	
7	Ethoprop	3.0000	2.6250	12.5	15.0	
8	Phorate	3.0000	3.3383	11.3	15.0	
10	Naled	3.0000	3.5402	18.0	15.0	<-
146	Sulfotepp	3.0000	3.1135	3.8	15.0	
10	Simazine	3.0000	2.4738	17.5	15.0	<-
12	Diazinon	3.0000	2.9861	0.5	15.0	
150	Atrazine	3.0000	3.3002	10.0	15.0	
13	Propazine	3.0000	3.1158	3.9	15.0	
14	Disulfoton	3.0000	3.2319	7.7	15.0	
15	Demeton-S	2.0400	2.2051	8.1	15.0	
16	Dimethoate	3.0000	2.6769	10.8	15.0	
17	Ronnel	3.0000	3.2063	6.9	15.0	
148	Merphos-A (Merphos)	3.0000	3.7133	23.8	999.0	
18	Chlorpyrifos	3.0000	3.1895	6.3	15.0	
19	Fenthion	3.0000	2.7392	8.7	15.0	
20	Trichloronate	3.0000	3.0963	3.2	15.0	
21	Anilazine	3.0000	2.2852	23.8	15.0	<-
23	Methyl Parathion	3.0000	3.2525	8.4	15.0	
24	Malathion	3.0000	2.9367	2.1	15.0	
25	Tokuthion	3.0000	3.0407	1.4	15.0	
26	Parathion	3.0000	3.0922	3.1	15.0	
149	Merphos-B (Merphos Oxone)	3.0000	3.2391	8.0	999.0	
27	Tetrachlorvinphos (stirophos)	3.0000	2.7420	8.6	15.0	
28	Carbophenothion methyl	3.0000	2.8042	6.5	15.0	
28	Bolstar	3.0000	3.1235	4.1	15.0	
30	Carbophenothion	3.0000	3.3193	10.6	15.0	
29	Triphenyl phosphate	3.0000	3.2074	6.9	15.0	
30	Fensulfothion	3.0000	2.3134	22.9	15.0	<-
35	Phosmet / EPN	6.0000	5.8781	2.0	15.0	
33	Famphur	3.0000	2.9101	3.0	15.0	
34	Azinphos-methyl	3.0000	2.2226	25.9	15.0	<-
35	Azinphos-ethyl	3.0000	2.7450	8.5	15.0	
36	Coumaphos	3.0000	2.6318	12.3	15.0	

Data File: \\DenSvr03\Public\chem\GCS\GC_D2.i\0702092.B/019F1901.D
eport Date: 07/07/2009

CONTINUING CALIBRATION COMPOUNDS
PERCENT DRIFT REPORT

nstrument ID: GC_D2.i
ab File ID: 019F1901.D
nalysis Type: NONE

Injection Date: 03-JUL-2009 01:50
Lab Sample ID: OPP L5 GSV0635
Method File: \\DenSvr03\Public\chem\GCS\GC_D2.i\07

COMPOUND	EXPECTED CONC.	MEASURED CONC.	%D	MAX %D	
22 Merphos	3.0000	3.8141	27.1	15.0	<-
40 Total Demeton	3.0000	3.1707	5.7	15.0	

Average %D = 9.79

Data File: \\DenSvr03\Public\chem\GCS\GC_D2.i\0702091.B/019F1901.D
Report Date: 07/07/2009

CONTINUING CALIBRATION COMPOUNDS
PERCENT DRIFT REPORT

Instrument ID: GC_D2.i
Lab File ID: 019F1901.D
Analysis Type: NONE

Injection Date: 03-JUL-2009 01:50
Lab Sample ID: OPP L5 GSV0635
Method File: \\DenSvr03\Public\chem\GCS\GC_D2.i\07

	COMPOUND	EXPECTED CONC.	MEASURED CONC.	%D	MAX %D	
1	o,o,o-TEPT	3.0000	2.5866	13.8	15.0	
2	Dichlorvos	3.0000	2.4836	17.2	15.0	<-
3	Mevinphos	3.0000	1.3260	55.8	15.0	<-
4	Chlormefos	3.0000	3.5856	19.5	15.0	<-
5	Thionazin	3.0000	2.8382	5.4	15.0	
6	Demeton-O	0.9750	0.9621	1.3	15.0	
7	Ethoprop	3.0000	3.1201	4.0	15.0	
8	Naled	3.0000	3.7667	25.6	15.0	<-
9	Sulfotepp	3.0000	3.1436	4.8	15.0	
10	Phorate	3.0000	3.2797	9.3	15.0	
11	Dimethoate	3.0000	1.2645	57.8	15.0	<-
12	Demeton-S	2.0400	2.2864	12.1	15.0	
13	Simazine	3.0000	4.0653	35.5	15.0	<-
14	Atrazine	3.0000	3.1195	4.0	15.0	
15	propazine	3.0000	2.9041	3.2	15.0	
17	Disulfoton	3.0000	2.8805	4.0	15.0	
16	Diazinon	3.0000	2.9541	1.5	15.0	
18	Methyl Parathion	3.0000	3.1865	6.2	15.0	
19	Ronnel	3.0000	2.7464	8.5	15.0	
20	Malathion	3.0000	3.0067	0.2	15.0	
21	Fenthion	3.0000	2.9822	0.6	15.0	
22	Parathion	3.0000	2.9428	1.9	15.0	
23	Chlorpyrifos	3.0000	3.3794	12.6	15.0	
24	Trichloronate	3.0000	3.1685	5.6	15.0	
25	Anilazine	3.0000	0.9550	68.2	15.0	<-
148	Merphos-A (Merphos)	3.0000	3.1582	5.3	999.0	
26	Tetrachlorvinphos (Stirophos)	3.0000	2.6498	11.7	15.0	
28	Tokuthion	3.0000	3.2902	9.7	15.0	
149	Merphos-B (Merphos Oxone)	3.0000	3.4176	13.9	999.0	
29	Carbophenothion-methyl	3.0000	2.9717	0.9	15.0	
29	Fensulfothion	3.0000	1.2169	59.4	15.0	<-
30	Bolstar / Famphur	6.0000	5.7513	4.1	15.0	
32	Carbophenothion	3.0000	3.0572	1.9	15.0	
31	Triphenyl phosphate	3.0000	2.9428	1.9	15.0	
34	Phosmet	3.0000	2.6901	10.3	15.0	
32	EPN	3.0000	3.3813	12.7	15.0	
33	Azinphos-methyl	3.0000	2.3080	23.1	15.0	<-
35	Azinphos-ethyl	3.0000	2.8069	6.4	15.0	
36	Coumaphos	3.0000	2.3775	20.8	15.0	<-

Data File: \\DenSvr03\Public\chem\GCS\GC_D2.i\0702091.B/019F1901.D
Report Date: 07/07/2009

CONTINUING CALIBRATION COMPOUNDS
PERCENT DRIFT REPORT

Instrument ID: GC_D2.i
Lab File ID: 019F1901.D
Analysis Type: NONE

Injection Date: 03-JUL-2009 01:50
Lab Sample ID: OPP L5 GSV0635
Method File: \\DenSvr03\Public\chem\GCS\GC_D2.i\07

COMPOUND	EXPECTED CONC.	MEASURED CONC.	%D	MAX %D
27 Merphos	3.0000	3.2280	7.6	15.0
40 Total Demeton	3.0000	3.2485	8.3	15.0

Average %D = 14.1

UENCE\062609.S

Sequence Table (Front Injector):

Quantification Part:

Line	Location	SampleName	SampleAmount	ISTDAmt	Multiplier	Dilution
1	Vial 1	PRIMER				
2	Vial 2	HEXANE				
3	Vial 3	OPP L7 GSV0634				
4	Vial 4	OPP L6 GSV0637				
5	Vial 5	OPP L5 GSV0635				
6	Vial 6	OPP L4 GSV0638				
7	Vial 7	OPP L3 GSV0639				
8	Vial 8	OPP L2 GSV0640				
9	Vial 9	OPP L1 GSV0641				
10	Vial 10	OPP SS GSV0633				
11	Vial 11	GSV075309 SPK				
12	Vial 12	LE2931AA,MB				
13	Vial 13	LE2931AC,LCS				
14	Vial 14	LE2931AD,LCSD				
15	Vial 15	LEQA91AC,222-15				10
16	Vial 16	LEQA91AC,222-15				3
17	Vial 17	LEQCQ1AC,222-18				2
18	Vial 18	LERD61AD,377-1				
19	Vial 19	LERD81AH,377-3				
20	Vial 20	LERN71AF,115-1				
21	Vial 21	LERPQ1AF,115-2				
22	Vial 22	LERPX1AF,115-3				
23	Vial 23	LE1F91AJ,138-1				
24	Vial 24	OPP L5 GSV0635				
25	Vial 25	LE29M1AA,MB				
26	Vial 26	LE29M1AC,LCS				
27	Vial 27	LE29M1AD,LCSD				
28	Vial 28	LEQA91AA,222-15				10
29	Vial 29	LEQA91AA,222-15				3
30	Vial 30	LEQCQ1AA,222-18				2
31	Vial 31	LFARC1AA,MB				
32	Vial 32	LFARC1AC,LCS				
33	Vial 33	LFARC1AD,LCSD				
34	Vial 34	LEKL02AA,185-1				
35	Vial 35	LE29L1AA,MB				
36	Vial 36	LE29L1AC,LCS				
37	Vial 37	LE29L1AD,LCSD				
38	Vial 38	LERCV1AA,370-1				
39	Vial 39	LEWJG1AA,143-1				
40	Vial 40	OPP L5 GSV0635				
41	Vial 41	LE5PX1AA,MB				
42	Vial 42	LE5PX1AC,LCS				
43	Vial 43	LE5PX1AD,LCSD				
44	Vial 44	LE39F1AA,179-1				
45	Vial 45	LE3PF1AA,179-2				
46	Vial 46	LE39L1AA,179-3				
47	Vial 47	LFARL1AA,MB				
48	Vial 48	LFARL1AC,LCS				
49	Vial 49	LFARL1AD,LCSD				
50	Vial 50	LEKLE2AE,180-2				
51	Vial 51	LEKLF2AE,180-3				
52	Vial 52	LEKLL2AE,180-4				
53	Vial 53	LEKLQ2AE,180-5				
54	Vial 54	LENR72AD,322-1				
55	Vial 55	LEPG32AJ,161-1				
56	Vial 56	OPP L5 GSV0635				
57	Vial 57	LFD4N1AA,MB				
58	Vial 58	LFD4N1AC,LCS				

RR

22 6/26/2009 11:59:30 AM MPK/TLW

UENCE\062609.S

Line	Location	SampleName	SampleAmount	ISTDAmt	Multiplier	Dilution
59	Vial 59	LFD4N1AD,LCSD				
60	Vial 60	LE3041AJ,158-1				
61	Vial 61	LFD4W1AA,MB				
62	Vial 62	LFD4W1AC,LCS				
63	Vial 63	LFD4W1AD,LCSD				
64	Vial 64	LE7EE1AA,266-2				
65	Vial 65	LE9Q61AA,216-2				
66	Vial 66	LE9RA1AA,216-3				
67	Vial 67	LFC4Q1AD,199-2				
68	Vial 68	OPP L5 GSV0635				
69	Vial 69	LFAN01AA,MB				
70	Vial 70	LFAN01AC,LCS				
71	Vial 71	LFAN01AD,LCSD				
72	Vial 72	LE4291AA,273-1				
73	Vial 73	LE4291AD,273-1S				
74	Vial 74	LE4291AE,273-1D				
75	Vial 75	LE9PJ1AA,215-1				
76	Vial 76	OPP L5 GSV0635				
77	Vial 77	OPP L1 GSV0641				
78	Vial 100	HEXANE/ACETONE				

Sequence Table (Back Injector):

No entries - empty table!

QUENCE\070209.S

Sequence Table (Front Injector):

Quantification Part:

Line	Location	SampleName	SampleAmount	ISTDAmt	Multiplier	Dilution
1	Vial 1	PRIMER				
2	Vial 2	HEXANE				
3	Vial 3	OPP L5 GSV0635				
4	Vial 4	LFWQ11AA,MB				
5	Vial 5	LFWQ11AC,LCS				
6	Vial 6	LERCV2AA,370-1				
7	Vial 7	LFX7D1AA,264-1				
8	Vial 8	LFX7D1AC,264-1S				
9	Vial 9	LFX7D1AD,264-1D				
10	Vial 10	LFTN31AA,MB				
11	Vial 11	LFTN31AC,LCS				
12	Vial 12	LFTN31AD,LCSD				
13	Vial 13	LFQ0D1AA,150-1				
14	Vial 14	LFTN21AA,MB				
15	Vial 15	LFTN21AC,LCS				
16	Vial 16	LFTN21AD,LCSD				
17	Vial 17	LFPTE1AA,258-4				
18	Vial 18	LFPTK1AA,258-7				
19	Vial 19	OPP L5 GSV0635				
20	Vial 20	LFHPJ1AA,MB				
21	Vial 21	LFHPJ1AC,LCS				
22	Vial 22	LFC4G1AA,197-1				
23	Vial 23	LFC4G1AD,197-1S				
24	Vial 24	LFC4G1AE,197-1D				
25	Vial 25	LFC4M1AA,198-1				
26	Vial 26	OPP L5 GSV0635				
27	Vial 27	OPP L1 GSV0641				
28	Vial 100	HEXANE/ACETONE				

9181503

9180507

9180506

9175172

10 JDW 2/2/09
3
2

Sequence Table (Back Injector):

No entries - empty table!

TestAmerica

Semivolatile GC

CLP-Like Forms

Lot ID: D9F130143

Client: Northgate/Tronox

Method: SW846 8141A

Associated Samples: 001

Batch: 9168145

TestAmerica
THE LEADER IN ENVIRONMENTAL TESTING

Northgate Environmental Management, Inc.

Analysis Data Sheet

Lab Name:	TESTAMERICA DENVER	**Client Sample ID:**	M-142B
Lot/SDG Number:	8304604	**Lab Sample ID:**	D9F130143-001
Matrix:	WATER	**Lab WorkOrder:**	LEWJG1AA
% Moisture:	N/A	**Date/Time Collected:**	06/12/09 09:45
Basis:	Wet	**Date/Time Received:**	06/13/09 08:15
Analysis Method:	8141A	**Date Leached:**	
Unit:	ug/L	**Date/Time Extracted:**	06/17/09 10:00
QC Batch ID:	9168145	**Date/Time Analyzed:**	07/01/09 00:53
Sample Aliquot:	1075 mL	**Instrument ID:**	D2
Dilution Factor:	1		

CAS No.	Analyte	Conc.	MDL	RL	Q
86-50-0	Azinphos-methyl	0.17	0.17	2.5	U
35400-43-2	Bolstar	0.31	0.31	1.0	U
2921-88-2	Chlorpyrifos	0.36	0.36	1.0	U
56-72-4	Coumaphos	0.14	0.14	1.0	U
298-03-3	Demeton-O	0.14	0.14	1.0	U
126-75-0	Demeton-S	0.069	0.069	1.0	U
333-41-5	Diazinon	0.15	0.15	1.0	U
62-73-7	Dichlorvos	0.16	0.16	1.0	U
60-51-5	Dimethoate	0.45	0.45	1.5	U
298-04-4	Disulfoton	0.32	0.32	1.0	U
2104-64-5	EPN	0.15	0.15	1.2	U
13194-48-4	Ethoprop	0.18	0.18	0.50	U
56-38-2	Ethyl parathion	0.14	0.14	1.0	U
52-85-7	Famphur	0.18	0.18	1.0	U
115-90-2	Fensulfothion	0.54	0.54	2.5	U
55-38-9	Fenthion	0.15	0.15	2.5	U
121-75-5	Malathion	0.13	0.13	1.2	U
150-50-5	Merphos	0.17	0.17	5.0	U
298-00-0	Methyl parathion	0.14	0.14	4.0	U
7786-34-7	Mevinphos	0.46	0.46	6.2	U
300-76-5	Naled	0.25	0.25	1.0	U
298-02-2	Phorate	0.15	0.15	1.2	U
299-84-3	Ronnel	0.12	0.12	10	U
3689-24-5	Sulfotepp	0.17	0.17	1.5	U
961-11-5	Tetrachlorvinphos (Stirophos)	0.12	0.12	3.5	U

TestAmerica
THE LEADER IN ENVIRONMENTAL TESTING

Northgate Environmental Management, Inc.

Analysis Data Sheet

Lab Name:	TESTAMERICA DENVER	**Client Sample ID:**	M-142B
Lot/SDG Number:	8304604	**Lab Sample ID:**	D9F130143-001
Matrix:	WATER	**Lab WorkOrder:**	LEWJG1AA
% Moisture:	N/A	**Date/Time Collected:**	06/12/09 09:45
Basis:	Wet	**Date/Time Received:**	06/13/09 08:15
Analysis Method:	8141A	**Date Leached:**	
Unit:	ug/L	**Date/Time Extracted:**	06/17/09 10:00
QC Batch ID:	9168145	**Date/Time Analyzed:**	07/01/09 00:53
Sample Aliquot:	1075 mL	**Instrument ID:**	D2
Dilution Factor:	1		

CAS No.	Analyte	Conc.	MDL	RL	Q
297-97-2	Thionazin	0.31	0.31	1.0	U
34643-46-4	Tokuthion	0.12	0.12	1.6	U
327-98-0	Trichloronate	0.24	0.24	1.0	U

CAS No.	Surrogate	% Rec	Lower Limit	Upper Limit	Q
115-86-6	Triphenyl phosphate	68	60	154	
24934-91-6	Chlormefos	53	49	171	

TestAmerica
THE LEADER IN ENVIRONMENTAL TESTING

Northgate Environmental Management, Inc.

Analysis Data Sheet

Lab Name:	TESTAMERICA DENVER	**Client Sample ID:**	
Lot/SDG Number:	8304604	**Lab Sample ID:**	D9F170000-145B
Matrix:	WATER	**Lab WorkOrder:**	LE29L1AA
% Moisture:		**Date/Time Collected:**	
Basis:	Wet	**Date/Time Received:**	
Analysis Method:	8141A	**Date Leached:**	
Unit:	ug/L	**Date/Time Extracted:**	06/17/09 10:00
QC Batch ID:	9168145	**Date/Time Analyzed:**	06/30/09 18:30
Sample Aliquot:	1000 mL	**Instrument ID:**	D2
Dilution Factor:	1		

CAS No.	Analyte	Conc.	MDL	RL	Q
62-73-7	Dichlorvos	0.16	0.16	1.0	U
297-97-2	Thionazin	0.31	0.31	1.0	U
60-51-5	Dimethoate	0.45	0.45	1.5	U
298-04-4	Disulfoton	0.32	0.32	1.0	U
2104-64-5	EPN	0.15	0.15	1.2	U
13194-48-4	Ethoprop	0.18	0.18	0.50	U
52-85-7	Famphur	0.18	0.18	1.0	U
115-90-2	Fensulfothion	0.54	0.54	2.5	U
55-38-9	Fenthion	0.15	0.15	2.5	U
121-75-5	Malathion	0.13	0.13	1.2	U
150-50-5	Merphos	0.17	0.17	5.0	U
298-00-0	Methyl parathion	0.14	0.14	4.0	U
86-50-0	Azinphos-methyl	0.17	0.17	2.5	U
7786-34-7	Mevinphos	0.46	0.46	6.2	U
300-76-5	Naled	0.25	0.25	1.0	U
56-38-2	Ethyl parathion	0.14	0.14	1.0	U
298-02-2	Phorate	0.15	0.15	1.2	U
299-84-3	Ronnel	0.12	0.12	10	U
3689-24-5	Sulfotepp	0.17	0.17	1.5	U
34643-46-4	Tokuthion	0.12	0.12	1.6	U
327-98-0	Trichloronate	0.24	0.24	1.0	U
35400-43-2	Bolstar	0.31	0.31	1.0	U
961-11-5	Tetrachlorvinphos (Stirophos)	0.12	0.12	3.5	U
2921-88-2	Chlorpyrifos	0.36	0.36	1.0	U
56-72-4	Coumaphos	0.14	0.14	1.0	U
298-03-3	Demeton-O	0.14	0.14	1.0	U
126-75-0	Demeton-S	0.069	0.069	1.0	U
333-41-5	Diazinon	0.15	0.15	1.0	U

TestAmerica
THE LEADER IN ENVIRONMENTAL TESTING

Northgate Environmental Management, Inc.

Analysis Data Sheet

Lab Name:	TESTAMERICA DENVER	**Client Sample ID:**	
Lot/SDG Number:	8304604	**Lab Sample ID:**	D9F170000-145B
Matrix:	WATER	**Lab WorkOrder:**	LE29L1AA
% Moisture:		**Date/Time Collected:**	
Basis:	Wet	**Date/Time Received:**	
Analysis Method:	8141A	**Date Leached:**	
Unit:	ug/L	**Date/Time Extracted:**	06/17/09 10:00
QC Batch ID:	9168145	**Date/Time Analyzed:**	06/30/09 18:30
Sample Aliquot:	1000 mL	**Instrument ID:**	D2
Dilution Factor:	1		

CAS No.	Surrogate	% Rec	Lower Limit	Upper Limit	Q
115-86-6	Triphenyl phosphate	66	60	154	
24934-91-6	Chlormefos	58	49	171	

TestAmerica
THE LEADER IN ENVIRONMENTAL TESTING

Northgate Environmental Management, Inc.

Surrogate Recovery Summary

Lab Name: TESTAMERICA DENVER **Extraction** I09P29H
Lot/SDG Number: 8304604 **QC Batch ID:** 9168145

Client ID	Work Order	SRG1	SRG2	SRG3	SRG4	SRG5	SRG6	SRG7	SRG8	TOT OUT
INTRA-LAB BLANK	LE29L1AA	58	66							0
CHECK SAMPLE	LE29L1AC	65	70							0
DUPLICATE CHECK	LE29L1AD	61	79							0
M-6AB	LERCV1AA	18 *	22 *							2
M-142B	LEWJG1AA	53	68							0

Surrogate Number	Surrogate Name	Lower Control Limit	Upper Control Limit
SRG 1	Chlormefos	49	171
SRG 2	Triphenyl phosphate	60	154

TestAmerica
THE LEADER IN ENVIRONMENTAL TESTING

Northgate Environmental Management, Inc.

Analysis Data Sheet

Lab Name:	TESTAMERICA DENVER	**Client Sample ID:**	
Lot/SDG Number:	8304604	**Lab Sample ID:**	D9F170000-145C
Matrix:	WATER	**Lab WorkOrder:**	LE29L1AC
% Moisture:	N/A	**Date/Time Collected:**	
Basis:	Wet	**Date/Time Received:**	
Analysis Method:	8141A	**Date Leached:**	
Unit:	ug/L	**Date/Time Extracted:**	06/17/09 10:00
QC Batch ID:	9168145	**Date/Time Analyzed:**	06/30/09 18:57
Sample Aliquot:	1000 mL	**Instrument ID:**	D2
Dilution Factor:	1		

Analyte	True	Found	%Rec	Q	Limits
Dichlorvos	4.00	2.32	58		40 - 193
Thionazin	4.00	2.76	69		39 - 180
Dimethoate	4.00	1.96	49		33 - 139
Disulfoton	4.00	1.96	49		44 - 139
Ethoprop	4.00	3.00	75		43 - 165
Famphur	8.00	5.73	72		51 - 131
Fensulfothion	4.00	1.86	46		46 - 115
Fenthion	4.00	2.66	66		63 - 128
Malathion	4.00	2.23	56		53 - 137
Methyl parathion	4.00	2.77	69		55 - 131
Azinphos-methyl	4.00	2.40	60		42 - 125
Mevinphos	4.00	1.70	43		39 - 175
Ethyl parathion	4.00	3.01	75		47 - 142
Phorate	4.00	2.66	67		46 - 142
Ronnel	4.00	2.58	65		43 - 115
Sulfotepp	4.00	2.55	64		29 - 166
Trichloronate	4.00	2.76	69		60 - 115
Chlorpyrifos	4.00	2.86	71		60 - 120
Coumaphos	4.00	2.58	65		61 - 115
Diazinon	4.00	2.93	73		47 - 149

CAS No.	Surrogate	% Rec	Lower Limit	Upper Limit	Q
115-86-6	Triphenyl phosphate	70	60	154	
24934-91-6	Chlormefos	65	49	171	

TestAmerica
THE LEADER IN ENVIRONMENTAL TESTING

Northgate Environmental Management, Inc.

Analysis Data Sheet

Lab Name:	TESTAMERICA DENVER	**Client Sample ID:**	
Lot/SDG Number:	8304604	**Lab Sample ID:**	D9F170000-145L
Matrix:	WATER	**Lab WorkOrder:**	LE29L1AD
% Moisture:	N/A	**Date/Time Collected:**	
Basis:	Wet	**Date/Time Received:**	
Analysis Method:	8141A	**Date Leached:**	
Unit:	ug/L	**Date/Time Extracted:**	06/17/09 10:00
QC Batch ID:	9168145	**Date/Time Analyzed:**	06/30/09 19:25
Sample Aliquot:	1000 mL	**Instrument ID:**	D2
Dilution Factor:	1		

Analyte	True	Found	C	% Rec	Q	RPD	Q	QC Limits	
								% Rec	RPD
Dichlorvos	4.00	2.07		52		11		40 - 193	49
Thionazin	4.00	2.77		69		0.10		39 - 180	40
Dimethoate	4.00	2.11		53		7.6		33 - 139	50
Disulfoton	4.00	1.76		44		11		44 - 139	40
Ethoprop	4.00	3.07		77		2.3		43 - 165	36
Famphur	8.00	6.61		83		14		51 - 131	88
Fensulfothion	4.00	2.80		70		41		46 - 115	62
Fenthion	4.00	2.71		68		1.8		63 - 128	41
Malathion	4.00	2.43		61		8.5		53 - 137	28
Methyl parathion	4.00	2.96		74		6.6		55 - 131	30
Azinphos-methyl	4.00	2.67		67		11		42 - 125	36
Mevinphos	4.00	1.61		40		5.8		39 - 175	40
Ethyl parathion	4.00	3.20		80		6.2		47 - 142	40
Phorate	4.00	2.70		68		1.5		46 - 142	40
Ronnel	4.00	2.56		64		0.81		43 - 115	39
Sulfotepp	4.00	2.50		62		2.0		29 - 166	40
Trichloronate	4.00	2.67		67		3.3		60 - 115	38
Chlorpyrifos	4.00	2.95		74		3.1		60 - 120	34
Coumaphos	4.00	3.19		80		21		61 - 115	43
Diazinon	4.00	3.15		79		7.2		47 - 149	40

CAS No.	Surrogate	% Rec	Lower Limit	Upper Limit	Q
115-86-6	Triphenyl phosphate	79	60	154	
24934-91-6	Chlormefos	61	49	171	

TestAmerica
THE LEADER IN ENVIRONMENTAL TESTING

Northgate Environmental Management, Inc.

Method Blank Summary

Lab Name:	TESTAMERICA DENVER	**Lab File ID:**	005F0501.
Lot/SDG Number:	8304604	**Lab Sample ID:**	D9F170000-145B
Matrix:	WATER	**Lab Work Order:**	LE29L1AA
Analysis Method:	8141A	**Date/Time Extracted:**	06/17/09 10:00
Extraction Method:	I09P29H	**Date/Time Analyzed:**	06/30/09 18:30
QC Batch ID:	9168145	**Instrument ID:**	D2

Client ID	Sample Work Order #	Lab File ID	Date Analyzed	Time Analyzed
CHECK SAMPLE	LE29L1AC C	005F0501.	06/30/09	18:57
DUPLICATE CHECK	LE29L1AD L	006F0601.	06/30/09	19:25
M-6AB	LERCV1AA	017F1701.	07/01/09	00:26
M-142B	LEWJG1AA	018F1801.	07/01/09	00:53

Report Date : 30-Jun-2009 12:45 Page 1

TestAmerica

INITIAL CALIBRATION DATA

Start Cal Date : 26-JUN-2009 18:28
End Cal Date : 26-JUN-2009 21:13
Quant Method : ISTD
Target Version : 4.14
Integrator : Falcon
Method file : \\DenSvr03\Public\chem\GCS\GC_D2.i\0626091.B\8141A-1.m
Last Edit : 30-Jun-2009 12:45 GC_D2.i

Calibration File Names:
Level 1: \\DenSvr03\Public\chem\GCS\GC_D2.i\0626091.B\009F0901.D
Level 2: \\DenSvr03\Public\chem\GCS\GC_D2.i\0626091.B\008F0801.D
Level 3: \\DenSvr03\Public\chem\GCS\GC_D2.i\0626091.B\007F0701.D
Level 4: \\DenSvr03\Public\chem\GCS\GC_D2.i\0626091.B\006F0601.D
Level 5: \\DenSvr03\Public\chem\GCS\GC_D2.i\0626091.B\005F0501.D
Level 6: \\DenSvr03\Public\chem\GCS\GC_D2.i\0626091.B\004F0401.D
Level 7: \\DenSvr03\Public\chem\GCS\GC_D2.i\0626091.B\003F0301.D

SEE CALIBRATION HISTORY

Compound	0.2000000 Level 1	0.5000000 Level 2	1.0000 Level 3	2.0000 Level 4	3.0000 Level 5	4.0000 Level 6	Curve	Coefficients b	m1	m2	%RSD or R^2
	5.0000 Level 7										
1 o,o,o-TEPT	3.11591	2.63737	2.67945	2.89676	2.71623	2.90430					
	2.77446						AVRG		2.81778		5.91149
2 Dichlorvos	2.01706	1.62225	1.58545	1.76366	1.71981	1.74982					
	1.79032						AVRG		1.74977		7.99554
3 Mevinphos	1.01774	0.91295	0.90158	1.01760	0.95159	0.98250					
	0.94429						AVRG		0.96118		4.85992
5 Thionazin	2.12707	1.94606	1.94866	2.08214	1.96051	2.00095					
	1.93224						AVRG		1.99966		3.79706

Table of Contents

206

TestAmerica

INITIAL CALIBRATION DATA

Start Cal Date : 26-JUN-2009 18:28
End Cal Date : 26-JUN-2009 21:13
Quant Method : ISTD
Target Version : 4.14
Integrator : Falcon
Method file : \\DenSvr03\Public\chem\GCS\GC_D2.i\0626091.B\8141A-1.m
Last Edit : 30-Jun-2009 12:45 GC_D2.i

Compound	0.2000000 Level 1	0.5000000 Level 2	1.0000 Level 3	2.0000 Level 4	3.0000 Level 5	4.0000 Level 6	Curve	Coefficients b	m1	m2	%RSD or R^2	
	5.0000 Level 7											
6 Demeton-O	9836	17553	30145	62341	96004	113108						1/x
	165003						WLINR	-0.01288	1.85831		0.99594	
7 Ethoprop	1.93480	1.70823	1.62324	1.73203	1.74110	1.78272						
	1.74432						AVRG		1.75235		5.38512	
8 Naled	1992	6103	15042	36940	67594	90892						
	121152						WLINR	0.09632	0.47378		0.98961	<- 1/x r=0.995
10 Sulfotepp	34658	70885	131347	259970	393078	486417						1/x
	609341						WLINR	-0.03469	2.43674		0.99856	
11 Phorate	2.02801	1.82946	1.73796	1.82370	1.76374	1.79146						
	1.72902						AVRG		1.81476		5.60901	
12 Dimethoate	1.89561	1.76866	2.07434	2.25696	2.23554	2.30994						
	2.21598						AVRG		2.10815		9.72697	
13 Demeton-S	1.49306	1.46224	1.49173	1.58543	1.55216	1.58919						
	1.52702						AVRG		1.52869		3.21407	

Table of Contents

TestAmerica

INITIAL CALIBRATION DATA

Start Cal Date : 26-JUN-2009 18:28
End Cal Date : 26-JUN-2009 21:13
Quant Method : ISTD
Target Version : 4.14
Integrator : Falcon
Method file : \\DenSvr03\Public\chem\GCS\GC_D2.i\0626091.B\8141A-1.m
Last Edit : 30-Jun-2009 12:45 GC_D2.i

Compound	0.2000000 Level 1	0.5000000 Level 2	1.0000 Level 3	2.0000 Level 4	3.0000 Level 5	4.0000 Level 6	Curve	Coefficients b	m1	m2	%RSD or R^2	
	5.0000 Level 7											
14 Simazine	4819	16248	29382	64611	115426	147784						1/x2
	190219						WLINR	0.03988	0.73140		0.99336	
15 Atrazine	0.70185	0.76532	0.75073	0.84628	0.85434	0.90844						
	0.89508						AVRG		0.81743		9.61085	
16 propazine	0.73887	0.70136	0.69239	0.78178	0.75651	0.81417						
	0.79462						AVRG		0.75424		6.13423	
17 Disulfoton	15404	33208	61920	127893	193050	247845						1/x
	290419						WLINR	-0.01928	1.20917		0.99576	
18 Diazinon	2.20234	1.83553	1.83772	2.01856	1.98676	1.84115						
	1.92388						AVRG		1.94942		6.88114	
19 Methyl Parathion	1.22644	1.10389	1.13741	1.32395	1.30344	1.29686						
	1.26213						AVRG		1.23630		6.92144	
20 Ronnel	1.42863	1.23369	1.21320	1.29342	1.24446	1.34650						
	1.18584						AVRG		1.27796		6.65504	

Table of Contents

TestAmerica

INITIAL CALIBRATION DATA

Start Cal Date : 26-JUN-2009 18:28
End Cal Date : 26-JUN-2009 21:13
Quant Method : ISTD
Target Version : 4.14
Integrator : Falcon
Method file : \\DenSvr03\Public\chem\GCS\GC_D2.i\0626091.B\8141A-1.m
Last Edit : 30-Jun-2009 12:45 GC_D2.i

Compound	0.2000000 Level 1	0.5000000 Level 2	1.0000 Level 3	2.0000 Level 4	3.0000 Level 5	4.0000 Level 6	Curve	Coefficients b	m1	m2	%RSD or R^2
	5.0000 Level 7										
21 Malathion	15443	30581	57103	119836	186013	228260					
	283462						WLINR	-0.02066	1.14436		0.99783
22 Fenthion	1.46442	1.18458	1.16481	1.29096	1.25584	1.25506					
	1.18151						AVRG		1.25674		8.19381
23 Parathion	1.42438	1.25387	1.23322	1.38998	1.36308	1.38514					
	1.31279						AVRG		1.33749		5.43501
24 Chlorpyrifos	1.85614	1.56747	1.47379	1.62915	1.61527	1.62330					
	1.56216						AVRG		1.61818		7.28314
25 Trichloronate	1.44751	1.42551	1.34762	1.48171	1.46256	1.52450					
	1.43428						AVRG		1.44624		3.78186
26 Anilazine	1493	2095	5311	12790	19893	29375					
	+++++						QUAD	0.02107	9.16488	-8.66056	0.99476
27 Merphos-A (Merphos)	1.24844	1.15527	1.15966	1.23989	1.21263	1.24409					
	1.18648						AVRG		1.20664		3.30523

1/x

Table of Contents

TestAmerica

INITIAL CALIBRATION DATA

Start Cal Date : 26-JUN-2009 18:28
End Cal Date : 26-JUN-2009 21:13
Quant Method : ISTD
Target Version : 4.14
Integrator : Falcon
Method file : \\DenSvr03\Public\chem\GCS\GC_D2.i\0626091.B\8141A-1.m
Last Edit : 30-Jun-2009 12:45 GC_D2.i

Compound	0.2000000 Level 1	0.5000000 Level 2	1.0000 Level 3	2.0000 Level 4	3.0000 Level 5	4.0000 Level 6	5.0000 Level 7	Curve	Coefficients b	m1	m2	%RSD or R^2	
28 Tetrachlorvinphos (Stirophos)	0.76814	0.74606	0.73464	0.83451	0.85233	0.85150	0.82648	AVRG		0.80195		6.32809	
29 Tokuthion	1.50295	1.28283	1.29501	1.44234	1.39452	1.40891	1.37817	AVRG		1.38639		5.62055	
30 Merphos-B (Merphos Oxone)	3884	7933	11676	34113	50056	65974	79809	WLINR	0.01044	0.32634		0.98820	NTC <-See Merphos
31 Carbophenothion-methyl	14924	30542	55023	105577	167145	206137	266724	WLINR	-0.03349	1.03813		0.99979	1/x
32 Fensulfothion	8319	23000	51304	104440	185778	229856	295978	WLINR	0.04728	1.18751		0.99821	1/x
33 Bolstar / Famphur	1.54988	1.27794	1.32328	1.33835	1.27633	1.28540	1.23307	AVRG		1.32632		7.86825	
34 Carbophenothion	1.57916	1.19992	1.27687	1.32336	1.26122	1.41398	1.25966	AVRG		1.33059		9.63398	

Table of Contents

TestAmerica

INITIAL CALIBRATION DATA

Start Cal Date : 26-JUN-2009 18:28
End Cal Date : 26-JUN-2009 21:13
Quant Method : ISTD
Target Version : 4.14
Integrator : Falcon
Method file : \\DenSvr03\Public\chem\GCS\GC_D2.i\0626091.B\8141A-1.m
Last Edit : 30-Jun-2009 12:45 GC_D2.i

Compound	0.2000000 Level 1	0.5000000 Level 2	1.0000 Level 3	2.0000 Level 4	3.0000 Level 5	4.0000 Level 6	Curve	Coefficients b	m1	m2	%RSD or R^2	
	5.0000 Level 7											
36 Phosmet	1.22087	1.01385	1.11032	1.20586	1.12340	1.16129						
	1.13672						AVRG		1.13890		6.04111	
37 EPN	9525	23196	48705	111165	171283	220388						$1/x^2$
	294020						WLINR	0.02456	1.11450		0.99317	
38 Azinphos-methyl	1.19565	1.13516	1.16767	1.28235	1.23551	1.26700						
	1.21185						AVRG		1.21360		4.33999	
40 Azinphos-ethyl	23154	43578	74071	134607	209971	253982						$1/x^2$
	318459						WLINR	-0.07409	1.26388		0.99928	
41 Coumaphos	1.00140	0.89806	0.92250	1.01947	1.01017	1.01013						
	0.99015						AVRG		0.97884		4.92558	
42 Merphos	1.61523	1.45962	1.38820	1.59026	1.52873	1.58626						
	1.49925						AVRG		1.52393		5.34513	
43 Total Demeton	1.94415	1.66775	1.60440	1.71838	1.66174	1.66727						
	1.68503						AVRG		1.70696		6.44185	

Table of Contents

TestAmerica

INITIAL CALIBRATION DATA

Start Cal Date : 26-JUN-2009 18:28
End Cal Date : 26-JUN-2009 21:13
Quant Method : ISTD
Target Version : 4.14
Integrator : Falcon
Method file : \\DenSvr03\Public\chem\GCS\GC_D2.i\0626091.B\8141A-1.m
Last Edit : 30-Jun-2009 12:45 GC_D2.i

Compound	0.2000000 Level 1	0.5000000 Level 2	1.0000 Level 3	2.0000 Level 4	3.0000 Level 5	4.0000 Level 6	5.0000 Level 7	Curve	Coefficients b	Coefficients m1	Coefficients m2	%RSD or R^2
$ 4 Chlormefos	2.28223	2.03679	2.00000	2.26084	2.35620	2.24671						
	2.15521							AVRG		2.19114		6.04132
$ 35 Triphenyl phosphate	1.09980	0.99217	0.96977	1.05450	0.99627	1.00900						
	0.95665							AVRG		1.01117		4.94580

Table of Contents

TestAmerica

INITIAL CALIBRATION DATA

Start Cal Date : 26-JUN-2009 18:28
End Cal Date : 26-JUN-2009 21:13
Quant Method : ISTD
Target Version : 4.14
Integrator : Falcon
Method file : \\DenSvr03\Public\chem\GCS\GC_D2.i\0626091.B\8141A-1.m
Last Edit : 30-Jun-2009 12:45 GC_D2.i

Curve	Formula	Units
Averaged	Amt = Rsp/m1	Response
Wt Linear	Amt = b + Rsp/m1	Response
Quad	Amt = b + m1*Rsp + m2*Rsp^2	Response

Table of Contents

Report Date: 26-Jun-2009 12:45

Calibration History

Method : \\DenSvr03\Public\chem\GCS\GC_D2.i\0626091.B\8141A-1.m
Start Cal Date: 26-JUN-2009 18:28
End Cal Date : 26-JUN-2009 21:13
Last Cal Level: 1
Last Cal Type : Continuing Calibration

Initial Calibration

Injection Date	Sublist	Calibration File
Cal Level: 1 , Cal Amount: 0.20000		
26-JUN-2009 21:13	8141A	\\DenSvr03\Public\chem\GCS\GC_D2.i\0626091.B\009F0901.D
Cal Level: 2 , Cal Amount: 0.50000		
26-JUN-2009 20:45	8141A	\\DenSvr03\Public\chem\GCS\GC_D2.i\0626091.B\008F0801.D
Cal Level: 3 , Cal Amount: 1.00000		
26-JUN-2009 20:18	8141A	\\DenSvr03\Public\chem\GCS\GC_D2.i\0626091.B\007F0701.D
Cal Level: 4 , Cal Amount: 2.00000		
26-JUN-2009 19:50	8141A	\\DenSvr03\Public\chem\GCS\GC_D2.i\0626091.B\006F0601.D
Cal Level: 5 , Cal Amount: 3.00000		
26-JUN-2009 19:23	8141A	\\DenSvr03\Public\chem\GCS\GC_D2.i\0626091.B\005F0501.D
Cal Level: 6 , Cal Amount: 4.00000		
26-JUN-2009 18:55	8141A	\\DenSvr03\Public\chem\GCS\GC_D2.i\0626091.B\004F0401.D
Cal Level: 7 , Cal Amount: 5.00000		
26-JUN-2009 18:28	8141A	\\DenSvr03\Public\chem\GCS\GC_D2.i\0626091.B\003F0301.D

Continuing Calibration

GLOBAL LEVEL 4

26-JUN-2009 21:40	8141A	\\DenSvr03\Public\chem\GCS\GC_D2.i\0626091.B\010F1001.D
26-JUN-2009 19:50	8141A	\\DenSvr03\Public\chem\GCS\GC_D2.i\0626091.B\006F0601.D
26-JUN-2009 19:23	8141A	\\DenSvr03\Public\chem\GCS\GC_D2.i\0626091.B\005F0501.D

TestAmerica

INITIAL CALIBRATION DATA

Start Cal Date : 26-JUN-2009 18:28
End Cal Date : 26-JUN-2009 21:13
Quant Method : ISTD
Target Version : 4.14
Integrator : Falcon
Method file : \\DenSvr03\Public\chem\GCS\GC_D2.i\0626092.B\8141A-2.m
Last Edit : 30-Jun-2009 12:58 GC_D2.i

Calibration File Names:
Level 1: \\DenSvr03\Public\chem\GCS\GC_D2.i\0626092.B\009F0901.D
Level 2: \\DenSvr03\Public\chem\GCS\GC_D2.i\0626092.B\008F0801.D
Level 3: \\DenSvr03\Public\chem\GCS\GC_D2.i\0626092.B\007F0701.D
Level 4: \\DenSvr03\Public\chem\GCS\GC_D2.i\0626092.B\006F0601.D
Level 5: \\DenSvr03\Public\chem\GCS\GC_D2.i\0626092.B\005F0501.D SEE CALIBRATION HISTORY
Level 6: \\DenSvr03\Public\chem\GCS\GC_D2.i\0626092.B\004F0401.D
Level 7: \\DenSvr03\Public\chem\GCS\GC_D2.i\0626092.B\003F0301.D

Compound	0.2000000 Level 1	0.5000000 Level 2	1.0000 Level 3	2.0000 Level 4	3.0000 Level 5	4.0000 Level 6	5.0000 Level 7	Curve	Coefficients b	Coefficients m1	Coefficients m2	%RSD or R^2
1 o,o,o-TEPT	2.92648	2.44243	2.35582	2.65851	2.57132	2.61478	2.53900	AVRG		2.58691		7.02274
2 Dichlorvos	1.96421	1.82228	1.84036	2.17503	2.12732	2.04712	2.16332	AVRG		2.01995		7.32345
4 Mevinphos	1.44354	1.24995	1.21811	1.44363	1.32123	1.40873	1.43954	AVRG		1.36067		7.12634
5 Demeton-O	1.19821	1.29971	1.18493	1.34261	1.38930	1.37760	1.28370	AVRG		1.29658		6.26552

Table of Contents

TestAmerica

INITIAL CALIBRATION DATA

Start Cal Date : 26-JUN-2009 18:28
End Cal Date : 26-JUN-2009 21:13
Quant Method : ISTD
Target Version : 4.14
Integrator : Falcon
Method file : \\DenSvr03\Public\chem\GCS\GC_D2.i\0626092.B\8141A-2.m
Last Edit : 30-Jun-2009 12:58 GC_D2.i

Compound	0.2000000 Level 1	0.5000000 Level 2	1.0000 Level 3	2.0000 Level 4	3.0000 Level 5	4.0000 Level 6	Curve	Coefficients b	Coefficients m1	Coefficients m2	%RSD or R^2
	5.0000 Level 7										
6 Thionazin	2.15838	1.84195	1.93751	1.98059	2.08762	2.20076					
	2.03673						AVRG		2.03479		6.19054
7 Ethoprop	1.70034	1.41105	1.44674	1.51565	1.56615	1.54046					
	1.46268						AVRG		1.52044		6.33190
8 Phorate	1.89356	1.60276	1.58391	1.69691	1.82591	1.99241					
	1.74661						AVRG		1.76315		8.53946
9 Naled	94.00000	1666	10859	28010	46004	58330					
	78857						WLINR	0.13436	0.49080		0.99248
10 Sulfotepp	2.79835	2.53605	2.59328	2.75080	2.67397	2.68532					
	2.57687						AVRG		2.65923		3.59851
12 Simazine	0.36415	0.34683	0.35351	0.38559	0.39087	0.41510					
	0.41001						AVRG		0.38086		7.05346
13 Diazinon	12067	15923	49407	98649	155648	181790					
	228810						WLINR	0.01456	1.44446		0.99190

Table of Contents

TestAmerica

INITIAL CALIBRATION DATA

Start Cal Date : 26-JUN-2009 18:28
End Cal Date : 26-JUN-2009 21:13
Quant Method : ISTD
Target Version : 4.14
Integrator : Falcon
Method file : \\DenSvr03\Public\chem\GCS\GC_D2.i\0626092.B\8141A-2.m
Last Edit : 30-Jun-2009 12:58 GC_D2.i

Compound	0.2000000 Level 1	0.5000000 Level 2	1.0000 Level 3	2.0000 Level 4	3.0000 Level 5	4.0000 Level 6	Curve	Coefficients b	m1	m2	%RSD or R^2
	5.0000 Level 7										
14 Atrazine	5427	1231	21316	49088	85997	98759					
	128612						LINR	0.11621	0.83396		0.99221
15 Propazine	4880	8102	20907	43235	72628	85745					
	110050						WLINR	0.02910	0.68050		0.99492
16 Disulfoton	1.39584	1.32983	1.36835	1.41433	1.46581	1.46415					
	1.37843						AVRG		1.40239		3.56764
17 Demeton-S	667	15766	33785	70921	121463	157195					
	175573						WLINR	0.05954	1.76807		0.99272
18 Dimethoate	1.93513	1.88284	1.72920	1.81890	1.98388	1.88204					
	1.92489						AVRG		1.87955		4.46888
19 Ronnel	1.49381	1.09752	1.14631	1.23377	1.29336	1.31702					
	1.27410						AVRG		1.26513		10.15653
20 Merphos-A (Merphos)	0.73714	0.72841	0.76463	0.71117	0.75339	0.75359					
	0.62474						AVRG		0.72472		6.56840

Table of Contents

TestAmerica

INITIAL CALIBRATION DATA

Start Cal Date : 26-JUN-2009 18:28
End Cal Date : 26-JUN-2009 21:13
Quant Method : ISTD
Target Version : 4.14
Integrator : Falcon
Method file : \\DenSvr03\Public\chem\GCS\GC_D2.i\0626092.B\8141A-2.m
Last Edit : 30-Jun-2009 12:58 GC_D2.i

Compound	0.2000000 Level 1	0.5000000 Level 2	1.0000 Level 3	2.0000 Level 4	3.0000 Level 5	4.0000 Level 6	5.0000 Level 7	Curve	Coefficients b	Coefficients m1	Coefficients m2	%RSD or R^2
21 Chlorpyrifos	1.28253	1.15885	1.24944	1.20702	1.32365	1.38773	1.37311	AVRG		1.28319		6.60140
22 Fenthion	1.20874	1.15890	1.17283	1.16181	1.25398	1.18816	1.18668	AVRG		1.19016		2.76871
23 Trichloronate	6944	26053	49357	106326	170976	208762	296442	WLINR	0.05263	1.73863		0.99738
24 Anilazine	1634	2256	3581	6899	11039	13112	19108	LINR	-0.00058	0.10979		0.99085
25 Methyl Parathion	1.21391	1.12059	1.22102	1.33829	1.35198	1.32937	1.41908	AVRG		1.28489		8.00353
26 Malathion	1.23986	1.19694	1.15056	1.17724	1.17540	1.20726	1.27856	AVRG		1.20369		3.60449
27 Tokuthion	1.50291	1.31056	1.35261	1.35076	1.45106	1.48916	1.40826	AVRG		1.40933		5.28420

1/x

Table of Contents

TestAmerica

INITIAL CALIBRATION DATA

Start Cal Date : 26-JUN-2009 18:28
End Cal Date : 26-JUN-2009 21:13
Quant Method : ISTD
Target Version : 4.14
Integrator : Falcon
Method file : \\DenSvr03\Public\chem\GCS\GC_D2.i\0626092.B\8141A-2.m
Last Edit : 30-Jun-2009 12:58 GC_D2.i

Compound	0.2000000 Level 1	0.5000000 Level 2	1.0000 Level 3	2.0000 Level 4	3.0000 Level 5	4.0000 Level 6	5.0000 Level 7	Curve	Coefficients b	Coefficients m1	Coefficients m2	%RSD or R^2	
28 Parathion	1.27111	1.15628	1.24872	1.23420	1.30817	1.35972	1.28450	AVRG		1.26610		5.02432	
29 Merphos-B (Merphos Oxone)	3793	6271	15065	23458	40683	62127	65080	WLINR	-0.05169	0.21659		0.96366	<-NTC, see merphos
30 Tetrachlorvinphos (stirophos)	0.86036	0.73114	0.73243	0.80291	0.86664	0.87311	0.86651	AVRG		0.81902		7.82425	
31 Carbophenothion methyl	1.16513	1.02032	1.04699	1.17159	1.27808	1.26831	1.26700	AVRG		1.17392		9.08251	
32 Bolstar	1.33280	1.22387	1.19075	1.20601	1.27262	1.22830	1.20152	AVRG		1.23655		4.05030	
33 Carbophenothion	1.18442	1.13595	1.15332	1.18001	1.34689	1.22912	1.28180	AVRG		1.21593		6.21486	
35 Fensulfothion	0.88346	0.80409	0.88036	0.97346	0.94597	1.00424	0.92148	AVRG		0.91615		7.30438	

Table of Contents

TestAmerica

INITIAL CALIBRATION DATA

Start Cal Date : 26-JUN-2009 18:28
End Cal Date : 26-JUN-2009 21:13
Quant Method : ISTD
Target Version : 4.14
Integrator : Falcon
Method file : \\DenSvr03\Public\chem\GCS\GC_D2.i\0626092.B\8141A-2.m
Last Edit : 30-Jun-2009 12:58 GC_D2.i

Compound	0.2000000 Level 1	0.5000000 Level 2	1.0000 Level 3	2.0000 Level 4	3.0000 Level 5	4.0000 Level 6	5.0000 Level 7	Curve	Coefficients b	Coefficients m1	Coefficients m2	%RSD or R^2	
37 Phosmet / EPN	19707	35826	68186	146012	207459	263604	330448	WLINR	-0.04262	1.00518		0.99785	1/x
38 Famphur	1.45536	1.20800	1.18770	1.39816	1.20947	1.39569	1.32805	AVRG		1.31178		8.35158	
39 Azinphos-methyl	1.25589	1.08970	1.07858	1.30240	1.20427	1.27709	1.19199	AVRG		1.19999		7.33978	
40 Azinphos-ethyl	1.14013	1.11628	1.12015	1.18786	1.16269	1.14594	1.12699	AVRG		1.14286		2.23350	
41 Coumaphos	0.78930	0.81655	0.85887	0.90448	0.89897	0.94628	0.93653	AVRG		0.87871		6.77030	
42 Merphos	1.56460	1.43887	1.64263	1.66880	1.73437	1.91569	1.70275	AVRG		1.66682		8.85773	
43 Total Demeton	3533	23328	47171	100663	168375	213468	244812	WLINR	0.06780	1.63923		0.99469	1/x

Table of Contents

TestAmerica

INITIAL CALIBRATION DATA

Start Cal Date : 26-JUN-2009 18:28
End Cal Date : 26-JUN-2009 21:13
Quant Method : ISTD
Target Version : 4.14
Integrator : Falcon
Method file : \\DenSvr03\Public\chem\GCS\GC_D2.i\0626092.B\8141A-2.m
Last Edit : 30-Jun-2009 12:58 GC_D2.i

Compound	0.2000000 Level 1	0.5000000 Level 2	1.0000 Level 3	2.0000 Level 4	3.0000 Level 5	4.0000 Level 6	5.0000 Level 7	Curve	Coefficients b	m1	m2	%RSD or R^2
$ 3 Chlormefos	2.19506	1.83698	1.78322	2.03418	2.29040	2.05386						
	2.04016							AVRG		2.03341		8.83890
$ 34 Triphenyl phosphate	1.10969	0.86972	0.91132	1.07710	1.01080	0.99885						
	1.00703							AVRG		0.99779		8.47904

Table of Contents

TestAmerica

INITIAL CALIBRATION DATA

Start Cal Date : 26-JUN-2009 18:28
End Cal Date : 26-JUN-2009 21:13
Quant Method : ISTD
Target Version : 4.14
Integrator : Falcon
Method file : \\DenSvr03\Public\chem\GCS\GC_D2.i\0626092.B\8141A-2.m
Last Edit : 30-Jun-2009 12:58 GC_D2.i

Curve	Formula	Units
Averaged	Amt = Rsp/ml	Response
Linear	Amt = b + Rsp/ml	Response
Wt Linear	Amt = b + Rsp/ml	Response

Table of Contents

Report Date: 30-Jun-2009 12:58

Calibration History

Method : \\DenSvr03\Public\chem\GCS\GC_D2.i\0626092.B\8141A-2.m
Start Cal Date: 26-JUN-2009 18:28
End Cal Date : 26-JUN-2009 21:13
Last Cal Level: 1
Last Cal Type : Continuing Calibration

Initial Calibration

Injection Date	Sublist	Calibration File
Cal Level: 1 , Cal Amount: 0.20000		
26-JUN-2009 21:13	8141A	\\DenSvr03\Public\chem\GCS\GC_D2.i\0626092.B\009F0901.D
Cal Level: 2 , Cal Amount: 0.50000		
26-JUN-2009 20:45	8141A	\\DenSvr03\Public\chem\GCS\GC_D2.i\0626092.B\008F0801.D
Cal Level: 3 , Cal Amount: 1.00000		
26-JUN-2009 20:18	8141A	\\DenSvr03\Public\chem\GCS\GC_D2.i\0626092.B\007F0701.D
Cal Level: 4 , Cal Amount: 2.00000		
26-JUN-2009 19:50	8141A	\\DenSvr03\Public\chem\GCS\GC_D2.i\0626092.B\006F0601.D
Cal Level: 5 , Cal Amount: 3.00000		
26-JUN-2009 19:23	8141A	\\DenSvr03\Public\chem\GCS\GC_D2.i\0626092.B\005F0501.D
Cal Level: 6 , Cal Amount: 4.00000		
26-JUN-2009 18:55	8141A	\\DenSvr03\Public\chem\GCS\GC_D2.i\0626092.B\004F0401.D
Cal Level: 7 , Cal Amount: 5.00000		
26-JUN-2009 18:28	8141A	\\DenSvr03\Public\chem\GCS\GC_D2.i\0626092.B\003F0301.D

Continuing Calibration

Qual Level Node: GLOBAL LEVEL 4

26-JUN-2009 21:40	8141A	\\DenSvr03\Public\chem\GCS\GC_D2.i\0626092.B\010F1001.D
26-JUN-2009 19:50	8141A	\\DenSvr03\Public\chem\GCS\GC_D2.i\0626092.B\006F0601.D
26-JUN-2009 19:23	8141A	\\DenSvr03\Public\chem\GCS\GC_D2.i\0626092.B\005F0501.D

Data File: \\DenSvr03\Public\chem\GCS\GC_D2.i\0626091.B/010F1001.D
Report Date: 06/30/2009

CONTINUING CALIBRATION COMPOUNDS
PERCENT DRIFT REPORT

Instrument ID: GC_D2.i
Lab File ID: 010F1001.D
Analysis Type: NONE

Injection Date: 26-JUN-2009 21:40
Lab Sample ID: OPP SS GSV0633
Method File: \\DenSvr03\Public\chem\GCS\GC_D2

	COMPOUND	EXPECTED CONC.	MEASURED CONC.	%D	MAX %D	
1	o,o,o-TEPT	2.0000	2.0577	2.9	15.0	
2	Dichlorvos	2.0000	1.9061	4.7	15.0	
3	Mevinphos	2.0000	1.6977	15.1	15.0	<- ok
4	Chlormefos	2.0000	1.7808	11.0	15.0	
5	Thionazin	2.0000	1.9740	1.3	15.0	
6	Demeton-O	0.6500	1.8707	187.8	15.0	<- ok, see total demeton
7	Ethoprop	2.0000	2.0536	2.7	15.0	
8	Naled	2.0000	1.1983	40.1	15.0	<-
9	Sulfotepp	2.0000	1.7932	10.3	15.0	
10	Phorate	2.0000	2.0180	0.9	15.0	
11	Dimethoate	2.0000	2.0859	4.3	15.0	
12	Demeton-S	1.3600	0.2313	83.0	15.0	<- ok, see total demeton
13	Simazine	2.0000	2.6218	31.1	15.0	<-
14	Atrazine	2.0000	1.9566	2.2	15.0	
15	propazine	2.0000	1.9127	4.4	15.0	
17	Disulfoton	2.0000	1.5890	20.6	15.0	<-
16	Diazinon	2.0000	2.1583	7.9	15.0	
18	Methyl Parathion	2.0000	2.0404	2.0	15.0	
19	Ronnel	2.0000	2.1513	7.6	15.0	
20	Malathion	2.0000	1.6248	18.8	15.0	<-
21	Fenthion	2.0000	1.8840	5.8	15.0	
22	Parathion	2.0000	1.9436	2.8	15.0	
23	Chlorpyrifos	2.0000	1.9720	1.4	15.0	
24	Trichloronate	2.0000	1.8619	6.9	15.0	
25	Anilazine	2.0000	1.0151	49.2	15.0	<-
148	Merphos-A (Merphos)	2.0000	0.4078	79.6	999.0	
26	Tetrachlorvinphos (Stirophos)	2.0000	2.0880	4.4	15.0	
28	Tokuthion	2.0000	2.0254	1.3	15.0	
149	Merphos-B (Merphos Oxone)	2.0000	6.6232	231.2	999.0	
29	Carbophenothion-methyl	2.0000	1.3536	32.3	15.0	<-
29	Fensulfothion	2.0000	1.9235	3.8	15.0	
30	Bolstar / Famphur	4.0000	4.0636	1.6	15.0	
32	Carbophenothion	2.0000	1.8639	6.8	15.0	
31	Triphenyl phosphate	2.0000	1.7170	14.2	15.0	
34	Phosmet	2.0000	1.6471	17.6	15.0	<-
32	EPN	2.0000	1.7931	10.3	15.0	
33	Azinphos-methyl	2.0000	1.9226	3.9	15.0	
35	Azinphos-ethyl	2.0000	1.8331	8.3	15.0	
36	Coumaphos	2.0000	2.0063	0.3	15.0	

Data File: \\DenSvr03\Public\chem\GCS\GC_D2.i\0626091.B/010F1001.D
Report Date: 06/30/2009

CONTINUING CALIBRATION COMPOUNDS
PERCENT DRIFT REPORT

Instrument ID: GC_D2.i
Lab File ID: 010F1001.D
Analysis Type: NONE

Injection Date: 26-JUN-2009 21:40
Lab Sample ID: OPP SS GSV0633
Method File: \\DenSvr03\Public\chem\GCS\GC_D2

COMPOUND	EXPECTED CONC.	MEASURED CONC.	%D	MAX %D
27 Merphos	2.0000	1.7215	13.9	15.0
40 Total Demeton	2.0000	2.1021	5.1	15.0

Average %D = 23.4

Data File: \\DenSvr03\Public\chem\GCS\GC_D2.i\0626092.B/010F1001.D
Report Date: 06/30/2009

CONTINUING CALIBRATION COMPOUNDS
PERCENT DRIFT REPORT

Instrument ID: GC_D2.i
Lab File ID: 010F1001.D
Analysis Type: NONE

Injection Date: 26-JUN-2009 21:40
Lab Sample ID: OPP SS GSV0633
Method File: \\DenSvr03\Public\chem\GCS\GC_D2

	COMPOUND	EXPECTED CONC.	MEASURED CONC.	%D	MAX %D	
1	o,o,o-TEPT	2.0000	2.0069	0.3	15.0	
2	Dichlorvos	2.0000	1.7707	11.5	15.0	
3	Chlormefos	2.0000	1.6957	15.2	15.0	<- ok
4	Mevinphos	2.0000	1.8364	8.2	15.0	
5	Demeton-O	0.6500	2.0472	215.0	15.0	<- ok, see total demeton
6	Thionazin	2.0000	1.8758	6.2	15.0	
7	Ethoprop	2.0000	1.8962	5.2	15.0	
8	Phorate	2.0000	1.9509	2.5	15.0	
10	Naled	2.0000	1.0486	47.6	15.0	<-
146	Sulfotepp	2.0000	1.7143	14.3	15.0	
10	Simazine	2.0000	3.6013	80.1	15.0	<-
12	Diazinon	2.0000	2.0803	4.0	15.0	
150	Atrazine	2.0000	1.9693	1.5	15.0	
13	Propazine	2.0000	1.8742	6.3	15.0	
14	Disulfoton	2.0000	1.6970	15.1	15.0	<- ok
15	Demeton-S	1.3600	0.2011	85.2	15.0	<- ok, see total demeto
16	Dimethoate	2.0000	1.8701	6.5	15.0	
17	Ronnel	2.0000	2.0112	0.6	15.0	
148	Merphos-A (Merphos)	2.0000	0.5348	73.3	999.0	
18	Chlorpyrifos	2.0000	2.1084	5.4	15.0	
19	Fenthion	2.0000	2.0634	3.2	15.0	
20	Trichloronate	2.0000	1.8617	6.9	15.0	
21	Anilazine	2.0000	1.2425	37.9	15.0	<-
23	Methyl Parathion	2.0000	2.0228	1.1	15.0	
24	Malathion	2.0000	1.5362	23.2	15.0	<-
25	Tokuthion	2.0000	1.8925	5.4	15.0	
26	Parathion	2.0000	2.1337	6.7	15.0	
149	Merphos-B (Merphos Oxone)	2.0000	5.0080	150.4	999.0	
27	Tetrachlorvinphos (stirophos)	2.0000	2.0814	4.1	15.0	
28	Carbophenothion methyl	2.0000	1.2466	37.7	15.0	<-
28	Bolstar	2.0000	2.0778	3.9	15.0	
30	Carbophenothion	2.0000	1.7496	12.5	15.0	
29	Triphenyl phosphate	2.0000	1.7275	13.6	15.0	
30	Fensulfothion	2.0000	2.0824	4.1	15.0	
35	Phosmet / EPN	4.0000	3.4695	13.3	15.0	
33	Famphur	2.0000	1.7579	12.1	15.0	
34	Azinphos-methyl	2.0000	1.8108	9.5	15.0	
35	Azinphos-ethyl	2.0000	1.7982	10.1	15.0	
36	Coumaphos	2.0000	1.9588	2.1	15.0	

Data File: \\DenSvr03\Public\chem\GCS\GC_D2.i\0626092.B/010F1001.D
Report Date: 06/30/2009

CONTINUING CALIBRATION COMPOUNDS
PERCENT DRIFT REPORT

Instrument ID: GC_D2.i
Lab File ID: 010F1001.D
Analysis Type: NONE

Injection Date: 26-JUN-2009 21:40
Lab Sample ID: OPP SS GSV0633
Method File: \\DenSvr03\Public\chem\GCS\GC_D2

COMPOUND	EXPECTED CONC.	MEASURED CONC.	%D	MAX %D	
22 Merphos	2.0000	1.6146	19.3	15.0	<-
40 Total Demeton	2.0000	2.2483	12.4	15.0	

Average %D = 24.2

Data File: \\DenSvr03\Public\chem\GCS\GC_D2.i\0630091.B/003F0301.D
Report Date: 07/01/2009

CONTINUING CALIBRATION COMPOUNDS
PERCENT DRIFT REPORT

Instrument ID: GC_D2.i
Lab File ID: 003F0301.D
Analysis Type: NONE

Injection Date: 30-JUN-2009 18:02
Lab Sample ID: OPP L5 GSV0635
Method File: \\DenSvr03\Public\chem\GCS\GC_D2.i\0

	COMPOUND	EXPECTED CONC.	MEASURED CONC.	%D	MAX %D	
1	o,o,o-TEPT	3.0000	2.5978	13.4	15.0	
2	Dichlorvos	3.0000	2.6597	11.3	15.0	
3	Mevinphos	3.0000	2.2795	24.0	15.0	<-
4	Chlormefos	3.0000	2.9907	0.3	15.0	
5	Thionazin	3.0000	2.8752	4.2	15.0	
6	Demeton-O	0.9750	0.8908	8.6	15.0	
7	Ethoprop	3.0000	2.9913	0.3	15.0	
8	Naled	3.0000	1.7347	42.2	15.0	<-
9	Sulfotepp	3.0000	2.9790	0.7	15.0	
10	Phorate	3.0000	2.8695	4.3	15.0	
11	Dimethoate	3.0000	2.6717	10.9	15.0	
12	Demeton-S	2.0400	1.9585	4.0	15.0	
13	Simazine	3.0000	3.2511	8.4	15.0	
14	Atrazine	3.0000	3.2673	8.9	15.0	
15	propazine	3.0000	3.1106	3.7	15.0	
17	Disulfoton	3.0000	2.8372	5.4	15.0	
16	Diazinon	3.0000	2.9669	1.1	15.0	
18	Methyl Parathion	3.0000	2.9104	3.0	15.0	
19	Ronnel	3.0000	2.7151	9.5	15.0	
20	Malathion	3.0000	2.7685	7.7	15.0	
21	Fenthion	3.0000	2.8905	3.7	15.0	
22	Parathion	3.0000	2.9299	2.3	15.0	
23	Chlorpyrifos	3.0000	2.9165	2.8	15.0	
24	Trichloronate	3.0000	3.0693	2.3	15.0	
25	Anilazine	3.0000	2.2391	25.4	15.0	<-
148	Merphos-A (Merphos)	3.0000	3.0055	0.2	999.0	
26	Tetrachlorvinphos (Stirophos)	3.0000	2.2950	23.5	15.0	<-
28	Tokuthion	3.0000	3.0437	1.5	15.0	
149	Merphos-B (Merphos Oxone)	3.0000	3.2124	7.1	999.0	
29	Carbophenothion-methyl	3.0000	2.8159	6.1	15.0	
29	Fensulfothion	3.0000	2.7123	9.6	15.0	
30	Bolstar / Famphur	6.0000	5.5768	7.1	15.0	
32	Carbophenothion	3.0000	2.7897	7.0	15.0	
31	Triphenyl phosphate	3.0000	2.9480	1.7	15.0	
34	Phosmet	3.0000	2.5856	13.8	15.0	
32	EPN	3.0000	2.8244	5.9	15.0	
33	Azinphos-methyl	3.0000	2.4492	18.4	15.0	<-
35	Azinphos-ethyl	3.0000	2.7654	7.8	15.0	
36	Coumaphos	3.0000	2.7726	7.6	15.0	

Data File: \\DenSvr03\Public\chem\GCS\GC_D2.i\0630091.B/003F0301.D
Report Date: 07/01/2009

CONTINUING CALIBRATION COMPOUNDS
PERCENT DRIFT REPORT

Instrument ID: GC_D2.i
Lab File ID: 003F0301.D
Analysis Type: NONE

Injection Date: 30-JUN-2009 18:02
Lab Sample ID: OPP L5 GSV0635
Method File: \\DenSvr03\Public\chem\GCS\GC_D2.i\0

COMPOUND	EXPECTED CONC.	MEASURED CONC.	%D	MAX %D
27 Merphos	3.0000	3.0632	2.1	15.0
40 Total Demeton	3.0000	2.8493	5.0	15.0

Average %D = 8.12

Data File: \\DenSvr03\Public\chem\GCS\GC_D2.i\0630092.B/003F0301.D
Report Date: 07/01/2009

CONTINUING CALIBRATION COMPOUNDS
PERCENT DRIFT REPORT

Instrument ID: GC_D2.i
Lab File ID: 003F0301.D
Analysis Type: NONE

Injection Date: 30-JUN-2009 18:02
Lab Sample ID: OPP L5 GSV0635
Method File: \\DenSvr03\Public\chem\GCS\GC_D2.i\0

	COMPOUND	EXPECTED CONC.	MEASURED CONC.	%D	MAX %D	
1	o,o,o-TEPT	3.0000	2.7911	7.0	15.0	
2	Dichlorvos	3.0000	2.8522	4.9	15.0	
3	Chlormefos	3.0000	3.1018	3.4	15.0	
4	Mevinphos	3.0000	2.6929	10.2	15.0	
5	Demeton-O	0.9750	0.9528	2.3	15.0	
6	Thionazin	3.0000	2.8797	4.0	15.0	
7	Ethoprop	3.0000	2.8971	3.4	15.0	
8	Phorate	3.0000	2.7764	7.5	15.0	
10	Naled	3.0000	2.2231	25.9	15.0	<-
146	Sulfotepp	3.0000	2.8394	5.4	15.0	
10	Simazine	3.0000	3.1333	4.4	15.0	
12	Diazinon	3.0000	2.9694	1.0	15.0	
150	Atrazine	3.0000	2.9092	3.0	15.0	
13	Propazine	3.0000	3.0129	0.4	15.0	
14	Disulfoton	3.0000	2.9554	1.5	15.0	
15	Demeton-S	2.0400	1.7703	13.2	15.0	
16	Dimethoate	3.0000	2.6958	10.1	15.0	
17	Ronnel	3.0000	2.7545	8.2	15.0	
148	Merphos-A (Merphos)	3.0000	3.2618	8.7	999.0	
18	Chlorpyrifos	3.0000	3.0023	0.1	15.0	
19	Fenthion	3.0000	2.9090	3.0	15.0	
20	Trichloronate	3.0000	2.9046	3.2	15.0	
21	Anilazine	3.0000	2.5089	16.4	15.0	<-
23	Methyl Parathion	3.0000	2.7081	9.7	15.0	
24	Malathion	3.0000	2.8376	5.4	15.0	
25	Tokuthion	3.0000	2.9545	1.5	15.0	
26	Parathion	3.0000	2.9783	0.7	15.0	
149	Merphos-B (Merphos Oxone)	3.0000	2.9480	1.7	999.0	
27	Tetrachlorvinphos (stirophos)	3.0000	2.4871	17.1	15.0	<-
28	Carbophenothion methyl	3.0000	2.9428	1.9	15.0	
28	Bolstar	3.0000	3.0766	2.6	15.0	
30	Carbophenothion	3.0000	3.1923	6.4	15.0	
29	Triphenyl phosphate	3.0000	3.0268	0.9	15.0	
30	Fensulfothion	3.0000	2.8481	5.1	15.0	
35	Phosmet / EPN	6.0000	5.4707	8.8	15.0	
33	Famphur	3.0000	2.8225	5.9	15.0	
34	Azinphos-methyl	3.0000	2.6624	11.3	15.0	
35	Azinphos-ethyl	3.0000	2.7366	8.8	15.0	
36	Coumaphos	3.0000	2.6460	11.8	15.0	

Data File: \\DenSvr03\Public\chem\GCS\GC_D2.i\0630092.B/003F0301.D
eport Date: 07/01/2009

CONTINUING CALIBRATION COMPOUNDS
PERCENT DRIFT REPORT

nstrument ID: GC_D2.i
ab File ID: 003F0301.D
nalysis Type: NONE

Injection Date: 30-JUN-2009 18:02
Lab Sample ID: OPP L5 GSV0635
Method File: \\DenSvr03\Public\chem\GCS\GC_D2.i\0

COMPOUND	EXPECTED CONC.	MEASURED CONC.	%D	MAX %D
22 Merphos	3.0000	3.0164	0.5	15.0
40 Total Demeton	3.0000	2.7231	9.2	15.0

Average %D = 6.26

Data File: \\DenSvr03\Public\chem\GCS\GC_D2.i\0630091.B/016F1601.D
Report Date: 07/01/2009

CONTINUING CALIBRATION COMPOUNDS
PERCENT DRIFT REPORT

Instrument ID: GC_D2.i
Lab File ID: 016F1601.D
Analysis Type: NONE

Injection Date: 30-JUN-2009 23:58
Lab Sample ID: OPP L5 GSV0635
Method File: \\DenSvr03\Public\chem\GCS\GC_D2.i\0

	COMPOUND	EXPECTED CONC.	MEASURED CONC.	%D	MAX %D
1	o,o,o-TEPT	3.0000	2.7723	7.6	15.0
2	Dichlorvos	3.0000	2.6730	10.9	15.0
3	Mevinphos	3.0000	2.8232	5.9	15.0
4	Chlormefos	3.0000	3.1451	4.8	15.0
5	Thionazin	3.0000	2.9579	1.4	15.0
6	Demeton-O	0.9750	0.9032	7.4	15.0
7	Ethoprop	3.0000	3.0852	2.8	15.0
8	Naled	3.0000	2.5947	13.5	15.0
9	Sulfotepp	3.0000	3.1503	5.0	15.0
10	Phorate	3.0000	2.9700	1.0	15.0
11	Dimethoate	3.0000	2.9654	1.2	15.0
12	Demeton-S	2.0400	2.1190	3.9	15.0
13	Simazine	3.0000	2.9385	2.1	15.0
14	Atrazine	3.0000	3.2208	7.4	15.0
15	propazine	3.0000	3.1414	4.7	15.0
17	Disulfoton	3.0000	3.0303	1.0	15.0
16	Diazinon	3.0000	3.0626	2.1	15.0
18	Methyl Parathion	3.0000	3.1469	4.9	15.0
19	Ronnel	3.0000	2.6769	10.8	15.0
20	Malathion	3.0000	3.0648	2.2	15.0
21	Fenthion	3.0000	3.0279	0.9	15.0
22	Parathion	3.0000	3.1691	5.6	15.0
23	Chlorpyrifos	3.0000	3.0843	2.8	15.0
24	Trichloronate	3.0000	3.1824	6.1	15.0
25	Anilazine	3.0000	2.6149	12.8	15.0
148	Merphos-A (Merphos)	3.0000	3.1037	3.5	999.0
26	Tetrachlorvinphos (Stirophos)	3.0000	2.5874	13.8	15.0
28	Tokuthion	3.0000	3.2174	7.2	15.0
149	Merphos-B (Merphos Oxone)	3.0000	3.8489	28.3	999.0
29	Carbophenothion-methyl	3.0000	3.0763	2.5	15.0
29	Fensulfothion	3.0000	2.9388	2.0	15.0
30	Bolstar / Famphur	6.0000	5.9973	0.0	15.0
32	Carbophenothion	3.0000	3.0314	1.0	15.0
31	Triphenyl phosphate	3.0000	3.1662	5.5	15.0
34	Phosmet	3.0000	2.8691	4.4	15.0
32	EPN	3.0000	3.2340	7.8	15.0
33	Azinphos-methyl	3.0000	2.7279	9.1	15.0
35	Azinphos-ethyl	3.0000	2.9005	3.3	15.0
36	Coumaphos	3.0000	3.1738	5.8	15.0

Data File: \\DenSvr03\Public\chem\GCS\GC_D2.i\0630091.B/016F1601.D
Report Date: 07/01/2009

CONTINUING CALIBRATION COMPOUNDS
PERCENT DRIFT REPORT

Instrument ID: GC_D2.i
Lab File ID: 016F1601.D
Analysis Type: NONE

Injection Date: 30-JUN-2009 23:58
Lab Sample ID: OPP L5 GSV0635
Method File: \\DenSvr03\Public\chem\GCS\GC_D2.i\0

COMPOUND	EXPECTED CONC.	MEASURED CONC.	%D	MAX %D
27 Merphos	3.0000	3.2773	9.2	15.0
40 Total Demeton	3.0000	3.0223	0.7	15.0

Average %D = 5.68

Data File: \\DenSvr03\Public\chem\GCS\GC_D2.i\0630092.B/016F1601.D
Report Date: 07/01/2009

CONTINUING CALIBRATION COMPOUNDS
PERCENT DRIFT REPORT

Instrument ID: GC_D2.i Injection Date: 30-JUN-2009 23:58
Lab File ID: 016F1601.D Lab Sample ID: OPP L5 GSV0635
Analysis Type: NONE Method File: \\DenSvr03\Public\chem\GCS\GC_D2.i\0

	COMPOUND	EXPECTED CONC.	MEASURED CONC.	%D	MAX %D	
1	o,o,o-TEPT	3.0000	2.6368	12.1	15.0	
2	Dichlorvos	3.0000	2.6533	11.6	15.0	
3	Chlormefos	3.0000	2.7861	7.1	15.0	
4	Mevinphos	3.0000	2.9664	1.1	15.0	
5	Demeton-O	0.9750	0.9882	1.4	15.0	
6	Thionazin	3.0000	2.9204	2.7	15.0	
7	Ethoprop	3.0000	2.7651	7.8	15.0	
8	Phorate	3.0000	3.1758	5.9	15.0	
10	Naled	3.0000	2.7153	9.5	15.0	
146	Sulfotepp	3.0000	2.9573	1.4	15.0	
10	Simazine	3.0000	2.8191	6.0	15.0	
12	Diazinon	3.0000	2.9603	1.3	15.0	
150	Atrazine	3.0000	3.1422	4.7	15.0	
13	Propazine	3.0000	3.1299	4.3	15.0	
14	Disulfoton	3.0000	3.0092	0.3	15.0	
15	Demeton-S	2.0400	2.0058	1.7	15.0	
16	Dimethoate	3.0000	2.9403	2.0	15.0	
17	Ronnel	3.0000	2.6683	11.1	15.0	
148	Merphos-A (Merphos)	3.0000	3.0026	0.1	999.0	
18	Chlorpyrifos	3.0000	2.9514	1.6	15.0	
19	Fenthion	3.0000	2.9426	1.9	15.0	
20	Trichloronate	3.0000	2.8904	3.7	15.0	
21	Anilazine	3.0000	2.0686	31.0	15.0	<-
23	Methyl Parathion	3.0000	3.0026	0.1	15.0	
24	Malathion	3.0000	3.0056	0.2	15.0	
25	Tokuthion	3.0000	2.9507	1.6	15.0	
26	Parathion	3.0000	3.0408	1.4	15.0	
149	Merphos-B (Merphos Oxone)	3.0000	3.0460	1.5	999.0	
27	Tetrachlorvinphos (stirophos)	3.0000	2.6185	12.7	15.0	
28	Carbophenothion methyl	3.0000	3.0418	1.4	15.0	
28	Bolstar	3.0000	3.1319	4.4	15.0	
30	Carbophenothion	3.0000	3.4194	14.0	15.0	
29	Triphenyl phosphate	3.0000	3.1849	6.2	15.0	
30	Fensulfothion	3.0000	2.7512	8.3	15.0	
35	Phosmet / EPN	6.0000	5.6974	5.0	15.0	
33	Famphur	3.0000	2.7294	9.0	15.0	
34	Azinphos-methyl	3.0000	2.5817	13.9	15.0	
35	Azinphos-ethyl	3.0000	2.8420	5.3	15.0	
36	Coumaphos	3.0000	3.0500	1.7	15.0	

Data File: \\DenSvr03\Public\chem\GCS\GC_D2.i\0630092.B/016F1601.D
Report Date: 07/01/2009

CONTINUING CALIBRATION COMPOUNDS
PERCENT DRIFT REPORT

Instrument ID: GC_D2.i
Lab File ID: 016F1601.D
Analysis Type: NONE

Injection Date: 30-JUN-2009 23:58
Lab Sample ID: OPP L5 GSV0635
Method File: \\DenSvr03\Public\chem\GCS\GC_D2.i\0

COMPOUND	EXPECTED CONC.	MEASURED CONC.	%D	MAX %D
22 Merphos	3.0000	2.9883	0.4	15.0
40 Total Demeton	3.0000	2.9940	0.2	15.0

Average %D = 5.31

Data File: \\DenSvr03\Public\chem\GCS\GC_D2.i\0630091.B/024F2401.D
Report Date: 07/01/2009

CONTINUING CALIBRATION COMPOUNDS
PERCENT DRIFT REPORT

Instrument ID: GC_D2.i
Lab File ID: 024F2401.D
Analysis Type: NONE

Injection Date: 01-JUL-2009 03:37
Lab Sample ID: OPP L5 GSV0635
Method File: \\DenSvr03\Public\chem\GCS\GC_D2.i\0

	COMPOUND	EXPECTED CONC.	MEASURED CONC.	%D	MAX %D	
1	o,o,o-TEPT	3.0000	2.8238	5.9	15.0	
2	Dichlorvos	3.0000	2.6647	11.2	15.0	
3	Mevinphos	3.0000	2.6783	10.7	15.0	
4	Chlormefos	3.0000	3.0124	0.4	15.0	
5	Thionazin	3.0000	2.9851	0.5	15.0	
6	Demeton-O	0.9750	0.9365	3.9	15.0	
7	Ethoprop	3.0000	3.2757	9.2	15.0	
8	Naled	3.0000	2.6708	11.0	15.0	
9	Sulfotepp	3.0000	3.2408	8.0	15.0	
10	Phorate	3.0000	3.1880	6.3	15.0	
11	Dimethoate	3.0000	3.1315	4.4	15.0	
12	Demeton-S	2.0400	2.2708	11.3	15.0	
13	Simazine	3.0000	3.4613	15.4	15.0	<-
14	Atrazine	3.0000	3.4039	13.5	15.0	
15	propazine	3.0000	3.2361	7.9	15.0	
17	Disulfoton	3.0000	2.9931	0.2	15.0	
16	Diazinon	3.0000	3.1975	6.6	15.0	
18	Methyl Parathion	3.0000	3.1575	5.3	15.0	
19	Ronnel	3.0000	3.0628	2.1	15.0	
20	Malathion	3.0000	3.1102	3.7	15.0	
21	Fenthion	3.0000	3.1014	3.4	15.0	
22	Parathion	3.0000	3.1602	5.3	15.0	
23	Chlorpyrifos	3.0000	3.1772	5.9	15.0	
24	Trichloronate	3.0000	3.2378	7.9	15.0	
25	Anilazine	3.0000	2.4443	18.5	15.0	<-
148	Merphos-A (Merphos)	3.0000	3.2869	9.6	999.0	
26	Tetrachlorvinphos (Stirophos)	3.0000	2.6841	10.5	15.0	
28	Tokuthion	3.0000	3.2593	8.6	15.0	
149	Merphos-B (Merphos Oxone)	3.0000	3.6071	20.2	999.0	
29	Carbophenothion-methyl	3.0000	3.0811	2.7	15.0	
29	Fensulfothion	3.0000	2.8678	4.4	15.0	
30	Bolstar / Famphur	6.0000	6.0135	0.2	15.0	
32	Carbophenothion	3.0000	3.0327	1.1	15.0	
31	Triphenyl phosphate	3.0000	3.2408	8.0	15.0	
34	Phosmet	3.0000	2.8477	5.1	15.0	
32	EPN	3.0000	3.1699	5.7	15.0	
33	Azinphos-methyl	3.0000	2.7448	8.5	15.0	
35	Azinphos-ethyl	3.0000	2.9955	0.1	15.0	
36	Coumaphos	3.0000	2.9444	1.9	15.0	

Data File: \\DenSvr03\Public\chem\GCS\GC_D2.i\0630091.B/024F2401.D
Report Date: 07/01/2009

CONTINUING CALIBRATION COMPOUNDS
PERCENT DRIFT REPORT

Instrument ID: GC_D2.i
Lab File ID: 024F2401.D
Analysis Type: NONE

Injection Date: 01-JUL-2009 03:37
Lab Sample ID: OPP L5 GSV0635
Method File: \\DenSvr03\Public\chem\GCS\GC_D2.i\0

COMPOUND	EXPECTED CONC.	MEASURED CONC.	%D	MAX %D
27 Merphos	3.0000	3.3705	12.4	15.0
40 Total Demeton	3.0000	3.2073	6.9	15.0

Average %D = 6.94

Data File: \\DenSvr03\Public\chem\GCS\GC_D2.i\0630092.B/024F2401.D
Report Date: 07/01/2009

CONTINUING CALIBRATION COMPOUNDS
PERCENT DRIFT REPORT

Instrument ID: GC_D2.i Injection Date: 01-JUL-2009 03:37
Lab File ID: 024F2401.D Lab Sample ID: OPP L5 GSV0635
Analysis Type: NONE Method File: \\DenSvr03\Public\chem\GCS\GC_D2.i\0

	COMPOUND	EXPECTED CONC.	MEASURED CONC.	%D	MAX %D
1	o,o,o-TEPT	3.0000	2.9074	3.1	15.0
2	Dichlorvos	3.0000	2.9194	2.7	15.0
3	Chlormefos	3.0000	3.2045	6.8	15.0
4	Mevinphos	3.0000	3.1521	5.1	15.0
5	Demeton-O	0.9750	1.0170	4.3	15.0
6	Thionazin	3.0000	3.0797	2.7	15.0
7	Ethoprop	3.0000	2.9643	1.2	15.0
8	Phorate	3.0000	3.2740	9.1	15.0
10	Naled	3.0000	2.7022	9.9	15.0
146	Sulfotepp	3.0000	3.0983	3.3	15.0
10	Simazine	3.0000	3.0104	0.3	15.0
12	Diazinon	3.0000	3.0986	3.3	15.0
150	Atrazine	3.0000	2.8489	5.0	15.0
13	Propazine	3.0000	2.9660	1.1	15.0
14	Disulfoton	3.0000	3.2392	8.0	15.0
15	Demeton-S	2.0400	2.2807	11.8	15.0
16	Dimethoate	3.0000	2.6773	10.8	15.0
17	Ronnel	3.0000	2.8706	4.3	15.0
148	Merphos-A (Merphos)	3.0000	3.0536	1.8	999.0
18	Chlorpyrifos	3.0000	3.2230	7.4	15.0
19	Fenthion	3.0000	3.0566	1.9	15.0
20	Trichloronate	3.0000	3.0477	1.6	15.0
21	Anilazine	3.0000	2.7239	9.2	15.0
23	Methyl Parathion	3.0000	2.9473	1.8	15.0
24	Malathion	3.0000	3.1918	6.4	15.0
25	Tokuthion	3.0000	3.1879	6.3	15.0
26	Parathion	3.0000	3.2449	8.2	15.0
149	Merphos-B (Merphos Oxone)	3.0000	3.4902	16.3	999.0
27	Tetrachlorvinphos (stirophos)	3.0000	2.7179	9.4	15.0
28	Carbophenothion methyl	3.0000	3.1041	3.5	15.0
28	Bolstar	3.0000	3.2995	10.0	15.0
30	Carbophenothion	3.0000	3.4309	14.4	15.0
29	Triphenyl phosphate	3.0000	3.1604	5.3	15.0
30	Fensulfothion	3.0000	2.7651	7.8	15.0
35	Phosmet / EPN	6.0000	5.8050	3.2	15.0
33	Famphur	3.0000	2.9974	0.1	15.0
34	Azinphos-methyl	3.0000	2.8003	6.7	15.0
35	Azinphos-ethyl	3.0000	2.8809	4.0	15.0
36	Coumaphos	3.0000	3.0953	3.2	15.0

Data File: \\DenSvr03\Public\chem\GCS\GC_D2.i\0630092.B/024F2401.D
Report Date: 07/01/2009

CONTINUING CALIBRATION COMPOUNDS
PERCENT DRIFT REPORT

Instrument ID: GC_D2.i
Lab File ID: 024F2401.D
Analysis Type: NONE

Injection Date: 01-JUL-2009 03:37
Lab Sample ID: OPP L5 GSV0635
Method File: \\DenSvr03\Public\chem\GCS\GC_D2.i\0

COMPOUND	EXPECTED CONC.	MEASURED CONC.	%D	MAX %D
22 Merphos	3.0000	3.3606	12.0	15.0
40 Total Demeton	3.0000	3.2977	9.9	15.0

Average %D = 5.93

QUENCE\062609.S

Sequence Table (Front Injector):

Quantification Part:

Line	Location	SampleName	SampleAmount	ISTDAmt	Multiplier	Dilution
1	Vial 1	PRIMER				
2	Vial 2	HEXANE				
3	Vial 3	OPP L7 GSV0634				
4	Vial 4	OPP L6 GSV0637				
5	Vial 5	OPP L5 GSV0635				
6	Vial 6	OPP L4 GSV0638				
7	Vial 7	OPP L3 GSV0639				
8	Vial 8	OPP L2 GSV0640				
9	Vial 9	OPP L1 GSV0641				
10	Vial 10	OPP SS GSV0633				
11	Vial 11	GSV075309 SPK				
12	Vial 12	LE2931AA,MB				
13	Vial 13	LE2931AC,LCS				
14	Vial 14	LE2931AD,LCSD				
15	Vial 15	LEQA91AC,222-15				10
16	Vial 16	LEQA91AC,222-15				3
17	Vial 17	LEQCQ1AC,222-18				2
18	Vial 18	LERD61AD,377-1				
19	Vial 19	LERD81AH,377-3				
20	Vial 20	LERN71AF,115-1				
21	Vial 21	LERPQ1AF,115-2				
22	Vial 22	LERPX1AF,115-3				
23	Vial 23	LE1F91AJ,138-1				
24	Vial 24	OPP L5 GSV0635				
25	Vial 25	LE29M1AA,MB				
26	Vial 26	LE29M1AC,LCS				
27	Vial 27	LE29M1AD,LCSD				
28	Vial 28	LEQA91AA,222-15				10
29	Vial 29	LEQA91AA,222-15				3
30	Vial 30	LEQCQ1AA,222-18				2
31	Vial 31	LFARC1AA,MB				
32	Vial 32	LFARC1AC,LCS				
33	Vial 33	LFARC1AD,LCSD				
34	Vial 34	LEKL02AA,185-1				
35	Vial 35	LE29L1AA,MB				
36	Vial 36	LE29L1AC,LCS				
37	Vial 37	LE29L1AD,LCSD				
38	Vial 38	LERCV1AA,370-1				
39	Vial 39	LEWJG1AA,143-1				
40	Vial 40	OPP L5 GSV0635				
41	Vial 41	LE5PX1AA,MB				
42	Vial 42	LE5PX1AC,LCS				
43	Vial 43	LE5PX1AD,LCSD				
44	Vial 44	LE39F1AA,179-1				
45	Vial 45	LE3PF1AA,179-2				
46	Vial 46	LE39L1AA,179-3				
47	Vial 47	LFARL1AA,MB				
48	Vial 48	LFARL1AC,LCS				
49	Vial 49	LFARL1AD,LCSD				
50	Vial 50	LEKLE2AE,180-2				
51	Vial 51	LEKLF2AE,180-3				
52	Vial 52	LEKLL2AE,180-4				
53	Vial 53	LEKLQ2AE,180-5				
54	Vial 54	LENR72AD,322-1				
55	Vial 55	LEPG32AJ,161-1				
56	Vial 56	OPP L5 GSV0635				
57	Vial 57	LFD4N1AA,MB				
58	Vial 58	LFD4N1AC,LCS				

RR

UENCE\062609.S

Line	Location	SampleName	SampleAmount	ISTDAmt	Multiplier	Dilution
59	Vial 59	LFD4N1AD,LCSD				
60	Vial 60	LE3041AJ,158-1				
61	Vial 61	LFD4W1AA,MB				
62	Vial 62	LFD4W1AC,LCS				
63	Vial 63	LFD4W1AD,LCSD				
64	Vial 64	LE7EE1AA,266-2				
65	Vial 65	LE9Q61AA,216-2				
66	Vial 66	LE9RA1AA,216-3				
67	Vial 67	LFC4Q1AD,199-2				
68	Vial 68	OPP L5 GSV0635				
69	Vial 69	LFAN01AA,MB				
70	Vial 70	LFAN01AC,LCS				
71	Vial 71	LFAN01AD,LCSD				
72	Vial 72	LE4291AA,273-1				
73	Vial 73	LE4291AD,273-1S				
74	Vial 74	LE4291AE,273-1D				
75	Vial 75	LE9PJ1AA,215-1				
76	Vial 76	OPP L5 GSV0635				
77	Vial 77	OPP L1 GSV0641				
78	Vial 100	HEXANE/ACETONE				

Sequence Table (Back Injector):

No entries - empty table!

UENCE\063009.S

Sequence Table (Front Injector):

Quantification Part:

Line	Location	SampleName	SampleAmount	ISTDAmt	Multiplier	Dilution
1	Vial 1	PRIMER				
2	Vial 2	HEXANE				
3	Vial 3	OPP L5 GSV0635	9168147	9168145		
4	Vial 4	LE2931AA,MB	LE29M1AA	LE29L1AA		
5	Vial 5	LE2931AC,LCS	LE29M1AC	LE29L1AC		
6	Vial 6	LE2931AD,LCSD	LE29M1AD	LE29L1AD		
7	Vial 7	LEQA91AC,222-15	LEQA91AA			10
8	Vial 8	LEQA92AC,222-15	LEQA92AA			3
9	Vial 9	LEQCQ1AC,222-18	LEQCQ1AA			2
10	Vial 10	LERD61AD,377-1				
11	Vial 11	LERD81AH,377-3				
12	Vial 12	LERN71AF,115-1				
13	Vial 13	LERPQ1AF,115-2				
14	Vial 14	LERPX1AF,115-3				
15	Vial 15	LE1F91AJ,138-1				
16	Vial 16	OPP L5 GSV0635				
17	Vial 17	LERCV1AA,370-1				
18	Vial 18	LEWJG1AA,143-1				
19	Vial 19	LFM2P1AA,MB				
20	Vial 20	LFM2P1AC,LCS				
21	Vial 21	LFLLR1AA,221-1				
22	Vial 22	LFLLR1AE,221-1S				
23	Vial 23	LFLLR1AF,221-1D				
24	Vial 24	OPP L5 GSV0635				
25	Vial 25	LFHPJ1AA,MB				
26	Vial 26	LFHPJ1AC,LCS				
27	Vial 27	LFC4G1AA,197-1				
28	Vial 28	LFC4G1AD,197-1S				
29	Vial 29	LFC4G1AE,197-1D				
30	Vial 30	LFC4M1AA,198-1				
31	Vial 31	LFAN01AA,MB				
32	Vial 32	LFAN01AC,LCS				
33	Vial 33	LFAN01AD,LCSD				
34	Vial 34	LE4291AA,273-1				
35	Vial 35	LE4291AD,273-1S				
36	Vial 36	LE4291AE,273-1D				
37	Vial 37	LE9PJ1AA,215-1				
38	Vial 38	OPP L5 GSV0635				
39	Vial 39	OPP L1 GSV0641				
40	Vial 100	HEXANE/ACETONE				

9168141 & 9168147

9168145

9167142

9165172

9167149

Sequence Table (Back Injector):

No entries - empty table!

6/9/09 IRI

244

northgate
environmental management, inc.

1100 Quail Street, Suite 102, Newport Beach, CA 92660
(949) 260-9293

CHAIN-OF-CUSTODY / Analytical Request Document

The Chain-of-Custody is a LEGAL DOCUMENT. All relevant fields must be completed and accurate.

COC No. 2027.001.00062
Page: 1 of 1
Cooler # 1 of 1

Required Ship to Lab:		Required Project Information:		Required Invoice Information:			
Lab Name:	TestAmerica	Site ID #:	TRONOX LLC. HENDERSON	Send Invoice to:	Susan Crowley Tronox LLC	TAT: Standard 30 day	X
Address:	4955 Yarrow Street	Project #	2027.001	Address:	PO Box 55	If Rush, Date due	
Arvada, CO 80002		Site Address	560 W. Lake Mead Drive	City/State	Henderson, NV 89009	Phone #:	(949)260-9293
Lab PM:	Michael P. Phillips	City	Henderson	State	NV	Reimbursement project?	X
Phone/Fax:	303-736-0157	Site PM Name	Derrick Willis	Send EDD to	Frank Hagar Northgate Environmental Management, Inc frank.hagar@ngem.com		
Lab PM email	michael.phillips@testamericainc.com	Phone/Fax:	949-375-7004	CC Hardcopy report to	PDF Electronic Version Only		
Applicable Lab Quote #:		Site PM Email:	derrick.willis@ngem.com	CC Hardcopy report to	see additional comments below		

Rush		Mark One
If Rush, Date due		
QC level Required: Standard	Special	EPA Stage 4 / Mark one
NJ Reduced Deliverable Package?		
MA MCP Cert?	CT RCP Cert?	Mark One

Lab Project ID (lab use)

Valid Matrix Codes: DRINKING WATER WP; GROUND WATER WG; WASTE WATER WW; FREE PRODUCT LF; SOIL SO; OIL SW; WIPE AA; AMBIENT AIR AE; SVE AIR GS; SOIL GAS; WATER W; SURFACE WATER WS; WATER QC WQ; SLUDGE SL; RINSEATE WH; OTHER OT; ANIMAL TISSUE TA

ITEM #	SAMPLE ID One Character per box. (A-Z, 0-9 / ,-) Samples IDs MUST BE UNIQUE	MATRIX CODE	SAMPLE TYPE G=GRAB C=COMP	SAMPLE DATE	SAMPLE TIME	#OF CONTAINERS	FIELD FILTERED? (Y/N)	Preservatives: Unpreserved	H2SO4	HNO3	HCl	NaOH	Na2S2O3	Methanol	Other	Requested Analyses: EPA 8141A OPP Pest	Comments/Lab Sample I.D.
1	M-44B	WG	G	6/9/2009	13:40	2	N	X								X	2 x 1 L Amber Glass
2																	
3																	
4																	
5																	
6																	
7																	
8																	
9																	
10																	
11																	
12																	

tional Comments/Special Instructions:
PDF reports and EDDs will be uploaded to:
thgate Environmental Management, Inc.
site address provided to labs
ifications provided to:
ly.arnold@ngem.com
k.hagar@ngem.com

RELINQUISHED BY / AFFILIATION	DATE	TIME	ACCEPTED BY / AFFILIATION	DATE	TIME
Victoria Hansen / GEL	6/9/09	1700	Lina Miller / TA Den	6/9/09	0900

Sample Receipt Conditions

	Y/N	Y/N	Y/N
	Y/N	Y/N	Y/N
	Y/N	Y/N	Y/N
	Y/N	Y/N	Y/N
Temp in °C	Samples on Ice?	Sample intact?	Trip Blank?

SHIPPING METHOD: (mark as appropriate) — SAMPLER NAME AND SIGNATURE

UPS COURIER ~~FEDEX~~
US MAIL

PRINT Name of SAMPLER: Victoria Hansen
SIGNATURE of SAMPLER: Victoria Hansen
DATE Signed: 6/8/09
Time: 1700

Table of Contents

TestAmerica

Phillips, Michael

From: frank.hagar@ngem.com
Sent: Thursday, June 11, 2009 3:41 PM
To: Phillips, Michael
Subject: RE: SCR/COC for D9F090185 - Tronox Henderson

It was absolutely collected on June 8, 2009. The bottle label was correct.

Frank Hagar, C.Hg., C.E.G.
Hydrogeologist

Northgate Environmental Management, Inc.
1100 Quail Street, Suite 102, Newport Beach, CA 92660
main (949) 260-9293; cell (949) 689-9987;
fax (949) 315-3365
http://www.ngem.com/

CONFIDENTIALITY NOTICE:
This e-mail and its attachments from Northgate Environmental Management, Inc. contain information that is confidential and/or privileged and is intended for the sole use of the individual or entity named above. Any disclosure, copying, distribution, dissemination, or use of this information by any other person than the intended recipient is prohibited. If you have received this e-mail in error, please notify the sender via e-mail or by calling us at 510-839-0688.

From: Phillips, Michael [mailto:Michael.Phillips@testamericainc.com]
Sent: Thursday, June 11, 2009 1:57 PM
To: frank.hagar@ngem.com
Cc: Middleditch, Eric; Howard, Matt
Subject: FW: SCR/COC for D9F090185 - Tronox Henderson

Hi Frank,

I wanted to close the loop on the discrepancy between the COC and the bottle label for sample D9F090185-001 (sample id M-44B, COC#2027.001.00062 attached). The COC says the sample was taken on 6/9/2009 while the sample bottle label says it was taken on 6/8/2009. We used the bottle label date, but were advised to use the COC date (see messages below). However, the COC collection date and time of 6/9/2009 at 13:40 is later than our receipt date of 6/9/2009 at 09:00. So, it would seem that the correct date may, in fact, be the bottle label date of 6/8/2009. Can you confirm this? Thanks.

MICHAEL P. PHILLIPS
Project Manager
TestAmerica
THE LEADER IN ENVIRONMENTAL TESTING
4955 Yarrow Street
Arvada, CO 80002
Tel 303-736-0157 | Fax 303-432-8925
www.testamericainc.com

Please let us know if we met your expectations by rating the service you received from TestAmerica on this project by visiting our website at: *Project Feedback*

From: Howard, Matt
Sent: Wednesday, June 10, 2009 12:13 PM
To: frank.hagar@ngem.com
Cc: Middleditch, Eric; Phillips, Michael
Subject: RE: SCR/COC for D9F090185 - Tronox Henderson

Hi Frank,
We used the sample label collected date as the correct date because the COC says the sample was collected on 6-9-09 @ 13:40. However, we received the samples on 6-9-09 @ 0900.

Does this help?

Matt

From: frank.hagar@ngem.com [mailto:frank.hagar@ngem.com]
Sent: Wednesday, June 10, 2009 12:06 PM
To: Howard, Matt
Cc: 'Cindy Arnold'; dana.brown@ngem.com
Subject: RE: SCR/COC for D9F090185 - Tronox Henderson

Matt,

Please use the COC collected date as the correct date for this sample M-44B.

There was a delay and the samples were collected on 6/9/09 but the bottles were labeled on 6/08.

I will inform the field crew of the error

Frank Hagar, C.Hg., C.E.G.
Hydrogeologist

Northgate Environmental Management, Inc.
1100 Quail Street, Suite 102, Newport Beach, CA 92660
main (949) 260-9293; cell (949) 689-9987;
fax (949) 315-3365
http://www.ngem.com/

CONFIDENTIALITY NOTICE:
This e-mail and its attachments from Northgate Environmental Management, Inc. contain information that is confidential and/or privileged and is intended for the sole use of the individual or entity named above. Any disclosure, copying, distribution, dissemination, or use of this information by any other person than the intended recipient is prohibited. If you have received this e-mail in error, please notify the sender via e-mail or by calling us at 510-839-0688.

From: Howard, Matt [mailto:Matt.Howard@testamericainc.com]
Sent: Wednesday, June 10, 2009 10:44 AM
To: cindy.arnold@ngem.com; frank.hagar@ngem.com
Cc: Phillips, Michael; Middleditch, Eric
Subject: SCR/COC for D9F090185 - Tronox Henderson

RECEIPT DISCREPANCIES:

A sample collection date discrepancy was noted between the information listed on the chain-of-custody and the sample container labels for sample M-44B. The chain-of-custody lists the collection date as 6/9/09, while the container labels list the collection date as 6/8/09. The collection date was logged as 6/8/09, per the container labels.

<<D9F090185.pdf>>

MATTHEW F. HOWARD

Project Manager Assistant

TestAmerica

THE LEADER IN ENVIRONMENTAL TESTING

4955 Yarrow St

Arvada, CO 80002

Tel 303.736.0126 | Fax 303.431.7171

www.testamericaninc.com

CONFIDENTIALITY NOTICE: This e-mail communication, including any attachments, may contain privileged or confidential information for specific individuals and is protected by law. If you are not the intended recipient(s), you are hereby notified that any dissemination, distribution or copying of this communication is strictly prohibited and you should delete this message and its attachments from your computer without retaining any copies. If you have received this communication in error, please reply to the sender immediately. We appreciate your cooperation.
Please consider the environment before printing this e-mail.
CONFIDENTIALITY NOTICE: This e-mail communication, including any attachments, may contain privileged or confidential information for specific individuals and is protected by law. If you are not the intended recipient(s), you are hereby notified that any dissemination, distribution or copying of this communication is strictly prohibited and you should delete this message and its attachments from your computer without retaining any copies. If you have received this communication in error, please reply to the sender immediately. We appreciate your cooperation.
Please consider the environment before printing this e-mail.

TestAmerica Denver

Sample Receiving Checklist

Lot #: D9F090185 Date/Time Received: 6/9/09 0900

Company Name & Sampling Site: Northgate - Tronox

PM to Complete This Section: *Yes* *No* *Yes* *No*
Residual chlorine check required: ☐ ☒ Quarantined : ☐ ☒

Quote #: 83046

Special Instructions:

Time Zone:
• EDT/EST • CDT/CST • MDT/MST • PDT/PST • OTHER

Unpacking Checks:

Cooler #(s): _____ _____ _____ _____ _____ _____ _____ _____

Temperatures (°C): 2.4 _____ _____ _____ _____ _____ _____ _____

N/A	*Yes*	*No*		*Initials*
☐	☑	☐	1. Cooler seals intact? (N/A if hand delivered) If no, document on CUR.	YC
	☑	☐	2. Coolers scanned for radiation. Is the reading ≤ to background levels? Yes: ✓ No:____	
	☑	☐	3. Chain of custody present? If no, document on CUR.	
	☐	☑	4. Bottles broken and/or are leaking? If yes, document on CUR.	
	☐	☑	5. Multiphasic samples obvious? If yes, document on CUR.	
	☑	☐	6. Proper container & preservatives used? (ref. Attachment D of SOP# DV-QA-0003) If no, document on CUR.	
☑	☐	☐	7. pH of all samples checked and meet requirements? If no, document on CUR.	
	☑	☐	8. Sufficient volume provided for all analysis requested? (ref. Attachment D of SOP# DV-QA-0003) If no, document on CUR, and contact PM before proceeding.	
	☑	☐	9. Did chain of custody agree with labels ID and samples received? If no, document on CUR.	
☑	☐	☐	10. Were VOA samples without headspace? If no, document on CUR.	
☑	☐	☐	11. Were VOA vials preserved? Preservative ☐HCl ☐4±2°C ☐Sodium Thiosulfate ☐ Ascorbic Acid	
	☐	☑	12. Did samples require preservation with sodium thiosulfate?	
☑	☐	☐	13. If yes to #11, did the samples contain residual chlorine? If yes, document on CUR.	
☑	☐	☐	14. Sediment present in dissolved/filtered bottles? If yes, document on CUR.	
☑	☐	☐	15. Is sufficient volume provided for client requested MS, MSD or matrix duplicates? If no, document on CUR, and contact PM before proceeding.	
	☐	☑	16. Receipt date(s) > 48 hours past the collection date(s)? If yes, notify PA/PM.	
	☐	☑	17. Are analyses with short holding times requested?	
	☐	☑	18. Was a quick Turn Around (TAT) requested?	

TestAmerica Denver

Sample Receiving Checklist

Lot # D9F090185

Login Checks:

Initials: JM

N/A	Yes	No		
	☒	☐	19. Sufficient volume provided for all analysis requested? (ref. Attachment D of SOP# DV-QA-0003)	If no, document on CUR, and contact PM before proceeding.
☒	☐	☐	20. Is sufficient volume provided for client requested MS, MSD or matrix duplicates?	If no, document on CUR, and contact PM before proceeding.
	☒	☐	21. Did the chain of custody includes "received by" and "relinquished" by signatures, dates, and times?	
☐	☒	☐	22. Were special log in instructions read and followed?	
☒	☐	☐	23. Were AFCEE metals logged for refrigerated storage?	
	☒	☐	24. Were tests logged checked against the COC? Which samples were confirmed? 1	
☒	☐	☐	25. Was a Rush form completed for quick TAT?	
☒	☐	☐	26. Was a Short Hold form completed for any short holds?	
	☐	☒	27. Were special archiving instructions indicated in the General Comments? If so, what were they?	

Labeling and Storage Checks:

Initials: CLC

☒	☐	☐	28. Was the subcontract COC signed and sent with samples to bottle prep?
	☒	☐	29. Were sample labels double-checked by a second person?
☒	☐	☐	30. Were sample bottles and COC double checked for dissolved/filtered metals by a second person?
	☒	☐	31. Did the sample ID, Date, and Time from label match what was logged?
☒	☐	☐	32. Were stickers for special archiving instructions affixed to each box? See #27
☒	☐	☐	33. Were AFCEE metals stored refrigerated?

Document any problems or discrepancies and the actions taken to resolve them on a Condition Upon Receipt Anomaly Report (CUR).

4.2 IR1
Lm 6/11/09

250

northgate
environmental management, inc.

1100 Quail Street, Suite 102, Newport Beach, CA 92660
(949) 260-9293

CHAIN-OF-CUSTODY / Analytical Request Document

The Chain-of-Custody is a LEGAL DOCUMENT. All relevant fields must be completed and accurate.

COC No. 2027.001.00066
Page: 1 of 1
Cooler # 1 of 1

Required Ship to Lab:		Required Project Information:		Required Invoice Information:			
Lab Name:	TestAmerica	Site ID #:	TRONOX LLC. HENDERSON	Send Invoice to:	Susan Crowley Tronox LLC	TAT: Standard 30 day	X Rush Mark One
Address:	4955 Yarrow Street	Project #	2027.001	Address:	PO Box 55	If Rush, Date due	
Arvada, CO 80002		Site Address	560 W. Lake Mead Drive	City/State	Henderson, NV 89009 Phone #: (949)260-9293	QC level Required: Standard	Special EPA Stage 4 Mark one
Lab PM:	Michael P. Phillips	City	Henderson State NV	Reimbursement project?	X Non-reimbursement project? Mark one	NJ Reduced Deliverable Package?	
Phone/Fax:	303-736-0157	Site PM Name	Derrick Willis	Send EDD to	Frank Hagar Northgate Environmental Management, Inc frank.hagar@ngem.com	MA MCP Cert?	CT RCP Cert? Mark One
Lab PM email	michael.phillips@testamericainc.com	Phone/Fax:	949-375-7004	CC Hardcopy report to	PDF Electronic Version Only	Lab Project ID (lab use)	
Applicable Lab Quote #:		Site PM Email:	derrick.willis@ngem.com	CC Hardcopy report to	see additional comments below		

Valid Matrix Codes

MATRIX		MATRIX	
DRINKING WATER	WP	WATER	W
GROUND WATER	WG	SURFACE WATER	WS
WASTE WATER	WW	WATER QC	WQ
FREE PRODUCT	LF	SLUDGE	SL
SOIL	SO	OIL RINSEATE	WH
OIL	SW	OTHER	OT
WIPE	AA	ANIMAL TISSUE	TA
AMBIENT AIR	AE		
SVE AIR	GS		
SOIL GAS			

ITEM #	SAMPLE ID One Character per box. (A-Z, 0-9 / ,-) Samples IDs MUST BE UNIQUE	MATRIX CODE	SAMPLE TYPE G=GRAB C=COMP	SAMPLE DATE	SAMPLE TIME	#OF CONTAINERS	FIELD FILTERED? (Y/N)	Preservatives: Unpreserved	H2SO4	HNO3	HCl	NaOH	Na2S2O3	Methanol	Other	Requested Analyses	EPA 8141A OPP Pest	Comments/Lab Sample I.D.
1	M-6AB	WG	G	6/10/2009	10:17	2	N	X									X	2 x 1 L Amber Glass
2																		
3																		
4																		
5																		
6																		
7																		
8																		
9																		
10																		
11																		
12																		

tional Comments/Special Instructions:
PDF reports and EDDs will be uploaded to:
thgate Environmental Management, Inc.
site address provided to labs
ifications provided to:
dy.arnold@ngem.com
k.hagar@ngem.com

RELINQUISHED BY / AFFILIATION	DATE	TIME	ACCEPTED BY / AFFILIATION	DATE	TIME
[signature] NGEM	6/10	13:50	[signature]	6/10	1350
[signature]	6/10	1700	[signature]	6/11	0915

Sample Receipt Conditions

Temp in 0C	Samples on Ice?	Sample intact?	Trip Blank?
	Y / N	Y / N	Y / N
	Y / N	Y / N	Y / N
	Y / N	Y / N	Y / N
	Y / N	Y / N	Y / N

SHIPPING METHOD: (mark as appropriate) SAMPLER NAME AND SIGNATURE

UPS COURIER FEDEX
US MAIL

PRINT Name of SAMPLER: Dana R. Brown
SIGNATURE of SAMPLER: [signature]
DATE Signed 6/10/2009 Time: 13:50

Table of Contents

TestAmerica

Table of Contents

TestAmerica Denver

Sample Receiving Checklist

Lot #: 09F110370 Date/Time Received: 6/11/09 0915

Company Name & Sampling Site: Northgate - TRONOX

PM to Complete This Section: *Yes* *No*
Residual chlorine check required: ❑ ☒

Yes *No*
Quarantined : ❑ ☒

Quote #: 83046

Special Instructions:

Time Zone:
• EDT/EST • CDT/CST • MDT/MST • PDT/PST • OTHER

Unpacking Checks:

Cooler #(s): 1

Temperatures (°C): 4.9 4.2 MFH 6-12-09

N/A	*Yes*	*No*		*Initials*
❑	☑	❑	1. Cooler seals intact? (N/A if hand delivered) If no, document on CUR.	
	☑	❑	2. Coolers scanned for radiation. Is the reading ≤ to background levels? Yes: ✓ No:____	
	☑	❑	3. Chain of custody present? If no, document on CUR.	
	❑	☑	4. Bottles broken and/or are leaking? If yes, document on CUR.	
	❑	☑	5. Multiphasic samples obvious? If yes, document on CUR.	
	☑	❑	6. Proper container & preservatives used? (ref. Attachment D of SOP# DV-QA-0003) If no, document on CUR.	
☑	❑	❑	7. pH of all samples checked and meet requirements? If no, document on CUR.	
	☑	❑	8. Sufficient volume provided for all analysis requested? (ref. Attachment D of SOP# DV-QA-0003) If no, document on CUR, and contact PM before proceeding.	
	☑	❑	9. Did chain of custody agree with labels ID and samples received? If no, document on CUR.	
☑	❑	❑	10. Were VOA samples without headspace? If no, document on CUR.	
☑	❑	❑	11. Were VOA vials preserved? Preservative ❑HCl ❑4±2°C ❑Sodium Thiosulfate ❑ Ascorbic Acid	
	❑	☑	12. Did samples require preservation with sodium thiosulfate?	
☑	❑	❑	13. If yes to #11, did the samples contain residual chlorine? If yes, document on CUR.	
☑	❑	❑	14. Sediment present in dissolved/filtered bottles? If yes, document on CUR.	
☑	❑	❑	15. Is sufficient volume provided for client requested MS, MSD or matrix duplicates? If no, document on CUR, and contact PM before proceeding.	
	❑	☑	16. Receipt date(s) > 48 hours past the collection date(s)? If yes, notify PA/PM.	
	❑	☑	17. Are analyses with short holding times requested?	
	❑	☑	18. Was a quick Turn Around (TAT) requested?	

TestAmerica Denver

Sample Receiving Checklist

Lot # D9F110370

Login Checks:

N/A	Yes	No		Initials
	☑	☐	19. Sufficient volume provided for all analysis requested? (ref. Attachment D of SOP# DV-QA-0003) If no, document on CUR, and contact PM before proceeding.	MB
☑	☐	☐	20. Is sufficient volume provided for client requested MS, MSD or matrix duplicates? If no, document on CUR, and contact PM before proceeding.	
	☑	☐	21. Did the chain of custody includes "received by" and "relinquished" by signatures, dates, and times?	
☐	☑	☐	22. Were special log in instructions read and followed?	
☑	☐	☐	23. Were AFCEE metals logged for refrigerated storage?	
	☑	☐	24. Were tests logged checked against the COC? Which samples were confirmed? 1	
☑	☐	☐	25. Was a Rush form completed for quick TAT?	
☑	☐	☐	26. Was a Short Hold form completed for any short holds?	
	☐	☑	27. Were special archiving instructions indicated in the General Comments? If so, what were they?	

Labeling and Storage Checks:

				Initials
☑	☐	☐	28. Was the subcontract COC signed and sent with samples to bottle prep?	YC
	☑	☐	29. Were sample labels double-checked by a second person?	
☑	☐	☐	30. Were sample bottles and COC double checked for dissolved/filtered metals by a second person?	
	☑	☐	31. Did the sample ID, Date, and Time from label match what was logged?	
☑	☐	☐	32. Were stickers for special archiving instructions affixed to each box? See #27	
☑	☐	☐	33. Were AFCEE metals stored refrigerated?	

Document any problems or discrepancies and the actions taken to resolve them on a Condition Upon Receipt Anomaly Report (CUR).

TAL
IRJ
6/13/9

northgate environmental management, inc.

1100 Quail Street, Suite 102, Newport Beach, CA 92660
(949) 260-9293

CHAIN-OF-CUSTODY / Analytical Request Document

The Chain-of-Custody is a LEGAL DOCUMENT. All relevant fields must be completed and accurate.

COC No. 2027.001.00079
Page: 1 of 1
Cooler # 1 of 1

Required Ship to Lab:		Required Project Information:		Required Invoice Information:			
Lab Name:	TestAmerica	Site ID #:	TRONOX LLC. HENDERSON	Send Invoice to:	Susan Crowley Tronox LLC	TAT: Standard 30 day	X Rush / Mark One
Address:	4955 Yarrow Street	Project #	2027.001	Address:	PO Box 55	If Rush, Date due	
Arvada, CO 80002		Site Address	560 W. Lake Mead Drive	City/State	Henderson, NV 89009	Phone #: (949)260-9293	QC level Required: Standard / Special / EPA Stage 4 / Mark one
Lab PM:	Michael P. Phillips	City	Henderson	State	NV	Reimbursement project? X / Non-reimbursement project? / Mark one	NJ Reduced Deliverable Package?
Phone/Fax:	303-736-0157	Site PM Name	Derrick Willis	Send EDD to	Frank Hagar Northgate Environmental Management, Inc frank.hagar@ngem.com	MA MCP Cert? / CT RCP Cert? / Mark One	
Lab PM email	michael.phillips@testamericainc.com	Phone/Fax:	949-375-7004	CC Hardcopy report to	PDF Electronic Version Only	Lab Project ID (lab use)	
Applicable Lab Quote #:		Site PM Email:	derrick.willis@ngem.com	CC Hardcopy report to	see additional comments below		

Valid Matrix Codes

MATRIX		MATRIX	
DRINKING WATER	WP	WATER	W
GROUND WATER	WG	SURFACE WATER	WS
WASTE WATER	WW	WATER QC	WQ
FREE PRODUCT	LF	SLUDGE	SL
SOIL	SO	OIL RINSEATE	WH
OIL	SW	OTHER	OT
WIPE	AA	ANIMAL TISSUE	TA
AMBIENT AIR	AE		
SVE AIR	GS		
SOIL GAS			

ITEM #	SAMPLE ID One Character per box. (A-Z, 0-9 / ,-) Samples IDs MUST BE UNIQUE	MATRIX CODE	SAMPLE TYPE G=GRAB C=COMP	SAMPLE DATE	SAMPLE TIME	#OF CONTAINERS	FIELD FILTERED? (Y/N)	Preservatives: Unpreserved	H2SO4	HNO3	HCl	NaOH	Na2S2O3	Methanol	Other	Requested Analyses	EPA 8141A OPP Pest	Comments/Lab Sample I.D.
1	M-142B	WG	G	6/12/2009	9:45	2	N	X									X	2 x 1 L Amber Glass
2																		
3																		
4																		
5																		
6																		
7																		
8																		
9																		
10																		
11																		

...ional Comments/Special Instructions:
...PDF reports and EDDs will be uploaded to:
...hgate Environmental Management, Inc.
... site address provided to labs
...fications provided to:
...y.arnold@ngem.com
...k.hagar@ngem.com

RELINQUISHED BY / AFFILIATION	DATE	TIME	ACCEPTED BY / AFFILIATION	DATE	TIME
[signature] / GES	6/12	1700	[signature] TA	6/13/9	0815

Sample Receipt Conditions

Temp in 0C	Samples on Ice?	Sample intact?	Trip Blank?
	Y / N	Y / N	Y / N
	Y / N	Y / N	Y / N
	Y / N	Y / N	Y / N
	Y / N	Y / N	Y / N

SHIPPING METHOD (mark as appropriate): UPS COURIER FEDEX US MAIL

SAMPLER NAME AND SIGNATURE
PRINT Name of SAMPLER: Doug Davis
SIGNATURE of SAMPLER: [signature]
DATE Signed: 6/12
Time: 1700

Table of Contents

TestAmerica

Table of Contents

TestAmerica Denver

Sample Receiving Checklist

Lot #: D9F130143 Date/Time Received: 4/13/9 0815

Company Name & Sampling Site: Northgate

PM to Complete This Section: *Yes* *No* *Yes* *No*
Residual chlorine check required: ❑ ☑ Quarantined : ❑ ☑

Quote #: 83046

Special Instructions:

Time Zone:
• EDT/EST • CDT/CST • MDT/MST • PDT/PST • OTHER

Unpacking Checks:

Cooler #(s): 1

Temperatures (°C): 4.7

N/A	*Yes*	*No*		*Initials*
❑	☑	❑	1. Cooler seals intact? (N/A if hand delivered) If no, document on CUR.	
~	☑	❑	2. Coolers scanned for radiation. Is the reading ≤ to background levels? Yes: ☑ No:____	
	☑	❑	3. Chain of custody present? If no, document on CUR.	
	❑	☑	4. Bottles broken and/or are leaking? If yes, document on CUR.	
	❑	☑	5. Multiphasic samples obvious? If yes, document on CUR.	
	☑	❑	6. Proper container & preservatives used? (ref. Attachment D of SOP# DV-QA-0003) If no, document on CUR.	
☑	❑	❑	7. pH of all samples checked and meet requirements? If no, document on CUR.	
	☑	❑	8. Sufficient volume provided for all analysis requested? (ref. Attachment D of SOP# DV-QA-0003) If no, document on CUR, and contact PM before proceeding.	
	☑	❑	9. Did chain of custody agree with labels ID and samples received? If no, document on CUR.	
☑	❑	❑	10. Were VOA samples without headspace? If no, document on CUR.	
☑	❑	❑	11. Were VOA vials preserved? Preservative ❑HCl ❑4±2°C ❑Sodium Thiosulfate ❑ Ascorbic Acid	
	❑	☑	12. Did samples require preservation with sodium thiosulfate?	
☑	❑	❑	13. If yes to #11, did the samples contain residual chlorine? If yes, document on CUR.	
☑	❑	❑	14. Sediment present in dissolved/filtered bottles? If yes, document on CUR.	
☑	❑	❑	15. Is sufficient volume provided for client requested MS, MSD or matrix duplicates? If no, document on CUR, and contact PM before proceeding.	
	❑	☑	16. Receipt date(s) > 48 hours past the collection date(s)? If yes, notify PA/PM.	
	❑	☑	17. Are analyses with short holding times requested?	
	❑	☑	18. Was a quick Turn Around (TAT) requested?	

TestAmerica Denver

Sample Receiving Checklist

Lot # D9F130143

Login Checks:

Initials

N/A	Yes	No		
	☑	☐	19. Sufficient volume provided for all analysis requested? (ref. Attachment D of SOP# DV-QA-0003)	If no, document on CUR, and contact PM before proceeding.
☑	☐	☐	20. Is sufficient volume provided for client requested MS, MSD or matrix duplicates?	If no, document on CUR, and contact PM before proceeding.
	☑	☐	21. Did the chain of custody includes "received by" and "relinquished" by signatures, dates, and times?	
☐	☑	☐	22. Were special log in instructions read and followed?	
☑	☐	☐	23. Were AFCEE metals logged for refrigerated storage?	
	☑	☐	24. Were tests logged checked against the COC? Which samples were confirmed?	All
☑	☐	☐	25. Was a Rush form completed for quick TAT?	
☑	☐	☐	26. Was a Short Hold form completed for any short holds?	
	☐	☑	27. Were special archiving instructions indicated in the General Comments? If so, what were they?	

Labeling and Storage Checks:

Initials

☑	☐	☐	28. Was the subcontract COC signed and sent with samples to bottle prep?	
	☑	☐	29. Were sample labels double-checked by a second person?	
☑	☐	☐	30. Were sample bottles and COC double checked for dissolved/filtered metals by a second person?	
	☑	☐	31. Did the sample ID, Date, and Time from label match what was logged?	
☑	☐	☐	32. Were stickers for special archiving instructions affixed to each box? See #27	
☑	☐	☐	33. Were AFCEE metals stored refrigerated?	

Document any problems or discrepancies and the actions taken to resolve them on a Condition Upon Receipt Anomaly Report (CUR).

Semivolatile GC

Supporting Documentation

Sample Sequence, Chromatograms

TestAmerica

THE LEADER IN ENVIRONMENTAL TESTING

Lot ID: D9F090185

Client: Northgate

Method: 8141

Associated Samples: 1

Batch #(s): 9162333

I certify that, to the best of my knowledge, the attached package represents a complete and accurate copy of the original data.

Signature/Date: [signature] 6/22/09

GC SEMIVOLATILE ORGANIC EXTRACTION LOG SHEETS

TestAmerica

THE LEADER IN ENVIRONMENTAL TESTING

RQC058

TestAmerica Laboratories, Inc.
EXTRACTION BENCH WORKSHEET

Run Date: 6/16/09
Time: 18:31:47

LEV 1	LEV 2		LEV 1	LEV 2	
Y	_	Blank	Y	_	Weights/Volumes
Y	_	Check	Y	_	Spike & Surrogate Worksheet
_	_	MS/MSD	Y	_	Vial contains correct volume
			Y	_	Labels, greenbars, worksheets
					computer batch: correct & all match
			Y	_	Anomalies to Extraction Method

_ Expanded Deliverable
_ COC Completed
_ Bench Sheet Copied
_ Package Submitted to AnalyticalGroup
_ Bench Sheet Copied per COC

Extractionist: 008268 Katie Stoltz

Concentrationist: 007375 Kimberly M. Fleischli
002074 Cheyana Cokley

****
* *
* **QC BATCH: 9162333** *
* *
****

PREP DATE: 6/11/09 13:00
COMP DATE: 6/16/09 14:20

Reviewer/Date: FLEISCHK / 6/16/09

Compounds, Organophosphorus (8141A)
LIQ/LIQ, SEP FUNNEL (PAH,P/P,TPH,Dioxin) - Nominal

EXTR EXPR	ANL DUE	LOT#,MSRUN#/ WORK ORDER	TEST FLGS	EXT	MTH	MATRIX	INIT/FIN WT/VOL	INIT	PH"S ADJ1	ADJ2	SOLVENTS EXTRACTION	VOL	EXCHANGE	VOL	SPIKE STANDARD/ SURROGATE ID
6/15/09	6/19/09	D9F090185-001 **LEKL0-1-AA**	DR	09	P2	WATER	**1033mL** 2.00mL	7.0	NA	NA	MECL2	180.0	HEXANE	50.0	1ML GSV0675 6.4.09
COMMENTS:															
6/15/09	0/00/00	D9F110000-333 **LEPRX-1-AA**B		09	P2	WATER	**1000mL** 2.00mL	7.0	NA	NA	MECL2	180.0	HEXANE	50.0	1ML GSV0675 6.4.09
COMMENTS:															
6/15/09	0/00/00	D9F110000-333 **LEPRX-1-AC**C		09	P2	WATER	**1000mL** 2.00mL	7.0	NA	NA	MECL2	180.0	HEXANE	50.0	1ML GSV0682 6.4.09 1ML GSV0675 6.4.09
COMMENTS:															
6/15/09	0/00/00	D9F110000-333 **LEPRX-1-AD**L	R	09	P2	WATER	**1000mL** 2.00mL	7.0	NA	NA	MECL2	180.0	HEXANE	50.0	1ML GSV0682 6.4.09 1ML GSV0675 6.4.09
COMMENTS:															

DV-OP-0006/7 BAL:M27995 H20:ELGA+NACL:G47616 NA2S04:G45627 MECL2:H17J05
S/S:KS-F W:KMF SHARE MB,LCS/D 9162332 TURBOVAP A:40C PIP:CON-6 HEX:H11E04
CC:TRAINEE

R = RUSH C = CLP
E = EPA 600 D = EXP.DEL)
M = CLIENT REQ MS/MSD

NUMBER OF WORK ORDERS IN BATCH: 4

Table of Contents

GC SEMIVOLATILE INSTRUMENT LOG SHEETS

TestAmerica

THE LEADER IN ENVIRONMENTAL TESTING

NCE\061709.S

Sequence Table (Front Injector):

Quantification Part:

Line	Location	SampleName	SampleAmount	ISTDAmt	Multiplier	Dilution
1	Vial 1	PRIMER				
2	Vial 2	HEXANE				
3	Vial 3	OPP L5 GSV0635				
4	Vial 4	LE0591AA,MB				
5	Vial 5	LE0591AC,LCS				
6	Vial 6	LE0591AD,LCSD				
7	Vial 7	LEH7H2AA,167-1				
8	Vial 8	LEH7L2AA,167-2				
9	Vial 9	LEPRX1AA,MB				
10	Vial 10	LEPRX1AC,LCS				
11	Vial 11	LEPRX1AD,LCSD				
12	Vial 12	LEKL01AA,185-1				
13	Vial 13	LEX4T1AA,MB				
14	Vial 14	LEX4T1AC,LCS				
15	Vial 15	LEX4T1AD,LCSD				
16	Vial 16	LEWMK1AA,164-1				
17	Vial 17	LE29A1AA,MB				
18	Vial 18	LE29A1AC,LCS				
19	Vial 19	LE2LN1AA,272-1				
20	Vial 20	LE2L21AA,272-2				
21	Vial 21	LE2L21AA,272-2S				
22	Vial 22	LE2L21AD,272-2D				
23	Vial 23	LE2L61AA,272-3				
24	Vial 24	LE2MA1AA,272-4				
25	Vial 25	OPP L5 GSV0635				
26	Vial 26	LEPQ91AA,MB				
27	Vial 27	LEPQ91AC,LCS				
28	Vial 28	LEPQ91AD,LCSD				
29	Vial 29	LEKK01AE,180-1				
30	Vial 30	LEKLE1AE,180-2				
31	Vial 31	LEKLF1AE,180-3				
32	Vial 32	LEKLL1AE,180-4				
33	Vial 33	LEKLQ1AE,180-5				
34	Vial 34	LENR71AD,322-1				
35	Vial 35	LEPG31AJ.161-1				
36	Vial 36	OPP L5 GSV0635				
37	Vial 37	LERWE1AA,MB				
38	Vial 38	LERWE1AC,LCS				
39	Vial 39	LD6541AA,267-3				5
40	Vial 40	LD6541AE,267-3S				
41	Vial 41	LECQX1AA,299-1				
42	Vial 42	LECQ41AA,299-2				
43	Vial 43	LEFMK1AA,355-1				5
44	Vial 44	LERC61AA,372-2				5
45	Vial 45	LERWA1AA,MB				
46	Vial 46	LERWA1AC,LCS				
47	Vial 47	LC3141AC,371-1S				20
48	Vial 48	LC3141AD,371-1D				
49	Vial 49	LC3143AA,371-1				
50	Vial 50	LC3193AA,371-2				
51	Vial 51	OPP L5 GSV0635				
52	Vial 52	OPP L1 GSV0639				
53	Vial 53	LE0XG1AA,MB				
54	Vial 54	LE0XG1AC,LCS				
55	Vial 55	LD6542AA,267-3				
56	Vial 56	LECQX2AA,299-1				
57	Vial 57	LECQ41AD,299-2S				
58	Vial 58	LECQ41AE,299-2D				

9167134
9162333
9166361
9168137
9162332
9163165
9163164
9166561

6/18/09

ENCE\061709.S

Line	Location	SampleName	SampleAmount	ISTDAmt	Multiplier	Dilution
59	Vial 59	LECQ42AA,299-2				
60	Vial 60	LEFMK2AA,355-1				
61	Vial 61	LERC51AA,372-1				
62	Vial 62	LERC62AA,372-2				
63	Vial 63	LEVJH1AA,327-1				
64	Vial 64	LEVJK1AA,327-2				
65	Vial 65	OPP L5 GSV0635				
66	Vial 66	OPP L1 GSV0639				
67	Vial 100	HEXANE/ACETONE				

20

Sequence Table (Back Injector):

No entries - empty table!

GC SEMIVOLATILE
CONTINUING CALIBRATION DATA

TestAmerica

THE LEADER IN ENVIRONMENTAL TESTING

\\DenSvr03\Public\chem\GCS\GC_D2.i\0617091.B/003F0301.D
Report Date: 06/19/2009

CONTINUING CALIBRATION COMPOUNDS
PERCENT DRIFT REPORT

Instrument ID: GC_D2.i
Lab File ID: 003F0301.D
Analysis Type: NONE

Injection Date: 17-JUN-2009 13:55
Lab Sample ID: OPP L5 GSV0635
Method File: \\DenSvr03\Public\chem\GCS\GC_D2.

	COMPOUND	EXPECTED CONC.	MEASURED CONC.	%D	MAX %D	
1	o,o,o-TEPT	3.0000	2.3375	22.1	15.0	<-
2	Dichlorvos	3.0000	2.1259	29.1	15.0	<-
3	Mevinphos	3.0000	2.3950	20.2	15.0	<-
4	Chlormefos	3.0000	2.6348	12.2	15.0	
5	Thionazin	3.0000	2.5513	15.0	15.0	
6	Demeton-O	0.9750	0.9226	5.4	15.0	
7	Ethoprop	3.0000	2.7308	9.0	15.0	
8	Naled	3.0000	4.2683	42.3	15.0	<-
9	Sulfotepp	3.0000	2.7046	9.8	15.0	
10	Phorate	3.0000	2.7512	8.3	15.0	
11	Dimethoate	3.0000	2.8211	6.0	15.0	
12	Demeton-S	2.0400	1.8778	8.0	15.0	
13	Simazine	3.0000	2.9513	1.6	15.0	
14	Atrazine	3.0000	2.8033	6.6	15.0	
15	propazine	3.0000	2.8423	5.3	15.0	
17	Disulfoton	3.0000	2.5117	16.3	15.0	<-
16	Diazinon	3.0000	2.8742	4.2	15.0	
18	Methyl Parathion	3.0000	2.8679	4.4	15.0	
19	Ronnel	3.0000	2.7925	6.9	15.0	
20	Malathion	3.0000	2.9315	2.3	15.0	
21	Fenthion	3.0000	2.8339	5.5	15.0	
22	Parathion	3.0000	2.6097	13.0	15.0	
23	Chlorpyrifos	3.0000	3.1252	4.2	15.0	
24	Trichloronate	3.0000	2.8652	4.5	15.0	
25	Anilazine	3.0000	2.8596	4.7	15.0	
148	Merphos-A (Merphos)	3.0000	2.9419	1.9	999.0	
26	Tetrachlorvinphos (Stirophos)	3.0000	2.8921	3.6	15.0	
28	Tokuthion	3.0000	3.0042	0.1	15.0	
149	Merphos-B (Merphos Oxone)	3.0000	3.2065	6.9	999.0	
29	Carbophenothion-methyl	3.0000	2.8886	3.7	15.0	
29	Fensulfothion	3.0000	2.7750	7.5	15.0	
30	Bolstar / Famphur	6.0000	6.2625	4.4	15.0	
32	Carbophenothion	3.0000	2.9659	1.1	15.0	
31	Triphenyl phosphate	3.0000	2.9965	0.1	15.0	
34	Phosmet	3.0000	3.2473	8.2	15.0	
32	EPN	3.0000	3.2683	8.9	15.0	
33	Azinphos-methyl	3.0000	3.5392	18.0	15.0	<-
35	Azinphos-ethyl	3.0000	3.0313	1.0	15.0	
36	Coumaphos	3.0000	2.9073	3.1	15.0	

r03\Public\chem\GCS\GC_D2.i\0617091.B/003F0301.D
Report Date: 06/19/2009

CONTINUING CALIBRATION COMPOUNDS
PERCENT DRIFT REPORT

Instrument ID: GC_D2.i
Lab File ID: 003F0301.D
Analysis Type: NONE

Injection Date: 17-JUN-2009 13:55
Lab Sample ID: OPP L5 GSV0635
Method File: \\DenSvr03\Public\chem\GCS\GC_D2.

COMPOUND	EXPECTED CONC.	MEASURED CONC.	%D	MAX %D
27 Merphos	3.0000	2.9991	0.0	15.0
40 Total Demeton	3.0000	2.8004	6.7	15.0

Average %D = 8.34

TestAmerica

Data file : \\DenSvr03\Public\chem\GCS\GC_D2.i\0617091.B\003F0301.D
Lab Smp Id: OPP L5 GSV0635 Client Smp ID: OPP L5 GSV0635
Inj Date : 17-JUN-2009 13:55
Operator : MPK/TLW Inst ID: GC_D2.i
Smp Info : OPP L5 GSV0635
Misc Info : IS - GSV0633-09
Comment :
Method : \\DenSvr03\Public\chem\GCS\GC_D2.i\0617091.B\8141A-1.m
Meth Date : 19-Jun-2009 11:20 GC_D2.i Quant Type: ISTD
Cal Date : 01-JUN-2009 18:27 Cal File: 009F0901.D
Als bottle: 3 Continuing Calibration Sample
Dil Factor: 1.00000
Integrator: Falcon Compound Sublist: 8141A.sub
Target Version: 4.14
Processing Host: DENPC075

	Compounds	RT	EXP RT	REL RT	RESPONSE	AMOUNTS CAL-AMT (ug/mL)	AMOUNTS ON-COL (ug/mL)
	1 o,o,o-TEPT	3.334	3.329	(0.187)	382101	3.00000	2.337
	2 Dichlorvos	4.131	4.122	(0.231)	221421	3.00000	2.126
	3 Mevinphos	5.794	5.780	(0.324)	118226	3.00000	2.395
$	4 Chlormefos	5.883	5.875	(0.329)	314915	3.00000	2.635
	5 Thionazin	7.558	7.547	(0.423)	267899	3.00000	2.551
	6 Demeton-O	7.699	7.689	(0.431)	98023	0.97500	0.9226
	7 Ethoprop	7.906	7.890	(0.442)	260818	3.00000	2.731
	8 Naled	8.111	8.099	(0.454)	77369	3.00000	4.268
*	9 Tributylphosphate	8.173	8.148	(1.000)	180428	2.00000	
	10 Sulfotepp	8.493	8.481	(0.475)	371361	3.00000	2.704
	11 Phorate	8.584	8.574	(0.480)	265122	3.00000	2.751
	12 Dimethoate	8.726	8.710	(0.488)	294155	3.00000	2.821
	13 Demeton-S	8.901	8.884	(0.498)	168905	2.04000	1.878
	14 Simazine	8.989	8.974	(0.503)	110697	3.00000	2.951
	15 Atrazine	9.156	9.142	(0.512)	127302	3.00000	2.803
	16 propazine	9.301	9.285	(0.520)	121322	3.00000	2.842
	17 Disulfoton	9.926	9.915	(0.555)	152643	3.00000	2.512
	18 Diazinon	9.958	9.944	(0.557)	317421	3.00000	2.874
	19 Methyl Parathion	10.781	10.767	(0.603)	203926	3.00000	2.868
	20 Ronnel	11.301	11.289	(0.632)	193355	3.00000	2.792
	21 Malathion	11.866	11.850	(0.664)	188779	3.00000	2.931
	22 Fenthion	11.998	11.987	(0.671)	187035	3.00000	2.834
	23 Parathion	12.089	12.075	(0.676)	184022	3.00000	2.610
	24 Chlorpyrifos	12.131	12.120	(0.679)	287442	3.00000	3.125
	25 Trichloronate	12.563	12.550	(0.703)	231547	3.00000	2.865
	26 Anilazine	12.898	12.890	(0.722)	3528	3.00000	2.860
	27 Merphos-A (Merphos)	13.264	13.252	(0.742)	199426	3.00000	2.942
	28 Tetrachlorvinphos (Stirophos)	13.898	13.882	(0.777)	132316	3.00000	2.892
	29 Tokuthion	14.521	14.510	(0.812)	224630	3.00000	3.004
	30 Merphos-B (Merphos Oxone)	14.723	14.710	(0.824)	55194	3.00000	3.206
	31 Carbophenothion-methyl	15.316	15.309	(0.857)	153443	3.00000	2.888
	32 Fensulfothion	15.446	15.440	(0.864)	164715	3.00000	2.775
	33 Bolstar / Famphur	16.108	16.099	(0.901)	404215	6.00000	6.262

		Compounds	RT	EXP RT	REL RT	RESPONSE	AMOUNTS CAL-AMT (ug/mL)	AMOUNTS ON-COL (ug/mL)
	34	Carbophenothion	16.248	16.239	(0.909)	221467	3.00000	2.966
$	35	Triphenyl phosphate	16.754	16.748	(0.937)	164196	3.00000	2.996(A)
	36	Phosmet	17.009	17.007	(0.952)	177104	3.00000	3.247
	37	EPN	17.189	17.184	(0.962)	214753	3.00000	3.268
	38	Azinphos-methyl	17.521	17.524	(0.980)	153473	3.00000	3.539
*	39	TOCP	17.876	17.874	(1.000)	105123	2.00000	
	40	Azinphos-ethyl	17.964	17.965	(1.005)	200165	3.00000	3.031
	41	Coumaphos	18.408	18.410	(1.030)	133426	3.00000	2.907
S	42	Merphos				254620	3.00000	2.999
M	43	Total Demeton				266928	3.00000	2.800

QC Flag Legend

A - Target compound detected but, quantitated amount exceeded maximum amount.

TestAmerica

INTERNAL STANDARD COMPOUNDS
AREA AND RT SUMMARY

Instrument ID: GC_D2.i
Lab File ID: 003F0301.D
Lab Smp Id: OPP L5 GSV0635
Analysis Type: SV
Quant Type: ISTD
Operator: MPK/TLW
Method File: \\DenSvr03\Public\chem\GCS\GC_D2.i\0617091.B\8141A-1.m
Misc Info: IS - GSV0633-09

Calibration Date: 18-JUN-2009
Calibration Time: 16:16
Client Smp ID: OPP L5 GSV0635
Level:
Sample Type:

COMPOUND	STANDARD	AREA LIMIT LOWER	AREA LIMIT UPPER	SAMPLE	%DIFF
9 Tributylphosphate	212365	106183	424730	180428	-15.04
39 TOCP	112010	56005	224020	105123	-6.15

COMPOUND	STANDARD	RT LIMIT LOWER	RT LIMIT UPPER	SAMPLE	%DIFF
9 Tributylphosphate	8.16	7.66	8.66	8.17	0.22
39 TOCP	17.87	17.37	18.37	17.88	0.03

AREA UPPER LIMIT = +100% of internal standard area.
AREA LOWER LIMIT = - 50% of internal standard area.
RT UPPER LIMIT = + 0.50 minutes of internal standard RT.
RT LOWER LIMIT = - 0.50 minutes of internal standard RT.

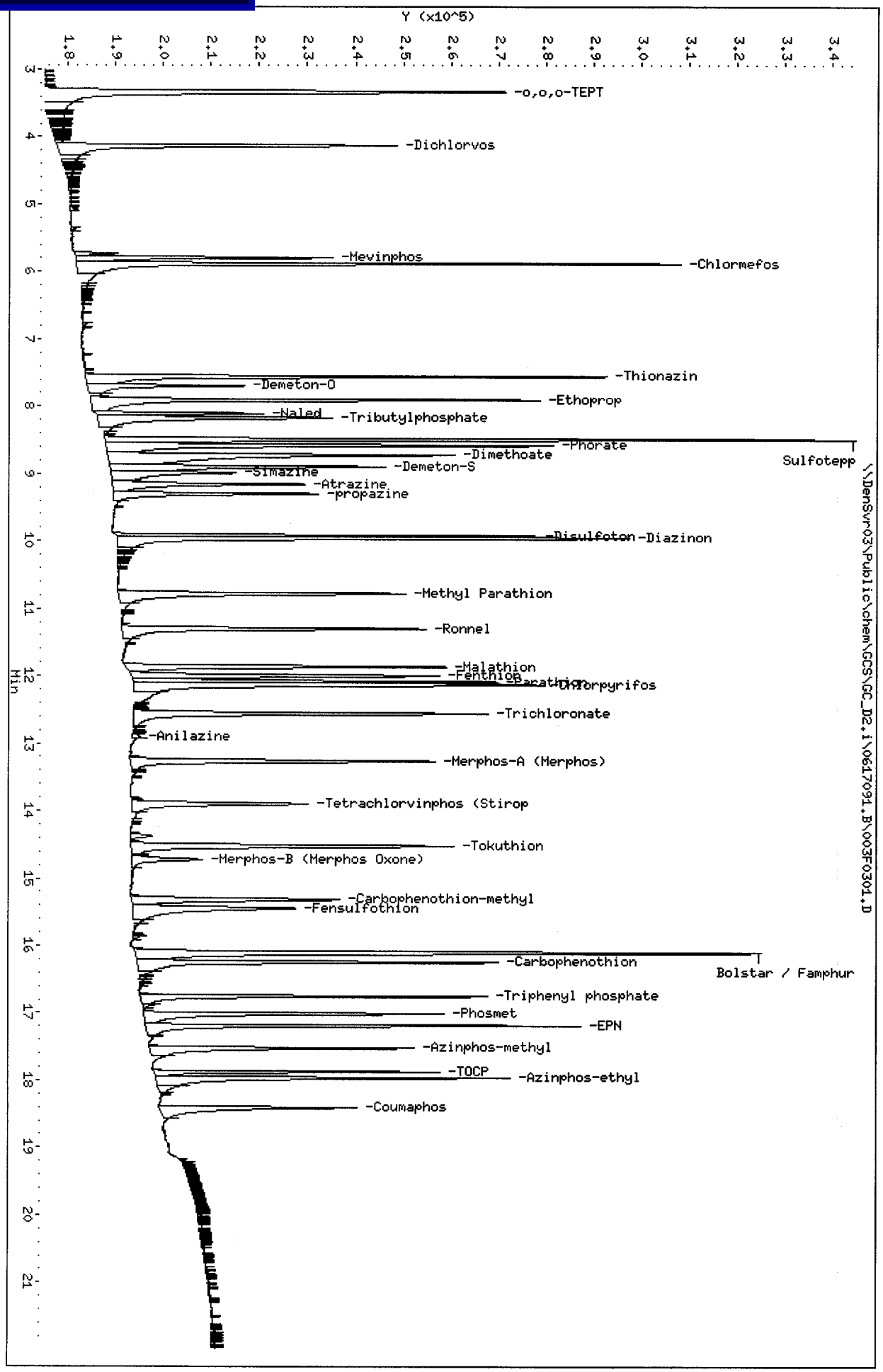

Data File: \\DenSvr03\Public\chem\GCS\GC_D2.i\0617091.B\003F0301.D
Date : 17-JUN-2009 13:55
Client ID: OPP L5 GSV0635
Sample Info: OPP L5 GSV0635
Column phase: RTx-1MS

Instrument: GC_D2.i
Operator: MPK/TLM
Column diameter: 0.32

r03\Public\chem\GCS\GC_D2.i\0617092.B/003F0301.D
Report Date: 06/19/2009

CONTINUING CALIBRATION COMPOUNDS
PERCENT DRIFT REPORT

Instrument ID: GC_D2.i
Lab File ID: 003F0301.D
Analysis Type: NONE

Injection Date: 17-JUN-2009 13:55
Lab Sample ID: OPP L5 GSV0635
Method File: \\DenSvr03\Public\chem\GCS\GC_D2.

	COMPOUND	EXPECTED CONC.	MEASURED CONC.	%D	MAX %D	
1	o,o,o-TEPT	3.0000	2.4196	19.3	15.0	<-
2	Dichlorvos	3.0000	2.2590	24.7	15.0	<-
3	Chlormefos	3.0000	2.6011	13.3	15.0	
4	Mevinphos	3.0000	2.5946	13.5	15.0	
5	Demeton-O	0.9750	0.9308	4.5	15.0	
6	Thionazin	3.0000	2.8213	6.0	15.0	
7	Ethoprop	3.0000	2.7355	8.8	15.0	
8	Phorate	3.0000	2.7165	9.5	15.0	
10	Naled	3.0000	4.5094	50.3	15.0	<-
146	Sulfotepp	3.0000	2.7401	8.7	15.0	
10	Simazine	3.0000	2.8513	5.0	15.0	
12	Diazinon	3.0000	2.8366	5.4	15.0	
150	Atrazine	3.0000	2.8348	5.5	15.0	
13	Propazine	3.0000	2.7617	7.9	15.0	
14	Disulfoton	3.0000	2.7752	7.5	15.0	
15	Demeton-S	2.0400	1.8313	10.2	15.0	
16	Dimethoate	3.0000	2.7855	7.2	15.0	
17	Ronnel	3.0000	2.6287	12.4	15.0	
148	Merphos-A (Merphos)	3.0000	2.7664	7.8	999.0	
18	Chlorpyrifos	3.0000	2.7009	10.0	15.0	
19	Fenthion	3.0000	2.7140	9.5	15.0	
20	Trichloronate	3.0000	2.5331	15.6	15.0	<-
21	Anilazine	3.0000	2.0387	32.0	15.0	<-
23	Methyl Parathion	3.0000	2.7696	7.7	15.0	
24	Malathion	3.0000	2.6893	10.4	15.0	
25	Tokuthion	3.0000	2.6890	10.4	15.0	
26	Parathion	3.0000	2.7570	8.1	15.0	
149	Merphos-B (Merphos Oxone)	3.0000	2.6122	12.9	999.0	
27	Tetrachlorvinphos (stirophos)	3.0000	2.8890	3.7	15.0	
28	Carbophenothion methyl	3.0000	2.8977	3.4	15.0	
28	Bolstar	3.0000	2.7652	7.8	15.0	
30	Carbophenothion	3.0000	2.7408	8.6	15.0	
29	Triphenyl phosphate	3.0000	2.8740	4.2	15.0	
30	Fensulfothion	3.0000	2.7503	8.3	15.0	
35	Phosmet / EPN	6.0000	5.7865	3.6	15.0	
33	Famphur	3.0000	2.9712	1.0	15.0	
34	Azinphos-methyl	3.0000	3.3819	12.7	15.0	
35	Azinphos-ethyl	3.0000	2.7668	7.8	15.0	
36	Coumaphos	3.0000	3.1221	4.1	15.0	

r03\Public\chem\GCS\GC_D2.i\0617092.B/003F0301.D
Report Date: 06/19/2009

CONTINUING CALIBRATION COMPOUNDS
PERCENT DRIFT REPORT

Instrument ID: GC_D2.i
Lab File ID: 003F0301.D
Analysis Type: NONE

Injection Date: 17-JUN-2009 13:55
Lab Sample ID: OPP L5 GSV0635
Method File: \\DenSvr03\Public\chem\GCS\GC_D2.

COMPOUND	EXPECTED CONC.	MEASURED CONC.	%D	MAX %D
22 Merphos	3.0000	2.7902	7.0	15.0
40 Total Demeton	3.0000	2.7621	7.9	15.0

Average %D = 10.3

TestAmerica

Data file : \\DenSvr03\Public\chem\GCS\GC_D2.i\0617092.B\003F0301.D
Lab Smp Id: OPP L5 GSV0635 Client Smp ID: OPP L5 GSV0635
Inj Date : 17-JUN-2009 13:55
Operator : MPK/TLW Inst ID: GC_D2.i
Smp Info : OPP L5 GSV0635
Misc Info :
Comment :
Method : \\DenSvr03\Public\chem\GCS\GC_D2.i\0617092.B\8141A-2.m
Meth Date : 19-Jun-2009 11:43 GC_D2.i Quant Type: ISTD
Cal Date : 01-JUN-2009 18:27 Cal File: 009F0901.D
Als bottle: 3 Continuing Calibration Sample
Dil Factor: 1.00000
Integrator: Falcon Compound Sublist: 8141A.sub
Target Version: 4.14
Processing Host: DENPC075

	Compounds	RT	EXP RT	REL RT	RESPONSE	AMOUNTS CAL-AMT (ug/mL)	AMOUNTS ON-COL (ug/mL)
	1 o,o,o-TEPT	4.768	4.748	(0.253)	182592	3.00000	2.420
	2 Dichlorvos	6.581	6.576	(0.349)	126199	3.00000	2.259
$	3 Chlormefos	7.421	7.418	(0.394)	150221	3.00000	2.601
	4 Mevinphos	9.276	9.276	(0.492)	87579	3.00000	2.595
	5 Demeton-O	9.778	9.779	(0.519)	34009	0.97500	0.9308
	6 Thionazin	10.029	10.029	(0.532)	156864	3.00000	2.821
	7 Ethoprop	10.546	10.546	(0.560)	110399	3.00000	2.735
	8 Phorate	10.581	10.584	(0.562)	142983	3.00000	2.716
	9 Naled	10.986	10.988	(0.583)	36612	3.00000	4.509
	10 Sulfotepp	11.061	11.064	(0.587)	200884	3.00000	2.740(A)
*	11 Tributylphosphate	11.163	11.164	(1.000)	95255	2.00000	
	12 Simazine	11.456	11.454	(0.608)	33105	3.00000	2.851(A)
	13 Diazinon	11.588	11.591	(0.615)	110589	3.00000	2.836
	14 Atrazine	11.636	11.639	(0.618)	65758	3.00000	2.835(A)
	15 Propazine	11.799	11.803	(0.626)	53268	3.00000	2.762
	16 Disulfoton	12.099	12.103	(0.642)	111814	3.00000	2.775
	17 Demeton-S	12.176	12.179	(0.646)	85211	2.04000	1.831
	18 Dimethoate	13.341	13.343	(0.708)	146661	3.00000	2.785
	19 Ronnel	13.644	13.646	(0.724)	90107	3.00000	2.629
	20 Merphos-A (Merphos)	13.748	13.751	(1.232)	118440	3.00000	2.766(A)
	21 Chlorpyrifos	14.469	14.473	(0.768)	103910	3.00000	2.701
	22 Fenthion	14.723	14.724	(0.781)	82178	3.00000	2.714
	23 Trichloronate	14.771	14.776	(0.784)	140688	3.00000	2.533
	24 Anilazine	15.278	15.284	(0.811)	1335	3.00000	2.039
	25 Methyl Parathion	15.571	15.574	(0.826)	97387	3.00000	2.770(A)
	26 Malathion	15.769	15.773	(0.837)	96723	3.00000	2.689
	27 Tokuthion	16.384	16.388	(0.870)	116995	3.00000	2.689
	28 Parathion	16.529	16.533	(0.877)	109103	3.00000	2.757(M)
	29 Merphos-B (Merphos Oxone)	16.551	16.556	(1.483)	38776	3.00000	2.612(AM)
	30 Tetrachlorvinphos (stirophos)	17.009	17.011	(0.903)	57911	3.00000	2.889
	31 Carbophenothion methyl	17.116	17.116	(0.908)	91963	3.00000	2.898
	32 Bolstar	17.471	17.473	(0.927)	102335	3.00000	2.765
	33 Carbophenothion	17.554	17.554	(0.932)	103282	3.00000	2.741(A)

	Compounds	RT	EXP RT	REL RT	RESPONSE	AMOUNTS CAL-AMT (ug/mL)	AMOUNTS ON-COL (ug/mL)
$	34 Triphenyl phosphate	18.306	18.308	(0.972)	75745	3.00000	2.874
	35 Fensulfothion	18.584	18.586	(0.986)	73468	3.00000	2.750
*	36 TOCP	18.841	18.839	(1.000)	48652	2.00000	
	37 Phosmet / EPN	18.938	18.934	(1.005)	159617	6.00000	5.786(A)
	38 Famphur	19.038	19.034	(1.010)	92603	3.00000	2.971
	39 Azinphos-methyl	19.179	19.173	(1.018)	79483	3.00000	3.382
	40 Azinphos-ethyl	19.401	19.394	(1.030)	96107	3.00000	2.767
	41 Coumaphos	20.396	20.388	(1.083)	70163	3.00000	3.122
S	42 Merphos				157216	3.00000	2.790(A)
M	43 Total Demeton				119220	3.00000	2.762

QC Flag Legend

A - Target compound detected but, quantitated amount exceeded maximum amount.
M - Compound response manually integrated.

TestAmerica

INTERNAL STANDARD COMPOUNDS
AREA AND RT SUMMARY

Instrument ID: GC_D2.i
Lab File ID: 003F0301.D
Lab Smp Id: OPP L5 GSV0635
Analysis Type: SV
Quant Type: ISTD
Operator: MPK/TLW
Method File: \\DenSvr03\Public\chem\GCS\GC_D2.i\0617092.B\8141A-2.m
Misc Info:

Calibration Date: 18-JUN-2009
Calibration Time: 16:16
Client Smp ID: OPP L5 GSV0635
Level:
Sample Type:

COMPOUND	STANDARD	AREA LIMIT LOWER	AREA LIMIT UPPER	SAMPLE	%DIFF
11 Tributylphosphate	109594	54797	219188	95255	-13.08
36 TOCP	49744	24872	99488	48652	-2.20

COMPOUND	STANDARD	RT LIMIT LOWER	RT LIMIT UPPER	SAMPLE	%DIFF
11 Tributylphosphate	11.16	10.66	11.66	11.16	0.01
36 TOCP	18.84	18.34	19.34	18.84	-0.00

AREA UPPER LIMIT = +100% of internal standard area.
AREA LOWER LIMIT = - 50% of internal standard area.
RT UPPER LIMIT = + 0.50 minutes of internal standard RT.
RT LOWER LIMIT = - 0.50 minutes of internal standard RT.

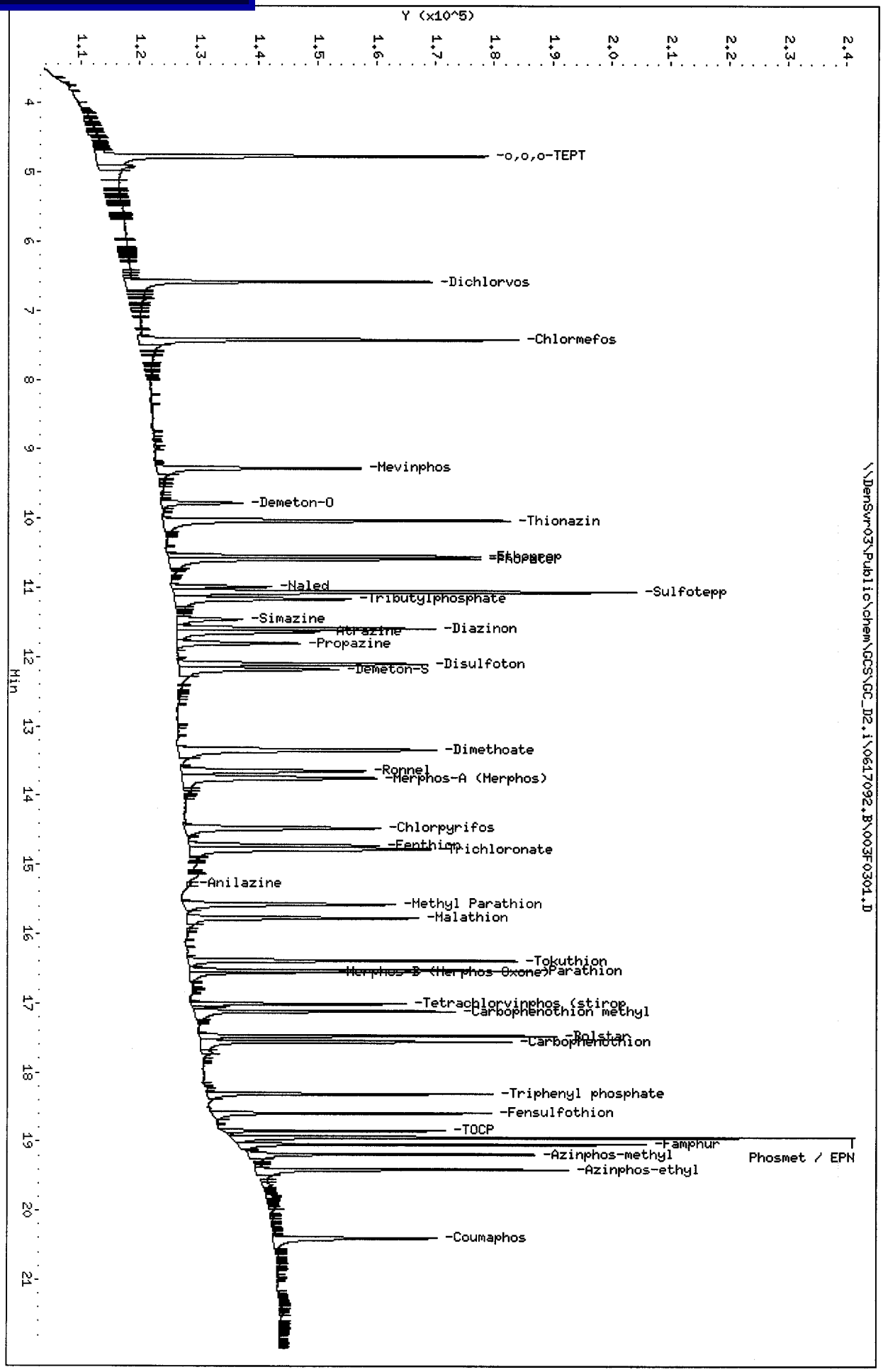

Data File: \\DenSvr03\Public\chem\GCS\GC_D2.i\0617092.B\003F0301.D
Date : 17-JUN-2009 13:55
Client ID: OPP L5 GSV0635
Sample Info: OPP L5 GSV0635
Column phase: RTx-OPPest

Instrument: GC_D2.i
Operator: MPK/TLW
Column diameter: 0.32

Data File Name: 003F0301.D
Inj. Date and Time: 17-JUN-2009 13:55
Instrument ID: GC_D2.i
Client ID: OPP L5 GSV0635
Compound Name: Parathion
CAS #:

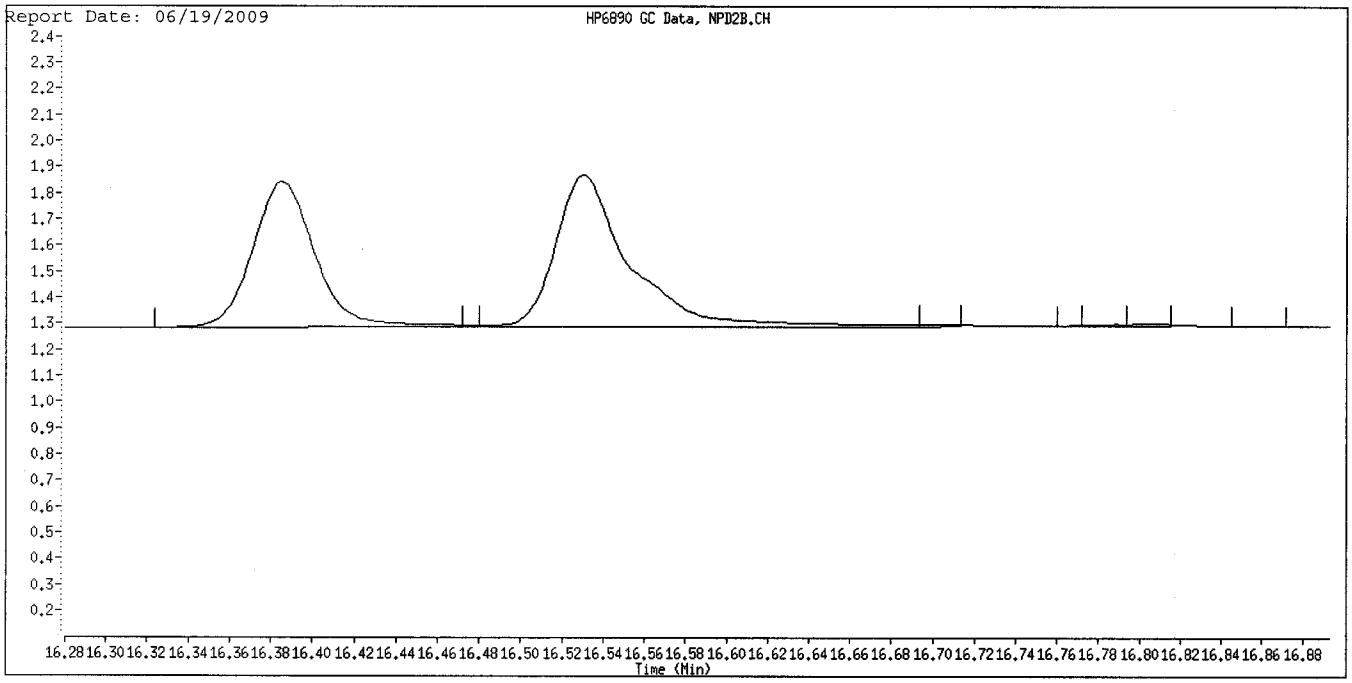

Original Integration

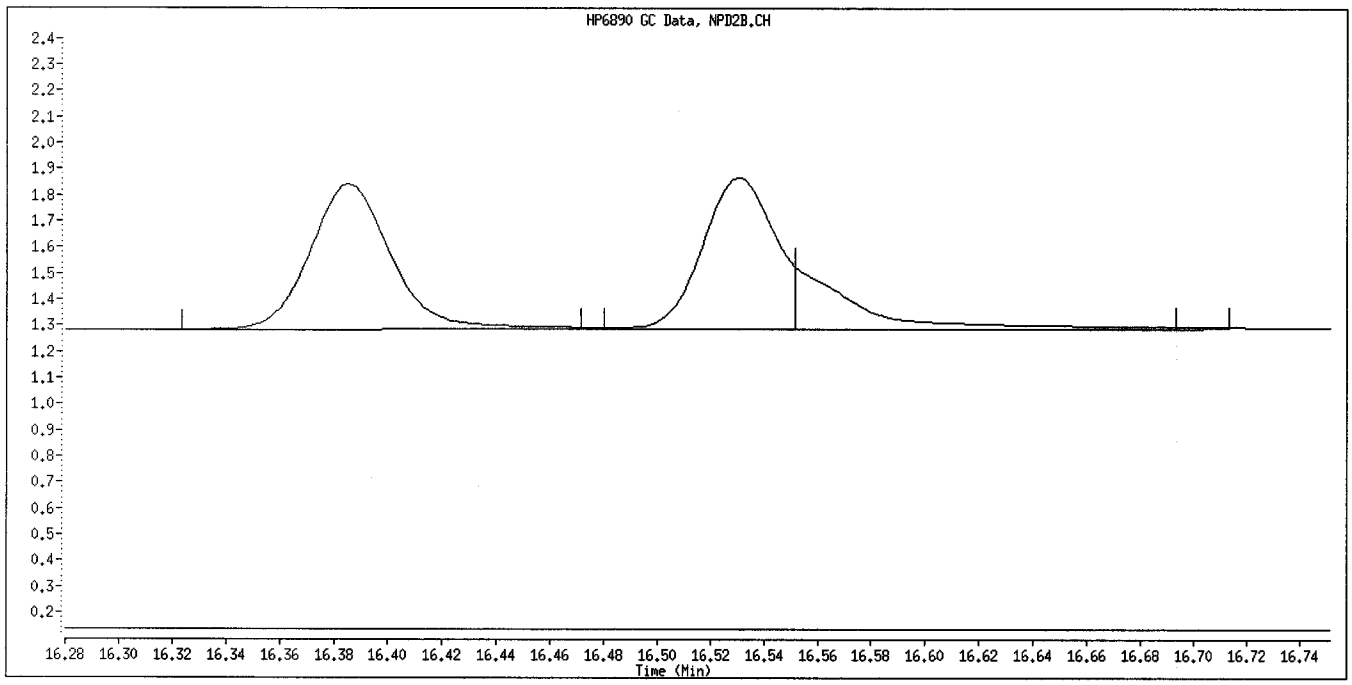

Manual Integration

Manually Integrated By: williamst
Manual Integration Reason: Baseline Event

6-20-09

Inj. Date and Time: 17-JUN-2009 13:55
Instrument ID: GC_D2.i
Client ID: OPP L5 GSV0635
Compound Name: Merphos-B (Merphos Oxone)
CAS #:
Report Date: 06/19/2009

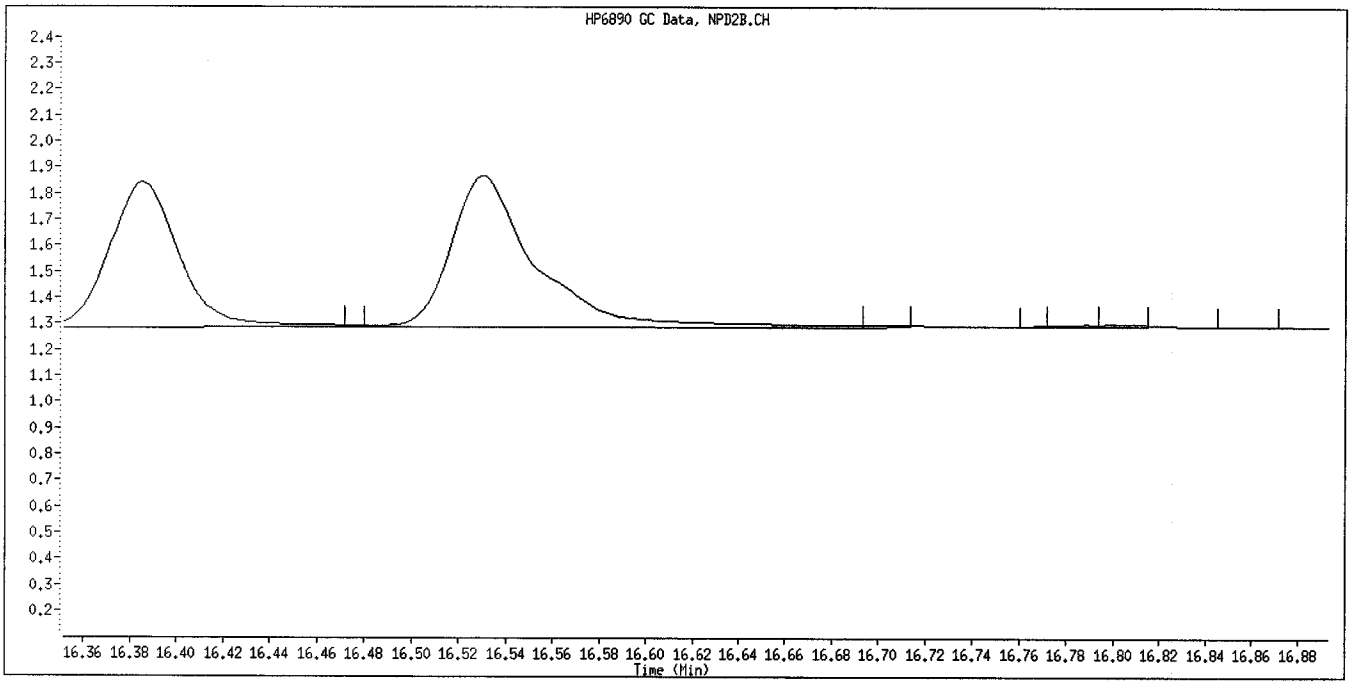

Original Integration

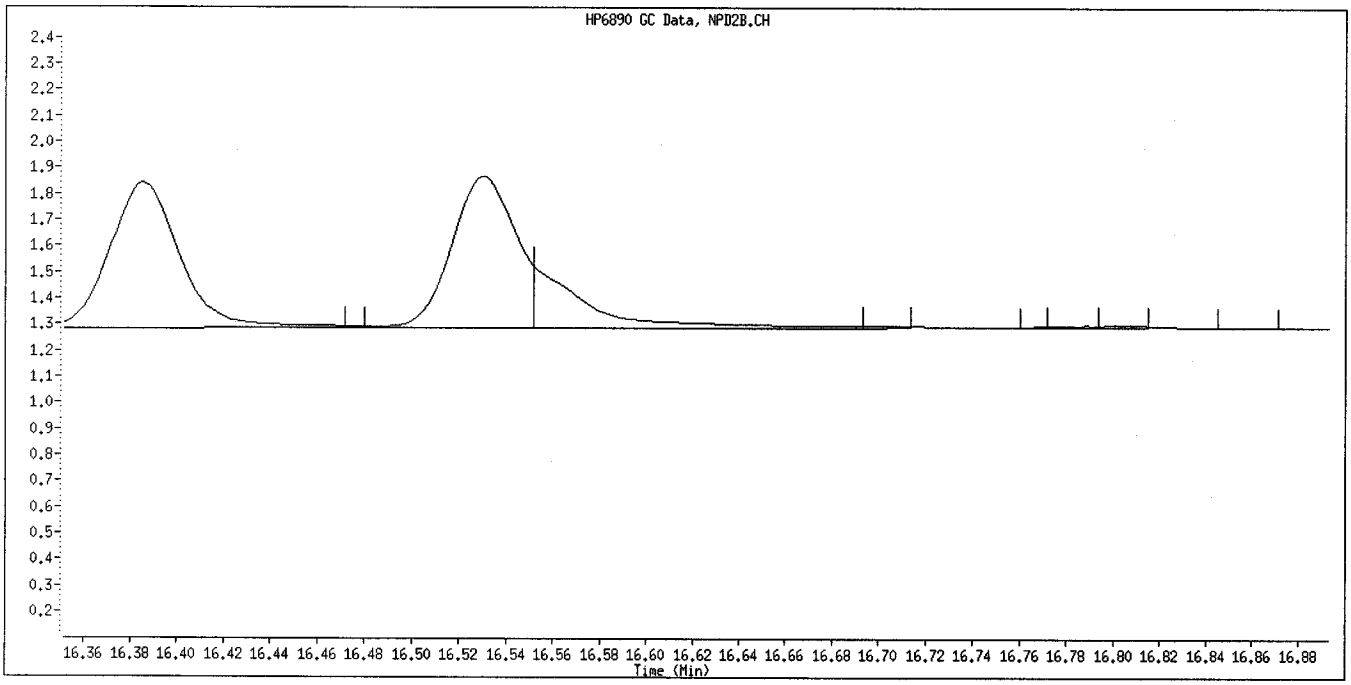

Manual Integration

Manually Integrated By: williamst
Manual Integration Reason: Baseline Event

6-20-09

r03\Public\chem\GCS\GC_D2.i\0617091.B/025F2501.D
Report Date: 06/19/2009

CONTINUING CALIBRATION COMPOUNDS
PERCENT DRIFT REPORT

Instrument ID: GC_D2.i
Lab File ID: 025F2501.D
Analysis Type: NONE

Injection Date: 18-JUN-2009 16:16
Lab Sample ID: OPP L5 GSV0635
Method File: \\DenSvr03\Public\chem\GCS\GC_D2.

	COMPOUND	EXPECTED CONC.	MEASURED CONC.	%D	MAX %D	
1	o,o,o-TEPT	3.0000	2.5884	13.7	15.0	
2	Dichlorvos	3.0000	3.0050	0.2	15.0	
3	Mevinphos	3.0000	2.7317	8.9	15.0	
4	Chlormefos	3.0000	2.9933	0.2	15.0	
5	Thionazin	3.0000	2.6760	10.8	15.0	
6	Demeton-O	0.9750	1.0880	11.6	15.0	
7	Ethoprop	3.0000	3.0352	1.2	15.0	
8	Naled	3.0000	3.8353	27.8	15.0	<-
9	Sulfotepp	3.0000	2.8143	6.2	15.0	
10	Phorate	3.0000	2.9086	3.0	15.0	
11	Dimethoate	3.0000	2.9173	2.8	15.0	
12	Demeton-S	2.0400	1.9868	2.6	15.0	
13	Simazine	3.0000	3.0978	3.3	15.0	
14	Atrazine	3.0000	2.7936	6.9	15.0	
15	propazine	3.0000	2.7287	9.0	15.0	
17	Disulfoton	3.0000	2.5140	16.2	15.0	<-
16	Diazinon	3.0000	2.9272	2.4	15.0	
18	Methyl Parathion	3.0000	2.7606	8.0	15.0	
19	Ronnel	3.0000	2.7080	9.7	15.0	
20	Malathion	3.0000	2.8216	5.9	15.0	
21	Fenthion	3.0000	2.7454	8.5	15.0	
22	Parathion	3.0000	2.5069	16.4	15.0	<-
23	Chlorpyrifos	3.0000	3.0858	2.9	15.0	
24	Trichloronate	3.0000	2.7578	8.1	15.0	
25	Anilazine	3.0000	2.5732	14.2	15.0	
148	Merphos-A (Merphos)	3.0000	2.7260	9.1	999.0	
26	Tetrachlorvinphos (Stirophos)	3.0000	2.7841	7.2	15.0	
28	Tokuthion	3.0000	2.8982	3.4	15.0	
149	Merphos-B (Merphos Oxone)	3.0000	3.3935	13.1	999.0	
29	Carbophenothion-methyl	3.0000	2.8046	6.5	15.0	
29	Fensulfothion	3.0000	2.8944	3.5	15.0	
30	Bolstar / Famphur	6.0000	6.0272	0.5	15.0	
32	Carbophenothion	3.0000	2.8875	3.7	15.0	
31	Triphenyl phosphate	3.0000	2.8975	3.4	15.0	
34	Phosmet	3.0000	3.0884	2.9	15.0	
32	EPN	3.0000	2.9648	1.2	15.0	
33	Azinphos-methyl	3.0000	3.5989	20.0	15.0	<-
35	Azinphos-ethyl	3.0000	3.3359	11.2	15.0	
36	Coumaphos	3.0000	2.7381	8.7	15.0	

Data File: \\DenSvr03\Public\chem\GCS\GC_D2.i\0617091.B/025F2501.D
Report Date: 06/19/2009

CONTINUING CALIBRATION COMPOUNDS
PERCENT DRIFT REPORT

Instrument ID: GC_D2.i
Lab File ID: 025F2501.D
Analysis Type: NONE

Injection Date: 18-JUN-2009 16:16
Lab Sample ID: OPP L5 GSV0635
Method File: \\DenSvr03\Public\chem\GCS\GC_D2.

COMPOUND	EXPECTED CONC.	MEASURED CONC.	%D	MAX %D
27 Merphos	3.0000	2.8648	4.5	15.0
40 Total Demeton	3.0000	3.0748	2.5	15.0

Average %D = 7.37

TestAmerica

Data file : \\DenSvr03\Public\chem\GCS\GC_D2.i\0617091.B\025F2501.D
Lab Smp Id: OPP L5 GSV0635 Client Smp ID: OPP L5 GSV0635
Inj Date : 18-JUN-2009 16:16
Operator : MPK/TLW Inst ID: GC_D2.i
Smp Info : OPP L5 GSV0635
Misc Info : IS - GSV0633-09
Comment :
Method : \\DenSvr03\Public\chem\GCS\GC_D2.i\0617091.B\8141A-1.m
Meth Date : 19-Jun-2009 11:20 GC_D2.i Quant Type: ISTD
Cal Date : 01-JUN-2009 18:27 Cal File: 009F0901.D
Als bottle: 25 Continuing Calibration Sample
Dil Factor: 1.00000
Integrator: Falcon Compound Sublist: 8141A.sub
Target Version: 4.14
Processing Host: DENPC075

	Compounds	RT	EXP RT	REL RT	RESPONSE	AMOUNTS CAL-AMT (ug/mL)	AMOUNTS ON-COL (ug/mL)
	1 o,o,o-TEPT	3.332	3.329	(0.186)	451671	3.00000	2.588
	2 Dichlorvos	4.125	4.122	(0.231)	335666	3.00000	3.005
	3 Mevinphos	5.783	5.780	(0.324)	144534	3.00000	2.732
$	4 Chlormefos	5.872	5.875	(0.329)	382382	3.00000	2.993
	5 Thionazin	7.543	7.547	(0.422)	299818	3.00000	2.676
	6 Demeton-O	7.683	7.689	(0.430)	123145	0.97500	1.088
	7 Ethoprop	7.890	7.890	(0.442)	309713	3.00000	3.035
	8 Naled	8.097	8.099	(0.453)	69990	3.00000	3.835
*	9 Tributylphosphate	8.155	8.148	(1.000)	212365	2.00000	
	10 Sulfotepp	8.477	8.481	(0.474)	411827	3.00000	2.814
	11 Phorate	8.568	8.574	(0.479)	298985	3.00000	2.909
	12 Dimethoate	8.710	8.710	(0.487)	325827	3.00000	2.917
	13 Demeton-S	8.883	8.884	(0.497)	190553	2.04000	1.987
	14 Simazine	8.973	8.974	(0.502)	124267	3.00000	3.098
	15 Atrazine	9.140	9.142	(0.511)	135154	3.00000	2.794
	16 propazine	9.283	9.285	(0.520)	124018	3.00000	2.729
	17 Disulfoton	9.908	9.915	(0.554)	162800	3.00000	2.514
	18 Diazinon	9.938	9.944	(0.556)	344420	3.00000	2.927
	19 Methyl Parathion	10.762	10.767	(0.602)	208799	3.00000	2.761
	20 Ronnel	11.285	11.289	(0.632)	199634	3.00000	2.708
	21 Malathion	11.847	11.850	(0.663)	193483	3.00000	2.822
	22 Fenthion	11.982	11.987	(0.670)	192880	3.00000	2.745
	23 Parathion	12.072	12.075	(0.676)	187568	3.00000	2.507
	24 Chlorpyrifos	12.115	12.120	(0.678)	302537	3.00000	3.086
	25 Trichloronate	12.542	12.550	(0.702)	237258	3.00000	2.758
	26 Anilazine	12.892	12.890	(0.721)	2081	3.00000	2.573
	27 Merphos-A (Merphos)	13.245	13.252	(0.741)	196656	3.00000	2.726
	28 Tetrachlorvinphos (Stirophos)	13.877	13.882	(0.777)	135455	3.00000	2.784
	29 Tokuthion	14.503	14.510	(0.812)	230857	3.00000	2.898
	30 Merphos-B (Merphos Oxone)	14.705	14.710	(0.823)	62338	3.00000	3.393
	31 Carbophenothion-methyl	15.300	15.309	(0.856)	158506	3.00000	2.804
	32 Fensulfothion	15.430	15.440	(0.863)	184285	3.00000	2.894
	33 Bolstar / Famphur	16.097	16.099	(0.901)	414277	6.00000	6.027

		Compounds	RT	EXP RT	REL RT	RESPONSE	AMOUNTS CAL-AMT (ug/mL)	AMOUNTS ON-COL (ug/mL)
	34	Carbophenothion	16.235	16.239	(0.909)	229644	3.00000	2.888
$	35	Triphenyl phosphate	16.745	16.748	(0.937)	169136	3.00000	2.897(A)
	36	Phosmet	17.002	17.007	(0.951)	178986	3.00000	3.088
	37	EPN	17.182	17.184	(0.961)	207238	3.00000	2.965
	38	Azinphos-methyl	17.515	17.524	(0.980)	166455	3.00000	3.599
*	39	TOCP	17.870	17.874	(1.000)	112010	2.00000	
	40	Azinphos-ethyl	17.958	17.965	(1.005)	234720	3.00000	3.336
	41	Coumaphos	18.402	18.410	(1.030)	133426	3.00000	2.738
S	42	Merphos				258994	3.00000	2.865
M	43	Total Demeton				313698	3.00000	3.075

QC Flag Legend

A - Target compound detected but, quantitated amount exceeded maximum amount.

TestAmerica

INTERNAL STANDARD COMPOUNDS
AREA AND RT SUMMARY

Instrument ID: GC_D2.i
Lab File ID: 025F2501.D
Lab Smp Id: OPP L5 GSV0635
Analysis Type: SV
Quant Type: ISTD
Operator: MPK/TLW
Method File: \\DenSvr03\Public\chem\GCS\GC_D2.i\0617091.B\8141A-1.m
Misc Info: IS - GSV0633-09

Calibration Date: 17-JUN-2009
Calibration Time: 13:55
Client Smp ID: OPP L5 GSV0635
Level:
Sample Type:

COMPOUND	STANDARD	AREA LIMIT LOWER	AREA LIMIT UPPER	SAMPLE	%DIFF
9 Tributylphosphate	180428	90214	360856	212365	17.70
39 TOCP	105123	52562	210246	112010	6.55

COMPOUND	STANDARD	RT LIMIT LOWER	RT LIMIT UPPER	SAMPLE	%DIFF
9 Tributylphosphate	8.17	7.67	8.67	8.16	-0.22
39 TOCP	17.88	17.38	18.38	17.87	-0.03

AREA UPPER LIMIT = +100% of internal standard area.
AREA LOWER LIMIT = - 50% of internal standard area.
RT UPPER LIMIT = + 0.50 minutes of internal standard RT.
RT LOWER LIMIT = - 0.50 minutes of internal standard RT.



Data File: \\DenSvr03\Public\chem\GCS\GC_D2.i\0617091.B\025F2501.D
Date : 18-JUN-2009 16:16
Client ID: OPP L5 GSV0635
Sample Info: OPP L5 GSV0635
Column phase: RTx-1MS
Instrument: GC_D2.i
Operator: MPK/TLW
Column diameter: 0.32

Data File: \\DenSvr03\Public\chem\GCS\GC_D2.i\0617092.B/025F2501.D
Report Date: 06/19/2009

CONTINUING CALIBRATION COMPOUNDS
PERCENT DRIFT REPORT

Instrument ID: GC_D2.i
Lab File ID: 025F2501.D
Analysis Type: NONE

Injection Date: 18-JUN-2009 16:16
Lab Sample ID: OPP L5 GSV0635
Method File: \\DenSvr03\Public\chem\GCS\GC_D2.

	COMPOUND	EXPECTED CONC.	MEASURED CONC.	%D	MAX %D	
1	o,o,o-TEPT	3.0000	2.6304	12.3	15.0	
2	Dichlorvos	3.0000	2.7874	7.1	15.0	
3	Chlormefos	3.0000	3.0356	1.2	15.0	
4	Mevinphos	3.0000	3.0054	0.2	15.0	
5	Demeton-O	0.9750	0.9438	3.2	15.0	
6	Thionazin	3.0000	2.7932	6.9	15.0	
7	Ethoprop	3.0000	2.6094	13.0	15.0	
8	Phorate	3.0000	2.9017	3.3	15.0	
10	Naled	3.0000	3.7918	26.4	15.0	<-
146	Sulfotepp	3.0000	2.7232	9.2	15.0	
10	Simazine	3.0000	2.5242	15.9	15.0	<-
12	Diazinon	3.0000	2.6499	11.7	15.0	
150	Atrazine	3.0000	2.6537	11.5	15.0	
13	Propazine	3.0000	2.5117	16.3	15.0	<-
14	Disulfoton	3.0000	2.6712	11.0	15.0	
15	Demeton-S	2.0400	1.9997	2.0	15.0	
16	Dimethoate	3.0000	2.5921	13.6	15.0	
17	Ronnel	3.0000	2.6382	12.1	15.0	
148	Merphos-A (Merphos)	3.0000	2.4668	17.8	999.0	
18	Chlorpyrifos	3.0000	2.7244	9.2	15.0	
19	Fenthion	3.0000	2.5768	14.1	15.0	
20	Trichloronate	3.0000	2.7501	8.3	15.0	
21	Anilazine	3.0000	1.5480	48.4	15.0	<-
23	Methyl Parathion	3.0000	2.8870	3.8	15.0	
24	Malathion	3.0000	2.7711	7.6	15.0	
25	Tokuthion	3.0000	2.6036	13.2	15.0	
26	Parathion	3.0000	2.6361	12.1	15.0	
149	Merphos-B (Merphos Oxone)	3.0000	2.3937	20.2	999.0	
27	Tetrachlorvinphos (stirophos)	3.0000	2.8817	3.9	15.0	
28	Carbophenothion methyl	3.0000	2.8036	6.5	15.0	
28	Bolstar	3.0000	2.6717	10.9	15.0	
30	Carbophenothion	3.0000	2.6658	11.1	15.0	
29	Triphenyl phosphate	3.0000	2.8672	4.4	15.0	
30	Fensulfothion	3.0000	2.7695	7.7	15.0	
35	Phosmet / EPN	6.0000	5.8497	2.5	15.0	
33	Famphur	3.0000	3.1671	5.6	15.0	
34	Azinphos-methyl	3.0000	3.5154	17.2	15.0	<-
35	Azinphos-ethyl	3.0000	2.8237	5.9	15.0	
36	Coumaphos	3.0000	2.9820	0.6	15.0	

r03\Public\chem\GCS\GC_D2.i\0617092.B/025F2501.D
Report Date: 06/19/2009

CONTINUING CALIBRATION COMPOUNDS
PERCENT DRIFT REPORT

Instrument ID: GC_D2.i
Lab File ID: 025F2501.D
Analysis Type: NONE

Injection Date: 18-JUN-2009 16:16
Lab Sample ID: OPP L5 GSV0635
Method File: \\DenSvr03\Public\chem\GCS\GC_D2.

COMPOUND	EXPECTED CONC.	MEASURED CONC.	%D	MAX %D
22 Merphos	3.0000	2.8230	5.9	15.0
40 Total Demeton	3.0000	2.9436	1.9	15.0

Average %D = 10.1

TestAmerica

Data file : \\DenSvr03\Public\chem\GCS\GC_D2.i\0617092.B\025F2501.D
Lab Smp Id: OPP L5 GSV0635 Client Smp ID: OPP L5 GSV0635
Inj Date : 18-JUN-2009 16:16
Operator : MPK/TLW Inst ID: GC_D2.i
Smp Info : OPP L5 GSV0635
Misc Info :
Comment :
Method : \\DenSvr03\Public\chem\GCS\GC_D2.i\0617092.B\8141A-2.m
Meth Date : 19-Jun-2009 11:43 GC_D2.i Quant Type: ISTD
Cal Date : 01-JUN-2009 18:27 Cal File: 009F0901.D
Als bottle: 25 Continuing Calibration Sample
Dil Factor: 1.00000
Integrator: Falcon Compound Sublist: 8141A.sub
Target Version: 4.14
Processing Host: DENPC075

	Compounds	RT	EXP RT	REL RT	RESPONSE	AMOUNTS CAL-AMT (ug/mL)	AMOUNTS ON-COL (ug/mL)
	1 o,o,o-TEPT	4.773	4.748	(0.253)	202995	3.00000	2.630
	2 Dichlorvos	6.585	6.576	(0.350)	159691	3.00000	2.787
$	3 Chlormefos	7.422	7.418	(0.394)	179788	3.00000	3.036
	4 Mevinphos	9.277	9.276	(0.492)	104306	3.00000	3.005
	5 Demeton-O	9.777	9.779	(0.519)	35273	0.97500	0.9438
	6 Thionazin	10.027	10.029	(0.532)	158767	3.00000	2.793
	7 Ethoprop	10.543	10.546	(0.560)	107565	3.00000	2.609
	8 Phorate	10.580	10.584	(0.562)	156183	3.00000	2.902
	9 Naled	10.985	10.988	(0.583)	28760	3.00000	3.792
	10 Sulfotepp	11.060	11.064	(0.587)	204124	3.00000	2.723(A)
*	11 Tributylphosphate	11.162	11.164	(1.000)	109594	2.00000	
	12 Simazine	11.453	11.454	(0.608)	29557	3.00000	2.524(A)
	13 Diazinon	11.587	11.591	(0.615)	105618	3.00000	2.650
	14 Atrazine	11.633	11.639	(0.617)	62958	3.00000	2.654(A)
	15 Propazine	11.798	11.803	(0.626)	49432	3.00000	2.512
	16 Disulfoton	12.098	12.103	(0.642)	109968	3.00000	2.671
	17 Demeton-S	12.175	12.179	(0.646)	95345	2.04000	2.000
	18 Dimethoate	13.338	13.343	(0.708)	139040	3.00000	2.592
	19 Ronnel	13.643	13.646	(0.724)	92471	3.00000	2.638
	20 Merphos-A (Merphos)	13.745	13.751	(1.231)	121508	3.00000	2.467(A)
	21 Chlorpyrifos	14.468	14.473	(0.768)	107199	3.00000	2.724
	22 Fenthion	14.722	14.724	(0.781)	79550	3.00000	2.577
	23 Trichloronate	14.767	14.776	(0.784)	156471	3.00000	2.750
	24 Anilazine	15.282	15.284	(0.811)	919	3.00000	1.548
	25 Methyl Parathion	15.570	15.574	(0.826)	103936	3.00000	2.887(A)
	26 Malathion	15.768	15.773	(0.837)	101935	3.00000	2.771
	27 Tokuthion	16.383	16.388	(0.870)	115795	3.00000	2.604
	28 Parathion	16.528	16.533	(0.877)	106660	3.00000	2.636(M)
	29 Merphos-B (Merphos Oxone)	16.552	16.556	(1.483)	41261	3.00000	2.394(AM)
	30 Tetrachlorvinphos (stirophos)	17.008	17.011	(0.903)	59056	3.00000	2.882
	31 Carbophenothion methyl	17.117	17.116	(0.908)	90870	3.00000	2.804
	32 Bolstar	17.472	17.473	(0.927)	101140	3.00000	2.672
	33 Carbophenothion	17.553	17.554	(0.932)	102685	3.00000	2.666(A)

	Compounds	RT	EXP RT	REL RT	RESPONSE	AMOUNTS CAL-AMT (ug/mL)	AMOUNTS ON-COL (ug/mL)
$	34 Triphenyl phosphate	18.308	18.308	(0.972)	77258	3.00000	2.867
	35 Fensulfothion	18.585	18.586	(0.986)	75652	3.00000	2.769
*	36 TOCP	18.842	18.839	(1.000)	49744	2.00000	
	37 Phosmet / EPN	18.937	18.934	(1.005)	165021	6.00000	5.850(A)
	38 Famphur	19.037	19.034	(1.010)	101150	3.00000	3.167
	39 Azinphos-methyl	19.178	19.173	(1.018)	84476	3.00000	3.515
	40 Azinphos-ethyl	19.398	19.394	(1.030)	100247	3.00000	2.824
	41 Coumaphos	20.395	20.388	(1.082)	68420	3.00000	2.982
S	42 Merphos				162769	3.00000	2.823(A)
M	43 Total Demeton				130618	3.00000	2.944

QC Flag Legend

A - Target compound detected but, quantitated amount exceeded maximum amount.
M - Compound response manually integrated.

TestAmerica

INTERNAL STANDARD COMPOUNDS
AREA AND RT SUMMARY

Instrument ID: GC_D2.i
Lab File ID: 025F2501.D
Lab Smp Id: OPP L5 GSV0635
Analysis Type: SV
Quant Type: ISTD
Operator: MPK/TLW
Method File: \\DenSvr03\Public\chem\GCS\GC_D2.i\0617092.B\8141A-2.m
Misc Info:

Calibration Date: 19-JUN-2009
Calibration Time: 04:35
Client Smp ID: OPP L5 GSV0635
Level:
Sample Type:

		AREA LIMIT			
COMPOUND	STANDARD	LOWER	UPPER	SAMPLE	%DIFF
11 Tributylphosphate	98265	49133	196530	109594	11.53
36 TOCP	67191	33596	134382	49744	-25.97

		RT LIMIT			
COMPOUND	STANDARD	LOWER	UPPER	SAMPLE	%DIFF
11 Tributylphosphate	11.16	10.66	11.66	11.16	0.01
36 TOCP	18.84	18.34	19.34	18.84	0.02

AREA UPPER LIMIT = +100% of internal standard area.
AREA LOWER LIMIT = - 50% of internal standard area.
RT UPPER LIMIT = + 0.50 minutes of internal standard RT.
RT LOWER LIMIT = - 0.50 minutes of internal standard RT.

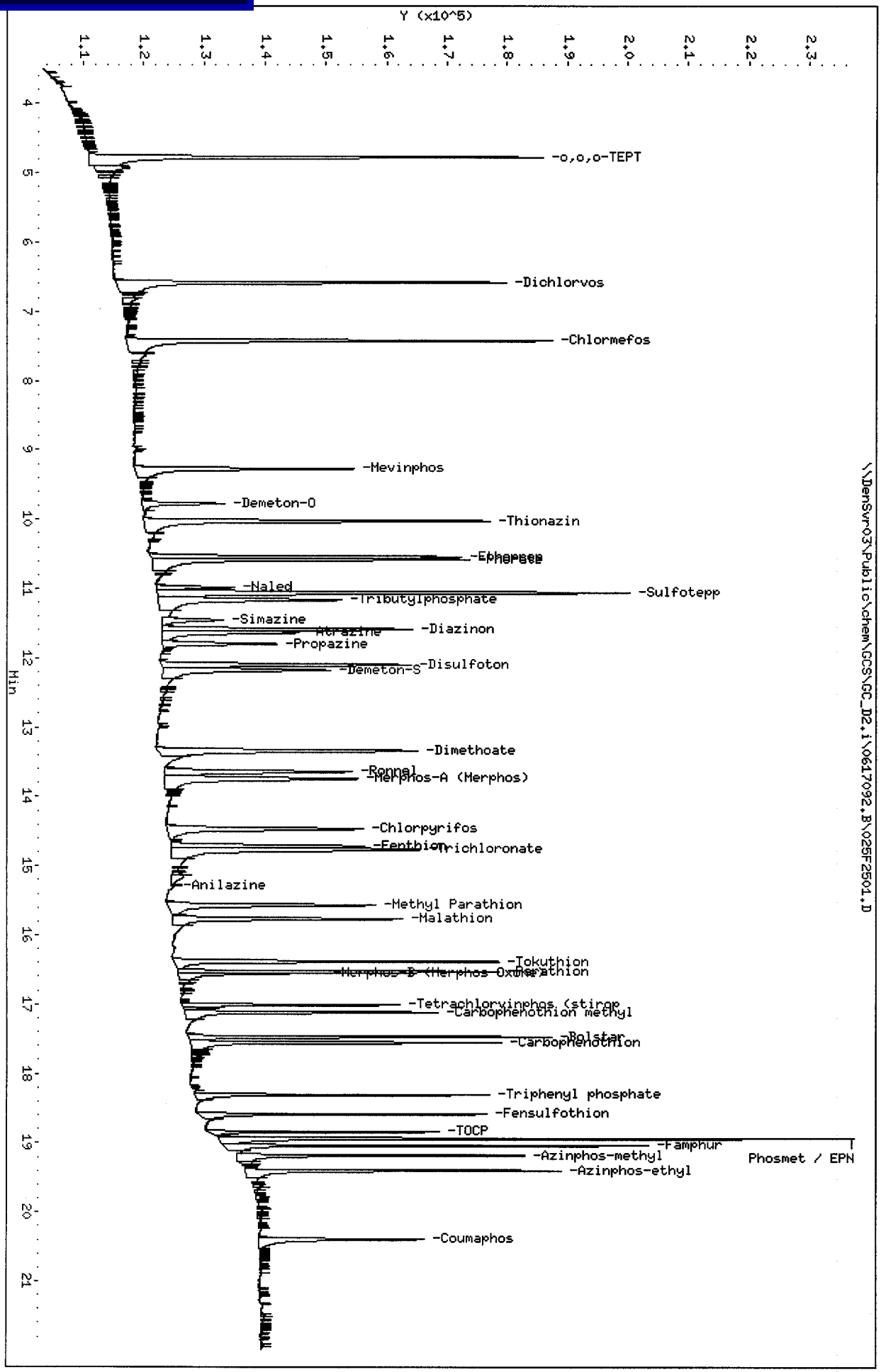

Data File: \\DenSvr03\Public\chem\GCS\GC_D2.i\0617092.B\025F2501.D
Date : 18-JUN-2009 16:16
Client ID: OPP L5 GSV0635
Sample Info: OPP L5 GSV0635
Column phase: RTx-OPPest

Instrument: GC_D2.i
Operator: MPK/TLW
Column diameter: 0.32

Data File Name: 025F2501.D
Inj. Date and Time: 18-JUN-2009 16:16
Instrument ID: GC_D2.i
Client ID: OPP L5 GSV0635
Compound Name: Parathion
CAS #:

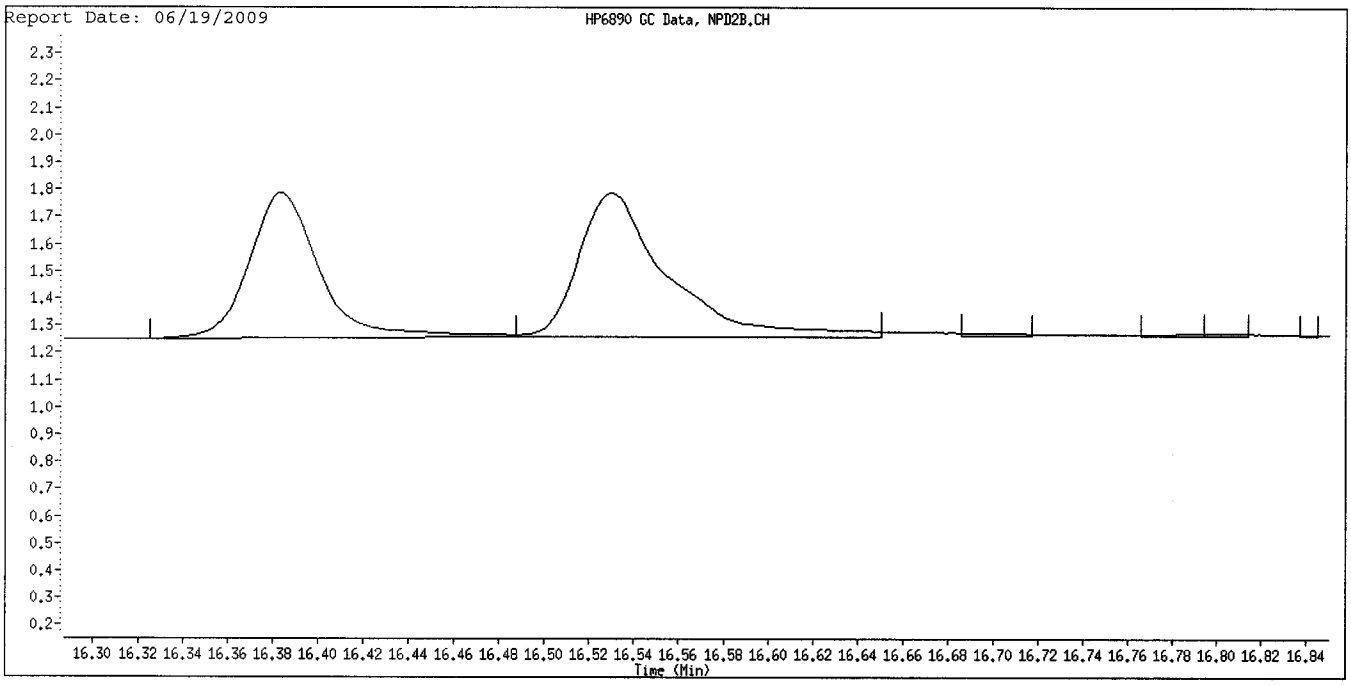

Original Integration

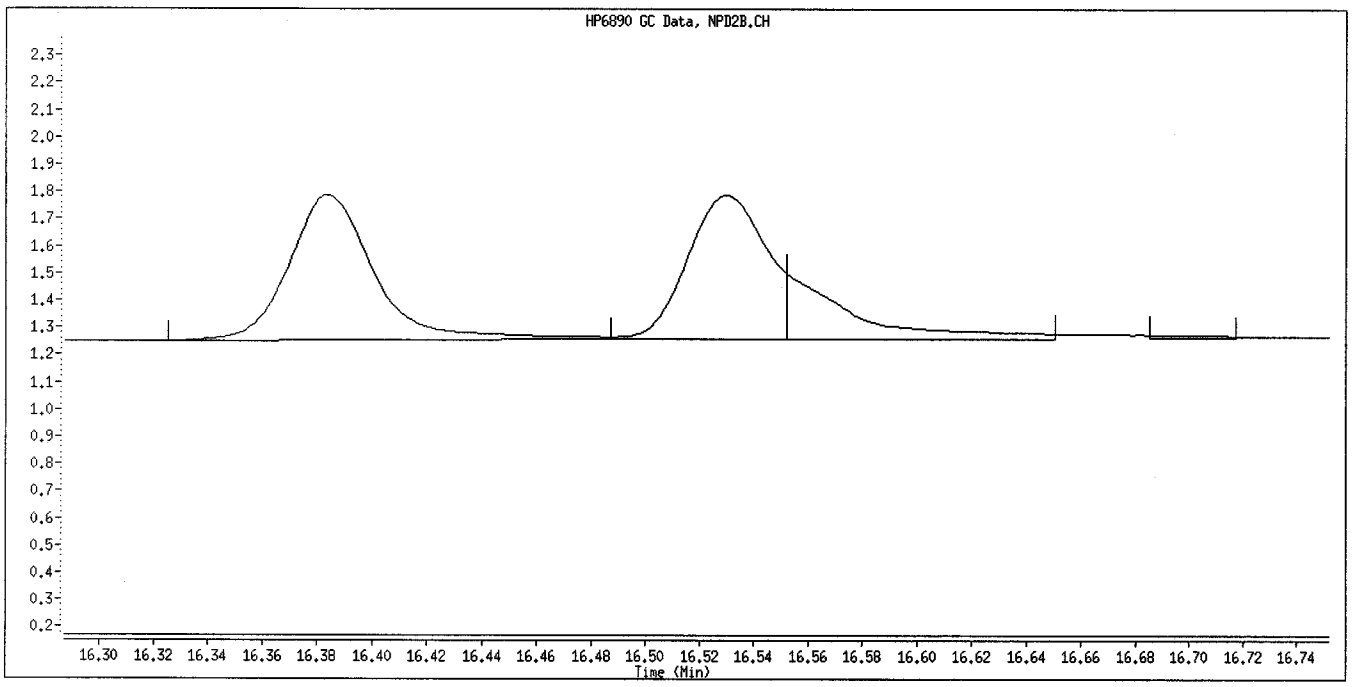

Manual Integration

Manually Integrated By: williamst
Manual Integration Reason: Baseline Event

6-20-09

Inj. Date and Time: 18-JUN-2009 16:16
Instrument ID: GC_D2.i
Client ID: OPP L5 GSV0635
Compound Name: Merphos-B (Merphos Oxone)
CAS #:
Report Date: 06/19/2009

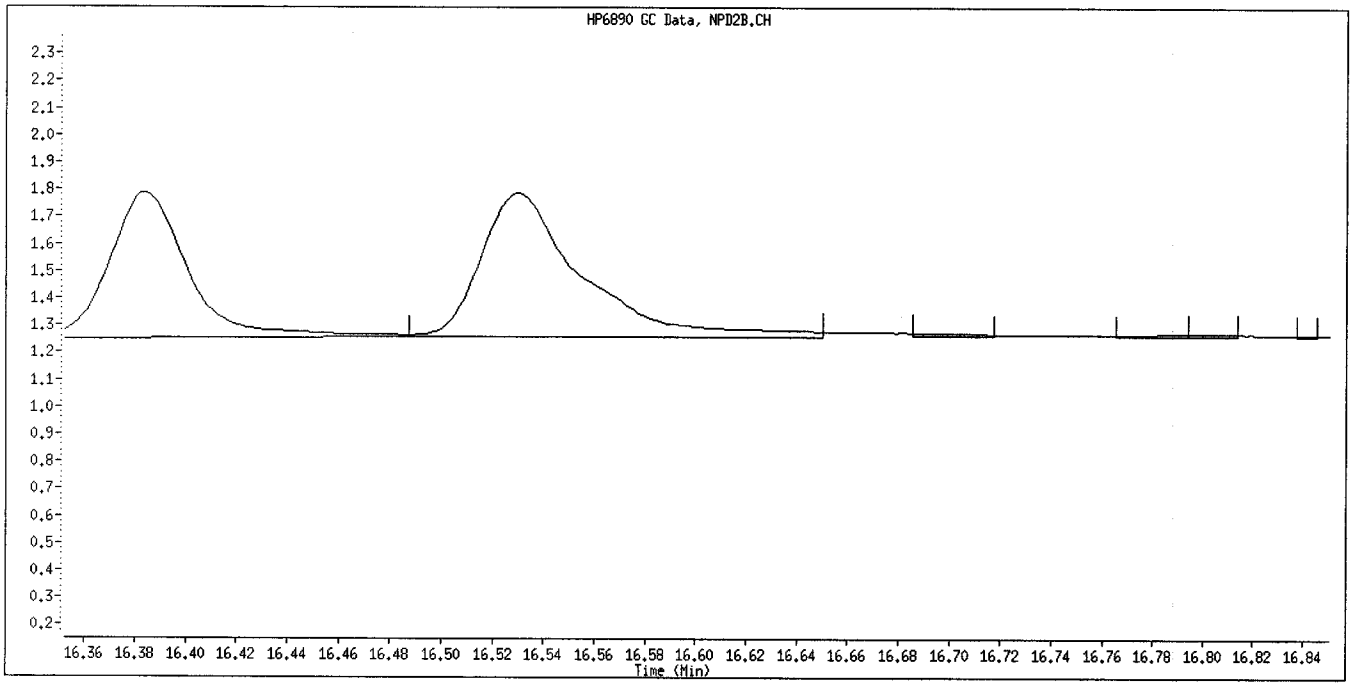

Original Integration

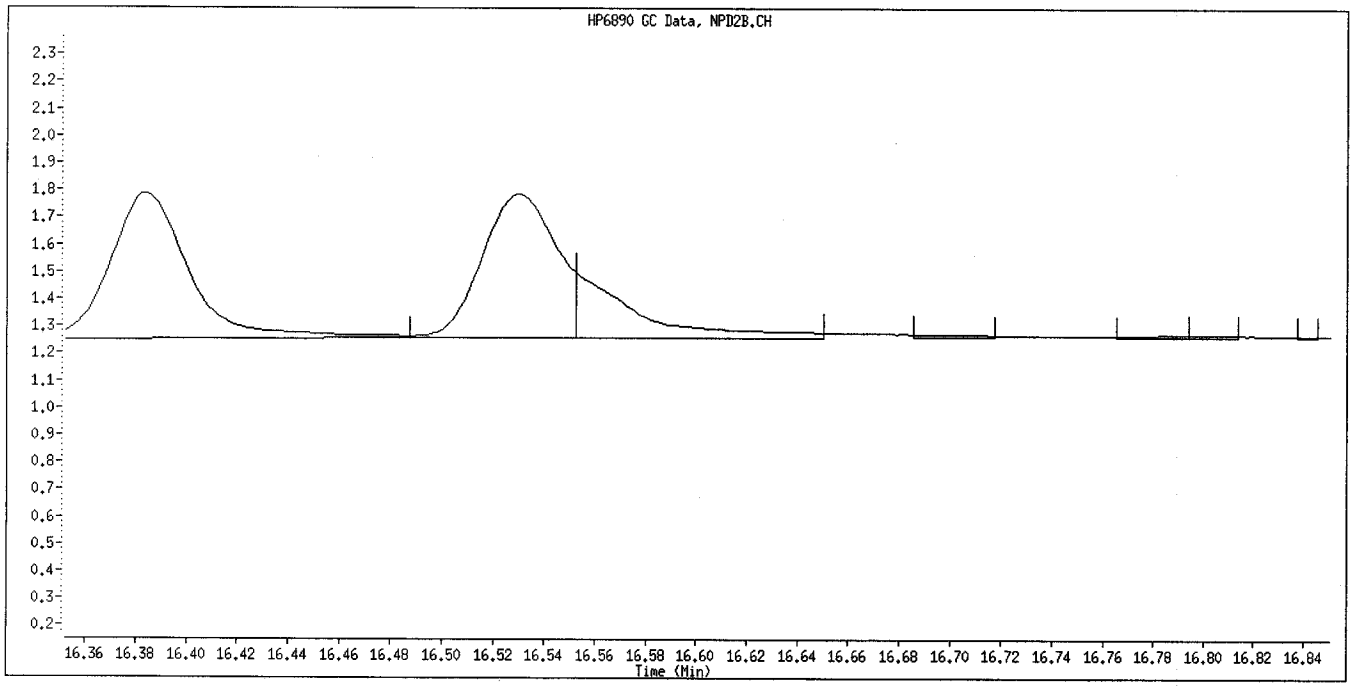

Manual Integration

Manually Integrated By: williamst
Manual Integration Reason: Baseline Event

GC SEMIVOLATILE SAMPLE DATA

TestAmerica

THE LEADER IN ENVIRONMENTAL TESTING

TestAmerica

Data file : \\DenSvr03\Public\chem\GCS\GC_D2.i\0617091.B\009F0901.D
Lab Smp Id: LEPRX1AA Client Smp ID: BLANK
Inj Date : 17-JUN-2009 16:39
Operator : MPK/TLW Inst ID: GC_D2.i
Smp Info : LEPRX1AA,MB
Misc Info : IS - GSV0633-09
Comment :
Method : \\DenSvr03\Public\chem\GCS\GC_D2.i\0617091.B\8141A-1.m
Meth Date : 18-Jun-2009 16:51 williamst Quant Type: ISTD
Cal Date : 01-JUN-2009 18:27 Cal File: 009F0901.D
Als bottle: 9 QC Sample: BLANK
Dil Factor: 1.00000
Integrator: Falcon Compound Sublist: 8141A.sub
Target Version: 4.14
Processing Host: DENPC075

Concentration Formula: Amt * DF * Vf / Vs * CpndVariable

Name	Value	Description
DF	1.000	Dilution Factor
Vf	2000.000	Final Extract Volume (uL)
Vs	1000.000	Volume of Sample extracted (mL)
Cpnd Variable		Local Compound Variable

	Compounds	RT	EXP RT	REL RT	RESPONSE	CONCENTRATIONS ON-COLUMN (ug/mL)	CONCENTRATIONS FINAL (ug/L)
1	o,o,o-TEPT	Compound Not Detected.					
2	Dichlorvos	Compound Not Detected.					
3	Mevinphos	Compound Not Detected.					
$ 4	Chlormefos	5.872	5.875	(0.329)	3717	0.09420	0.1884(R)
5	Thionazin	7.559	7.547	(0.423)	375	0.07688	0.1538
6	Demeton-O	Compound Not Detected.					
7	Ethoprop	Compound Not Detected.					
8	Naled	Compound Not Detected.					
* 9	Tributylphosphate	8.174	8.148	(1.000)	144138	2.00000	
10	Sulfotepp	Compound Not Detected.					
11	Phorate	8.580	8.574	(0.480)	618	0.06012	0.1202
12	Dimethoate	8.705	8.710	(0.487)	736	0.39633	0.7926 NC
13	Demeton-S	Compound Not Detected.					
14	Simazine	Compound Not Detected.					
15	Atrazine	Compound Not Detected.					
16	propazine	Compound Not Detected.					
17	Disulfoton	Compound Not Detected.					
18	Diazinon	Compound Not Detected.					
19	Methyl Parathion	Compound Not Detected.					
20	Ronnel	Compound Not Detected.					
21	Malathion	Compound Not Detected.					
22	Fenthion	Compound Not Detected.					

	Compounds	RT	EXP RT	REL RT	RESPONSE	CONCENTRATIONS ON-COLUMN (ug/mL)	CONCENTRATIONS FINAL (ug/L)
	23 Parathion	Compound Not Detected.					
	24 Chlorpyrifos	Compound Not Detected.					
	25 Trichloronate	Compound Not Detected.					
	26 Anilazine	Compound Not Detected.					
	27 Merphos-A (Merphos)	Compound Not Detected.					
	28 Tetrachlorvinphos (Stirophos)	Compound Not Detected.					
	29 Tokuthion	Compound Not Detected.					
	30 Merphos-B (Merphos Oxone)	Compound Not Detected.					
	31 Carbophenothion-methyl	Compound Not Detected.					
	32 Fensulfothion	Compound Not Detected.					
	33 Bolstar / Famphur	Compound Not Detected.					
	34 Carbophenothion	Compound Not Detected.					
$	35 Triphenyl phosphate	16.759	16.748	(0.938)	26510	0.45263	0.9052(R)
	36 Phosmet	17.014	17.007	(0.952)	436	0.16924	0.3385
	37 EPN	Compound Not Detected.					
	38 Azinphos-methyl	Compound Not Detected.					
*	39 TOCP	17.874	17.874	(1.000)	116734	2.00000	
	40 Azinphos-ethyl	Compound Not Detected.					
	41 Coumaphos	Compound Not Detected.					
S	42 Merphos	Compound Not Detected.					
M	43 Total Demeton	Compound Not Detected.					

QC Flag Legend

R - Spike/Surrogate failed recovery limits.

TestAmerica

INTERNAL STANDARD COMPOUNDS
AREA AND RT SUMMARY

Instrument ID: GC_D2.i
Lab File ID: 009F0901.D
Lab Smp Id: LEPRX1AA
Analysis Type: SV
Quant Type: ISTD
Operator: MPK/TLW
Method File: \\DenSvr03\Public\chem\GCS\GC_D2.i\0617091.B\8141A-1.m
Misc Info: IS - GSV0633-09

Calibration Date: 18-JUN-2009
Calibration Time: 16:16
Client Smp ID: BLANK
Level: LOW
Sample Type: WATER

		AREA LIMIT			
COMPOUND	STANDARD	LOWER	UPPER	SAMPLE	%DIFF
9 Tributylphosphate	212365	106183	424730	144138	-32.13
39 TOCP	112010	56005	224020	116734	4.22

		RT LIMIT			
COMPOUND	STANDARD	LOWER	UPPER	SAMPLE	%DIFF
9 Tributylphosphate	8.16	7.66	8.66	8.17	0.23
39 TOCP	17.87	17.37	18.37	17.87	0.02

AREA UPPER LIMIT = +100% of internal standard area.
AREA LOWER LIMIT = - 50% of internal standard area.
RT UPPER LIMIT = + 0.50 minutes of internal standard RT.
RT LOWER LIMIT = - 0.50 minutes of internal standard RT.

TestAmerica

RECOVERY REPORT

Client Name: Client SDG: D9F110000
Sample Matrix: LIQUID Fraction: SV
Lab Smp Id: LEPRX1AA Client Smp ID: BLANK
Level: LOW Operator: MPK/TLW
Data Type: GC DATA SampleType: BLANK
SpikeList File: fullDFCwater.spk Quant Type: ISTD
Sublist File: 8141A.sub
Method File: \\DenSvr03\Public\chem\GCS\GC_D2.i\0617091.B\8141A-1.m
Misc Info: IS - GSV0633-09

SURROGATE COMPOUND	CONC ADDED ug/L	CONC RECOVERED ug/L	% RECOVERED	LIMITS
$ 4 Chlormefos	2.000	0.1884	9.42*	48-114
$ 35 Triphenyl phosphat	2.000	0.9052	45.26*	50-150

Data File: \\DenSvr03\Public\chem\GCS\GC_D2.i\0617091.B\009F0901.D

Date : 17-JUN-2009 16:39

Client ID: BLANK

Instrument: GC_D2.i

Sample Info: LEPRX1AA,MB

Operator: MPK/TLW

Column phase: RTx-1MS

Column diameter: 0.32

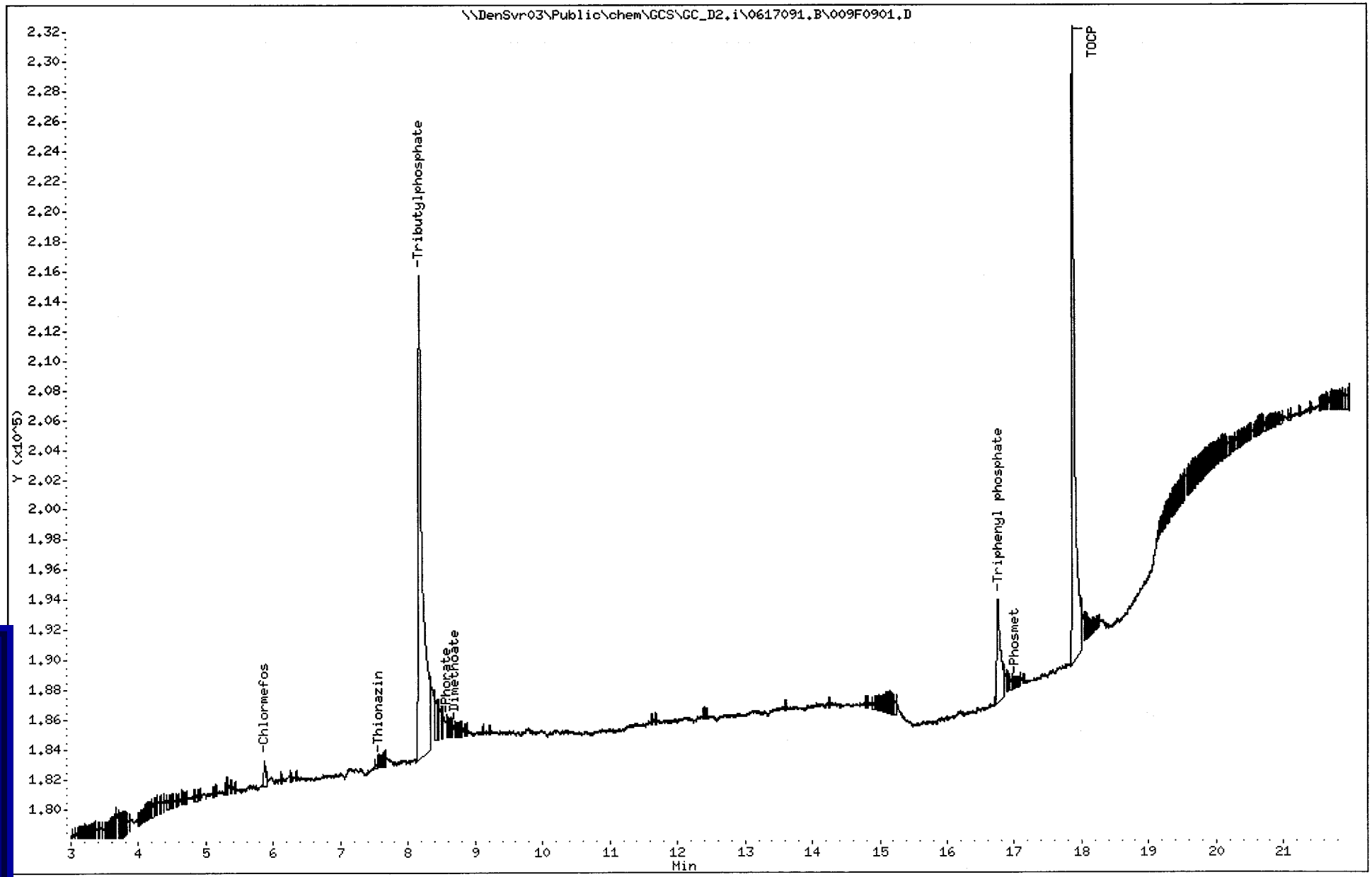

Table of Contents

TestAmerica

Data file : \\DenSvr03\Public\chem\GCS\GC_D2.i\0617092.B\009F0901.D
Lab Smp Id: LEPRX1AA Client Smp ID: BLANK
Inj Date : 17-JUN-2009 16:39
Operator : MPK/TLW Inst ID: GC_D2.i
Smp Info : LEPRX1AA,MB
Misc Info :
Comment :
Method : \\DenSvr03\Public\chem\GCS\GC_D2.i\0617092.B\8141A-2.m
Meth Date : 18-Jun-2009 16:52 williamst Quant Type: ISTD
Cal Date : 01-JUN-2009 18:27 Cal File: 009F0901.D
Als bottle: 9 QC Sample: BLANK
Dil Factor: 1.00000
Integrator: Falcon Compound Sublist: 8141A.sub
Target Version: 4.14
Processing Host: DENPC075

Concentration Formula: Amt * DF * Vf / Vs * CpndVariable

Name	Value	Description
DF	1.000	Dilution Factor
Vf	2000.000	Final Extract Volume (uL)
Vs	1000.000	Volume of Sample Extracted (mL)
Cpnd Variable		Local Compound Variable

	Compounds	RT	EXP RT	REL RT	RESPONSE	CONCENTRATIONS ON-COLUMN (ug/mL)	CONCENTRATIONS FINAL (ug/L)
1	o,o,o-TEPT	Compound Not Detected.					
2	Dichlorvos	Compound Not Detected.					
$ 3	Chlormefos	7.419	7.418	(0.394)	486	0.06113	0.1223(R)
4	Mevinphos	9.282	9.276	(0.493)	168	0.10776	0.2155
5	Demeton-O	9.831	9.779	(0.522)	502	0.03579	0.07159
6	Thionazin	10.022	10.029	(0.532)	102	0.03362	0.06724
7	Ethoprop	10.512	10.546	(0.558)	124	0.06004	0.1201
8	Phorate	Compound Not Detected.					
9	Naled	10.939	10.988	(0.581)	102	0.61037	1.221
10	Sulfotepp	Compound Not Detected.					
* 11	Tributylphosphate	11.171	11.164	(1.000)	69087	2.00000	
12	Simazine	11.427	11.454	(0.606)	639	0.31997	0.6399(A)
13	Diazinon	Compound Not Detected.					
14	Atrazine	Compound Not Detected.					
15	Propazine	Compound Not Detected.					
16	Disulfoton	Compound Not Detected.					
17	Demeton-S	Compound Not Detected.					
18	Dimethoate	13.277	13.343	(0.705)	137	0.13025	0.2605
19	Ronnel	13.681	13.646	(0.726)	140	0.08794	0.1759
20	Merphos-A (Merphos)	Compound Not Detected.					
21	Chlorpyrifos	14.514	14.473	(0.770)	111	0.08460	0.1692
22	Fenthion	Compound Not Detected.					

	Compounds	RT	EXP RT	REL RT	RESPONSE	CONCENTRATIONS ON-COLUMN (ug/mL)	CONCENTRATIONS FINAL (ug/L)
	23 Trichloronate	14.802	14.776	(0.786)	472	0.06966	0.1393
	24 Anilazine	15.307	15.284	(0.812)	248	0.73856	1.477
	25 Methyl Parathion	Compound Not Detected.					
	26 Malathion	Compound Not Detected.					
	27 Tokuthion	Compound Not Detected.					
	28 Parathion	Compound Not Detected.					
	29 Merphos-B (Merphos Oxone)	Compound Not Detected.					
	30 Tetrachlorvinphos (stirophos)	Compound Not Detected.					
	31 Carbophenothion methyl	17.106	17.116	(0.908)	129	0.09921	0.1984
	32 Bolstar	Compound Not Detected.					
	33 Carbophenothion	Compound Not Detected.					
$	34 Triphenyl phosphate	18.312	18.308	(0.972)	14798	0.57170	1.143
	35 Fensulfothion	Compound Not Detected.					
*	36 TOCP	18.842	18.839	(1.000)	49631	2.00000	
	37 Phosmet / EPN	Compound Not Detected.					
	38 Famphur	19.041	19.034	(1.011)	109	0.10707	0.2141
	39 Azinphos-methyl	Compound Not Detected.					
	40 Azinphos-ethyl	Compound Not Detected.					
	41 Coumaphos	20.387	20.388	(1.082)	1033	0.13721	0.2744
S	42 Merphos	Compound Not Detected.					
M	43 Total Demeton	Compound Not Detected.					

QC Flag Legend

A - Target compound detected but, quantitated amount exceeded maximum amount.
R - Spike/Surrogate failed recovery limits.

TestAmerica

INTERNAL STANDARD COMPOUNDS
AREA AND RT SUMMARY

Instrument ID: GC_D2.i
Lab File ID: 009F0901.D
Lab Smp Id: LEPRX1AA
Analysis Type: SV
Quant Type: ISTD
Operator: MPK/TLW
Method File: \\DenSvr03\Public\chem\GCS\GC_D2.i\0617092.B\8141A-2.m
Misc Info:

Calibration Date: 18-JUN-2009
Calibration Time: 16:16
Client Smp ID: BLANK
Level: LOW
Sample Type: WATER

COMPOUND	STANDARD	AREA LIMIT LOWER	AREA LIMIT UPPER	SAMPLE	%DIFF
11 Tributylphosphate	109594	54797	219188	69087	-36.96
36 TOCP	49744	24872	99488	49631	-0.23

COMPOUND	STANDARD	RT LIMIT LOWER	RT LIMIT UPPER	SAMPLE	%DIFF
11 Tributylphosphate	11.16	10.66	11.66	11.17	0.08
36 TOCP	18.84	18.34	19.34	18.84	0.00

AREA UPPER LIMIT = +100% of internal standard area.
AREA LOWER LIMIT = - 50% of internal standard area.
RT UPPER LIMIT = + 0.50 minutes of internal standard RT.
RT LOWER LIMIT = - 0.50 minutes of internal standard RT.

TestAmerica

RECOVERY REPORT

Client Name: Client SDG: D9F110000
Sample Matrix: LIQUID Fraction: SV
Lab Smp Id: LEPRX1AA Client Smp ID: BLANK
Level: LOW Operator: MPK/TLW
Data Type: GC DATA SampleType: BLANK
SpikeList File: fullDFCwater.spk Quant Type: ISTD
Sublist File: 8141A.sub
Method File: \\DenSvr03\Public\chem\GCS\GC_D2.i\0617092.B\8141A-2.m
Misc Info:

SURROGATE COMPOUND	CONC ADDED ug/L	CONC RECOVERED ug/L	% RECOVERED	LIMITS
$ 3 Chlormefos	2.000	0.1223	6.11*	48-114
$ 34 Triphenyl phosphat	2.000	1.143	57.17	50-150

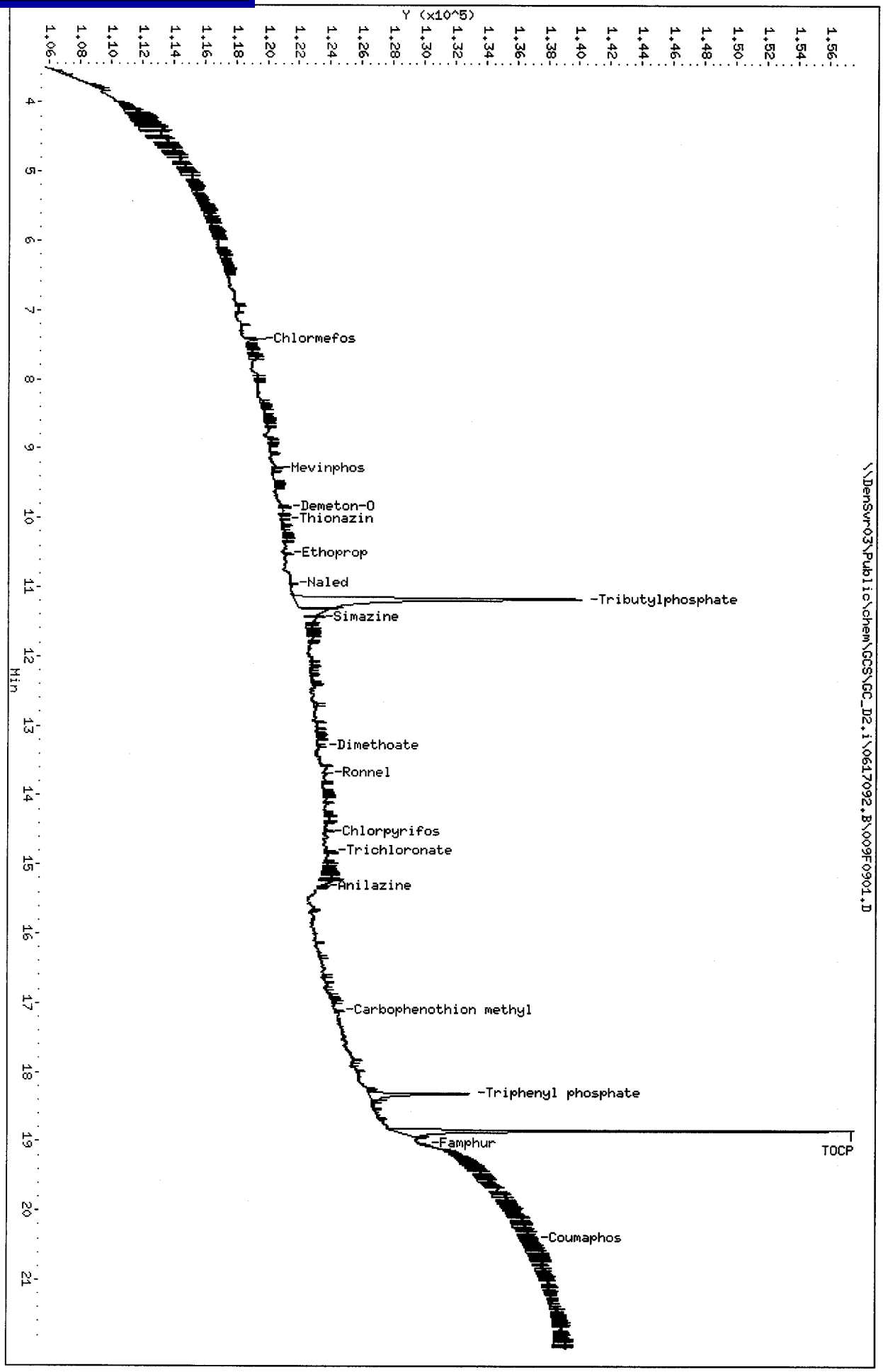

Data File: \\DenSvr03\Public\chem\GCS\GC_D2.i\0617092.B\009F0901.D
Date : 17-JUN-2009 16:39
Client ID: BLANK
Sample Info: LEPRX1AA,MB
Column phase: RTx-OPPest

Instrument: GC_D2.i
Operator: HPK/TLW
Column diameter: 0.32

TestAmerica

Data file : \\DenSvr03\Public\chem\GCS\GC_D2.i\0617091.B\010F1001.D
Lab Smp Id: LEPRX1AC Client Smp ID: LCS
Inj Date : 17-JUN-2009 17:07
Operator : MPK/TLW Inst ID: GC_D2.i
Smp Info : LEPRX1AC,LCS
Misc Info : IS - GSV0633-09
Comment :
Method : \\DenSvr03\Public\chem\GCS\GC_D2.i\0617091.B\8141A-1.m
Meth Date : 19-Jun-2009 11:52 williamst Quant Type: ISTD
Cal Date : 01-JUN-2009 18:27 Cal File: 009F0901.D
Als bottle: 10 QC Sample: LCS
Dil Factor: 1.00000
Integrator: Falcon Compound Sublist: 8141A.sub
Target Version: 4.14
Processing Host: DENPC075

Concentration Formula: Amt * DF * Vf / Vs * CpndVariable

Name	Value	Description
DF	1.000	Dilution Factor
Vf	2000.000	Final Extract Volume (uL)
Vs	1000.000	Volume of Sample extracted (mL)
Cpnd Variable		Local Compound Variable

	Compounds	RT	EXP RT	REL RT	RESPONSE	CONCENTRATIONS ON-COLUMN (ug/mL)	CONCENTRATIONS FINAL (ug/L)
	1 o,o,o-TEPT	3.321	3.329	(0.186)	263264	1.44250	2.885
	2 Dichlorvos	4.123	4.122	(0.231)	138548	1.19795	2.396
	3 Mevinphos	5.786	5.780	(0.324)	55106	1.05287	2.106
$	4 Chlormefos	5.870	5.875	(0.328)	88483	0.70549	1.411
	5 Thionazin	7.545	7.547	(0.422)	150615	1.30655	2.613
	6 Demeton-O	7.685	7.689	(0.430)	150605	1.25494	2.510
	7 Ethoprop	7.893	7.890	(0.442)	166925	1.57788	3.156
	8 Naled	8.098	8.099	(0.453)	25777	1.86679	3.734
*	9 Tributylphosphate	8.158	8.148	(1.000)	183475	2.00000	
	10 Sulfotepp	8.478	8.481	(0.474)	180828	1.17382	2.348 (R)
	11 Phorate	8.570	8.574	(0.480)	135820	1.27716	2.554
	12 Dimethoate	8.720	8.710	(0.488)	97737	1.10552	2.211
	13 Demeton-S	8.880	8.884	(0.497)	4700	0.06877	0.1375 (R)
	14 Simazine	8.978	8.974	(0.502)	40267	1.09749	2.195
	15 Atrazine	9.141	9.142	(0.512)	53363	1.10506	2.210
	16 propazine	9.286	9.285	(0.520)	52985	1.12670	2.253
	17 Disulfoton	9.923	9.915	(0.555)	70023	1.06780	2.136 (M)
	18 Diazinon	9.941	9.944	(0.556)	162328	1.29388	2.588 (M)
	19 Methyl Parathion	10.765	10.767	(0.602)	98320	1.29256	2.585 (R)
	20 Ronnel	11.286	11.289	(0.632)	93266	1.22988	2.460 (R)
	21 Malathion	11.848	11.850	(0.663)	78991	1.11629	2.232 (R)
	22 Fenthion	11.983	11.987	(0.671)	83493	1.16996	2.340

	Compounds	RT	EXP RT	REL RT	RESPONSE	CONCENTRATIONS ON-COLUMN (ug/mL)	CONCENTRATIONS FINAL (ug/L)
	23 Parathion	12.073	12.075	(0.676)	83846	1.19632	2.393
	24 Chlorpyrifos	12.115	12.120	(0.678)	164102	1.52686	3.054
	25 Trichloronate	12.546	12.550	(0.702)	104767	1.18640	2.373 – RPT 2°
	26 Anilazine	12.876	12.890	(0.721)	470	2.29380	4.588
	27 Merphos-A (Merphos)	13.263	13.252	(0.742)	715	0.05369	0.1074
	28 Tetrachlorvinphos (Stirophos)	13.880	13.882	(0.777)	67800	1.38751	2.775
	29 Tokuthion	14.506	14.510	(0.812)	113465	1.35141	2.703
	30 Merphos-B (Merphos Oxone)	14.708	14.710	(0.823)	115699	5.87220	11.74(A)
	31 Carbophenothion-methyl	Compound Not Detected.					
	32 Fensulfothion	15.441	15.440	(0.864)	41721	0.92168	1.843(R)
	33 Bolstar / Famphur	16.096	16.099	(0.901)	201741	2.81755	5.635
	34 Carbophenothion	16.238	16.239	(0.909)	107456	1.29840	2.597
$	35 Triphenyl phosphate	16.746	16.748	(0.937)	41030	0.67815	1.356
	36 Phosmet	17.006	17.007	(0.952)	67915	1.20938	2.419
	37 EPN	17.183	17.184	(0.961)	104579	1.43793	2.876
	38 Azinphos-methyl	17.523	17.524	(0.981)	58545	1.33000	2.660
*	39 TOCP	17.871	17.874	(1.000)	118777	2.00000	
	40 Azinphos-ethyl	Compound Not Detected.					
	41 Coumaphos	18.408	18.410	(1.030)	59689	1.24420	2.488
S	42 Merphos				116414	1.23656	2.473
M	43 Total Demeton				155305	1.32371	2.647

QC Flag Legend

A - Target compound detected but, quantitated amount exceeded maximum amount.
R - Spike/Surrogate failed recovery limits.
M - Compound response manually integrated.

TestAmerica

INTERNAL STANDARD COMPOUNDS
AREA AND RT SUMMARY

Instrument ID: GC_D2.i
Lab File ID: 010F1001.D
Lab Smp Id: LEPRX1AC
Analysis Type: SV
Quant Type: ISTD
Operator: MPK/TLW
Method File: \\DenSvr03\Public\chem\GCS\GC_D2.i\0617091.B\8141A-1.m
Misc Info: IS - GSV0633-09

Calibration Date: 19-JUN-2009
Calibration Time: 10:57
Client Smp ID: LCS
Level: LOW
Sample Type: WATER

COMPOUND	STANDARD	AREA LIMIT LOWER	AREA LIMIT UPPER	SAMPLE	%DIFF
9 Tributylphosphate	169941	84971	339882	183475	7.96
39 TOCP	119259	59630	238518	118777	-0.40

COMPOUND	STANDARD	RT LIMIT LOWER	RT LIMIT UPPER	SAMPLE	%DIFF
9 Tributylphosphate	8.15	7.65	8.65	8.16	0.08
39 TOCP	17.87	17.37	18.37	17.87	0.01

AREA UPPER LIMIT = +100% of internal standard area.
AREA LOWER LIMIT = - 50% of internal standard area.
RT UPPER LIMIT = + 0.50 minutes of internal standard RT.
RT LOWER LIMIT = - 0.50 minutes of internal standard RT.

TestAmerica

RECOVERY REPORT

Client Name:
Sample Matrix: LIQUID
Lab Smp Id: LEPRX1AC
Level: LOW
Data Type: GC DATA
SpikeList File: full1DFCwater.spk
Sublist File: 8141A.sub
Method File: \\DenSvr03\Public\chem\GCS\GC_D2.i\0617091.B\8141A-1.m
Misc Info: IS - GSV0633-09

Client SDG: D9F110000
Fraction: SV
Client Smp ID: LCS
Operator: MPK/TLW
SampleType: LCS
Quant Type: ISTD

	SPIKE COMPOUND	CONC ADDED ug/L	CONC RECOVERED ug/L	% RECOVERED	LIMITS
	1 o,o,o-TEPT	4.000	2.885	72.12	36-119
	2 Dichlorvos	4.000	2.396	59.90	50-120
	3 Mevinphos	4.000	2.106	52.64	35-108
$	4 Chlormefos	2.000	1.411	70.55	48-114
	5 Thionazin	4.000	2.613	65.33	65-116
	6 Demeton-O	2.792	2.510	89.90	36-119
	7 Ethoprop	4.000	3.156	78.89	65-108
	8 Naled	4.000	3.734	93.34	36-119
	10 Sulfotepp	4.000	2.348	58.69*	69-103
	11 Phorate	4.000	2.554	63.86	62-104
	12 Dimethoate	4.000	2.211	55.28	28-115
	13 Demeton-S	1.208	0.1375	11.39*	36-119
	14 Simazine	4.000	2.195	54.87	47-109
	15 Atrazine	4.000	2.210	55.25	36-119
	16 propazine	4.000	2.253	56.34	36-119
	18 Diazinon	4.000	2.588	64.69	36-119
	17 Disulfoton	4.000	2.136	53.39	36-119
	19 Methyl Parathion	4.000	2.585	64.63*	68-119
	20 Ronnel	4.000	2.460	61.49*	62-115
	21 Malathion	4.000	2.232	55.81*	67-115
	22 Fenthion	4.000	2.340	58.50	36-119
	23 Parathion	4.000	2.393	59.82	36-119
	24 Chlorpyrifos	4.000	3.054	76.34	36-119
	25 Trichloronate	4.000	2.373	59.32	36-119
	26 Anilazine	4.000	4.588	114.69	47-115
S	42 Merphos	4.000	2.473	61.83	36-119
	28 Tetrachlorvinphos	4.000	2.775	69.38	36-119
	29 Tokuthion	4.000	2.703	67.57	36-119
	31 Carbophenothion-m	4.000	0.0000	*	36-119
	32 Fensulfothion	4.000	1.843	46.08*	61-115
	33 Bolstar / Famphur	8.000	5.635	70.44	36-119
	34 Carbophenothion	4.000	2.597	64.92	36-119
$	35 Triphenyl phosphat	2.000	1.356	67.81	50-150
	36 Phosmet	4.000	2.419	60.47	36-119
	37 EPN	4.000	2.876	71.90	36-119
	38 Azinphos-methyl	4.000	2.660	66.50	55-115
	40 Azinphos-ethyl	4.000	0.0000	*	36-119
	41 Coumaphos	4.000	2.488	62.21	62-115
M	43 Total Demeton	4.000	2.647	66.19	47-115

TestAmerica

RECOVERY REPORT

Client Name:
Sample Matrix: LIQUID
Lab Smp Id: LEPRX1AC
Level: LOW
Data Type: GC DATA
SpikeList File: fullDFCwater.spk
Sublist File: 8141A.sub
Method File: \\DenSvr03\Public\chem\GCS\GC_D2.i\0617091.B\8141A-1.m
Misc Info: IS - GSV0633-09

Client SDG: D9F110000
Fraction: SV
Client Smp ID: LCS
Operator: MPK/TLW
SampleType: LCS
Quant Type: ISTD

SURROGATE COMPOUND	CONC ADDED ug/L	CONC RECOVERED ug/L	% RECOVERED	LIMITS
$ 4 Chlormefos	2.000	1.411	70.55	48-114
$ 35 Triphenyl phosphat	2.000	1.356	67.81	50-150



Data File: \\DenSvr03\Public\chem\GCS\GC_D2.i\0617091.B\010F1001.D
Date : 17-JUN-2009 17:07
Client ID: LCS
Sample Info: LEPRX1AC,LCS
Column phase: RTx-1MS

Instrument: GC_D2.i
Operator: MPK/TLW
Column diameter: 0.32

Data File Name: 010F1001.D
Inj. Date and Time: 17-JUN-2009 17:07
Instrument ID: GC_D2.i
Client ID: LCS
Compound Name: Disulfoton
CAS #:

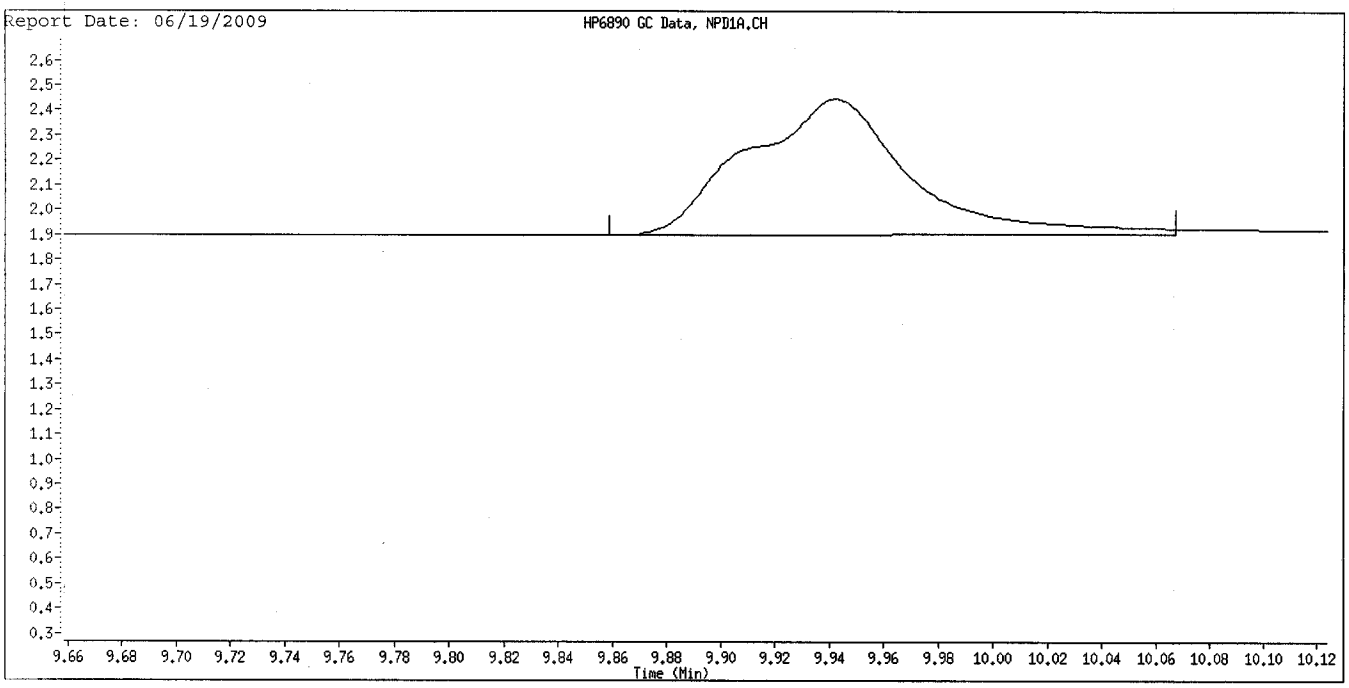

Original Integration

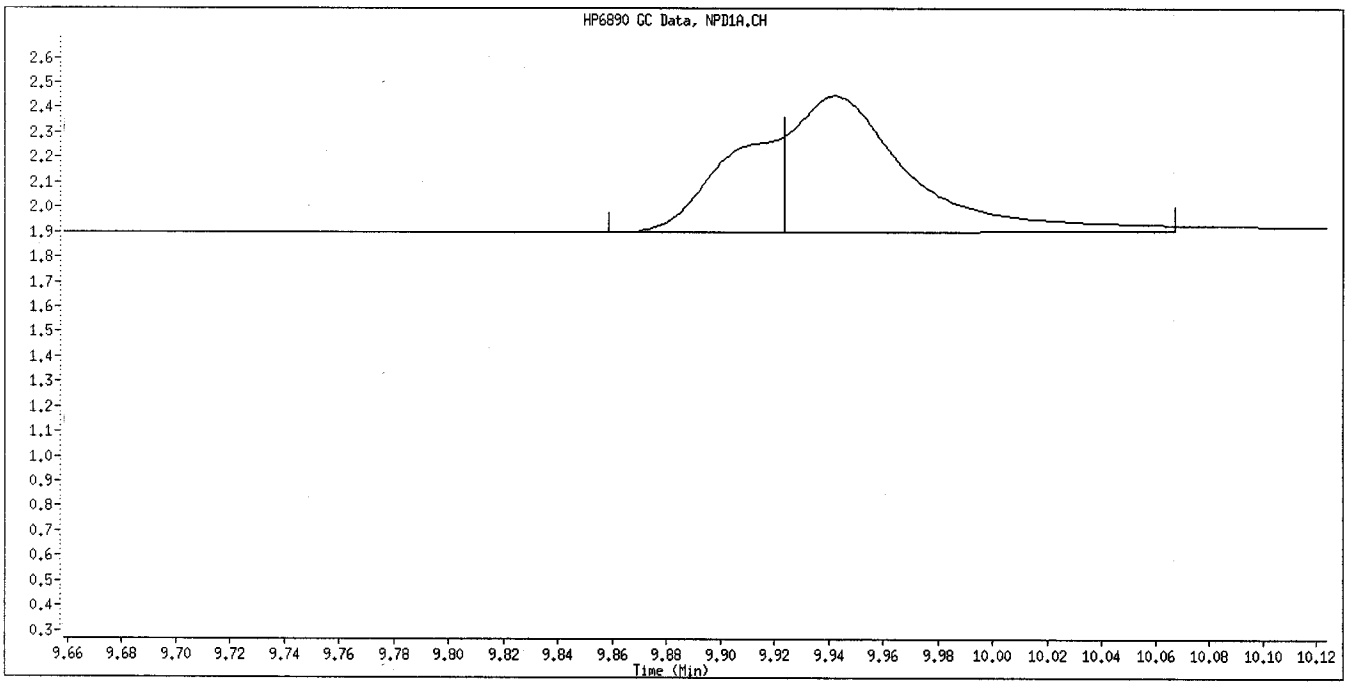

Manual Integration

Manually Integrated By: williamst
Manual Integration Reason: Baseline Event

6-20-09

Inj. Date and Time: 17-JUN-2009 17:07
Instrument ID: GC_D2.i
Client ID: LCS
Compound Name: Diazinon
CAS #: 333-41-5
Report Date: 06/19/2009

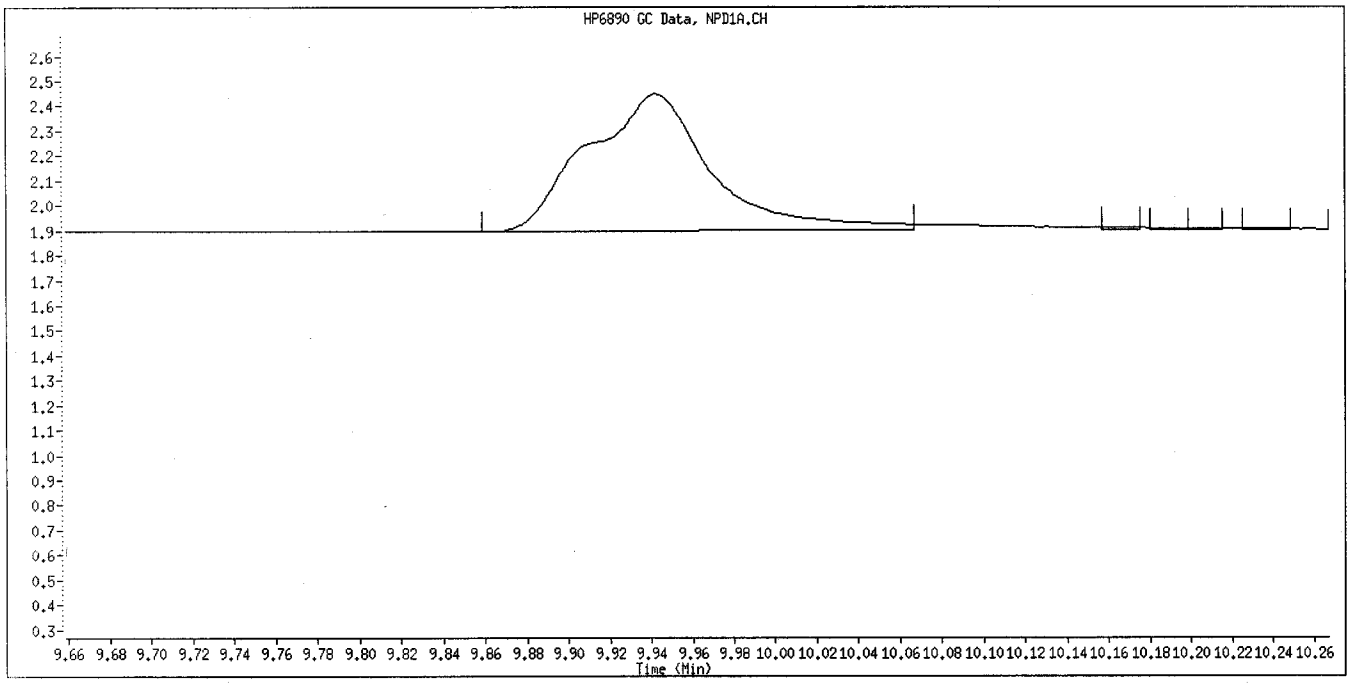

Original Integration

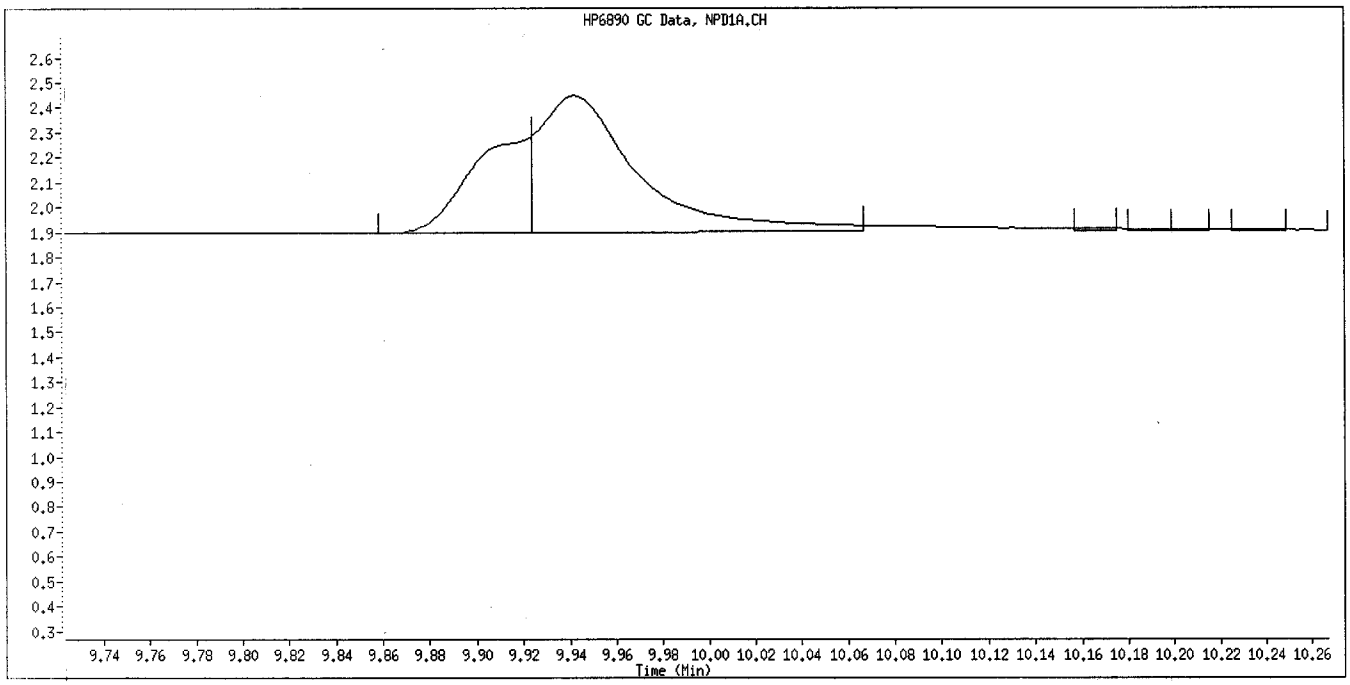

Manual Integration

Manually Integrated By: williamst
Manual Integration Reason: Baseline Event

6-20-09

TestAmerica

Data file : \\DenSvr03\Public\chem\GCS\GC_D2.i\0617092.B\010F1001.D
Lab Smp Id: LEPRX1AC Client Smp ID: LCS
Inj Date : 17-JUN-2009 17:07
Operator : MPK/TLW Inst ID: GC_D2.i
Smp Info : LEPRX1AC,LCS
Misc Info :
Comment :
Method : \\DenSvr03\Public\chem\GCS\GC_D2.i\0617092.B\8141A-2.m
Meth Date : 18-Jun-2009 16:52 williamst Quant Type: ISTD
Cal Date : 01-JUN-2009 18:27 Cal File: 009F0901.D
Als bottle: 10 QC Sample: LCS
Dil Factor: 1.00000
Integrator: Falcon Compound Sublist: 8141A.sub
Target Version: 4.14
Processing Host: DENPC075

Concentration Formula: Amt * DF * Vf / Vs * CpndVariable

Name	Value	Description
DF	1.000	Dilution Factor
Vf	2000.000	Final Extract Volume (uL)
Vs	1000.000	Volume of Sample Extracted (mL)
Cpnd Variable		Local Compound Variable

	Compounds	RT	EXP RT	REL RT	RESPONSE	CONCENTRATIONS ON-COLUMN (ug/mL)	CONCENTRATIONS FINAL (ug/L)
	1 o,o,o-TEPT	4.770	4.748	(0.253)	102720	1.30841	2.617
	2 Dichlorvos	6.583	6.576	(0.349)	64430	1.12427	2.248
$	3 Chlormefos	7.422	7.418	(0.394)	33068	0.59101	1.182
	4 Mevinphos	9.277	9.276	(0.492)	38980	1.16669	2.333
	5 Demeton-O	9.777	9.779	(0.519)	49218	1.28315	2.566
	6 Thionazin	10.028	10.029	(0.532)	77469	1.35314	2.706
	7 Ethoprop	10.547	10.546	(0.560)	50508	1.23236	2.465
	8 Phorate	10.582	10.584	(0.562)	73859	1.34899	2.698
	9 Naled	10.988	10.988	(0.583)	9263	1.74129	3.482
	10 Sulfotepp	11.060	11.064	(0.587)	89680	1.17722	2.354(A)
*	11 Tributylphosphate	11.165	11.164	(1.000)	80849	2.00000	
	12 Simazine	11.458	11.454	(0.608)	18534	1.65662	3.313(A)
	13 Diazinon	11.590	11.591	(0.615)	57609	1.41983	2.840
	14 Atrazine	11.637	11.639	(0.618)	30427	1.25128	2.502(A)
	15 Propazine	11.800	11.803	(0.626)	25170	1.28207	2.564
	16 Disulfoton	12.098	12.103	(0.642)	47708	1.16297	2.326(R)
	17 Demeton-S	12.215	12.179	(0.648)	1142	0.06990	0.1398(R)
	18 Dimethoate	13.343	13.343	(0.708)	52454	1.03948	2.079
	19 Ronnel	13.645	13.646	(0.724)	45140	1.30672	2.613
	20 Merphos-A (Merphos)	13.782	13.751	(1.234)	316	0.00870	0.01739(aA)
	21 Chlorpyrifos	14.468	14.473	(0.768)	47649	1.23373	2.467(R)
	22 Fenthion	14.723	14.724	(0.781)	35380	1.20131	2.403

	Compounds	RT	EXP RT	REL RT	RESPONSE	CONCENTRATIONS ON-COLUMN (ug/mL)	CONCENTRATIONS FINAL (ug/L)
	23 Trichloronate	14.768	14.776	(0.784)	68354	1.21327	2.426
	24 Anilazine	15.228	15.284	(0.808)	375	0.88875	1.777
	25 Methyl Parathion	15.572	15.574	(0.827)	44518	1.26517	2.530
	26 Malathion	15.770	15.773	(0.837)	39370	1.06717	2.134
	27 Tokuthion	16.383	16.388	(0.870)	51946	1.15603	2.312
	28 Parathion	16.532	16.533	(0.877)	46927	1.13735	2.275
	29 Merphos-B (Merphos Oxone)	16.557	16.556	(1.483)	63589	5.32246	10.64(A)
	30 Tetrachlorvinphos (stirophos)	17.008	17.011	(0.903)	31543	1.54362	3.087
	31 Carbophenothion methyl	17.158	17.116	(0.911)	109	0.09854	0.1971(R)
	32 Bolstar	17.472	17.473	(0.927)	52802	1.35049	2.701
	33 Carbophenothion	17.555	17.554	(0.932)	47403	1.21843	2.437(A)
$	34 Triphenyl phosphate	18.307	18.308	(0.972)	17823	0.66901	1.338
	35 Fensulfothion	18.587	18.586	(0.987)	28047	1.04272	2.085
*	36 TOCP	18.840	18.839	(1.000)	50726	2.00000	
	37 Phosmet / EPN	18.935	18.934	(1.005)	72027	2.57597	5.152
	38 Famphur	19.033	19.034	(1.010)	40507	1.30675	2.614
	39 Azinphos-methyl	19.175	19.173	(1.018)	33709	1.37563	2.751
	40 Azinphos-ethyl	Compound Not Detected.					
	41 Coumaphos	20.392	20.388	(1.082)	31346	1.39123	2.782
S	42 Merphos				63905	1.14494	2.290
M	43 Total Demeton				50360	1.35304	2.706

QC Flag Legend

a - Target compound detected but, quantitated amount Below Limit Of Quantitation(BLOQ).
A - Target compound detected but, quantitated amount exceeded maximum amount.
R - Spike/Surrogate failed recovery limits.

TestAmerica

INTERNAL STANDARD COMPOUNDS
AREA AND RT SUMMARY

Instrument ID: GC_D2.i
Lab File ID: 010F1001.D
Lab Smp Id: LEPRX1AC
Analysis Type: SV
Quant Type: ISTD
Operator: MPK/TLW
Method File: \\DenSvr03\Public\chem\GCS\GC_D2.i\0617092.B\8141A-2.m
Misc Info:

Calibration Date: 18-JUN-2009
Calibration Time: 16:16
Client Smp ID: LCS
Level: LOW
Sample Type: WATER

COMPOUND	STANDARD	AREA LIMIT LOWER	AREA LIMIT UPPER	SAMPLE	%DIFF
11 Tributylphosphate	109594	54797	219188	80849	-26.23
36 TOCP	49744	24872	99488	50726	1.97

COMPOUND	STANDARD	RT LIMIT LOWER	RT LIMIT UPPER	SAMPLE	%DIFF
11 Tributylphosphate	11.16	10.66	11.66	11.17	0.03
36 TOCP	18.84	18.34	19.34	18.84	-0.01

AREA UPPER LIMIT = +100% of internal standard area.
AREA LOWER LIMIT = - 50% of internal standard area.
RT UPPER LIMIT = + 0.50 minutes of internal standard RT.
RT LOWER LIMIT = - 0.50 minutes of internal standard RT.

TestAmerica

RECOVERY REPORT

Client Name: Client SDG: D9F110000
Sample Matrix: LIQUID Fraction: SV
Lab Smp Id: LEPRX1AC Client Smp ID: LCS
Level: LOW Operator: MPK/TLW
Data Type: GC DATA SampleType: LCS
SpikeList File: fullDFCwater.spk Quant Type: ISTD
Sublist File: 8141A.sub
Method File: \\DenSvr03\Public\chem\GCS\GC_D2.i\0617092.B\8141A-2.m
Misc Info:

	SPIKE	COMPOUND	CONC ADDED ug/L	CONC RECOVERED ug/L	% RECOVERED	LIMITS
	1	o,o,o-TEPT	4.000	2.617	65.42	36-119
	2	Dichlorvos	4.000	2.248	56.21	50-120
$	3	Chlormefos	2.000	1.182	59.10	58-114
	4	Mevinphos	4.000	2.333	58.33	35-108
	5	Demeton-O	2.800	2.566	91.65	36-119
	6	Thionazin	4.000	2.706	67.66	65-116
	7	Ethoprop	4.000	2.465	61.62	36-119
	8	Phorate	4.000	2.698	67.45	36-119
	9	Naled	4.000	3.482	87.06	36-119
	10	Sulfotepp	4.000	2.354	58.86	36-119
	12	Simazine	4.000	3.313	82.83	36-119
	13	Diazinon	4.000	2.840	70.99	36-119
	14	Atrazine	4.000	2.502	62.56	36-119
	15	Propazine	4.000	2.564	64.10	36-119
	16	Disulfoton	4.000	2.326	58.15*	61-103
	17	Demeton-S	1.200	0.1398	11.65*	36-119
	18	Dimethoate	4.000	2.079	51.97	28-82
	19	Ronnel	4.000	2.613	65.34	62-99
	21	Chlorpyrifos	4.000	2.467	61.69*	66-101
	22	Fenthion	4.000	2.403	60.07	36-119
	23	Trichloronate	4.000	2.426	60.66	36-119
	24	Anilazine	4.000	1.777	44.44	36-119
	25	Methyl Parathion	4.000	2.530	63.26	36-119
	26	Malathion	4.000	2.134	53.36	36-119
	27	Tokuthion	4.000	2.312	57.80	36-119
	28	Parathion	4.000	2.275	56.87	36-119
	30	Tetrachlorvinphos	4.000	3.087	77.18	36-119
	31	Carbophenothion me	4.000	0.1971	4.93*	36-119
	32	Bolstar	4.000	2.701	67.52	36-119
	33	Carbophenothion	4.000	2.437	60.92	36-119
$	34	Triphenyl phosphat	2.000	1.338	66.90	36-119
	35	Fensulfothion	4.000	2.085	52.14	20-105
	37	Phosmet / EPN	8.000	5.152	64.40	36-119
	38	Famphur	4.000	2.614	65.34	61-108
	39	Azinphos-methyl	4.000	2.751	68.78	55-103
	40	Azinphos-ethyl	4.000	0.0000	*	36-119
	41	Coumaphos	4.000	2.782	69.56	36-119
S	42	Merphos	4.000	2.290	57.25	36-119
M	43	Total Demeton	4.000	2.706	67.65	47-100

TestAmerica

RECOVERY REPORT

Client Name: Client SDG: D9F110000
Sample Matrix: LIQUID Fraction: SV
Lab Smp Id: LEPRX1AC Client Smp ID: LCS
Level: LOW Operator: MPK/TLW
Data Type: GC DATA SampleType: LCS
SpikeList File: fullDFCwater.spk Quant Type: ISTD
Sublist File: 8141A.sub
Method File: \\DenSvr03\Public\chem\GCS\GC_D2.i\0617092.B\8141A-2.m
Misc Info:

SURROGATE COMPOUND	CONC ADDED ug/L	CONC RECOVERED ug/L	% RECOVERED	LIMITS
$ 3 Chlormefos	2.000	1.182	59.10	48-114
$ 34 Triphenyl phosphat	2.000	1.338	66.90	50-150

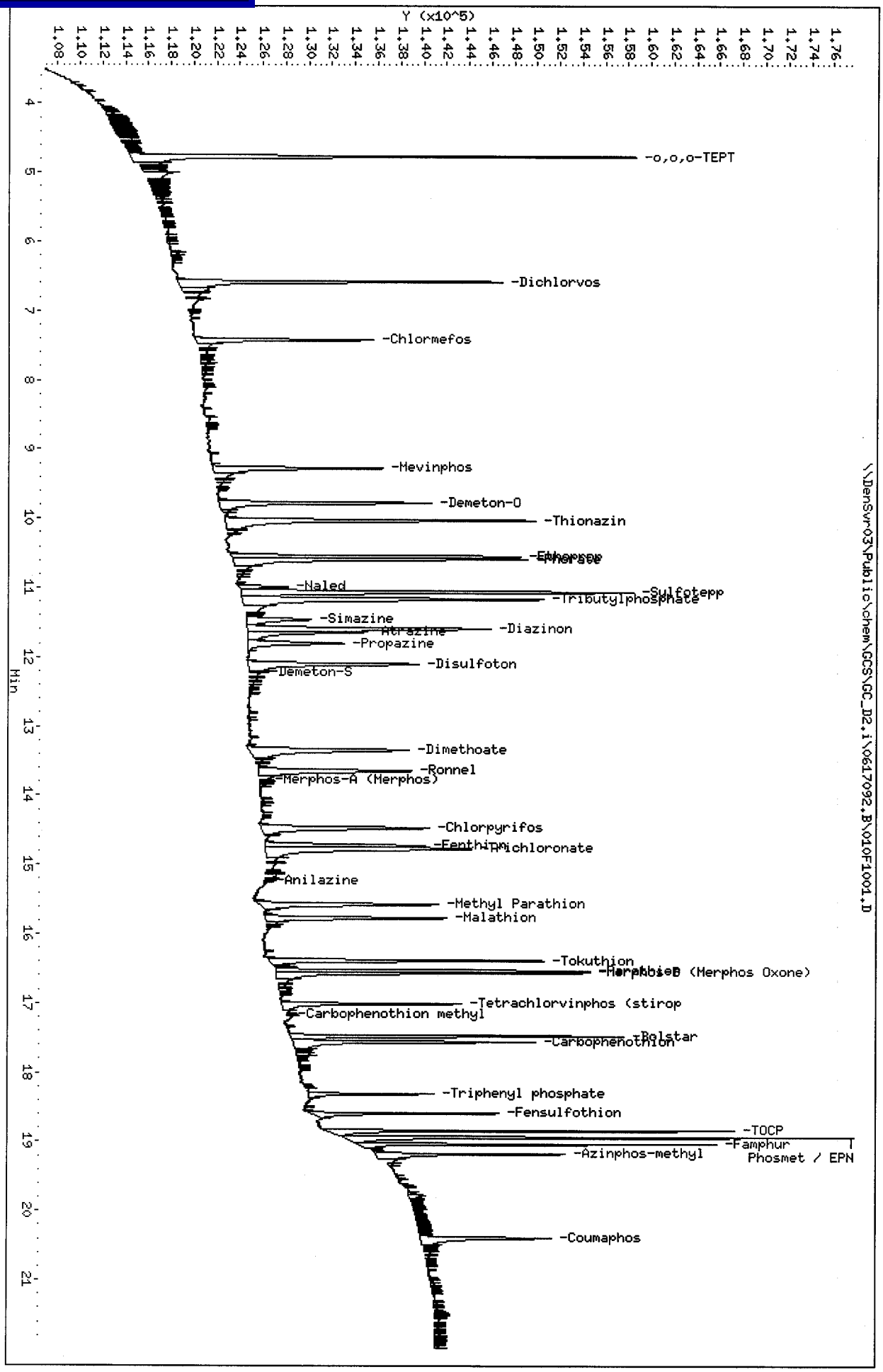
Data File: \\DenSvr03\Public\chem\GCS\GC_D2.i\0617092.B\010F1001.D
Date : 17-JUN-2009 17:07
Client ID: LCS
Sample Info: LEPRX1AC,LCS
Column phase: RTx-OPPest
Instrument: GC_D2.i
Operator: MPK/TLW
Column diameter: 0.32
\\DenSvr03\Public\chem\GCS\GC_D2.i\0617092.B\010F1001.D
Y (x10^5)
Min
-o,o,o-TEPT
-Dichlorvos
-Chlormefos
-Mevinphos
-Demeton-O
-Thionazin
-Naled
-Sulfotepp
-Tributylphosphate
-Simazine
-Diazinon
-Propazine
-Disulfoton
-Demeton-S
-Dimethoate
-Ronnel
-Merphos-A (Merphos)
-Chlorpyrifos
-Fenthion
-Dichloronate
Anilazine
-Methyl Parathion
-Malathion
-Tokuthion
-Merphos-B (Merphos Oxone)
-Tetrachlorvinphos (stirop
Carbophenothion methyl
-Carbophenothion
-Triphenyl phosphate
-Fensulfothion
-TOCP
-Famphur
-Azinphos-methyl
Phosmet / EPN
-Coumaphos

TestAmerica

Data file : \\DenSvr03\Public\chem\GCS\GC_D2.i\0617091.B\011F1101.D
Lab Smp Id: LEPRX1AD Client Smp ID: LCSD
Inj Date : 17-JUN-2009 17:34
Operator : MPK/TLW Inst ID: GC_D2.i
Smp Info : LEPRX1AD,LCSD
Misc Info : IS - GSV0633-09
Comment :
Method : \\DenSvr03\Public\chem\GCS\GC_D2.i\0617091.B\8141A-1.m
Meth Date : 19-Jun-2009 11:52 williamst Quant Type: ISTD
Cal Date : 01-JUN-2009 18:27 Cal File: 009F0901.D
Als bottle: 11 QC Sample: LCSD
Dil Factor: 1.00000
Integrator: Falcon Compound Sublist: 8141A.sub
Target Version: 4.14
Processing Host: DENPC075

Concentration Formula: Amt * DF * Vf / Vs * CpndVariable

Name	Value	Description
DF	1.000	Dilution Factor
Vf	2000.000	Final Extract Volume (uL)
Vs	1000.000	Volume of Sample extracted (mL)
Cpnd Variable		Local Compound Variable

	Compounds	RT	EXP RT	REL RT	RESPONSE	CONCENTRATIONS ON-COLUMN (ug/mL)	CONCENTRATIONS FINAL (ug/L)
	1 o,o,o-TEPT	3.321	3.329	(0.186)	274389	1.56900	3.138
	2 Dichlorvos	4.123	4.122	(0.231)	158220	1.42227	2.844
	3 Mevinphos	5.786	5.780	(0.324)	61644	1.21343	2.427
$	4 Chlormefos	5.871	5.875	(0.329)	93211	0.77071	1.541
	5 Thionazin	7.544	7.547	(0.422)	157837	1.42539	2.851
	6 Demeton-O	7.684	7.689	(0.430)	153198	1.33563	2.671
	7 Ethoprop	7.893	7.890	(0.442)	165146	1.63073	3.261
	8 Naled	8.098	8.099	(0.453)	24329	1.85165	3.703
*	9 Tributylphosphate	8.159	8.148	(1.000)	175268	2.00000	
	10 Sulfotepp	8.478	8.481	(0.474)	190211	1.29036	2.581(R)
	11 Phorate	8.569	8.574	(0.480)	141099	1.38341	2.767
	12 Dimethoate	8.718	8.710	(0.488)	128255	1.37203	2.744
	13 Demeton-S	8.879	8.884	(0.497)	7002	0.09429	0.1886(R)
	14 Simazine	8.978	8.974	(0.502)	46508	1.28092	2.562
	15 Atrazine	9.141	9.142	(0.512)	57236	1.22744	2.455
	16 propazine	9.286	9.285	(0.520)	57685	1.27700	2.554
	17 Disulfoton	9.923	9.915	(0.555)	75665	1.19663	2.393(M)
	18 Diazinon	9.943	9.944	(0.556)	181399	1.51491	3.030(M)
	19 Methyl Parathion	10.764	10.767	(0.602)	101777	1.38991	2.780
	20 Ronnel	11.284	11.289	(0.631)	102822	1.40848	2.817
	21 Malathion	11.848	11.850	(0.663)	86464	1.27131	2.543(R)
	22 Fenthion	11.983	11.987	(0.671)	91884	1.33448	2.669

	Compounds	RT	EXP RT	REL RT	RESPONSE	CONCENTRATIONS ON-COLUMN (ug/mL)	CONCENTRATIONS FINAL (ug/L)
	23 Parathion	12.074	12.075	(0.676)	98598	1.41628	2.832
	24 Chlorpyrifos	12.116	12.120	(0.678)	165872	1.62076	3.242
	25 Trichloronate	12.544	12.550	(0.702)	107313	1.26675	2.534
	26 Anilazine	12.883	12.890	(0.721)	936	2.37574	4.751(R)
	27 Merphos-A (Merphos)	13.214	13.252	(0.739)	301	0.04854	0.09708
	28 Tetrachlorvinphos (Stirophos)	13.881	13.882	(0.777)	72497	1.53574	3.071
	29 Tokuthion	14.506	14.510	(0.812)	119895	1.49242	2.985
	30 Merphos-B (Merphos Oxone)	14.709	14.710	(0.823)	125633	6.65901	13.32(A)
	31 Carbophenothion-methyl	Compound Not Detected.					
	32 Fensulfothion	15.436	15.440	(0.864)	66788	1.28306	2.566
	33 Bolstar / Famphur	16.094	16.099	(0.901)	224049	3.25891	6.518
	34 Carbophenothion	16.238	16.239	(0.909)	113624	1.43180	2.864
$	35 Triphenyl phosphate	16.746	16.748	(0.937)	42977	0.74127	1.482
	36 Phosmet	17.006	17.007	(0.952)	74608	1.36574	2.731
	37 EPN	17.181	17.184	(0.961)	106376	1.52696	3.054
	38 Azinphos-methyl	17.523	17.524	(0.981)	62745	1.46658	2.933
*	39 TOCP	17.871	17.874	(1.000)	113528	2.00000	
	40 Azinphos-ethyl	Compound Not Detected.					
	41 Coumaphos	18.406	18.410	(1.030)	66605	1.42675	2.853
S	42 Merphos				125934	1.39444	2.789
M	43 Total Demeton				160200	1.42992	2.860

QC Flag Legend

A - Target compound detected but, quantitated amount exceeded maximum amount.
R - Spike/Surrogate failed recovery limits.
M - Compound response manually integrated.

TestAmerica

INTERNAL STANDARD COMPOUNDS
AREA AND RT SUMMARY

Instrument ID: GC_D2.i
Lab File ID: 011F1101.D
Lab Smp Id: LEPRX1AD
Analysis Type: SV
Quant Type: ISTD
Operator: MPK/TLW
Method File: \\DenSvr03\Public\chem\GCS\GC_D2.i\0617091.B\8141A-1.m
Misc Info: IS - GSV0633-09

Calibration Date: 19-JUN-2009
Calibration Time: 10:57
Client Smp ID: LCSD
Level: LOW
Sample Type: WATER

		AREA LIMIT			
COMPOUND	STANDARD	LOWER	UPPER	SAMPLE	%DIFF
9 Tributylphosphate	169941	84971	339882	175268	3.13
39 TOCP	119259	59630	238518	113528	-4.81

		RT LIMIT			
COMPOUND	STANDARD	LOWER	UPPER	SAMPLE	%DIFF
9 Tributylphosphate	8.15	7.65	8.65	8.16	0.10
39 TOCP	17.87	17.37	18.37	17.87	0.01

AREA UPPER LIMIT = +100% of internal standard area.
AREA LOWER LIMIT = - 50% of internal standard area.
RT UPPER LIMIT = + 0.50 minutes of internal standard RT.
RT LOWER LIMIT = - 0.50 minutes of internal standard RT.

TestAmerica

RECOVERY REPORT

Client Name:
Sample Matrix: LIQUID
Lab Smp Id: LEPRX1AD
Level: LOW
Data Type: GC DATA
SpikeList File: fullDFCwater.spk
Sublist File: 8141A.sub
Method File: \\DenSvr03\Public\chem\GCS\GC_D2.i\0617091.B\8141A-1.m
Misc Info: IS - GSV0633-09

Client SDG: D9F110000
Fraction: SV
Client Smp ID: LCSD
Operator: MPK/TLW
SampleType: LCSD
Quant Type: ISTD

	SPIKE COMPOUND	CONC ADDED ug/L	CONC RECOVERED ug/L	% RECOVERED	LIMITS
	1 o,o,o-TEPT	4.000	3.138	78.45	36-119
	2 Dichlorvos	4.000	2.844	71.11	50-120
	3 Mevinphos	4.000	2.427	60.67	35-108
$	4 Chlormefos	2.000	1.541	77.07	48-114
	5 Thionazin	4.000	2.851	71.27	65-116
	6 Demeton-O	2.792	2.671	95.68	36-119
	7 Ethoprop	4.000	3.261	81.54	65-108
	8 Naled	4.000	3.703	92.58	36-119
	10 Sulfotepp	4.000	2.581	64.52*	69-103
	11 Phorate	4.000	2.767	69.17	62-104
	12 Dimethoate	4.000	2.744	68.60	28-115
	13 Demeton-S	1.208	0.1886	15.61*	36-119
	14 Simazine	4.000	2.562	64.05	47-109
	15 Atrazine	4.000	2.455	61.37	36-119
	16 propazine	4.000	2.554	63.85	36-119
	18 Diazinon	4.000	3.030	75.75	36-119
	17 Disulfoton	4.000	2.393	59.83	36-119
	19 Methyl Parathion	4.000	2.780	69.50	68-119
	20 Ronnel	4.000	2.817	70.42	62-115
	21 Malathion	4.000	2.543	63.57*	67-115
	22 Fenthion	4.000	2.669	66.72	36-119
	23 Parathion	4.000	2.832	70.81	36-119
	24 Chlorpyrifos	4.000	3.242	81.04	36-119
	25 Trichloronate	4.000	2.534	63.34	36-119
	26 Anilazine	4.000	4.751	118.79*	47-115
S	42 Merphos	4.000	2.789	69.72	36-119
	28 Tetrachlorvinphos	4.000	3.071	76.79	36-119
	29 Tokuthion	4.000	2.985	74.62	36-119
	31 Carbophenothion-m	4.000	0.0000	*	36-119
	32 Fensulfothion	4.000	2.566	64.15	61-115
	33 Bolstar / Famphur	8.000	6.518	81.47	36-119
	34 Carbophenothion	4.000	2.864	71.59	36-119
$	35 Triphenyl phosphat	2.000	1.482	74.13	50-150
	36 Phosmet	4.000	2.731	68.29	36-119
	37 EPN	4.000	3.054	76.35	36-119
	38 Azinphos-methyl	4.000	2.933	73.33	55-115
	40 Azinphos-ethyl	4.000	0.0000	*	36-119
	41 Coumaphos	4.000	2.853	71.34	62-115
M	43 Total Demeton	4.000	2.860	71.50	47-115

TestAmerica

RECOVERY REPORT

Client Name:
Sample Matrix: LIQUID
Lab Smp Id: LEPRX1AD
Level: LOW
Data Type: GC DATA
SpikeList File: fullDFCwater.spk
Sublist File: 8141A.sub
Method File: \\DenSvr03\Public\chem\GCS\GC_D2.i\0617091.B\8141A-1.m
Misc Info: IS - GSV0633-09

Client SDG: D9F110000
Fraction: SV
Client Smp ID: LCSD
Operator: MPK/TLW
SampleType: LCSD
Quant Type: ISTD

SURROGATE COMPOUND	CONC ADDED ug/L	CONC RECOVERED ug/L	% RECOVERED	LIMITS
$ 4 Chlormefos	2.000	1.541	77.07	48-114
$ 35 Triphenyl phosphat	2.000	1.482	74.13	50-150



Data File: \\DenSvr03\Public\chem\GCS\GC_D2.i\0617091.B\011F1101.D
Date : 17-JUN-2009 17:34
Client ID: LCSD
Sample Info: LEPRX1AD,LCSD
Column phase: RTx-1MS
Instrument: GC_D2.i
Operator: MPK/TLW
Column diameter: 0.32

Data File Name: 011F1101.D
Inj. Date and Time: 17-JUN-2009 17:34
Instrument ID: GC_D2.i
Client ID: LCSD
Compound Name: Disulfoton
CAS #:

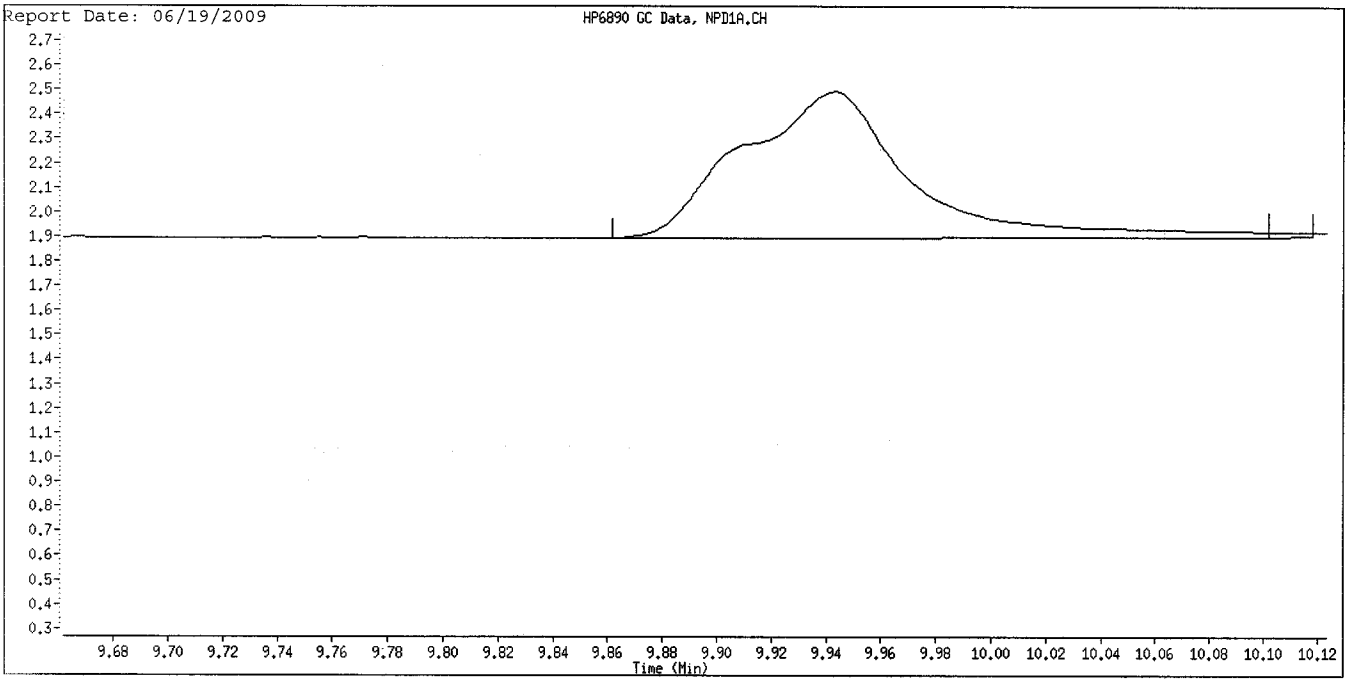

Original Integration

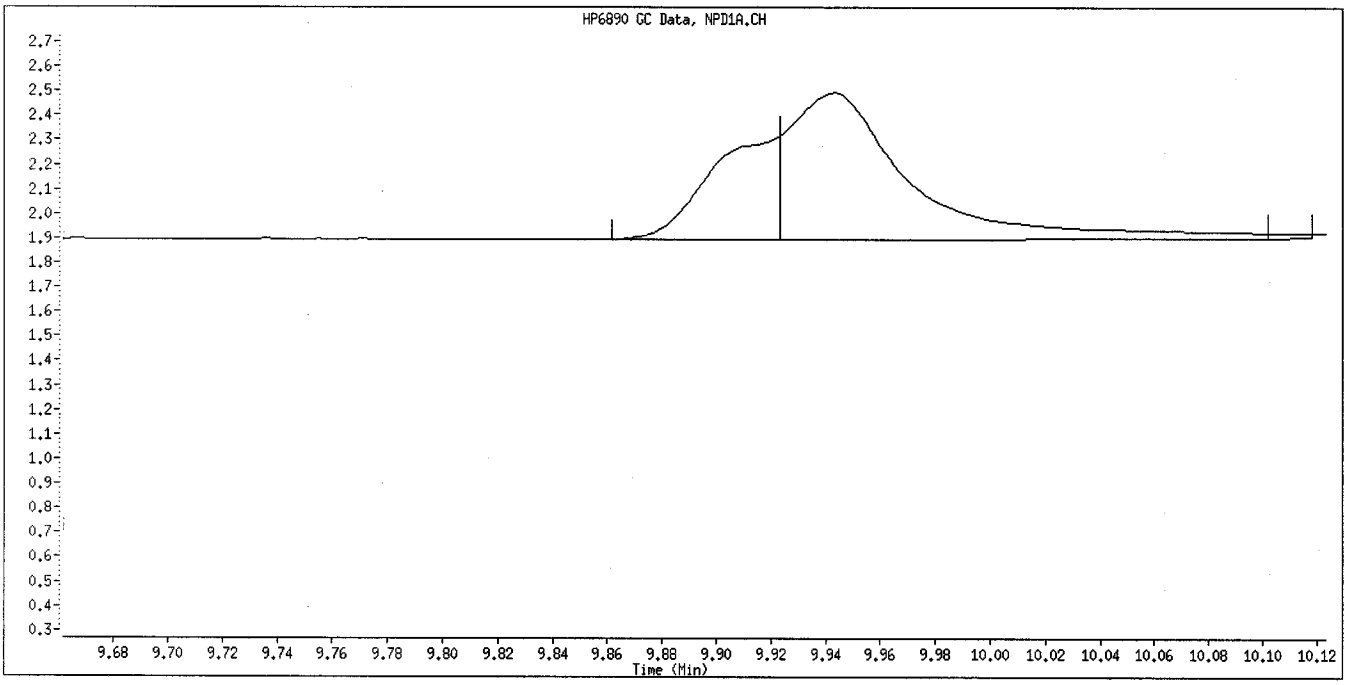

Manual Integration

Manually Integrated By: williamst
Manual Integration Reason: Baseline Event

6-20-09

Inj. Date and Time: 17-JUN-2009 17:34
Instrument ID: GC_D2.i
Client ID: LCSD
Compound Name: Diazinon
CAS #: 333-41-5
Report Date: 06/19/2009

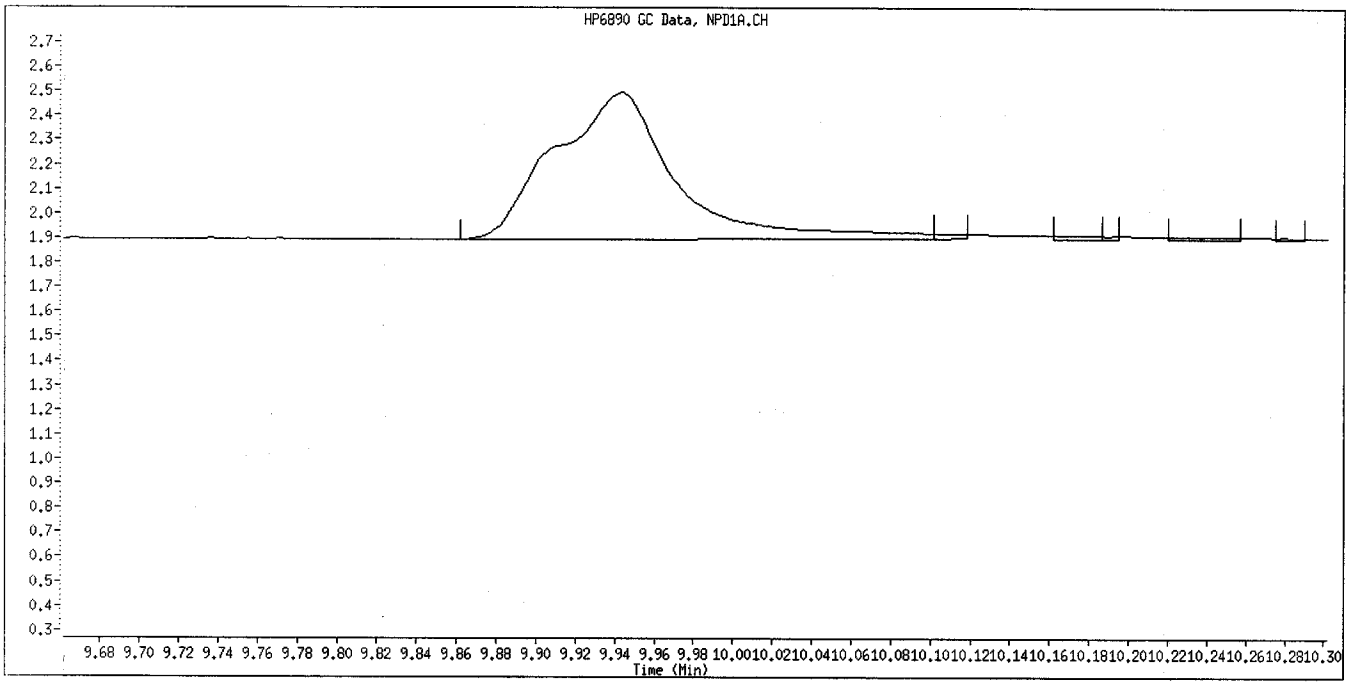

Original Integration

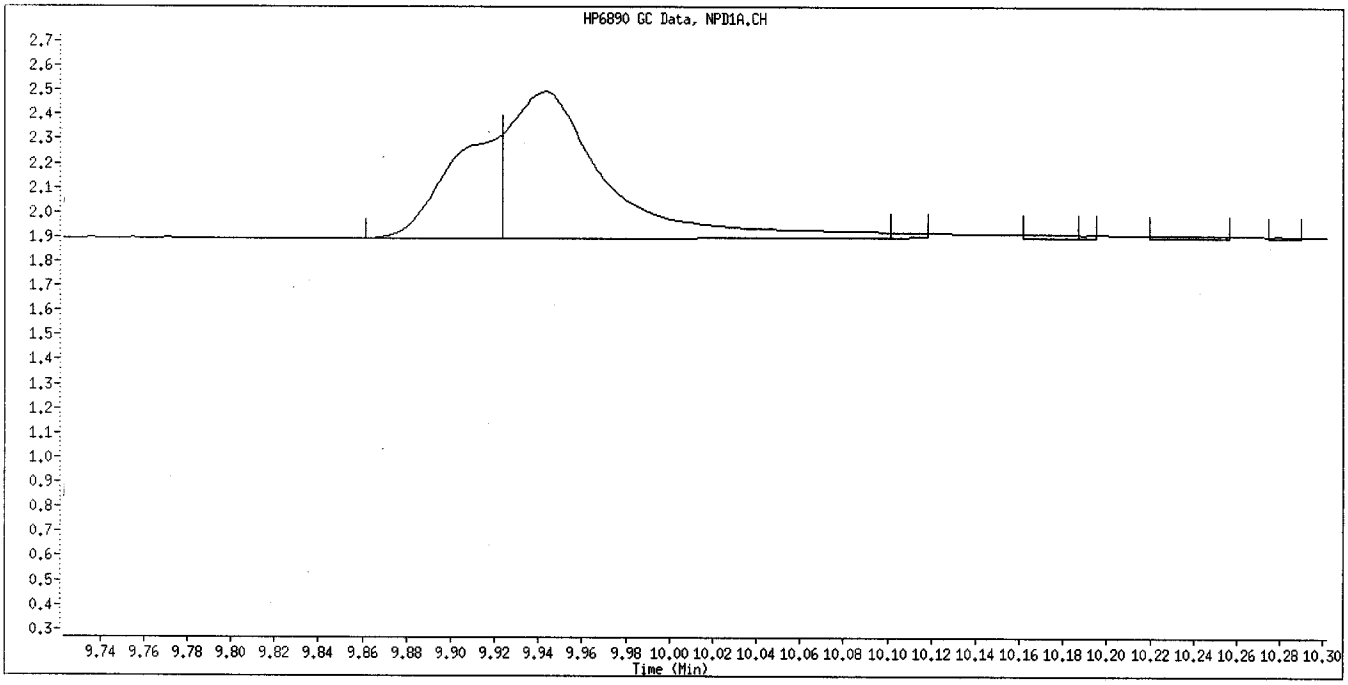

Manual Integration

Manually Integrated By: williamst
Manual Integration Reason: Baseline Event

6-20-09

TestAmerica

Data file : \\DenSvr03\Public\chem\GCS\GC_D2.i\0617092.B\011F1101.D
Lab Smp Id: LEPRX1AD Client Smp ID: LCSD
Inj Date : 17-JUN-2009 17:34
Operator : MPK/TLW Inst ID: GC_D2.i
Smp Info : LEPRX1AD,LCSD
Misc Info :
Comment :
Method : \\DenSvr03\Public\chem\GCS\GC_D2.i\0617092.B\8141A-2.m
Meth Date : 18-Jun-2009 16:52 williamst Quant Type: ISTD
Cal Date : 01-JUN-2009 18:27 Cal File: 009F0901.D
Als bottle: 11 QC Sample: LCSD
Dil Factor: 1.00000
Integrator: Falcon Compound Sublist: 8141A.sub
Target Version: 4.14
Processing Host: DENPC075

Concentration Formula: Amt * DF * Vf / Vs * CpndVariable

Name	Value	Description
DF	1.000	Dilution Factor
Vf	2000.000	Final Extract Volume (uL)
Vs	1000.000	Volume of Sample Extracted (mL)
Cpnd Variable		Local Compound Variable

	Compounds	RT	EXP RT	REL RT	RESPONSE	CONCENTRATIONS ON-COLUMN (ug/mL)	CONCENTRATIONS FINAL (ug/L)
	1 o,o,o-TEPT	4.770	4.748	(0.253)	116049	1.53748	3.075
	2 Dichlorvos	6.585	6.576	(0.350)	73379	1.32616	2.652
$	3 Chlormefos	7.423	7.418	(0.394)	34596	0.63886	1.278
	4 Mevinphos	9.278	9.276	(0.492)	50350	1.53306	3.066
	5 Demeton-O	9.778	9.779	(0.519)	56312	1.52375	3.047
	6 Thionazin	10.030	10.029	(0.532)	83118	1.50740	3.015
	7 Ethoprop	10.546	10.546	(0.560)	53891	1.36231	2.725
	8 Phorate	10.581	10.584	(0.562)	86389	1.64095	3.282
	9 Naled	10.986	10.988	(0.583)	10079	1.88361	3.767
	10 Sulfotepp	11.061	11.064	(0.587)	95179	1.29971	2.599(A)
*	11 Tributylphosphate	11.165	11.164	(1.000)	85772	2.00000	
	12 Simazine	11.456	11.454	(0.608)	19767	1.80916	3.618(A)
	13 Diazinon	11.590	11.591	(0.615)	63250	1.62180	3.244
	14 Atrazine	11.636	11.639	(0.618)	29527	1.26399	2.528(A)
	15 Propazine	11.800	11.803	(0.626)	25041	1.32563	2.651
	16 Disulfoton	12.100	12.103	(0.642)	50933	1.28717	2.574
	17 Demeton-S	Compound Not Detected.					
	18 Dimethoate	13.343	13.343	(0.708)	65964	1.32113	2.642
	19 Ronnel	13.646	13.646	(0.724)	51465	1.53499	3.070
	20 Merphos-A (Merphos)	13.740	13.751	(1.231)	1342	0.03481	0.06962(aA)
	21 Chlorpyrifos	14.468	14.473	(0.768)	52192	1.39509	2.790
	22 Fenthion	14.723	14.724	(0.781)	37994	1.32660	2.653

	Compounds	RT	EXP RT	REL RT	RESPONSE	CONCENTRATIONS ON-COLUMN (ug/mL)	CONCENTRATIONS FINAL (ug/L)
	23 Trichloronate	14.771	14.776	(0.784)	71906	1.32262	2.645
	24 Anilazine	15.276	15.284	(0.811)	774	1.39899	2.798
	25 Methyl Parathion	15.571	15.574	(0.827)	51398	1.50209	3.004
	26 Malathion	15.768	15.773	(0.837)	42255	1.18884	2.378
	27 Tokuthion	16.385	16.388	(0.870)	57368	1.32600	2.652
	28 Parathion	16.531	16.533	(0.877)	55226	1.39318	2.786
	29 Merphos-B (Merphos Oxone)	16.556	16.556	(1.483)	67204	5.30106	10.60(A)
	30 Tetrachlorvinphos (stirophos)	17.008	17.011	(0.903)	33817	1.71417	3.428
	31 Carbophenothion methyl	17.163	17.116	(0.911)	151	0.09995	0.1999(R)
	32 Bolstar	17.471	17.473	(0.927)	57913	1.54675	3.094
	33 Carbophenothion	17.555	17.554	(0.932)	51655	1.37911	2.758(A)
$	34 Triphenyl phosphate	18.308	18.308	(0.972)	20690	0.80287	1.606
	35 Fensulfothion	18.585	18.586	(0.986)	40354	1.53353	3.067
*	36 TOCP	18.840	18.839	(1.000)	48735	2.00000	
	37 Phosmet / EPN	18.935	18.934	(1.005)	81402	3.00795	6.016
	38 Famphur	19.033	19.034	(1.010)	46217	1.53241	3.065
	39 Azinphos-methyl	19.175	19.173	(1.018)	41638	1.76863	3.537
	40 Azinphos-ethyl	Compound Not Detected.					
	41 Coumaphos	20.390	20.388	(1.082)	36313	1.65828	3.316
S	42 Merphos				68546	1.27103	2.542
M	43 Total Demeton				56312	1.52375	3.047

QC Flag Legend

a - Target compound detected but, quantitated amount Below Limit Of Quantitation(BLOQ).
A - Target compound detected but, quantitated amount exceeded maximum amount.
R - Spike/Surrogate failed recovery limits.

TestAmerica

INTERNAL STANDARD COMPOUNDS
AREA AND RT SUMMARY

Instrument ID: GC_D2.i
Lab File ID: 011F1101.D
Lab Smp Id: LEPRX1AD
Analysis Type: SV
Quant Type: ISTD
Operator: MPK/TLW
Method File: \\DenSvr03\Public\chem\GCS\GC_D2.i\0617092.B\8141A-2.m
Misc Info:

Calibration Date: 18-JUN-2009
Calibration Time: 16:16
Client Smp ID: LCSD
Level: LOW
Sample Type: WATER

COMPOUND	STANDARD	AREA LIMIT LOWER	AREA LIMIT UPPER	SAMPLE	%DIFF
11 Tributylphosphate	109594	54797	219188	85772	-21.74
36 TOCP	49744	24872	99488	48735	-2.03

COMPOUND	STANDARD	RT LIMIT LOWER	RT LIMIT UPPER	SAMPLE	%DIFF
11 Tributylphosphate	11.16	10.66	11.66	11.17	0.03
36 TOCP	18.84	18.34	19.34	18.84	-0.01

AREA UPPER LIMIT = +100% of internal standard area.
AREA LOWER LIMIT = - 50% of internal standard area.
RT UPPER LIMIT = + 0.50 minutes of internal standard RT.
RT LOWER LIMIT = - 0.50 minutes of internal standard RT.

TestAmerica

RECOVERY REPORT

Client Name: Client SDG: D9F110000
Sample Matrix: LIQUID Fraction: SV
Lab Smp Id: LEPRX1AD Client Smp ID: LCSD
Level: LOW Operator: MPK/TLW
Data Type: GC DATA SampleType: LCSD
SpikeList File: fullDFCwater.spk Quant Type: ISTD
Sublist File: 8141A.sub
Method File: \\DenSvr03\Public\chem\GCS\GC_D2.i\0617092.B\8141A-2.m
Misc Info:

	SPIKE	COMPOUND	CONC ADDED ug/L	CONC RECOVERED ug/L	% RECOVERED	LIMITS
	1	o,o,o-TEPT	4.000	3.075	76.87	36-119
	2	Dichlorvos	4.000	2.652	66.31	50-120
$	3	Chlormefos	2.000	1.278	63.89	58-114
	4	Mevinphos	4.000	3.066	76.65	35-108
	5	Demeton-O	2.800	3.047	108.84	36-119
	6	Thionazin	4.000	3.015	75.37	65-116
	7	Ethoprop	4.000	2.725	68.12	36-119
	8	Phorate	4.000	3.282	82.05	36-119
	9	Naled	4.000	3.767	94.18	36-119
	10	Sulfotepp	4.000	2.599	64.99	36-119
	12	Simazine	4.000	3.618	90.46	36-119
	13	Diazinon	4.000	3.244	81.09	36-119
	14	Atrazine	4.000	2.528	63.20	36-119
	15	Propazine	4.000	2.651	66.28	36-119
	16	Disulfoton	4.000	2.574	64.36	61-103
	17	Demeton-S	1.200	0.0000	*	36-119
	18	Dimethoate	4.000	2.642	66.06	28-82
	19	Ronnel	4.000	3.070	76.75	62-99
	21	Chlorpyrifos	4.000	2.790	69.75	66-101
	22	Fenthion	4.000	2.653	66.33	36-119
	23	Trichloronate	4.000	2.645	66.13	36-119
	24	Anilazine	4.000	2.798	69.95	36-119
	25	Methyl Parathion	4.000	3.004	75.10	36-119
	26	Malathion	4.000	2.378	59.44	36-119
	27	Tokuthion	4.000	2.652	66.30	36-119
	28	Parathion	4.000	2.786	69.66	36-119
	30	Tetrachlorvinphos	4.000	3.428	85.71	36-119
	31	Carbophenothion me	4.000	0.1999	5.00*	36-119
	32	Bolstar	4.000	3.094	77.34	36-119
	33	Carbophenothion	4.000	2.758	68.96	36-119
$	34	Triphenyl phosphat	2.000	1.606	80.29	36-119
	35	Fensulfothion	4.000	3.067	76.68	20-105
	37	Phosmet / EPN	8.000	6.016	75.20	36-119
	38	Famphur	4.000	3.065	76.62	61-108
	39	Azinphos-methyl	4.000	3.537	88.43	55-103
	40	Azinphos-ethyl	4.000	0.0000	*	36-119
	41	Coumaphos	4.000	3.316	82.91	36-119
S	42	Merphos	4.000	2.542	63.55	36-119
M	43	Total Demeton	4.000	3.047	76.19	47-100

TestAmerica

RECOVERY REPORT

Client Name: Client SDG: D9F110000
Sample Matrix: LIQUID Fraction: SV
Lab Smp Id: LEPRX1AD Client Smp ID: LCSD
Level: LOW Operator: MPK/TLW
Data Type: GC DATA SampleType: LCSD
SpikeList File: fullDFCwater.spk Quant Type: ISTD
Sublist File: 8141A.sub
Method File: \\DenSvr03\Public\chem\GCS\GC_D2.i\0617092.B\8141A-2.m
Misc Info:

SURROGATE COMPOUND	CONC ADDED ug/L	CONC RECOVERED ug/L	% RECOVERED	LIMITS
$ 3 Chlormefos	2.000	1.278	63.89	48-114
$ 34 Triphenyl phosphat	2.000	1.606	80.29	50-150

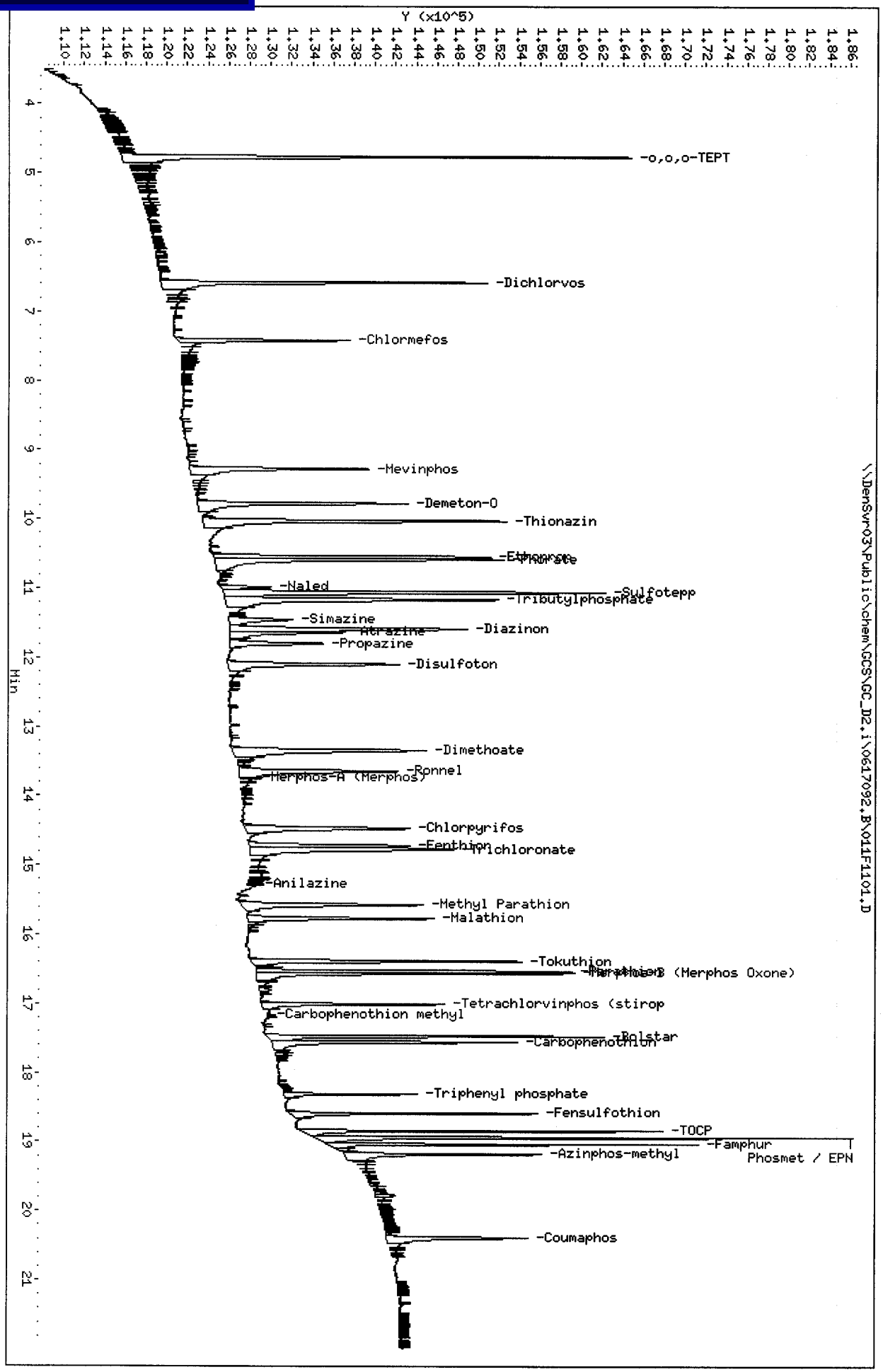

Data File: \\DenSvr03\Public\chem\GCS\GC_D2.i\0617092.B\011F1101.D
Date : 17-JUN-2009 17:34
Client ID: LCSD
Sample Info: LEPRX1AD,LCSD
Column phase: RTx-OPPest

Instrument: GC_D2.i
Operator: MPK/TLW
Column diameter: 0.32

TestAmerica

Data file : \\DenSvr03\Public\chem\GCS\GC_D2.i\0617091.B\012F1201.D
Lab Smp Id: LEKL01AA Client Smp ID: M-44B
Inj Date : 17-JUN-2009 18:02
Operator : MPK/TLW Inst ID: GC_D2.i
Smp Info : LEKL01AA,185-1
Misc Info : IS - GSV0633-09
Comment :
Method : \\DenSvr03\Public\chem\GCS\GC_D2.i\0617091.B\8141A-1.m
Meth Date : 18-Jun-2009 16:51 williamst Quant Type: ISTD
Cal Date : 01-JUN-2009 18:27 Cal File: 009F0901.D
Als bottle: 12
Dil Factor: 1.00000
Integrator: Falcon Compound Sublist: 8141A.sub
Target Version: 4.14
Processing Host: DENPC075

Concentration Formula: Amt * DF * Vf / Vs * CpndVariable

Name	Value	Description
DF	1.000	Dilution Factor
Vf	2000.000	Final Extract Volume (uL)
Vs	1033.000	Volume of Sample extracted (mL)
Cpnd Variable		Local Compound Variable

	Compounds	RT	EXP RT	REL RT	RESPONSE	CONCENTRATIONS ON-COLUMN (ug/mL)	CONCENTRATIONS FINAL (ug/L)
	1 o,o,o-TEPT	Compound Not Detected.					
	2 Dichlorvos	Compound Not Detected.					
	3 Mevinphos	Compound Not Detected.					
$	4 Chlormefos	5.871	5.875	(0.328)	78776	0.63612	1.232
	5 Thionazin	7.562	7.547	(0.423)	868	0.08087	0.1566
	6 Demeton-O	Compound Not Detected.					
	7 Ethoprop	Compound Not Detected.					
	8 Naled	Compound Not Detected.					
*	9 Tributylphosphate	8.172	8.148	(1.000)	163644	2.00000	
	10 Sulfotepp	8.459	8.481	(0.473)	2732	0.03204	0.06204
	11 Phorate	8.576	8.574	(0.480)	842	0.06205	0.1201
	12 Dimethoate	8.722	8.710	(0.488)	420	0.39393	0.7627 NC
	13 Demeton-S	Compound Not Detected.					
	14 Simazine	Compound Not Detected.					
	15 Atrazine	Compound Not Detected.					
	16 propazine	Compound Not Detected.					
	17 Disulfoton	Compound Not Detected.					
	18 Diazinon	Compound Not Detected.					
	19 Methyl Parathion	Compound Not Detected.					
	20 Ronnel	Compound Not Detected.					
	21 Malathion	Compound Not Detected.					
	22 Fenthion	Compound Not Detected.					

						CONCENTRATIONS	
						ON-COLUMN	FINAL
	Compounds	RT	EXP RT	REL RT	RESPONSE	(ug/mL)	(ug/L)
	23 Parathion	Compound Not Detected.					
	24 Chlorpyrifos	Compound Not Detected.					
	25 Trichloronate	Compound Not Detected.					
	26 Anilazine	Compound Not Detected.					
	27 Merphos-A (Merphos)	13.232	13.252	(0.740)	366	0.04920	0.09526
	28 Tetrachlorvinphos (Stirophos)	Compound Not Detected.					
	29 Tokuthion	Compound Not Detected.					
	30 Merphos-B (Merphos Oxone)	14.732	14.710	(0.824)	433	0.11126	0.2154
	31 Carbophenothion-methyl	15.267	15.309	(0.854)	623	0.14598	0.2826
	32 Fensulfothion	Compound Not Detected.					
	33 Bolstar / Famphur	Compound Not Detected.					
	34 Carbophenothion	Compound Not Detected.					
$	35 Triphenyl phosphate	16.754	16.748	(0.937)	45230	0.74641	1.445
	36 Phosmet	17.009	17.007	(0.952)	335	0.16757	0.3244
	37 EPN	Compound Not Detected.					
	38 Azinphos-methyl	Compound Not Detected.					
*	39 TOCP	17.874	17.874	(1.000)	118634	2.00000	
	40 Azinphos-ethyl	Compound Not Detected.					
	41 Coumaphos	Compound Not Detected.					
S	42 Merphos				799	0.04686	0.09072
M	43 Total Demeton	Compound Not Detected.					

TestAmerica

INTERNAL STANDARD COMPOUNDS
AREA AND RT SUMMARY

Instrument ID: GC_D2.i
Lab File ID: 012F1201.D
Lab Smp Id: LEKL01AA
Analysis Type: SV
Quant Type: ISTD
Operator: MPK/TLW
Method File: \\DenSvr03\Public\chem\GCS\GC_D2.i\0617091.B\8141A-1.m
Misc Info: IS - GSV0633-09

Calibration Date: 18-JUN-2009
Calibration Time: 16:16
Client Smp ID: M-44B
Level: LOW
Sample Type: WATER

COMPOUND	STANDARD	AREA LIMIT LOWER	AREA LIMIT UPPER	SAMPLE	%DIFF
9 Tributylphosphate	212365	106183	424730	163644	-22.94
39 TOCP	112010	56005	224020	118634	5.91

COMPOUND	STANDARD	RT LIMIT LOWER	RT LIMIT UPPER	SAMPLE	%DIFF
9 Tributylphosphate	8.16	7.66	8.66	8.17	0.21
39 TOCP	17.87	17.37	18.37	17.87	0.02

AREA UPPER LIMIT = +100% of internal standard area.
AREA LOWER LIMIT = - 50% of internal standard area.
RT UPPER LIMIT = + 0.50 minutes of internal standard RT.
RT LOWER LIMIT = - 0.50 minutes of internal standard RT.

TestAmerica

RECOVERY REPORT

Client Name: Northgate Environmen09-JUN-2009 00:00 Client SDG: D9F0901
Sample Matrix: LIQUID Fraction: SV
Lab Smp Id: LEKL01AA Client Smp ID: M-44B
Level: LOW Operator: MPK/TLW
Data Type: GC DATA SampleType: SAMPLE
SpikeList File: fullDFCwater.spk Quant Type: ISTD
Sublist File: 8141A.sub
Method File: \\DenSvr03\Public\chem\GCS\GC_D2.i\0617091.B\8141A-1.m
Misc Info: IS - GSV0633-09

SURROGATE COMPOUND	CONC ADDED ug/L	CONC RECOVERED ug/L	% RECOVERED	LIMITS
$ 4 Chlormefos	1.936	1.232	63.61	48-114
$ 35 Triphenyl phosphat	1.936	1.445	74.64	50-150

Data File: \\DenSvr03\Public\chem\GCS\GC_D2.i\0617091.B\012F1201.D
Date : 17-JUN-2009 18:02
Client ID: M-44B
Sample Info: LEKL01AA,185-1

Instrument: GC_D2.i
Operator: MPK/TLW
Column diameter: 0.32

Column phase: RTx-1MS

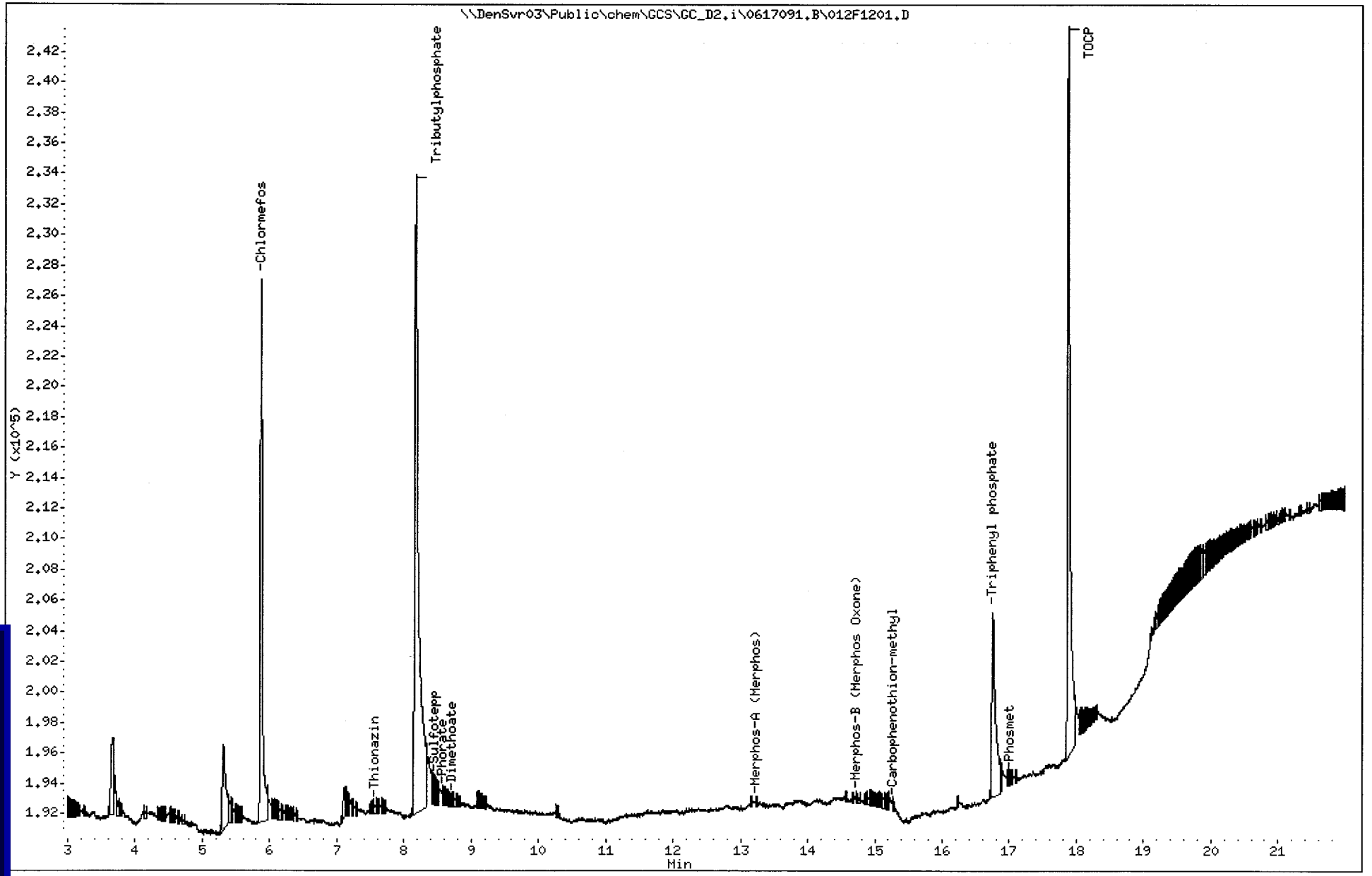

Table of Contents

TestAmerica

TestAmerica

Data file : \\DenSvr03\Public\chem\GCS\GC_D2.i\0617092.B\012F1201.D
Lab Smp Id: LEKL01AA Client Smp ID: M-44B
Inj Date : 17-JUN-2009 18:02
Operator : MPK/TLW Inst ID: GC_D2.i
Smp Info : LEKL01AA,185-1
Misc Info :
Comment :
Method : \\DenSvr03\Public\chem\GCS\GC_D2.i\0617092.B\8141A-2.m
Meth Date : 18-Jun-2009 16:52 williamst Quant Type: ISTD
Cal Date : 01-JUN-2009 18:27 Cal File: 009F0901.D
Als bottle: 12
Dil Factor: 1.00000
Integrator: Falcon Compound Sublist: 8141A.sub
Target Version: 4.14
Processing Host: DENPC075

Concentration Formula: Amt * DF * Vf / Vs * CpndVariable

Name	Value	Description
DF	1.000	Dilution Factor
Vf	2000.000	Final Extract Volume (uL)
Vs	1033.000	Volume of Sample Extracted (mL)
Cpnd Variable		Local Compound Variable

	Compounds	RT	EXP RT	REL RT	RESPONSE	CONCENTRATIONS ON-COLUMN (ug/mL)	CONCENTRATIONS FINAL (ug/L)
	1 o,o,o-TEPT	Compound Not Detected.					
	2 Dichlorvos	Compound Not Detected.					
$	3 Chlormefos	7.421	7.418	(0.394)	36851	0.61981	1.200
	4 Mevinphos	Compound Not Detected.					
	5 Demeton-O	Compound Not Detected.					
	6 Thionazin	10.002	10.029	(0.531)	179	0.03473	0.06724
	7 Ethoprop	Compound Not Detected.					
	8 Phorate	Compound Not Detected.					
	9 Naled	Compound Not Detected.					
	10 Sulfotepp	Compound Not Detected.					
*	11 Tributylphosphate	11.169	11.164	(1.000)	79571	2.00000	
	12 Simazine	11.454	11.454	(0.608)	996	0.34154	0.6612(A)
	13 Diazinon	Compound Not Detected.					
	14 Atrazine	11.624	11.639	(0.617)	552	0.00948	0.01836(aA)
	15 Propazine	Compound Not Detected.					
	16 Disulfoton	Compound Not Detected.					
	17 Demeton-S	Compound Not Detected.					
	18 Dimethoate	Compound Not Detected.					
	19 Ronnel	13.646	13.646	(0.724)	153	0.08799	0.1704
	20 Merphos-A (Merphos)	13.764	13.751	(1.232)	133	0.00372	0.007200(aA)
	21 Chlorpyrifos	14.461	14.473	(0.768)	106	0.08428	0.1632
	22 Fenthion	Compound Not Detected.					

	Compounds	RT	EXP RT	REL RT	RESPONSE	CONCENTRATIONS ON-COLUMN (ug/mL)	CONCENTRATIONS FINAL (ug/L)
	23 Trichloronate	14.774	14.776	(0.784)	345	0.06703	0.1298
	24 Anilazine	15.274	15.284	(0.811)	261	0.73017	1.414
	25 Methyl Parathion	15.546	15.574	(0.825)	245	0.09673	0.1873(a)
	26 Malathion	Compound Not Detected.					
	27 Tokuthion	Compound Not Detected.					
	28 Parathion	16.576	16.533	(0.880)	321	0.00735	0.01424(a)
	29 Merphos-B (Merphos Oxone)	Compound Not Detected.					
	30 Tetrachlorvinphos (stirophos)	Compound Not Detected.					
	31 Carbophenothion methyl	Compound Not Detected.					
	32 Bolstar	Compound Not Detected.					
	33 Carbophenothion	Compound Not Detected.					
$	34 Triphenyl phosphate	18.311	18.308	(0.972)	27744	0.97210	1.882
	35 Fensulfothion	Compound Not Detected.					
*	36 TOCP	18.841	18.839	(1.000)	53657	2.00000	
	37 Phosmet / EPN	18.937	18.934	(1.005)	985	0.15784	0.3056
	38 Famphur	19.082	19.034	(1.013)	106	0.10673	0.2066
	39 Azinphos-methyl	Compound Not Detected.					
	40 Azinphos-ethyl	Compound Not Detected.					
	41 Coumaphos	20.404	20.388	(1.083)	497	0.11296	0.2187
S	42 Merphos	Compound Not Detected.					
M	43 Total Demeton	Compound Not Detected.					

QC Flag Legend

a - Target compound detected but, quantitated amount Below Limit Of Quantitation(BLOQ).
A - Target compound detected but, quantitated amount exceeded maximum amount.

TestAmerica

INTERNAL STANDARD COMPOUNDS
AREA AND RT SUMMARY

Instrument ID: GC_D2.i
Lab File ID: 012F1201.D
Lab Smp Id: LEKL01AA
Analysis Type: SV
Quant Type: ISTD
Operator: MPK/TLW
Method File: \\DenSvr03\Public\chem\GCS\GC_D2.i\0617092.B\8141A-2.m
Misc Info:

Calibration Date: 18-JUN-2009
Calibration Time: 16:16
Client Smp ID: M-44B
Level: LOW
Sample Type: WATER

COMPOUND	STANDARD	AREA LIMIT LOWER	AREA LIMIT UPPER	SAMPLE	%DIFF
11 Tributylphosphate	109594	54797	219188	79571	-27.39
36 TOCP	49744	24872	99488	53657	7.87

COMPOUND	STANDARD	RT LIMIT LOWER	RT LIMIT UPPER	SAMPLE	%DIFF
11 Tributylphosphate	11.16	10.66	11.66	11.17	0.07
36 TOCP	18.84	18.34	19.34	18.84	-0.00

AREA UPPER LIMIT = +100% of internal standard area.
AREA LOWER LIMIT = - 50% of internal standard area.
RT UPPER LIMIT = + 0.50 minutes of internal standard RT.
RT LOWER LIMIT = - 0.50 minutes of internal standard RT.

TestAmerica

RECOVERY REPORT

Client Name: Northgate Environmen09-JUN-2009 00:00 Client SDG: D9F0901
Sample Matrix: LIQUID Fraction: SV
Lab Smp Id: LEKL01AA Client Smp ID: M-44B
Level: LOW Operator: MPK/TLW
Data Type: GC DATA SampleType: SAMPLE
SpikeList File: fullDFCwater.spk Quant Type: ISTD
Sublist File: 8141A.sub
Method File: \\DenSvr03\Public\chem\GCS\GC_D2.i\0617092.B\8141A-2.m
Misc Info:

SURROGATE COMPOUND	CONC ADDED ug/L	CONC RECOVERED ug/L	% RECOVERED	LIMITS
$ 3 Chlormefos	1.936	1.200	61.98	48-114
$ 34 Triphenyl phosphat	1.936	1.882	97.21	50-150

Data File: \\DenSvr03\Public\chem\GCS\GC_D2.i\0617092.B\012F1201.D
Date : 17-JUN-2009 18:02
Client ID: M-44B
Sample Info: LEKL01AA,185-1

Instrument: GC_D2.i
Operator: MPK/TLW
Column diameter: 0.32

Column phase: RTx-OPPest

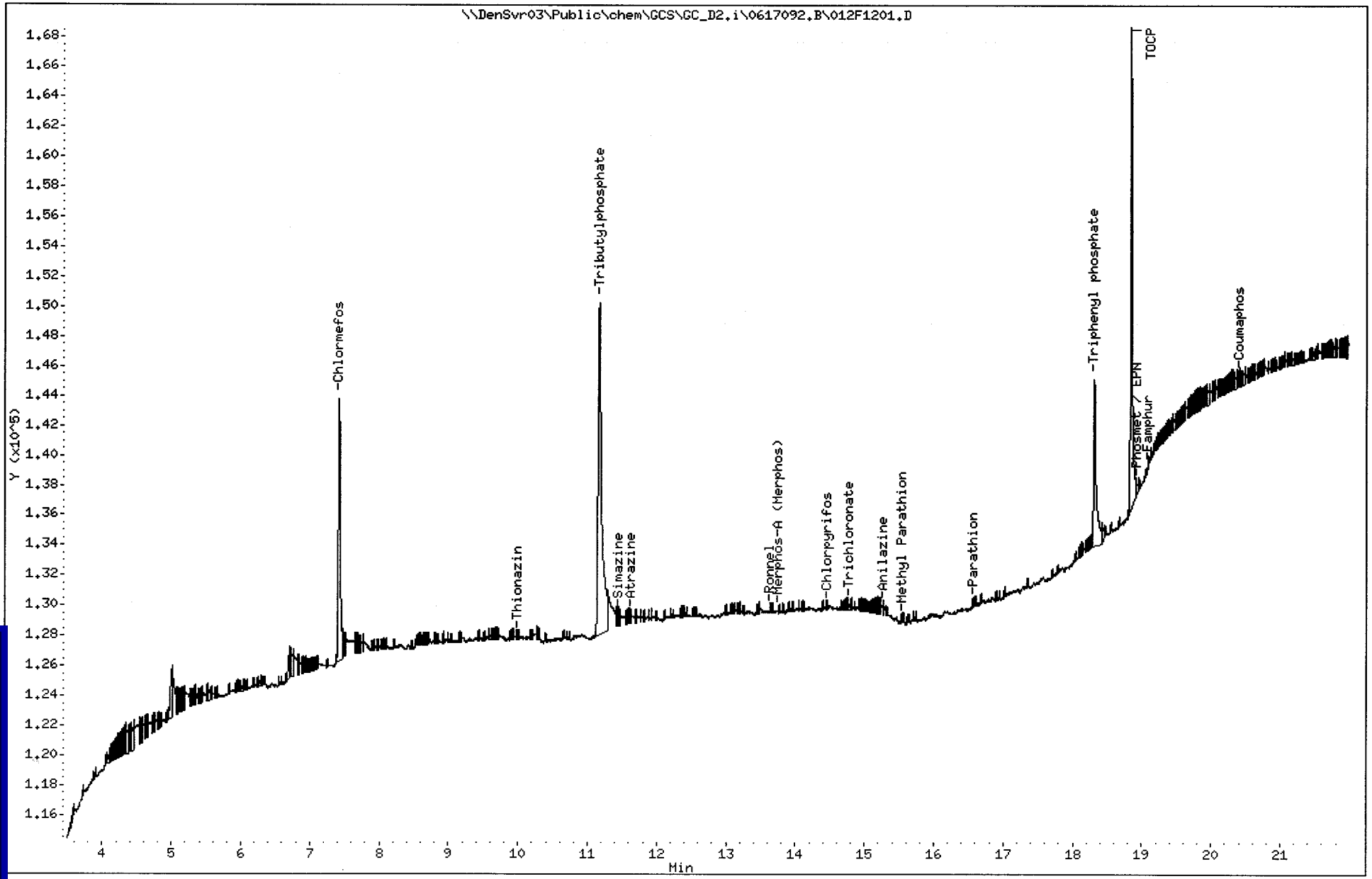

Table of Contents

TestAmerica

GC SEMIVOLATILE
INITIAL CALIBRATION DATA

TestAmerica

THE LEADER IN ENVIRONMENTAL TESTING

GC and HPLC ICAL Review Checklist

TestAmerica
THE LEADER IN ENVIRONMENTAL TESTING

608 8081 8082 8151 8141
TPH/DRO Other SV 614
8310 8330 Other HPLC

601 602 8021 BTEX
TPH/GRO Other Volatile GC

Calibration Date: 060109
Instrument ID: D2

Review Items	--- Level 1 --- Yes	No	N/A	Level 2	Comments
Initial Calibration					
1. Are correct data files used?	✓			✓	
2. Is there a sufficient number of calibration points used?	✓			✓	
3. Are reasons for removal of points documented?	✓			✓	Below detection Limit (RL checked)
4. Is linearity acceptable, 8000 Series: linear least-squares regression with r ≥ 0.990, (DOD projects require r ≥ 0.995) quadratic fit COD r^2> 0.990, or average response factors with RSD ≤ 20%? 600 Series: < 10% RSD or linear regression	✓			✓	except: Anilazine is not valid on either column
5. Are the correct RT windows applied to the ICAL integration?	✓			✓	
6. Are DDT & Endrin breakdown < 15%?			✓	NA	
7. Is each manual integration completely documented, signed and appropriate?	✓			✓	
8. Is traceability of standards properly documented?	✓			✓	
9. Was second level hand calculation performed? (document analyte checked)	-----	-----	-----	✓	
10. Was second-source ICV performed & recovery 85-115%?	✓			✓	Primary Include %R Naled @ -29.0%, Simazine @ +31.4%, Carbophenothion-methyl @ -27.0% Secondary Include %R Naled @ -35.8%, Simazine @ +74.9%, Carbophenothion-methyl @ -28.0%, Merphos @ -16.0%

1st Level Reviewer: Teresa J. Willcox Date: 6/2/09
2nd Level Reviewer: JL Date: 6/2/09

L:\QA\Edit\FORMS\Data Review\ GC HPLC ICAL Review

Revision 1.1
10/17/2008

Table of Contents

CE\060109.S

Sequence Table (Front Injector):

Quantification Part:

Line	Location	SampleName	SampleAmount	ISTDAmt	Multiplier	Dilution
1	Vial 1	PRIMER				
2	Vial 2	HEXANE				
3	Vial 3	OPP L7 GSV0634				
4	Vial 4	OPP L6 GSV0636				
5	Vial 5	OPP L5 GSV0635				
6	Vial 6	OPP L4 GSV0637				
7	Vial 7	OPP L3 GSV0638				
8	Vial 8	OPP L2 GSV0639				
9	Vial 9	OPP L1 GSV0640				
10	Vial 10	OPP SS GSV0641				
11	Vial 11	LDMWJ1AA,MB				
12	Vial 12	LDMWJ1AC,LCS				
13	Vial 13	LC3NT1F1,339-3S				
14	Vial 14	LC3NT1F2,339-3D				
15	Vial 15	LC3NT2AF,339-3				
16	Vial 16	LDP1R1AA,MB				
17	Vial 17	LDP1R1AD,LCS				
18	Vial 18	LDP1R1AE,LCSD				
19	Vial 19	LC3NT3AF,339-3				
20	Vial 20	LDP141AA,MB				
21	Vial 21	LDP141AD,LCS				
22	Vial 22	LDP141AE,LCSD				
23	Vial 23	LC3142AA,371-1				
24	Vial 24	LC3192AA,371-2				
25	Vial 25	LDJC61AC,349-1				
26	Vial 26	OPP L5 GSV0635				
27	Vial 27	OPP L1 GSV0641				
28	Vial 28	LDMFD1AA,407-1				100
29	Vial 29	LDMFD1AA,407-1				50
30	Vial 30	LDMFE1AA,407-2				500
31	Vial 31	LDMFE1AA,407-2				50
32	Vial 32	LDMFF1AA,407-3				5
33	Vial 33	LDMFG1AA,407-4				5
34	Vial 34	OPP L5 GSV0635				
35	Vial 35	OPP L1 GSV0641				
36	Vial 36	LDNK71AC,182-1				10
37	Vial 37	LDNK71AD,182-1S				10
38	Vial 38	LDNK71AE,182-1D				10
39	Vial 39	LDNK71AC,182-1				5
40	Vial 40	LDNK71AD,182-1S				5
41	Vial 41	LDNK71AE,182-1D				5
42	Vial 42	OPP L5 GSV0635				
43	Vial 43	OPP L1 GSV0641				
44	Vial 44	LDMFD1AA,407-1				
45	Vial 45	LDMFE1AA,407-2				
46	Vial 46	LDMFF1AA,407-3				
47	Vial 47	LDMFF1AA,407-3R				
48	Vial 48	LDMFG1AA,407-4				
49	Vial 49	LDNK71AC,182-1				
50	Vial 50	LDNK71AD,182-1S				
51	Vial 51	LDNK71AE,182-1D				
52	Vial 52	OPP L5 GSV0635				
53	Vial 53	OPP L1 GSV0641				
54	Vial 100	HEXANE/ACETONE				

914347

914630

914633

Sequence Table (Back Injector):

CE\060109.S

No cntries - empty table!

Report Date : 02-Jun-2009 14:26

TestAmerica

INITIAL CALIBRATION DATA

Start Cal Date : 01-JUN-2009 15:43
End Cal Date : 01-JUN-2009 18:27
Quant Method : ISTD
Target Version : 4.14
Integrator : Falcon
Method file : \\DenSvr03\Public\chem\GCS\GC_D2.i\0601B091.B\8141A-1.m
Last Edit : 02-Jun-2009 14:23 williamst

Calibration File Names:
Level 1: \\DenSvr03\Public\chem\GCS\GC_D2.i\0601B091.B\009F0901.D
Level 2: \\DenSvr03\Public\chem\GCS\GC_D2.i\0601B091.B\008F0801.D
Level 3: \\DenSvr03\Public\chem\GCS\GC_D2.i\0601B091.B\007F0701.D
Level 4: \\DenSvr03\Public\chem\GCS\GC_D2.i\0601B091.B\006F0601.D
Level 5: \\DenSvr03\Public\chem\GCS\GC_D2.i\0601B091.B\005F0501.D
Level 6: \\DenSvr03\Public\chem\GCS\GC_D2.i\0601B091.B\004F0401.D
Level 7: \\DenSvr03\Public\chem\GCS\GC_D2.i\0601B091.B\003F0301.D

SEE CALIBRATION HISTORY

Compound	0.2000000 Level 1	0.5000000 Level 2	1.0000 Level 3	2.0000 Level 4	3.0000 Level 5	4.0000 Level 6	5.0000 Level 7	Curve	Coefficients b	m1	m2	%RSD or R^2	
1 o,o,o-TEPT	31369	78529	165649	313679	366581	520167	659609	WLINR	0.02194	3.16950		0.99914	1/x
2 Dichlorvos	22122	50233	96449	186756	239683	339268	421087	WLINR	0.02316	2.02574		0.99580	1/x
3 Mevinphos	7036	21366	43022	85557	112877	159524	207620	WLINR	0.05519	0.98452		0.99571	1/x
5 Thionazin	17954	48441	99563	184713	245618	334198	428428	WLINR	0.03688	2.05720		0.99694	1/x

Table of Contents

TestAmerica

INITIAL CALIBRATION DATA

Start Cal Date : 01-JUN-2009 15:43
End Cal Date : 01-JUN-2009 18:27
Quant Method : ISTD
Target Version : 4.14
Integrator : Falcon
Method file : \\DenSvr03\Public\chem\GCS\GC_D2.i\0601B091.B\8141A-1.m
Last Edit : 02-Jun-2009 14:23 williamst

Compound	0.2000000 Level 1	0.5000000 Level 2	1.0000 Level 3	2.0000 Level 4	3.0000 Level 5	4.0000 Level 6	5.0000 Level 7	Curve	Coefficients b	m1	m2	%RSD or R^2	
6 Demeton-O	9440	17408	35976	56686	79414	103339	147181	WLINR	-0.00051	2.01911		0.99236	1/x
7 Ethoprop	17248	42460	92496	161743	226948	302323	388305	WLINR	0.03579	1.86600		0.99521	1/x
8 Naled	+++++	1249	7736	19799	35381	56665	78773	QUAD	0.28806	3.16821	-0.89661	0.99059	<- ok
10 Sulfotepp	32410	71356	144853	247622	325044	431743	541786	LINR	0.00725	2.62641		0.99550	
11 Phorate	19638	41922	97616	164098	229149	304192	389020	WLINR	0.02723	1.87044		0.99497	1/x
12 Dimethoate	+++++	19302	77280	158216	245562	345027	448428	WLINR	0.19543	2.30278		0.99252	<- ok 1/x
13 Demeton-S	14694	26427	62155	102174	146452	193614	245480	WLINR	0.01155	1.73264		0.99271	1/x

Table of Contents

TestAmerica

INITIAL CALIBRATION DATA

Start Cal Date : 01-JUN-2009 15:43
End Cal Date : 01-JUN-2009 18:27
Quant Method : ISTD
Target Version : 4.14
Integrator : Falcon
Method file : \\DenSvr03\Public\chem\GCS\GC_D2.i\0601B091.B\8141A-1.m
Last Edit : 02-Jun-2009 14:23 williamst

Compound	0.2000000 Level 1	0.5000000 Level 2	1.0000 Level 3	2.0000 Level 4	3.0000 Level 5	4.0000 Level 6	5.0000 Level 7	Curve	Coefficients b	m1	m2	%RSD or R^2	
14 Simazine	6475	11935	35892	54858	90937	119362	153550	LINR	0.10864	0.77030		0.98700	<-r=0.993
15 Atrazine	7921	16581	42131	73783	106801	145173	187928	WLINR	0.05170	0.89705		0.99224	1/x
16 propazine	10624	17249	40438	70674	99774	136233	174854	WLINR	0.02288	0.82536		0.99135	1/x
17 Disulfoton	11517	24361	56430	105031	149108	185136	252403	WLINR	0.04045	1.19472		0.99408	1/x
18 Diazinon	28990	60221	114023	190652	254882	346797	447559	WLINR	-0.00642	2.09176		0.99598	1/y
9 Methyl Parathion	9372	28343	63188	119715	169639	226341	290947	WLINR	0.05999	1.41187		0.99485	1/x
0 Ronnel	11574	30429	66387	116860	162866	230211	293169	WLINR	0.03291	1.34912		0.99213	1/x2

Table of Contents

TestAmerica

INITIAL CALIBRATION DATA

Start Cal Date : 01-JUN-2009 15:43
End Cal Date : 01-JUN-2009 18:27
Quant Method : ISTD
Target Version : 4.14
Integrator : Falcon
Method file : \\DenSvr03\Public\chem\GCS\GC_D2.i\0601B091.B\8141A-1.m
Last Edit : 02-Jun-2009 14:23 williamst

Compound	0.2000000 Level 1	0.5000000 Level 2	1.0000 Level 3	2.0000 Level 4	3.0000 Level 5	4.0000 Level 6	5.0000 Level 7	Curve	Coefficients b	m1	m2	%RSD or R^2	
21 Malathion	12028	31239	65967	110889	154862	201919	255991	WLINR	0.02436	1.24590		0.99541	1/x
22 Fenthion	9808	26973	64045	111770	160885	215047	274310	WLINR	0.04162	1.29367		0.99200	1/x2
23 Parathion	+++++	26712	57036	111874	169906	228921	296846	WLINR	0.12063	1.47825		0.99005	<-Qu2 1/x
24 Chlorpyrifos	33739	53493	106025	159105	220357	285395	361479	WLINR	-0.05280	1.69264		0.99364	1/x
25 Trichloronate	15538	37278	77007	132216	190340	254932	332750	WLINR	0.03256	1.57328		0.99370	1/x
6 Anilazine	+++++	+++++	+++++	359	1134	8330	11836	WLINR	1.10909	0.10465		0.90811	<- NTC 1/x
7 Merphos-A (Merphos)	13479	31997	69019	118133	162377	212682	269959	WLINR	0.02225	1.30950		0.99594	1/x

Table of Contents

TestAmerica

INITIAL CALIBRATION DATA

Start Cal Date : 01-JUN-2009 15:43
End Cal Date : 01-JUN-2009 18:27
Quant Method : ISTD
Target Version : 4.14
Integrator : Falcon
Method file : \\DenSvr03\Public\chem\GCS\GC_D2.i\0601B091.B\8141A-1.m
Last Edit : 02-Jun-2009 14:23 williamst

Compound	0.2000000 Level 1	0.5000000 Level 2	1.0000 Level 3	2.0000 Level 4	3.0000 Level 5	4.0000 Level 6	5.0000 Level 7	Curve	Coefficients b	m1	m2	%RSD or R^2	
28 Tetrachlorvinphos (Stirophos)	5539	16167	40195	76550	108330	145307	189624	WLINR	0.06947	0.91435		0.99467	1/X
29 Tokuthion	16951	34641	73111	131318	183717	240239	311428	WLINR	0.00758	1.42979		0.99118	1/X2
30 Merphos-B (Merphos Oxone)	4266	9255	14464	29525	41772	52849	69434	LINR	0.04480	0.33690		0.99289	
31 Carbophenothion-methyl	4876	18167	45848	92458	129024	175270	228854	WLINR	0.06804	1.06061		0.99025	1/X2
32 Fensulfothion	+++++	11936	40870	97316	136682	193829	260658	WLINR	0.19309	1.31187		0.99611	<-QM 1/X
3 Bolstar / Famphur	24156	59246	126299	237118	309581	412125	522403	WLINR	0.04593	1.24628		0.99671	1/X2
4 Carbophenothion	14460	33839	69204	135674	182655	241347	307236	WLINR	0.02170	1.44172		0.99324	1/X2

Table of Contents

TestAmerica

INITIAL CALIBRATION DATA

Start Cal Date : 01-JUN-2009 15:43
End Cal Date : 01-JUN-2009 18:27
Quant Method : ISTD
Target Version : 4.14
Integrator : Falcon
Method file : \\DenSvr03\Public\chem\GCS\GC_D2.i\0601B091.B\8141A-1.m
Last Edit : 02-Jun-2009 14:23 williamst

Compound	0.2000000 Level 1	0.5000000 Level 2	1.0000 Level 3	2.0000 Level 4	3.0000 Level 5	4.0000 Level 6	5.0000 Level 7	Curve	Coefficients b	m1	m2	%RSD or R^2	
36 Phosmet	4815	17104	47978	95148	125284	173920	223946	WLINR	0.08120	1.09225		0.99679	1/x
37 EPN	11831	30128	64157	119460	152365	214807	267908	WLINR	0.02577	1.27015		0.99678	1/x2
38 Azinphos-methyl	2264	11970	33423	72986	98342	137277	181562	WLINR	0.10200	0.87548		0.99517	1/x
40 Azinphos-ethyl	15932	34662	65388	126741	154219	205523	261710	WLINR	0.00033	1.25659		0.99866	1/x
41 Coumaphos	5486	14240	37156	80627	107829	145749	190826	WLINR	0.07706	0.92200		0.99464	1/x
2 Merphos	17745	41252	83483	147658	204149	265531	339393	WLINR	0.01931	1.63633		0.99566	1/x
3 Total Demeton	24134	43835	98131	158860	225866	296953	392661	WLINR	0.01000	1.83268		0.99352	1/y

Table of Contents

TestAmerica

INITIAL CALIBRATION DATA

Start Cal Date : 01-JUN-2009 15:43
End Cal Date : 01-JUN-2009 18:27
Quant Method : ISTD
Target Version : 4.14
Integrator : Falcon
Method file : \\DenSvr03\Public\chem\GCS\GC_D2.i\0601B091.B\8141A-1.m
Last Edit : 02-Jun-2009 14:23 williamst

Compound	0.2000000 Level 1	0.5000000 Level 2	1.0000 Level 3	2.0000 Level 4	3.0000 Level 5	4.0000 Level 6	5.0000 Level 7	Curve	Coefficients b	m1	m2	%RSD or R^2	
$ 4 Chlormefos	22880	54973	108798	208085	279317	376100	494609	WLINR	0.03345	2.33314		0.99605	1/x
$ 35 Triphenyl phosphate	11800	26270	56433	102613	129313	174367	218695	WLINR	0.00992	1.04948		0.99764	$1/x^2$

Table of Contents

TestAmerica

INITIAL CALIBRATION DATA

Start Cal Date : 01-JUN-2009 15:43
End Cal Date : 01-JUN-2009 18:27
Quant Method : ISTD
Target Version : 4.14
Integrator : Falcon
Method file : \\DenSvr03\Public\chem\GCS\GC_D2.i\0601B091.B\8141A-1.m
Last Edit : 02-Jun-2009 14:23 williamst

Curve	Formula	Units
Linear	Amt = b + Rsp/m1	Response
Wt Linear	Amt = b + Rsp/m1	Response
Quad	Amt = b + m1*Rsp + m2*Rsp^2	Response

Table of Contents

Calibration History

Method : \\DenSvr03\Public\chem\GCS\GC_D2.i\0601B091.B\8141A-1.m
Start Cal Date: 01-JUN-2009 15:43
End Cal Date : 01-JUN-2009 18:27
Last Cal Level: 1
Last Cal Type : Continuing Calibration

Initial Calibration

Injection Date	Sublist	Calibration File
Cal Level: 1 , Cal Amount: 0.20000		
01-JUN-2009 18:27	8141A	\\DenSvr03\Public\chem\GCS\GC_D2.i\0601B091.B\009F0901.D
Cal Level: 2 , Cal Amount: 0.50000		
01-JUN-2009 18:00	8141A	\\DenSvr03\Public\chem\GCS\GC_D2.i\0601B091.B\008F0801.D
Cal Level: 3 , Cal Amount: 1.00000		
01-JUN-2009 17:33	8141A	\\DenSvr03\Public\chem\GCS\GC_D2.i\0601B091.B\007F0701.D
Cal Level: 4 , Cal Amount: 2.00000		
01-JUN-2009 17:05	8141A	\\DenSvr03\Public\chem\GCS\GC_D2.i\0601B091.B\006F0601.D
Cal Level: 5 , Cal Amount: 3.00000		
01-JUN-2009 16:38	8141A	\\DenSvr03\Public\chem\GCS\GC_D2.i\0601B091.B\005F0501.D
Cal Level: 6 , Cal Amount: 4.00000		
01-JUN-2009 16:10	8141A	\\DenSvr03\Public\chem\GCS\GC_D2.i\0601B091.B\004F0401.D
Cal Level: 7 , Cal Amount: 5.00000		
01-JUN-2009 15:43	8141A	\\DenSvr03\Public\chem\GCS\GC_D2.i\0601B091.B\003F0301.D

Continuing Calibration

BAL LEVEL 5

02-JUN-2009 09:27	8141A	\\DenSvr03\Public\chem\GCS\GC_D2.i\0601B091.B\042F4201.D
02-JUN-2009 05:49	8141A	\\DenSvr03\Public\chem\GCS\GC_D2.i\0601B091.B\034F3401.D
02-JUN-2009 02:11	8141A	\\DenSvr03\Public\chem\GCS\GC_D2.i\0601B091.B\026F2601.D
01-JUN-2009 18:55	8141A	\\DenSvr03\Public\chem\GCS\GC_D2.i\0601B091.B\010F1001.D
01-JUN-2009 17:05	8141A	\\DenSvr03\Public\chem\GCS\GC_D2.i\0601B091.B\006F0601.D
01-JUN-2009 16:38	8141A	\\DenSvr03\Public\chem\GCS\GC_D2.i\0601B091.B\005F0501.D

Report Date : 02-Jun-2009 14:57 Page 1

TestAmerica

INITIAL CALIBRATION DATA

Start Cal Date : 01-JUN-2009 15:43
End Cal Date : 01-JUN-2009 18:27
Quant Method : ISTD
Target Version : 4.14
Integrator : Falcon
Method file : \\DenSvr03\Public\chem\GCS\GC_D2.i\0601B092.B\8141A-2.m
Last Edit : 02-Jun-2009 14:56 williamst

Calibration File Names:
Level 1: \\DenSvr03\Public\chem\GCS\GC_D2.i\0601B092.B\009F0901.D
Level 2: \\DenSvr03\Public\chem\GCS\GC_D2.i\0601B092.B\008F0801.D
Level 3: \\DenSvr03\Public\chem\GCS\GC_D2.i\0601B092.B\007F0701.D
Level 4: \\DenSvr03\Public\chem\GCS\GC_D2.i\0601B092.B\006F0601.D
Level 5: \\DenSvr03\Public\chem\GCS\GC_D2.i\0601B092.B\005F0501.D
Level 6: \\DenSvr03\Public\chem\GCS\GC_D2.i\0601B092.B\004F0401.D
Level 7: \\DenSvr03\Public\chem\GCS\GC_D2.i\0601B092.B\003F0301.D

SEE CALIBRATION HISTORY

Compound	0.2000000 Level 1	0.5000000 Level 2	1.0000 Level 3	2.0000 Level 4	3.0000 Level 5	4.0000 Level 6	Curve	Coefficients b	m1	m2	%RSD or R^2
	5.0000 Level 7										
1 o,o,o-TEPT	13374	42610	72820	145282	171648	214471					
	282184						WLINR	0.00310	3.11011		0.99778
2 Dichlorvos	12774	24597	47931	88528	126591	169075					
	219235						WLINR	0.01772	2.33309		0.99198
4 Mevinphos	4828	12326	30809	53348	79731	101510					
	130278						WLINR	0.05154	1.44496		0.99355
5 Demeton-O	1593	6740	9235	19570	27400	35906					
	44908						WLINR	0.01133	1.53951		0.99135

*All weighted linear ave 1/x *

Table of Contents

TestAmerica

INITIAL CALIBRATION DATA

Start Cal Date : 01-JUN-2009 15:43
End Cal Date : 01-JUN-2009 18:27
Quant Method : ISTD
Target Version : 4.14
Integrator : Falcon
Method file : \\DenSvr03\Public\chem\GCS\GC_D2.i\0601B092.B\8141A-2.m
Last Edit : 02-Jun-2009 14:56 williamst

Compound	0.2000000 Level 1	0.5000000 Level 2	1.0000 Level 3	2.0000 Level 4	3.0000 Level 5	4.0000 Level 6	5.0000 Level 7	Curve	Coefficients b	m1	m2	%RSD or R^2
6 Thionazin	11104	26582	50937	93496	120913	174575	209683	WLINR	0.01592	2.31168		0.99598
7 Ethoprop	7769	16609	36157	66159	92539	123934	153132	WLINR	0.02854	1.69442		0.99484
8 Phorate	12863	25666	48318	81659	114065	164476	202684	WLINR	0.00311	2.16872		0.99128
9 Naled	+++++	445	2916	8310	14919	24069	31509	QUAD	0.29840	3.30488	-0.93717	0.99015
10 Sulfotepp	16395	35778	69707	121794	168706	222226	274545	WLINR	0.00349	3.02149		0.99589
12 Simazine	341	2159	10633	18419	25915	35020	46283	LINR	0.13558	0.52744		0.99641
13 Diazinon	8796	18467	39809	61886	89603	117737	146528	WLINR	0.00260	1.60564		0.99378

Table of Contents

TestAmerica

INITIAL CALIBRATION DATA

Start Cal Date : 01-JUN-2009 15:43
End Cal Date : 01-JUN-2009 18:27
Quant Method : ISTD
Target Version : 4.14
Integrator : Falcon
Method file : \\DenSvr03\Public\chem\GCS\GC_D2.i\0601B092.B\8141A-2.m
Last Edit : 02-Jun-2009 14:56 williamst

Compound	0.2000000 Level 1	0.5000000 Level 2	1.0000 Level 3	2.0000 Level 4	3.0000 Level 5	4.0000 Level 6	5.0000 Level 7	Curve	Coefficients b	m1	m2	%RSD or R^2
14 Atrazine	6248	11027	22171	36812	49797	68386	93006	WLINR	-0.00609	0.94950		0.99161
15 Propazine	3875	7530	19252	28968	41947	59240	75590	WLINR	0.02787	0.80924		0.99012
16 Disulfoton	7854	17279	37052	67209	93239	120919	153338	WLINR	0.02310	1.68433		0.99607
17 Demeton-S	6144	11696	29350	49155	71303	98649	121092	WLINR	0.02348	1.96307		0.99153
18 Dimethoate	4972	22582	44237	81261	121147	163692	201617	WLINR	0.06391	2.26853		0.99346
9 Ronnel	5501	13938	30797	54194	77164	105613	133108	WLINR	0.04203	1.45565		0.99447
0 Merphos-A (Merphos)	1.00673	1.06631	1.01036	0.89551	0.83672	0.76485	0.71196	AVRG		0.89892		14.98511

Table of Contents

TestAmerica

INITIAL CALIBRATION DATA

Start Cal Date : 01-JUN-2009 15:43
End Cal Date : 01-JUN-2009 18:27
Quant Method : ISTD
Target Version : 4.14
Integrator : Falcon
Method file : \\DenSvr03\Public\chem\GCS\GC_D2.i\0601B092.B\8141A-2.m
Last Edit : 02-Jun-2009 14:56 williamst

Compound	0.2000000 Level 1	0.5000000 Level 2	1.0000 Level 3	2.0000 Level 4	3.0000 Level 5	4.0000 Level 6	5.0000 Level 7	Curve	Coefficients b	m1	m2	%RSD or R^2	
21 Chlorpyrifos	6253	15991	34387	61138	84354	117491	152139	WLINR	0.04093	1.63099		0.99470	
22 Fenthion	3998	9026	25065	48943	67964	91642	121103	WLINR	0.06869	1.31111		0.99346	
23 Trichloronate	10630	24695	49175	84228	121791	167489	223452	WLINR	0.03077	2.33997		0.99100	
24 Anilazine	381	356	737	309	1322	3004	4674	QUAD	0.20827	32.81413	-119	0.88146	<- NTC
25 Methyl Parathion	6047	12412	30681	56201	81582	107714	134615	WLINR	0.04531	1.49439		0.99288	
26 Malathion	8226	16000	31476	60160	77774	108914	141775	WLINR	0.01419	1.49428		0.99479	
27 Tokuthion	9182	20537	41936	73577	96730	131071	166851	WLINR	0.00952	1.80133		0.99754	

Table of Contents

TestAmerica

INITIAL CALIBRATION DATA

Start Cal Date : 01-JUN-2009 15:43
End Cal Date : 01-JUN-2009 18:27
Quant Method : ISTD
Target Version : 4.14
Integrator : Falcon
Method file : \\DenSvr03\Public\chem\GCS\GC_D2.i\0601B092.B\8141A-2.m
Last Edit : 02-Jun-2009 14:56 williamst

Compound	0.2000000 Level 1	0.5000000 Level 2	1.0000 Level 3	2.0000 Level 4	3.0000 Level 5	4.0000 Level 6	Curve	Coefficients b	m1	m2	%RSD or R^2
	5.0000 Level 7										
28 Parathion	1.86150	1.47991	1.72712	1.45957	1.66029	1.64400					
	1.55501						AVRG		1.62677		8.73895
29 Merphos-B (Merphos Oxone)	3408	7691	15595	26701	33082	49239					
	64662						LINR	-0.14772	0.28000		0.99170
30 Tetrachlorvinphos (stirophos)	3906	8070	16238	32239	44239	61407					
	78911						WLINR	0.03598	0.84507		0.99259
31 Carbophenothion methyl	4720	12320	26959	53178	73199	94732					
	122931						WLINR	0.04768	1.34902		0.99634
32 Bolstar	9593	19596	35382	65964	83078	110825					
	138615						WLINR	-0.01775	1.50207		0.99851
33 Carbophenothion	7942	19416	32837	62235	82765	117731					
	142830						WLINR	0.01064	1.56119		0.99452
35 Fensulfothion	4587	11142	25744	46394	60970	82824					
	98014						WLINR	0.02816	1.12108		0.99664

Table of Contents

TestAmerica

INITIAL CALIBRATION DATA

Start Cal Date : 01-JUN-2009 15:43
End Cal Date : 01-JUN-2009 18:27
Quant Method : ISTD
Target Version : 4.14
Integrator : Falcon
Method file : \\DenSvr03\Public\chem\GCS\GC_D2.i\0601B092.B\8141A-2.m
Last Edit : 02-Jun-2009 14:56 williamst

Compound	0.2000000 Level 1	0.5000000 Level 2	1.0000 Level 3	2.0000 Level 4	3.0000 Level 5	4.0000 Level 6	5.0000 Level 7	Curve	Coefficients b	m1	m2	%RSD or R^2
37 Phosmet / EPN	8786	24996	48092	99080	125930	167276	206157	WLINR	0.06308	1.15921		0.99826
38 Famphur	4031	12909	25718	52938	68754	98223	117797	WLINR	0.05188	1.32759		0.99632
39 Azinphos-methyl	0.60305	0.93484	0.99481	1.01488	1.07389	1.11117	1.03038	AVRG		0.96614		17.56448
40 Azinphos-ethyl	8968	20809	30353	66775	79417	100881	128315	WLINR	-0.02528	1.40229		0.99652
41 Coumaphos	3039	8275	22560	37422	49665	66322	87642	WLINR	0.04675	0.95235		0.99666
42 Merphos	11242	26196	54162	93628	128614	173924	221739	QUAD	0.01890	0.44806	-0.00686	0.99710
43 Total Demeton	7737	18436	38585	68725	98703	134555	166000	WLINR	0.03381	1.83093		0.99381

Table of Contents

TestAmerica

INITIAL CALIBRATION DATA

Start Cal Date : 01-JUN-2009 15:43
End Cal Date : 01-JUN-2009 18:27
Quant Method : ISTD
Target Version : 4.14
Integrator : Falcon
Method file : \\DenSvr03\Public\chem\GCS\GC_D2.i\0601B092.B\8141A-2.m
Last Edit : 02-Jun-2009 14:56 williamst

Compound	0.2000000 Level 1	0.5000000 Level 2	1.0000 Level 3	2.0000 Level 4	3.0000 Level 5	4.0000 Level 6	5.0000 Level 7	Curve	Coefficients b	m1	m2	%RSD or R^2
$ 3 Chlormefos	10705	26659	49584	94880	135202	172717						
							221539	WLINR	0.02653	2.42358		0.99477
$ 34 Triphenyl phosphate	4832	13138	24734	48259	60042	76270						
							100294	WLINR	0.01316	1.09342		0.99913

Table of Contents

TestAmerica

INITIAL CALIBRATION DATA

Start Cal Date : 01-JUN-2009 15:43
End Cal Date : 01-JUN-2009 18:27
Quant Method : ISTD
Target Version : 4.14
Integrator : Falcon
Method file : \\DenSvr03\Public\chem\GCS\GC_D2.i\0601B092.B\8141A-2.m
Last Edit : 02-Jun-2009 14:56 williamst

Curve	Formula	Units
Averaged	Amt = Rsp/m1	Response
Linear	Amt = b + Rsp/m1	Response
Wt Linear	Amt = b + Rsp/m1	Response
Quad	Amt = b + m1*Rsp + m2*Rsp^2	Response

Table of Contents

-2009 14:57

Calibration History

Method : \\DenSvr03\Public\chem\GCS\GC_D2.i\0601B092.B\8141A-2.m
Start Cal Date: 01-JUN-2009 15:43
End Cal Date : 01-JUN-2009 18:27
Last Cal Level: 1
Last Cal Type : Continuing Calibration

Initial Calibration

Injection Date	Sublist	Calibration File
Cal Level: 1 , Cal Amount: 0.20000		
01-JUN-2009 18:27	8141A	\\DenSvr03\Public\chem\GCS\GC_D2.i\0601B092.B\009F0901.D
Cal Level: 2 , Cal Amount: 0.50000		
01-JUN-2009 18:00	8141A	\\DenSvr03\Public\chem\GCS\GC_D2.i\0601B092.B\008F0801.D
Cal Level: 3 , Cal Amount: 1.00000		
01-JUN-2009 17:33	8141A	\\DenSvr03\Public\chem\GCS\GC_D2.i\0601B092.B\007F0701.D
Cal Level: 4 , Cal Amount: 2.00000		
01-JUN-2009 17:05	8141A	\\DenSvr03\Public\chem\GCS\GC_D2.i\0601B092.B\006F0601.D
Cal Level: 5 , Cal Amount: 3.00000		
01-JUN-2009 16:38	8141A	\\DenSvr03\Public\chem\GCS\GC_D2.i\0601B092.B\005F0501.D
Cal Level: 6 , Cal Amount: 4.00000		
01-JUN-2009 16:10	8141A	\\DenSvr03\Public\chem\GCS\GC_D2.i\0601B092.B\004F0401.D
Cal Level: 7 , Cal Amount: 5.00000		
01-JUN-2009 15:43	8141A	\\DenSvr03\Public\chem\GCS\GC_D2.i\0601B092.B\003F0301.D

Continuing Calibration

LOBAL LEVEL 5

02-JUN-2009 14:28	8141A	\\DenSvr03\Public\chem\GCS\GC_D2.i\0601B092.B\053F5301.D
02-JUN-2009 14:01	8141A	\\DenSvr03\Public\chem\GCS\GC_D2.i\0601B092.B\052F5201.D
02-JUN-2009 09:55	8141A	\\DenSvr03\Public\chem\GCS\GC_D2.i\0601B092.B\043F4301.D
02-JUN-2009 09:27	8141A	\\DenSvr03\Public\chem\GCS\GC_D2.i\0601B092.B\042F4201.D
02-JUN-2009 06:17	8141A	\\DenSvr03\Public\chem\GCS\GC_D2.i\0601B092.B\035F3501.D
02-JUN-2009 05:49	8141A	\\DenSvr03\Public\chem\GCS\GC_D2.i\0601B092.B\034F3401.D
02-JUN-2009 02:39	8141A	\\DenSvr03\Public\chem\GCS\GC_D2.i\0601B092.B\027F2701.D
02-JUN-2009 02:11	8141A	\\DenSvr03\Public\chem\GCS\GC_D2.i\0601B092.B\026F2601.D
01-JUN-2009 18:55	8141A	\\DenSvr03\Public\chem\GCS\GC_D2.i\0601B092.B\010F1001.D
01-JUN-2009 17:05	8141A	\\DenSvr03\Public\chem\GCS\GC_D2.i\0601B092.B\006F0601.D
01-JUN-2009 16:38	8141A	\\DenSvr03\Public\chem\GCS\GC_D2.i\0601B092.B\005F0501.D

\\DenSvr03\Public\chem\GCS\GC_D2.i\0601B091.B/010F1001.D
Report Date: 06/02/2009

CONTINUING CALIBRATION COMPOUNDS
PERCENT DRIFT REPORT

Instrument ID: GC_D2.i
Lab File ID: 010F1001.D
Analysis Type: NONE

Injection Date: 01-JUN-2009 18:55
Lab Sample ID: OPP SS GSV0641
Method File: \\DenSvr03\Public\chem\GCS\GC_D2.

	COMPOUND	EXPECTED CONC.	MEASURED CONC.	%D	MAX %D	
1	o,o,o-TEPT	2.0000	2.0426	2.1	15.0	
2	Dichlorvos	2.0000	1.8413	7.9	15.0	
3	Mevinphos	2.0000	1.7391	13.0	15.0	
4	Chlormefos	2.0000	1.8766	6.2	15.0	
5	Thionazin	2.0000	2.1451	7.3	15.0	
6	Demeton-O	0.6500	1.8068	178.0	15.0	<- ok - see total demeton
7	Ethoprop	2.0000	2.1289	6.4	15.0	
8	Naled	2.0000	1.4202	29.0	15.0	<-
9	Sulfotepp	2.0000	1.9559	2.2	15.0	
10	Phorate	2.0000	2.1133	5.7	15.0	
11	Dimethoate	2.0000	1.9630	1.9	15.0	
12	Demeton-S	1.3600	0.2973	78.1	15.0	<- ok - see total demeton
13	Simazine	2.0000	2.6289	31.4	15.0	<-
14	Atrazine	2.0000	2.0720	3.6	15.0	
15	propazine	2.0000	2.0269	1.3	15.0	
17	Disulfoton	2.0000	2.1323	6.6	15.0	
16	Diazinon	2.0000	2.1610	8.1	15.0	
18	Methyl Parathion	2.0000	2.1123	5.6	15.0	
19	Ronnel	2.0000	2.1721	8.6	15.0	
20	Malathion	2.0000	1.7282	13.6	15.0	
21	Fenthion	2.0000	2.0207	1.0	15.0	
22	Parathion	2.0000	2.0469	2.3	15.0	
23	Chlorpyrifos	2.0000	2.0461	2.3	15.0	
24	Trichloronate	2.0000	1.8986	5.1	15.0	
25	Anilazine	2.0000	2.3178	15.9	15.0	<- NTC
148	Merphos-A (Merphos)	2.0000	0.4913	75.4	999.0	
26	Tetrachlorvinphos (Stirophos)	2.0000	2.0193	1.0	15.0	
28	Tokuthion	2.0000	2.2171	10.9	15.0	
149	Merphos-B (Merphos Oxone)	2.0000	7.5727	278.6	999.0	
29	Carbophenothion-methyl	2.0000	1.4590	27.0	15.0	<-
29	Fensulfothion	2.0000	1.9703	1.5	15.0	
30	Bolstar / Famphur	4.0000	4.4460	11.2	15.0	
32	Carbophenothion	2.0000	1.8774	6.1	15.0	
31	Triphenyl phosphate	2.0000	1.9243	3.8	15.0	
34	Phosmet	2.0000	1.7490	12.5	15.0	
32	EPN	2.0000	2.1139	5.7	15.0	
33	Azinphos-methyl	2.0000	1.8961	5.2	15.0	
35	Azinphos-ethyl	2.0000	2.0020	0.1	15.0	
36	Coumaphos	2.0000	1.8643	6.8	15.0	

r03\Public\chem\GCS\GC_D2.i\0601B091.B/010F1001.D
Report Date: 06/02/2009

CONTINUING CALIBRATION COMPOUNDS
PERCENT DRIFT REPORT

Instrument ID: GC_D2.i
Lab File ID: 010F1001.D
Analysis Type: NONE

Injection Date: 01-JUN-2009 18:55
Lab Sample ID: OPP SS GSV0641
Method File: \\DenSvr03\Public\chem\GCS\GC_D2.

COMPOUND	EXPECTED CONC.	MEASURED CONC.	%D	MAX %D
27 Merphos	2.0000	1.9369	3.2	15.0
40 Total Demeton	2.0000	2.1041	5.2	15.0

Average %D = 21.9

Data File: \\DenSvr03\Public\chem\GCS\GC_D2.i\0601B092.B/010F1001.D
Report Date: 06/02/2009

CONTINUING CALIBRATION COMPOUNDS
PERCENT DRIFT REPORT

Instrument ID: GC_D2.i
Lab File ID: 010F1001.D
Analysis Type: NONE

Injection Date: 01-JUN-2009 18:55
Lab Sample ID: OPP SS GSV0641
Method File: \\DenSvr03\Public\chem\GCS\GC_D2.i\06

	COMPOUND	EXPECTED CONC.	MEASURED CONC.	%D	MAX %D	
1	o,o,o-TEPT	2.0000	2.2202	11.0	15.0	
2	Dichlorvos	2.0000	1.8232	8.8	15.0	
3	Chlormefos	2.0000	1.8958	5.2	15.0	
4	Mevinphos	2.0000	1.8837	5.8	15.0	
5	Demeton-O	0.6500	2.1054	223.9	15.0	<- OK. See total demeton
6	Thionazin	2.0000	2.0963	4.8	15.0	
7	Ethoprop	2.0000	2.1669	8.3	15.0	
8	Phorate	2.0000	2.0191	1.0	15.0	
10	Naled	2.0000	1.2843	35.8	15.0	<-
146	Sulfotepp	2.0000	1.8764	6.2	15.0	
10	Simazine	2.0000	3.4971	74.9	15.0	<-
12	Diazinon	2.0000	2.2247	11.2	15.0	
150	Atrazine	2.0000	2.0099	0.5	15.0	
13	Propazine	2.0000	1.9003	5.0	15.0	
14	Disulfoton	2.0000	1.8537	7.3	15.0	
15	Demeton-S	1.3600	0.1502	89.0	15.0	<- OK see total demeton
16	Dimethoate	2.0000	1.9478	2.6	15.0	
17	Ronnel	2.0000	2.0578	2.9	15.0	
148	Merphos-A (Merphos)	2.0000	0.5737	71.3	999.0	
18	Chlorpyrifos	2.0000	2.1279	6.4	15.0	
19	Fenthion	2.0000	2.0758	3.8	15.0	
20	Trichloronate	2.0000	1.7833	10.8	15.0	
21	Anilazine	2.0000	1.2559	37.2	15.0	<- NTC
23	Methyl Parathion	2.0000	2.0544	2.7	15.0	
24	Malathion	2.0000	1.7500	12.5	15.0	
25	Tokuthion	2.0000	2.0506	2.5	15.0	
26	Parathion	2.0000	2.2808	14.0	15.0	
149	Merphos-B (Merphos Oxone)	2.0000	6.0423	202.1	999.0	
27	Tetrachlorvinphos (stirophos)	2.0000	2.1501	7.5	15.0	
28	Carbophenothion methyl	2.0000	1.4392	28.0	15.0	<-
28	Bolstar	2.0000	2.2704	13.5	15.0	
30	Carbophenothion	2.0000	1.7761	11.2	15.0	
29	Triphenyl phosphate	2.0000	1.8479	7.6	15.0	
30	Fensulfothion	2.0000	2.1401	7.0	15.0	
35	Phosmet / EPN	4.0000	3.8423	3.9	15.0	
33	Famphur	2.0000	1.8043	9.8	15.0	
34	Azinphos-methyl	2.0000	1.7574	12.1	15.0	
35	Azinphos-ethyl	2.0000	1.9058	4.7	15.0	
36	Coumaphos	2.0000	1.9645	1.8	15.0	

Data File: \\DenSvr03\Public\chem\GCS\GC_D2.i\0601B092.B/010F1001.D
Report Date: 06/02/2009

CONTINUING CALIBRATION COMPOUNDS
PERCENT DRIFT REPORT

Instrument ID: GC_D2.i
Lab File ID: 010F1001.D
Analysis Type: NONE

Injection Date: 01-JUN-2009 18:55
Lab Sample ID: OPP SS GSV0641
Method File: \\DenSvr03\Public\chem\GCS\GC_D2.i\06

COMPOUND	EXPECTED CONC.	MEASURED CONC.	%D	MAX %D	
22 Merphos	2.0000	1.6799	16.0	15.0	<-
40 Total Demeton	2.0000	2.2556	12.8	15.0	

Average %D = 24.5

TestAmerica

Data file : \\DenSvr03\Public\chem\GCS\GC_D2.i\0601B091.B\003F0301.D
Lab Smp Id: OPP L7 GSV0634 Client Smp ID: OPP L7 GSV0634
Inj Date : 01-JUN-2009 15:43
Operator : MPK/TLW Inst ID: GC_D2.i
Smp Info : OPP L7 GSV0634
Misc Info : IS - GSV0633-09
Comment :
Method : \\DenSvr03\Public\chem\GCS\GC_D2.i\0601B091.B\8141A-1.m
Meth Date : 02-Jun-2009 14:22 GC_D2.i Quant Type: ISTD
Cal Date : 01-JUN-2009 18:27 Cal File: 009F0901.D
Als bottle: 3 Calibration Sample, Level: 7
Dil Factor: 1.00000
Integrator: Falcon Compound Sublist: 8141A.sub
Target Version: 4.14
Processing Host: DENPC075

	Compounds	RT	EXP RT	REL RT	RESPONSE	AMOUNTS CAL-AMT (ug/mL)	AMOUNTS ON-COL (ug/mL)
	1 o,o,o-TEPT	3.328	3.329	(0.186)	659609	5.00000	4.925
	2 Dichlorvos	4.120	4.122	(0.231)	421087	5.00000	4.922
	3 Mevinphos	5.777	5.780	(0.323)	207620	5.00000	5.057(A)
$	4 Chlormefos	5.875	5.875	(0.329)	494609	5.00000	5.039(A)
	5 Thionazin	7.545	7.547	(0.422)	428428	5.00000	4.958
	6 Demeton-O	7.687	7.689	(0.430)	147181	1.62500	1.709
	7 Ethoprop	7.888	7.890	(0.441)	388305	5.00000	4.952
	8 Naled	8.097	8.099	(0.453)	78773	5.00000	4.899
*	9 Tributylphosphate	8.143	8.148	(1.000)	175679	2.00000	
	10 Sulfotepp	8.482	8.481	(0.475)	541786	5.00000	4.853
	11 Phorate	8.573	8.574	(0.480)	389020	5.00000	4.933
	12 Dimethoate	8.707	8.710	(0.487)	448428	5.00000	4.958
	13 Demeton-S	8.880	8.884	(0.497)	245480	3.40000	3.346
	14 Simazine	8.973	8.974	(0.502)	153550	5.00000	4.893
	15 Atrazine	9.140	9.142	(0.511)	187928	5.00000	5.017(A)
	16 propazine	9.285	9.285	(0.520)	174854	5.00000	5.015(A)
	17 Disulfoton	9.917	9.915	(0.555)	252403	5.00000	5.036(A)
	18 Diazinon	9.942	9.944	(0.556)	447559	5.00000	5.006(A)
	19 Methyl Parathion	10.763	10.767	(0.602)	290947	5.00000	4.953
	20 Ronnel	11.288	11.289	(0.632)	293169	5.00000	5.163(A)
	21 Malathion	11.850	11.850	(0.663)	255991	5.00000	4.868
	22 Fenthion	11.985	11.987	(0.671)	274310	5.00000	5.056(A)
	23 Parathion	12.073	12.075	(0.676)	296846	5.00000	4.951
	24 Chlorpyrifos	12.120	12.120	(0.678)	361479	5.00000	4.903
	25 Trichloronate	12.548	12.550	(0.702)	332750	5.00000	5.026(A)
	26 Anilazine	12.883	12.890	(0.721)	11836	5.00000	4.871
	27 Merphos-A (Merphos)	13.252	13.252	(0.741)	269959	5.00000	4.880
	28 Tetrachlorvinphos (Stirophos)	13.878	13.882	(0.777)	189624	5.00000	5.003(A)
	29 Tokuthion	14.510	14.510	(0.812)	311428	5.00000	5.124(A)
	30 Merphos-B (Merphos Oxone)	14.707	14.710	(0.823)	69434	5.00000	4.923
	31 Carbophenothion-methyl	15.303	15.309	(0.856)	228854	5.00000	5.197(A)
	32 Fensulfothion	15.430	15.440	(0.863)	260658	5.00000	5.046(A)
	33 Bolstar / Famphur	16.098	16.099	(0.901)	522403	10.0000	9.923

	Compounds	RT	EXP RT	REL RT	RESPONSE	AMOUNTS CAL-AMT (ug/mL)	AMOUNTS ON-COL (ug/mL)
	34 Carbophenothion	16.238	16.239	(0.909)	307236	5.00000	5.042(A)
$	35 Triphenyl phosphate	16.747	16.748	(0.937)	218695	5.00000	4.907(A)
	36 Phosmet	17.003	17.007	(0.951)	223946	5.00000	4.971
	37 EPN	17.183	17.184	(0.961)	267908	5.00000	4.999
	38 Azinphos-methyl	17.520	17.524	(0.980)	181562	5.00000	5.068(A)
*	39 TOCP	17.872	17.874	(1.000)	85271	2.00000	
	40 Azinphos-ethyl	17.960	17.965	(1.005)	261710	5.00000	4.886
	41 Coumaphos	18.407	18.410	(1.030)	190826	5.00000	5.008(A)
S	42 Merphos				339393	5.00000	4.903
M	43 Total Demeton				392661	5.00000	5.055

QC Flag Legend

A - Target compound detected but, quantitated amount exceeded maximum amount.

TestAmerica

INTERNAL STANDARD COMPOUNDS
AREA AND RT SUMMARY

Instrument ID: GC_D2.i
Lab File ID: 003F0301.D
Lab Smp Id: OPP L7 GSV0634
Analysis Type: SV
Quant Type: ISTD
Operator: MPK/TLW
Method File: \\DenSvr03\Public\chem\GCS\GC_D2.i\0601B091.B\8141A-1.m
Misc Info: IS - GSV0633-09

Calibration Date: 01-JUN-2009
Calibration Time: 18:55
Client Smp ID: OPP L7 GSV0634
Level:
Sample Type:

COMPOUND	STANDARD	AREA LIMIT LOWER	AREA LIMIT UPPER	SAMPLE	%DIFF
9 Tributylphosphate	205760	102880	411520	175679	-14.62
39 TOCP	127748	63874	255496	85271	-33.25

COMPOUND	STANDARD	RT LIMIT LOWER	RT LIMIT UPPER	SAMPLE	%DIFF
9 Tributylphosphate	8.16	7.66	8.66	8.14	-0.15
39 TOCP	17.87	17.37	18.37	17.87	-0.01

AREA UPPER LIMIT = +100% of internal standard area.
AREA LOWER LIMIT = - 50% of internal standard area.
RT UPPER LIMIT = + 0.50 minutes of internal standard RT.
RT LOWER LIMIT = - 0.50 minutes of internal standard RT.

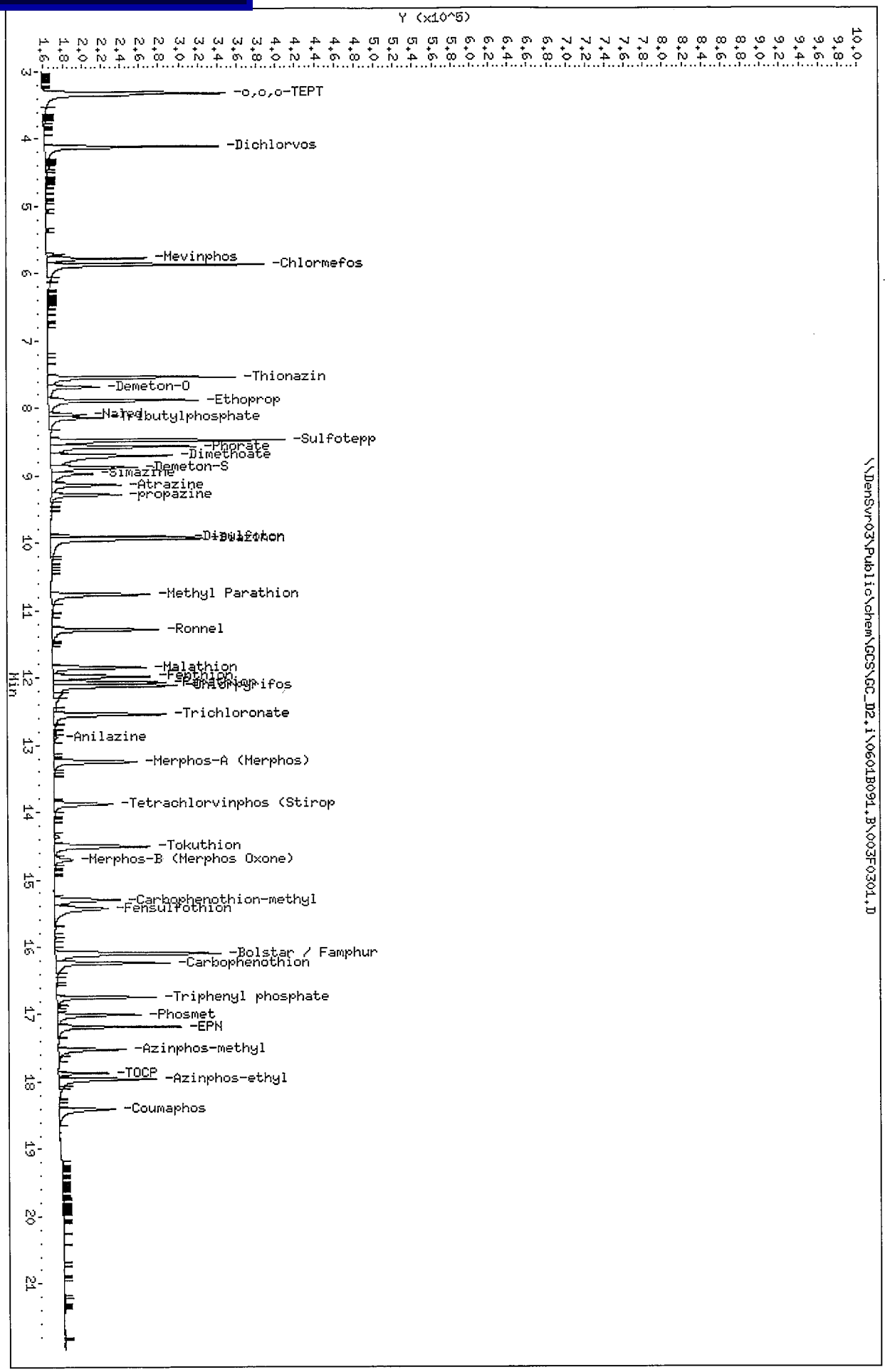

Data File: \\DenSvr03\Public\chem\GCS\GC_D2.i\0601B091.B\003F0301.D

Date : 01-JUN-2009 15:43

Client ID: OPP L7 GSV0634

Sample Info: OPP L7 GSV0634

Column phase: RTx-1MS

Instrument: GC_D2.i

Operator: MPK/TLW

Column diameter: 0.32

TestAmerica

Data file : \\DenSvr03\Public\chem\GCS\GC_D2.i\0601B091.B\004F0401.D
Lab Smp Id: OPP L6 GSV0636 Client Smp ID: OPP L6 GSV0636
Inj Date : 01-JUN-2009 16:10
Operator : MPK/TLW Inst ID: GC_D2.i
Smp Info : OPP L6 GSV0636
Misc Info : IS - GSV0633-09
Comment :
Method : \\DenSvr03\Public\chem\GCS\GC_D2.i\0601B091.B\8141A-1.m
Meth Date : 02-Jun-2009 14:22 GC_D2.i Quant Type: ISTD
Cal Date : 01-JUN-2009 15:43 Cal File: 003F0301.D
Als bottle: 4 Calibration Sample, Level: 6
Dil Factor: 1.00000
Integrator: Falcon Compound Sublist: 8141A.sub
Target Version: 4.14
Processing Host: DENPC075

	Compounds	RT	EXP RT	REL RT	RESPONSE	AMOUNTS CAL-AMT (ug/mL)	AMOUNTS ON-COL (ug/mL)
	1 o,o,o-TEPT	3.327	3.329	(0.186)	520167	4.00000	4.154
	2 Dichlorvos	4.120	4.122	(0.231)	339268	4.00000	4.241
	3 Mevinphos	5.779	5.780	(0.323)	159524	4.00000	4.168
$	4 Chlormefos	5.875	5.875	(0.329)	376100	4.00000	4.104
	5 Thionazin	7.545	7.547	(0.422)	334198	4.00000	4.142
	6 Demeton-O	7.687	7.689	(0.430)	103339	1.30000	1.281
	7 Ethoprop	7.889	7.890	(0.441)	302323	4.00000	4.129
	8 Naled	8.097	8.099	(0.453)	56665	4.00000	4.170
*	9 Tributylphosphate	8.145	8.148	(1.000)	154209	2.00000	
	10 Sulfotepp	8.482	8.481	(0.475)	431743	4.00000	4.132
	11 Phorate	8.574	8.574	(0.480)	304192	4.00000	4.128
	12 Dimethoate	8.709	8.710	(0.487)	345027	4.00000	4.143
	13 Demeton-S	8.882	8.884	(0.497)	193614	2.72000	2.822
	14 Simazine	8.974	8.974	(0.502)	119362	4.00000	4.098
	15 Atrazine	9.140	9.142	(0.511)	145173	4.00000	4.157
	16 propazine	9.285	9.285	(0.520)	136233	4.00000	4.180
	17 Disulfoton	9.914	9.915	(0.555)	185136	4.00000	3.962
	18 Diazinon	9.942	9.944	(0.556)	346797	4.00000	4.140
	19 Methyl Parathion	10.765	10.767	(0.602)	226341	4.00000	4.135
	20 Ronnel	11.287	11.289	(0.632)	230211	4.00000	4.340
	21 Malathion	11.850	11.850	(0.663)	201919	4.00000	4.108
	22 Fenthion	11.985	11.987	(0.671)	215047	4.00000	4.246
	23 Parathion	12.075	12.075	(0.676)	228921	4.00000	4.120
	24 Chlorpyrifos	12.120	12.120	(0.678)	285395	4.00000	4.117
	25 Trichloronate	12.549	12.550	(0.702)	254932	4.00000	4.123
	26 Anilazine	12.885	12.890	(0.721)	8330	4.00000	4.212
	27 Merphos-A (Merphos)	13.252	13.252	(0.742)	212682	4.00000	4.112
	28 Tetrachlorvinphos (Stirophos)	13.880	13.882	(0.777)	145307	4.00000	4.119
	29 Tokuthion	14.509	14.510	(0.812)	240239	4.00000	4.223
	30 Merphos-B (Merphos Oxone)	14.709	14.710	(0.823)	52849	4.00000	4.018
	31 Carbophenothion-methyl	15.304	15.309	(0.856)	175270	4.00000	4.275
	32 Fensulfothion	15.434	15.440	(0.864)	193829	4.00000	4.087
	33 Bolstar / Famphur	16.099	16.099	(0.901)	412125	8.00000	8.374

	Compounds	RT	EXP RT	REL RT	RESPONSE	AMOUNTS CAL-AMT (ug/mL)	AMOUNTS ON-COL (ug/mL)
	34 Carbophenothion	16.239	16.239	(0.909)	241347	4.00000	4.236
$	35 Triphenyl phosphate	16.749	16.748	(0.937)	174367	4.00000	4.181(A)
	36 Phosmet	17.007	17.007	(0.952)	173920	4.00000	4.150
	37 EPN	17.185	17.184	(0.962)	214807	4.00000	4.287
	38 Azinphos-methyl	17.520	17.524	(0.980)	137277	4.00000	4.131
*	39 TOCP	17.872	17.874	(1.000)	79854	2.00000	
	40 Azinphos-ethyl	17.962	17.965	(1.005)	205523	4.00000	4.097
	41 Coumaphos	18.407	18.410	(1.030)	145749	4.00000	4.113
S	42 Merphos				265531	4.00000	4.103
M	43 Total Demeton				296953	4.00000	4.103

QC Flag Legend

A - Target compound detected but, quantitated amount exceeded maximum amount.

TestAmerica

INTERNAL STANDARD COMPOUNDS
AREA AND RT SUMMARY

Instrument ID: GC_D2.i
Lab File ID: 004F0401.D
Lab Smp Id: OPP L6 GSV0636
Analysis Type: SV
Quant Type: ISTD
Operator: MPK/TLW
Method File: \\DenSvr03\Public\chem\GCS\GC_D2.i\0601B091.B\8141A-1.m
Misc Info: IS - GSV0633-09

Calibration Date: 01-JUN-2009
Calibration Time: 18:55
Client Smp ID: OPP L6 GSV0636
Level:
Sample Type:

COMPOUND	STANDARD	AREA LIMIT LOWER	AREA LIMIT UPPER	SAMPLE	%DIFF
9 Tributylphosphate	205760	102880	411520	154209	-25.05
39 TOCP	127748	63874	255496	79854	-37.49

COMPOUND	STANDARD	RT LIMIT LOWER	RT LIMIT UPPER	SAMPLE	%DIFF
9 Tributylphosphate	8.16	7.66	8.66	8.15	-0.13
39 TOCP	17.87	17.37	18.37	17.87	-0.01

AREA UPPER LIMIT = +100% of internal standard area.
AREA LOWER LIMIT = - 50% of internal standard area.
RT UPPER LIMIT = + 0.50 minutes of internal standard RT.
RT LOWER LIMIT = - 0.50 minutes of internal standard RT.

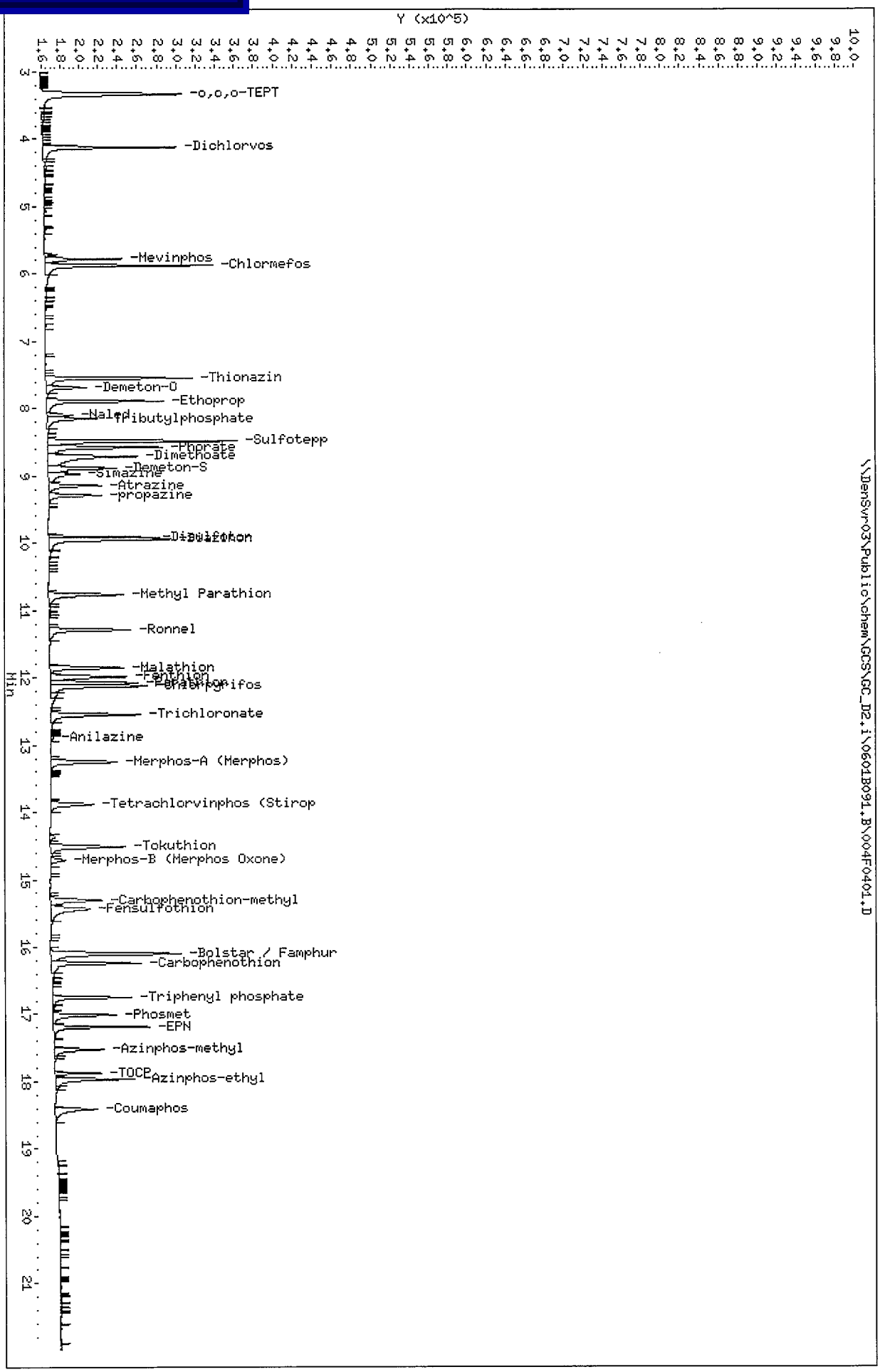

Data File: \\DenSvr03\Public\chem\GCS\GC_D2.i\0601B091.B\004F0401.D
Date : 01-JUN-2009 16:10
Client ID: OPP L6 GSV0636
Sample Info: OPP L6 GSV0636
Column phase: RTx-1MS
Instrument: GC_D2.i
Operator: MPK/TLW
Column diameter: 0.32

TestAmerica

Data file : \\DenSvr03\Public\chem\GCS\GC_D2.i\0601B091.B\005F0501.D
Lab Smp Id: OPP L5 GSV0635 Client Smp ID: OPP L5 GSV0635
Inj Date : 01-JUN-2009 16:38
Operator : MPK/TLW Inst ID: GC_D2.i
Smp Info : OPP L5 GSV0635
Misc Info : IS - GSV0633-09
Comment :
Method : \\DenSvr03\Public\chem\GCS\GC_D2.i\0601B091.B\8141A-1.m
Meth Date : 02-Jun-2009 14:22 GC_D2.i Quant Type: ISTD
Cal Date : 01-JUN-2009 16:10 Cal File: 004F0401.D
Als bottle: 5 Calibration Sample, Level: 5
Dil Factor: 1.00000
Integrator: Falcon Compound Sublist: 8141A.sub
Target Version: 4.14
Processing Host: DENPC075

	Compounds	RT	EXP RT	REL RT	RESPONSE	AMOUNTS CAL-AMT (ug/mL)	AMOUNTS ON-COL (ug/mL)
	1 o,o,o-TEPT	3.328	3.329	(0.186)	366581	3.00000	2.971
	2 Dichlorvos	4.121	4.122	(0.231)	239683	3.00000	3.040
	3 Mevinphos	5.780	5.780	(0.323)	112877	3.00000	3.012
$	4 Chlormefos	5.875	5.875	(0.329)	279317	3.00000	3.096
	5 Thionazin	7.546	7.547	(0.422)	245618	3.00000	3.095
	6 Demeton-O	7.688	7.689	(0.430)	79414	0.97500	0.9943
	7 Ethoprop	7.890	7.890	(0.441)	226948	3.00000	3.149
	8 Naled	8.098	8.099	(0.453)	35381	3.00000	3.053
*	9 Tributylphosphate	8.148	8.148	(1.000)	145479	2.00000	
	10 Sulfotepp	8.481	8.481	(0.475)	325044	3.00000	3.146
	11 Phorate	8.575	8.574	(0.480)	229149	3.00000	3.155
	12 Dimethoate	8.710	8.710	(0.487)	245562	3.00000	3.089
	13 Demeton-S	8.883	8.884	(0.497)	146452	2.04000	2.162
	14 Simazine	8.973	8.974	(0.502)	90937	3.00000	3.205
	15 Atrazine	9.141	9.142	(0.511)	106801	3.00000	3.116
	16 propazine	9.285	9.285	(0.519)	99774	3.00000	3.105
	17 Disulfoton	9.915	9.915	(0.555)	149108	3.00000	3.239
	18 Diazinon	9.943	9.944	(0.556)	254882	3.00000	3.071
	19 Methyl Parathion	10.766	10.767	(0.602)	169639	3.00000	3.160
	20 Ronnel	11.288	11.289	(0.632)	162866	3.00000	3.121
	21 Malathion	11.850	11.850	(0.663)	154862	3.00000	3.194
	22 Fenthion	11.986	11.987	(0.671)	160885	3.00000	3.230
	23 Parathion	12.075	12.075	(0.676)	169906	3.00000	3.150
	24 Chlorpyrifos	12.120	12.120	(0.678)	220357	3.00000	3.189
	25 Trichloronate	12.550	12.550	(0.702)	190340	3.00000	3.127
	26 Anilazine	12.890	12.890	(0.721)	1134	3.00000	2.492
	27 Merphos-A (Merphos)	13.251	13.252	(0.741)	162377	3.00000	3.182
	28 Tetrachlorvinphos (Stirophos)	13.881	13.882	(0.777)	108330	3.00000	3.137
	29 Tokuthion	14.510	14.510	(0.812)	183717	3.00000	3.267
	30 Merphos-B (Merphos Oxone)	14.710	14.710	(0.823)	41772	3.00000	3.227
	31 Carbophenothion-methyl	15.308	15.309	(0.856)	129024	3.00000	3.214
	32 Fensulfothion	15.440	15.440	(0.864)	136682	3.00000	3.023
	33 Bolstar / Famphur	16.098	16.099	(0.901)	309581	6.00000	6.378

		Compounds	RT	EXP RT	REL RT	RESPONSE	AMOUNTS CAL-AMT (ug/mL)	AMOUNTS ON-COL (ug/mL)
	34	Carbophenothion	16.240	16.239	(0.909)	182655	3.00000	3.249
$	35	Triphenyl phosphate	16.748	16.748	(0.937)	129313	3.00000	3.138(A)
	36	Phosmet	17.006	17.007	(0.952)	125284	3.00000	3.065
	37	EPN	17.185	17.184	(0.961)	152365	3.00000	3.087
	38	Azinphos-methyl	17.523	17.524	(0.980)	98342	3.00000	3.046
*	39	TOCP	17.873	17.874	(1.000)	79034	2.00000	
	40	Azinphos-ethyl	17.965	17.965	(1.005)	154219	3.00000	3.106
	41	Coumaphos	18.410	18.410	(1.030)	107829	3.00000	3.114
S	42	Merphos				204149	3.00000	3.196
M	43	Total Demeton				225866	3.00000	3.156

QC Flag Legend

A - Target compound detected but, quantitated amount exceeded maximum amount.

TestAmerica

INTERNAL STANDARD COMPOUNDS
AREA AND RT SUMMARY

Instrument ID: GC_D2.i
Lab File ID: 005F0501.D
Lab Smp Id: OPP L5 GSV0635
Analysis Type: SV
Quant Type: ISTD
Operator: MPK/TLW
Method File: \\DenSvr03\Public\chem\GCS\GC_D2.i\0601B091.B\8141A-1.m
Misc Info: IS - GSV0633-09

Calibration Date: 01-JUN-2009
Calibration Time: 18:55
Client Smp ID: OPP L5 GSV0635
Level:
Sample Type:

COMPOUND	STANDARD	AREA LIMIT LOWER	AREA LIMIT UPPER	SAMPLE	%DIFF
9 Tributylphosphate	205760	102880	411520	145479	-29.30
39 TOCP	127748	63874	255496	79034	-38.13

COMPOUND	STANDARD	RT LIMIT LOWER	RT LIMIT UPPER	SAMPLE	%DIFF
9 Tributylphosphate	8.16	7.66	8.66	8.15	-0.09
39 TOCP	17.87	17.37	18.37	17.87	-0.00

AREA UPPER LIMIT = +100% of internal standard area.
AREA LOWER LIMIT = - 50% of internal standard area.
RT UPPER LIMIT = + 0.50 minutes of internal standard RT.
RT LOWER LIMIT = - 0.50 minutes of internal standard RT.

Data File: \\DenSvr03\Public\chem\GCS\GC_D2.i\0601B091.B\005F0501.D
Date : 01-JUN-2009 16:38
Client ID: OPP L5 GSV0635
Sample Info: OPP L5 GSV0635

Instrument: GC_D2.i
Operator: MPK/TLW
Column diameter: 0.32

Column phase: RTx-1MS

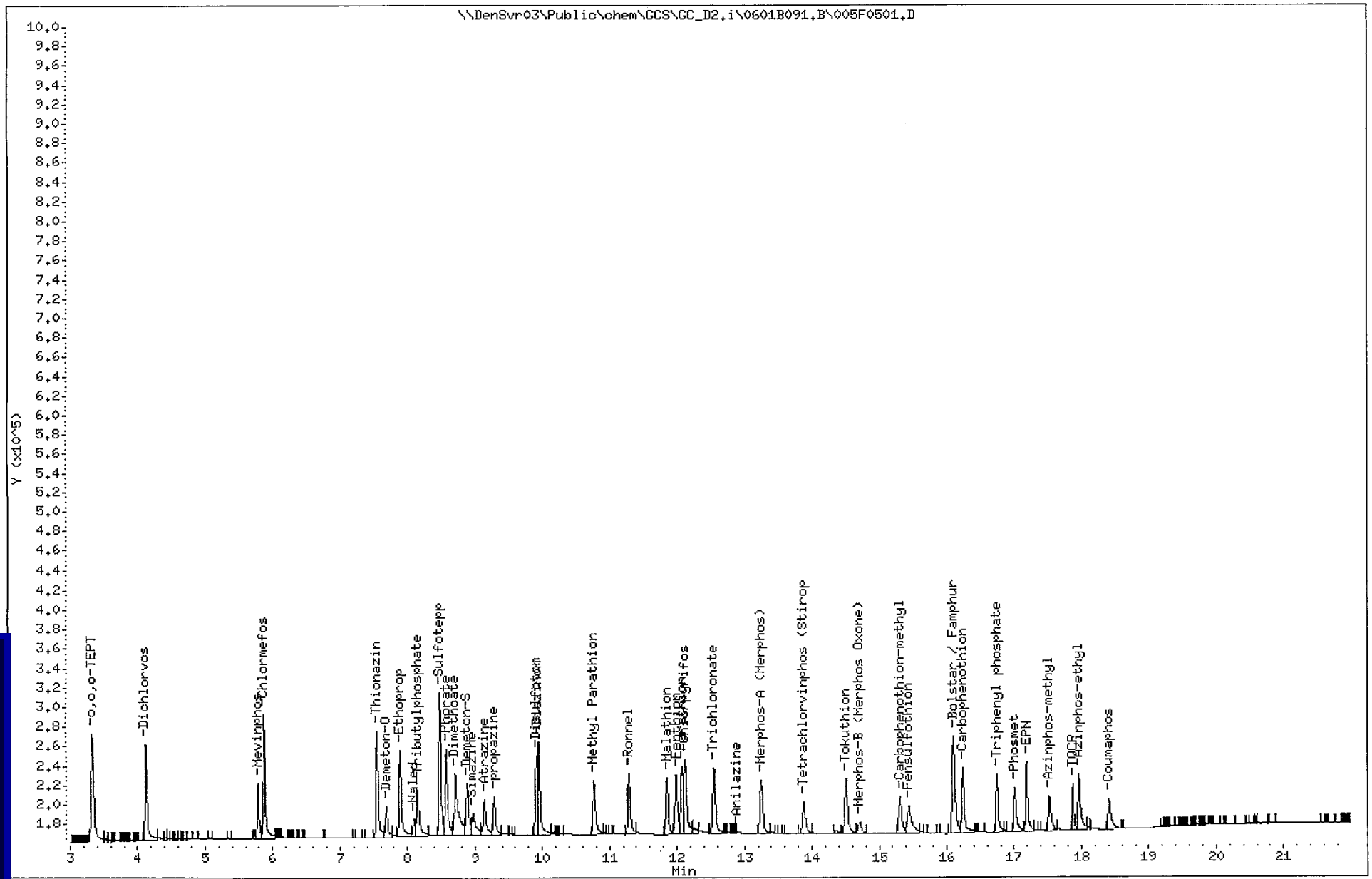

TestAmerica

Table of Contents

TestAmerica

Data file : \\DenSvr03\Public\chem\GCS\GC_D2.i\0601B091.B\006F0601.D
Lab Smp Id: OPP L4 GSV0637 Client Smp ID: OPP L4 GSV0637
Inj Date : 01-JUN-2009 17:05
Operator : MPK/TLW Inst ID: GC_D2.i
Smp Info : OPP L4 GSV0637
Misc Info : IS - GSV0633-09
Comment :
Method : \\DenSvr03\Public\chem\GCS\GC_D2.i\0601B091.B\8141A-1.m
Meth Date : 02-Jun-2009 14:22 GC_D2.i Quant Type: ISTD
Cal Date : 01-JUN-2009 16:38 Cal File: 005F0501.D
Als bottle: 6 Calibration Sample, Level: 4
Dil Factor: 1.00000
Integrator: Falcon Compound Sublist: 8141A.sub
Target Version: 4.14
Processing Host: DENPC075

	Compounds	RT	EXP RT	REL RT	RESPONSE	AMOUNTS CAL-AMT (ug/mL)	AMOUNTS ON-COL (ug/mL)
1	o,o,o-TEPT	3.328	3.329	(0.186)	313679	2.00000	1.948
2	Dichlorvos	4.121	4.122	(0.231)	186756	2.00000	1.820
3	Mevinphos	5.781	5.780	(0.323)	85557	2.00000	1.783
$ 4	Chlormefos	5.875	5.875	(0.329)	208085	2.00000	1.783
5	Thionazin	7.548	7.547	(0.422)	184713	2.00000	1.802
6	Demeton-O	7.688	7.689	(0.430)	56686	0.65000	0.5392
7	Ethoprop	7.891	7.890	(0.442)	161743	2.00000	1.740
8	Naled	8.100	8.099	(0.453)	19799	2.00000	1.718
* 9	Tributylphosphate	8.150	8.148	(1.000)	154190	2.00000	
10	Sulfotepp	8.481	8.481	(0.475)	247622	2.00000	1.829
11	Phorate	8.575	8.574	(0.480)	164098	2.00000	1.743
12	Dimethoate	8.715	8.710	(0.488)	158216	2.00000	1.713
13	Demeton-S	8.886	8.884	(0.497)	102174	1.36000	1.158
14	Simazine	8.975	8.974	(0.502)	54858	2.00000	1.588
15	Atrazine	9.143	9.142	(0.512)	73783	2.00000	1.686
16	propazine	9.288	9.285	(0.520)	70674	2.00000	1.694
17	Disulfoton	9.916	9.915	(0.555)	105031	2.00000	1.773
18	Diazinon	9.945	9.944	(0.556)	190652	2.00000	1.741
19	Methyl Parathion	10.770	10.767	(0.603)	119715	2.00000	1.752
20	Ronnel	11.290	11.289	(0.632)	116860	2.00000	1.733
21	Malathion	11.851	11.850	(0.663)	110889	2.00000	1.761
22	Fenthion	11.988	11.987	(0.671)	111770	2.00000	1.746
23	Parathion	12.076	12.075	(0.676)	111874	2.00000	1.698
24	Chlorpyrifos	12.120	12.120	(0.678)	159105	2.00000	1.703
25	Trichloronate	12.551	12.550	(0.702)	132216	2.00000	1.682
26	Anilazine	12.891	12.890	(0.721)	359	2.00000	2.284
27	Merphos-A (Merphos)	13.251	13.252	(0.741)	118133	2.00000	1.780
28	Tetrachlorvinphos (Stirophos)	13.885	13.882	(0.777)	76550	2.00000	1.750
29	Tokuthion	14.513	14.510	(0.812)	131318	2.00000	1.782
30	Merphos-B (Merphos Oxone)	14.711	14.710	(0.823)	29525	2.00000	1.776
31	Carbophenothion-methyl	15.313	15.309	(0.857)	92458	2.00000	1.814
32	Fensulfothion	15.446	15.440	(0.864)	97316	2.00000	1.814
33	Bolstar / Famphur	16.098	16.099	(0.901)	237118	4.00000	3.753

	Compounds	RT	EXP RT	REL RT	RESPONSE	AMOUNTS CAL-AMT (ug/mL)	AMOUNTS ON-COL (ug/mL)
	34 Carbophenothion	16.241	16.239	(0.909)	135674	2.00000	1.854
$	35 Triphenyl phosphate	16.750	16.748	(0.937)	102613	2.00000	1.901
	36 Phosmet	17.010	17.007	(0.952)	95148	2.00000	1.839
	37 EPN	17.186	17.184	(0.962)	119460	2.00000	1.861
	38 Azinphos-methyl	17.526	17.524	(0.981)	72986	2.00000	1.808
*	39 TOCP	17.873	17.874	(1.000)	103932	2.00000	
	40 Azinphos-ethyl	17.968	17.965	(1.005)	126741	2.00000	1.942
	41 Coumaphos	18.413	18.410	(1.030)	80627	2.00000	1.837
S	42 Merphos				147658	2.00000	1.775
M	43 Total Demeton				158860	2.00000	1.697

TestAmerica

INTERNAL STANDARD COMPOUNDS
AREA AND RT SUMMARY

Instrument ID: GC_D2.i
Lab File ID: 006F0601.D
Lab Smp Id: OPP L4 GSV0637
Analysis Type: SV
Quant Type: ISTD
Operator: MPK/TLW
Method File: \\DenSvr03\Public\chem\GCS\GC_D2.i\0601B091.B\8141A-1.m
Misc Info: IS - GSV0633-09

Calibration Date: 01-JUN-2009
Calibration Time: 17:05
Client Smp ID: OPP L4 GSV0637
Level:
Sample Type:

COMPOUND	STANDARD	AREA LIMIT LOWER	AREA LIMIT UPPER	SAMPLE	%DIFF
9 Tributylphosphate	154190	77095	308380	154190	0.00
39 TOCP	103932	51966	207864	103932	0.00

COMPOUND	STANDARD	RT LIMIT LOWER	RT LIMIT UPPER	SAMPLE	%DIFF
9 Tributylphosphate	8.15	7.65	8.65	8.15	0.00
39 TOCP	17.87	17.37	18.37	17.87	0.00

AREA UPPER LIMIT = +100% of internal standard area.
AREA LOWER LIMIT = - 50% of internal standard area.
RT UPPER LIMIT = + 0.50 minutes of internal standard RT.
RT LOWER LIMIT = - 0.50 minutes of internal standard RT.


Data File: \\DenSvr03\Public\chem\GCS\GC_D2.i\0601B091.B\006F0601.D
Date : 01-JUN-2009 17:05
Client ID: OPP L4 GSW0637
Sample Info: OPP L4 GSW0637
Column phase: RTx-1MS
Instrument: GC_D2.i
Operator: MPK/TLW
Column diameter: 0.32
Page 4
Y (x10^5)
\\DenSvr03\Public\chem\GCS\GC_D2.i\0601B091.B\006F0601.D
Min
-o,o,o-TEPT
-Dichlorvos
-Mevinphos
-Chlormefos
-Thionazin
-Demeton-O
-Ethoprop
-Naled
Tributylphosphate
-Sulfotepp
-Phorate
-Dimethoate
-Demeton-S
-Simazine
-Atrazine
-propazine
-Diazinon
-Methyl Parathion
-Ronnel
-Malathion
-Fenthion
-Trichloronate
Anilazine
-Merphos-A (Merphos)
-Tetrachlorvinphos (Stirop
-Tokuthion
-Merphos-B (Merphos Oxone)
-Carbophenothion-methyl
-Fensulfothion
-Bolstar / Famphur
-Carbophenothion
-Triphenyl phosphate
-Phosmet
-EPN
-Azinphos-methyl
-TOCP
-Azinphos-ethyl
-Coumaphos

Data File: 007F0701.D
Report Date: 02-Jun-2009 14:22

TestAmerica

Data file : \\DenSvr03\Public\chem\GCS\GC_D2.i\0601B091.B\007F0701.D
Lab Smp Id: OPP L3 GSV0638 Client Smp ID: OPP L3 GSV0638
Inj Date : 01-JUN-2009 17:33
Operator : MPK/TLW Inst ID: GC_D2.i
Smp Info : OPP L3 GSV0638
Misc Info : IS - GSV0633-09
Comment :
Method : \\DenSvr03\Public\chem\GCS\GC_D2.i\0601B091.B\8141A-1.m
Meth Date : 02-Jun-2009 14:22 GC_D2.i Quant Type: ISTD
Cal Date : 01-JUN-2009 17:05 Cal File: 006F0601.D
Als bottle: 7 Calibration Sample, Level: 3
Dil Factor: 1.00000
Integrator: Falcon Compound Sublist: 8141A.sub
Target Version: 4.14
Processing Host: DENPC075

	Compounds	RT	EXP RT	REL RT	RESPONSE	AMOUNTS CAL-AMT (ug/mL)	AMOUNTS ON-COL (ug/mL)
	1 o,o,o-TEPT	3.327	3.329	(0.186)	165649	1.00000	0.9917
	2 Dichlorvos	4.122	4.122	(0.231)	96449	1.00000	0.9098
	3 Mevinphos	5.784	5.780	(0.324)	43022	1.00000	0.9029
$	4 Chlormefos	5.874	5.875	(0.329)	108798	1.00000	0.9126
	5 Thionazin	7.549	7.547	(0.422)	99563	1.00000	0.9514
	6 Demeton-O	7.689	7.689	(0.430)	35976	0.32500	0.3221
	7 Ethoprop	7.894	7.890	(0.442)	92496	1.00000	0.9705
	8 Naled	8.102	8.099	(0.453)	7736	1.00000	1.012
*	9 Tributylphosphate	8.154	8.148	(1.000)	171698	2.00000	
	10 Sulfotepp	8.482	8.481	(0.475)	144853	1.00000	1.015
	11 Phorate	8.576	8.574	(0.480)	97616	1.00000	1.001
	12 Dimethoate	8.731	8.710	(0.488)	77280	1.00000	0.9995
	13 Demeton-S	8.891	8.884	(0.497)	62155	0.68000	0.6737
	14 Simazine	8.984	8.974	(0.503)	35892	1.00000	1.062
	15 Atrazine	9.149	9.142	(0.512)	42131	1.00000	0.9551
	16 propazine	9.292	9.285	(0.520)	40438	1.00000	0.9343
	17 Disulfoton	9.917	9.915	(0.555)	56430	1.00000	0.9375
	18 Diazinon	9.946	9.944	(0.556)	114023	1.00000	0.9757
	19 Methyl Parathion	10.774	10.767	(0.603)	63188	1.00000	0.9316
	20 Ronnel	11.292	11.289	(0.632)	66387	1.00000	0.9582
	21 Malathion	11.854	11.850	(0.663)	65967	1.00000	1.009
	22 Fenthion	11.991	11.987	(0.671)	64045	1.00000	0.9810
	23 Parathion	12.086	12.075	(0.676)	57036	1.00000	0.9410
	24 Chlorpyrifos	12.124	12.120	(0.678)	106025	1.00000	1.030
	25 Trichloronate	12.554	12.550	(0.702)	77007	1.00000	0.9528
	26 Anilazine	Compound Not Detected.					
	27 Merphos-A (Merphos)	13.254	13.252	(0.741)	69019	1.00000	1.000
	28 Tetrachlorvinphos (Stirophos)	13.894	13.882	(0.777)	40195	1.00000	0.9362
	29 Tokuthion	14.516	14.510	(0.812)	73111	1.00000	0.9425
	30 Merphos-B (Merphos Oxone)	14.714	14.710	(0.823)	14464	1.00000	0.8682(M)
	31 Carbophenothion-methyl	15.316	15.309	(0.857)	45848	1.00000	0.9200
	32 Fensulfothion	15.452	15.440	(0.864)	40870	1.00000	0.9512
	33 Bolstar / Famphur	16.102	16.099	(0.901)	126299	2.00000	1.930

	Compounds	RT	EXP RT	REL RT	RESPONSE	AMOUNTS CAL-AMT (ug/mL)	AMOUNTS ON-COL (ug/mL)
	34 Carbophenothion	16.242	16.239	(0.909)	69204	1.00000	0.9139
$	35 Triphenyl phosphate	16.752	16.748	(0.937)	56433	1.00000	0.9950
	36 Phosmet	17.017	17.007	(0.952)	47978	1.00000	0.9590
	37 EPN	17.189	17.184	(0.962)	64157	1.00000	0.9676
	38 Azinphos-methyl	17.531	17.524	(0.981)	33423	1.00000	0.8963
*	39 TOCP	17.876	17.874	(1.000)	110282	2.00000	
	40 Azinphos-ethyl	17.974	17.965	(1.006)	65388	1.00000	0.9444
	41 Coumaphos	18.417	18.410	(1.030)	37156	1.00000	0.8850
S	42 Merphos				83483	1.00000	0.9639
M	43 Total Demeton				98131	1.00000	0.9958

QC Flag Legend

M - Compound response manually integrated.

TestAmerica

INTERNAL STANDARD COMPOUNDS
AREA AND RT SUMMARY

Instrument ID: GC_D2.i
Lab File ID: 007F0701.D
Lab Smp Id: OPP L3 GSV0638
Analysis Type: SV
Quant Type: ISTD
Operator: MPK/TLW
Method File: \\DenSvr03\Public\chem\GCS\GC_D2.i\0601B091.B\8141A-1.m
Misc Info: IS - GSV0633-09

Calibration Date: 01-JUN-2009
Calibration Time: 17:05
Client Smp ID: OPP L3 GSV0638
Level:
Sample Type:

COMPOUND	STANDARD	AREA LIMIT LOWER	AREA LIMIT UPPER	SAMPLE	%DIFF
9 Tributylphosphate	154190	77095	308380	171698	11.35
39 TOCP	103932	51966	207864	110282	6.11

COMPOUND	STANDARD	RT LIMIT LOWER	RT LIMIT UPPER	SAMPLE	%DIFF
9 Tributylphosphate	8.15	7.65	8.65	8.15	0.05
39 TOCP	17.87	17.37	18.37	17.88	0.02

AREA UPPER LIMIT = +100% of internal standard area.
AREA LOWER LIMIT = - 50% of internal standard area.
RT UPPER LIMIT = + 0.50 minutes of internal standard RT.
RT LOWER LIMIT = - 0.50 minutes of internal standard RT.

Data File: \\DenSvr03\Public\chem\GCS\GC_D2.i\0601B091.B\007F0701.D
Date : 01-JUN-2009 17:33
Client ID: OPP L3 GSV0638
Sample Info: OPP L3 GSV0638

Instrument: GC_D2.i

Operator: MPK/TLW
Column diameter: 0.32

Column phase: RTx-1MS

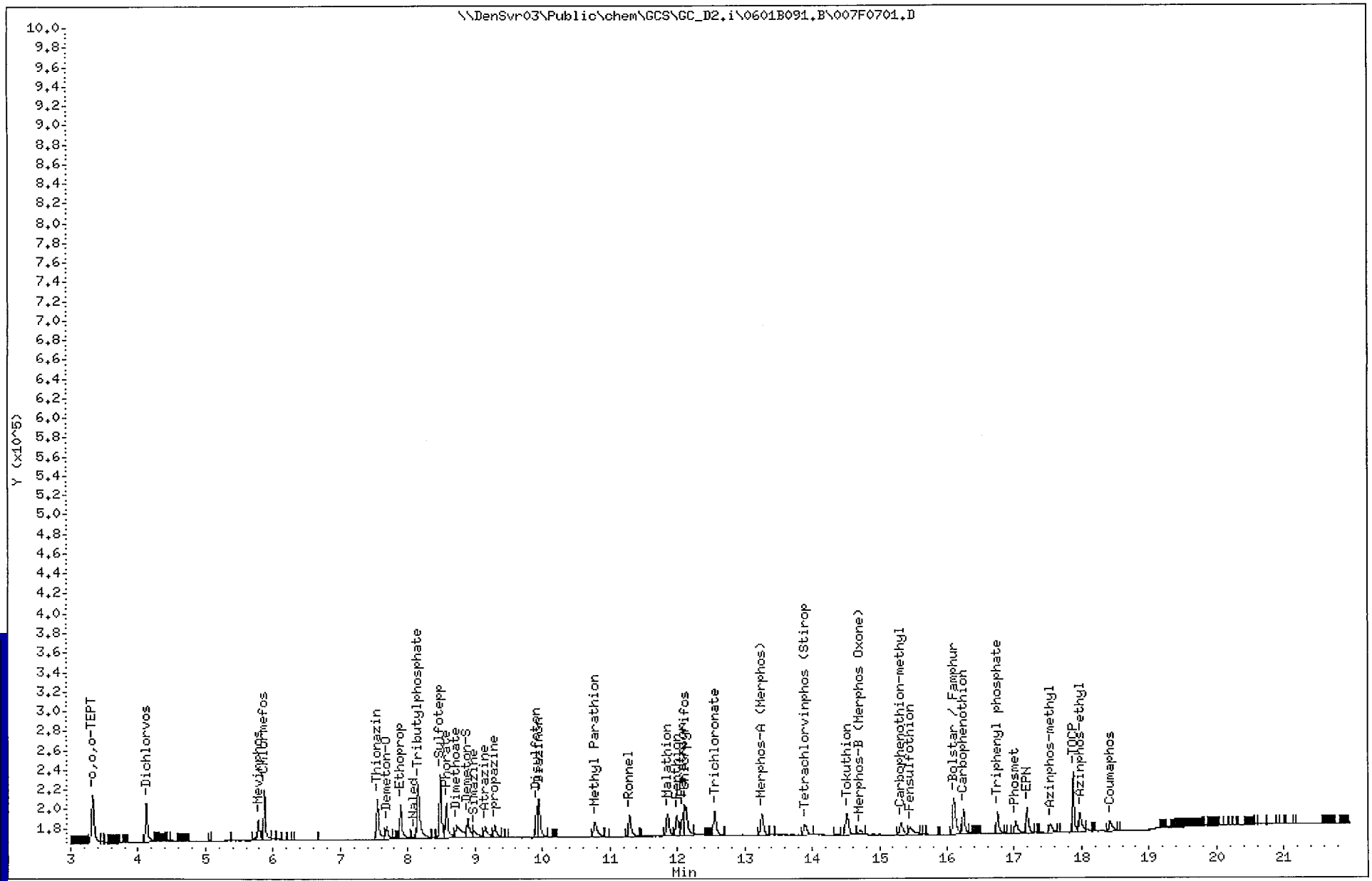

Table of Contents

TestAmerica

Data File Name: 007F0701.D
Inj. Date and Time: 01-JUN-2009 17:33
Instrument ID: GC_D2.i
Client ID: OPP L3 GSV0638
Compound Name: Merphos-B (Merphos Oxone)
CAS #:

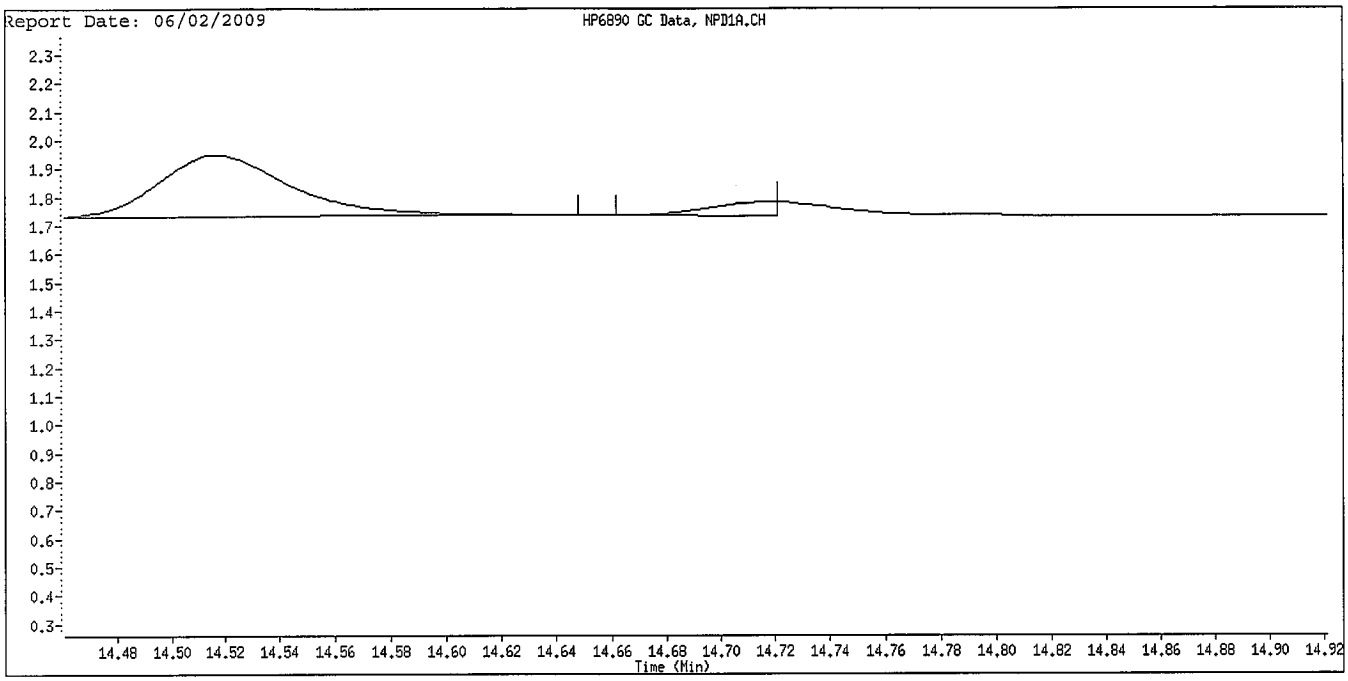

Original Integration

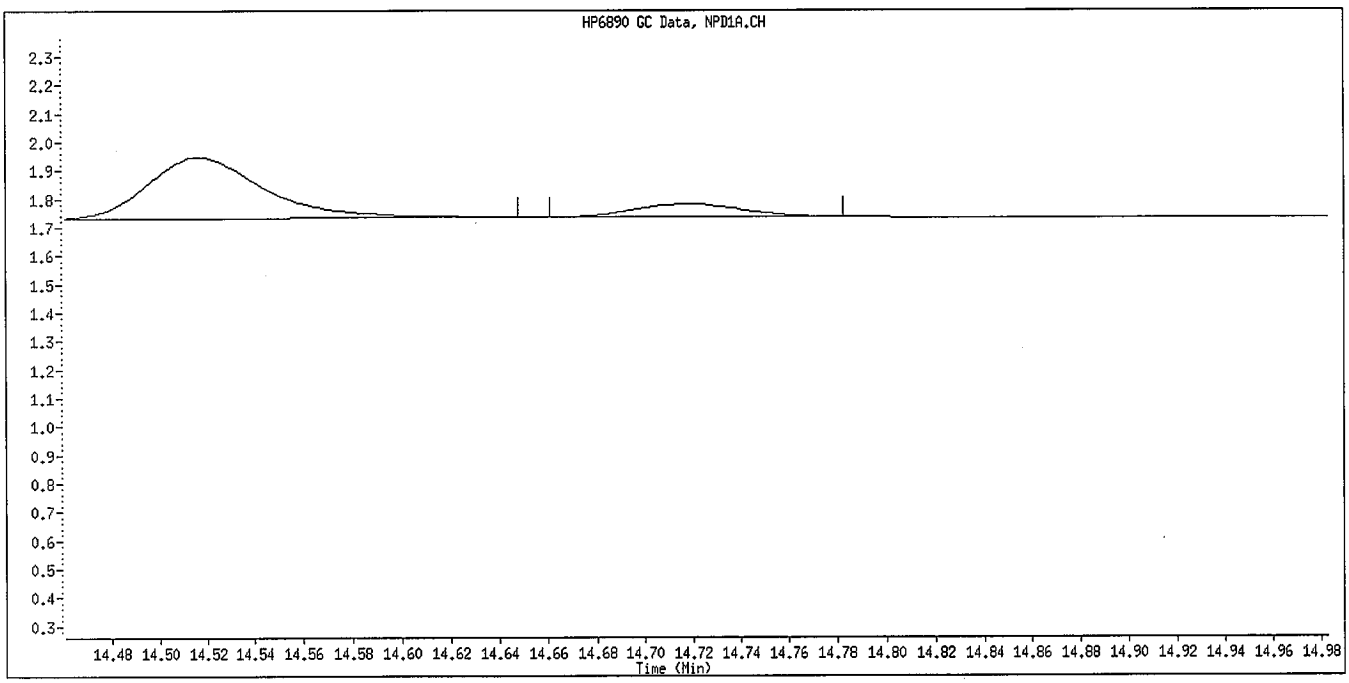

Manual Integration

Manually Integrated By: williamst
Manual Integration Reason: Baseline Event

6/2/09

TestAmerica

Data file : \\DenSvr03\Public\chem\GCS\GC_D2.i\0601B091.B\008F0801.D
Lab Smp Id: OPP L2 GSV0639 Client Smp ID: OPP L2 GSV0639
Inj Date : 01-JUN-2009 18:00
Operator : MPK/TLW Inst ID: GC_D2.i
Smp Info : OPP L2 GSV0639
Misc Info : IS - GSV0633-09
Comment :
Method : \\DenSvr03\Public\chem\GCS\GC_D2.i\0601B091.B\8141A-1.m
Meth Date : 02-Jun-2009 14:22 GC_D2.i Quant Type: ISTD
Cal Date : 01-JUN-2009 17:33 Cal File: 007F0701.D
Als bottle: 8 Calibration Sample, Level: 2
Dil Factor: 1.00000
Integrator: Falcon Compound Sublist: 8141A.sub
Target Version: 4.14
Processing Host: DENPC075

	Compounds	RT	EXP RT	REL RT	RESPONSE	AMOUNTS CAL-AMT (ug/mL)	AMOUNTS ON-COL (ug/mL)
	1 o,o,o-TEPT	3.328	3.329	(0.186)	78529	0.50000	0.4947(M)
	2 Dichlorvos	4.123	4.122	(0.231)	50233	0.50000	0.4975
	3 Mevinphos	5.786	5.780	(0.324)	21366	0.50000	0.5053
$	4 Chlormefos	5.875	5.875	(0.329)	54973	0.50000	0.4956
	5 Thionazin	7.551	7.547	(0.422)	48441	0.50000	0.5022
	6 Demeton-O	7.690	7.689	(0.430)	17408	0.16250	0.1558
	7 Ethoprop	7.896	7.890	(0.442)	42460	0.50000	0.4856
	8 Naled	8.103	8.099	(0.453)	1249	0.50000	0.6479
*	9 Tributylphosphate	8.160	8.148	(1.000)	155304	2.00000	
	10 Sulfotepp	8.483	8.481	(0.475)	71356	0.50000	0.5088
	11 Phorate	8.576	8.574	(0.480)	41922	0.50000	0.4623
	12 Dimethoate	8.808	8.710	(0.493)	19302	0.50000	0.5434(M)
	13 Demeton-S	8.898	8.884	(0.498)	26427	0.34000	0.3006
	14 Simazine	8.988	8.974	(0.503)	11935	0.50000	0.4992(M)
	15 Atrazine	9.158	9.142	(0.512)	16581	0.50000	0.4397
	16 propazine	9.303	9.285	(0.520)	17249	0.50000	0.4260
	17 Disulfoton	9.920	9.915	(0.555)	24361	0.50000	0.4519
	18 Diazinon	9.950	9.944	(0.557)	60221	0.50000	0.5110
	19 Methyl Parathion	10.786	10.767	(0.603)	28343	0.50000	0.4852
	20 Ronnel	11.298	11.289	(0.632)	30429	0.50000	0.4762
	21 Malathion	11.863	11.850	(0.664)	31239	0.50000	0.5050
	22 Fenthion	12.001	11.987	(0.671)	26973	0.50000	0.4626
	23 Parathion	12.105	12.075	(0.677)	26712	0.50000	0.5700(M)
	24 Chlorpyrifos	12.126	12.120	(0.678)	53493	0.50000	0.4694(M)
	25 Trichloronate	12.556	12.550	(0.702)	37278	0.50000	0.4962
	26 Anilazine	Compound Not Detected.					
	27 Merphos-A (Merphos)	13.258	13.252	(0.742)	31997	0.50000	0.4891
	28 Tetrachlorvinphos (Stirophos)	13.908	13.882	(0.778)	16167	0.50000	0.4607(M)
	29 Tokuthion	14.521	14.510	(0.812)	34641	0.50000	0.4560
	30 Merphos-B (Merphos Oxone)	14.725	14.710	(0.824)	9255	0.50000	0.5894(M)
	31 Carbophenothion-methyl	15.326	15.309	(0.857)	18167	0.50000	0.4478
	32 Fensulfothion	15.475	15.440	(0.866)	11936	0.50000	0.5517(M)
	33 Bolstar / Famphur	16.106	16.099	(0.901)	59246	1.00000	0.9568

	Compounds	RT	EXP RT	REL RT	RESPONSE	AMOUNTS CAL-AMT (ug/mL)	AMOUNTS ON-COL (ug/mL)
	34 Carbophenothion	16.250	16.239	(0.909)	33839	0.50000	0.4705
$	35 Triphenyl phosphate	16.756	16.748	(0.937)	26270	0.50000	0.4753
	36 Phosmet	17.025	17.007	(0.952)	17104	0.50000	0.4473 (M)
	37 EPN	17.193	17.184	(0.962)	30128	0.50000	0.4831
	38 Azinphos-methyl	17.541	17.524	(0.981)	11970	0.50000	0.4528 (M)
*	39 TOCP	17.876	17.874	(1.000)	109916	2.00000	
	40 Azinphos-ethyl	17.981	17.965	(1.006)	34662	0.50000	0.5026
	41 Coumaphos	18.426	18.410	(1.031)	14240	0.50000	0.4351
S	42 Merphos				41252	0.50000	0.4973
M	43 Total Demeton				43835	0.50000	0.4565

QC Flag Legend

M - Compound response manually integrated.

TestAmerica

INTERNAL STANDARD COMPOUNDS
AREA AND RT SUMMARY

Instrument ID: GC_D2.i
Lab File ID: 008F0801.D
Lab Smp Id: OPP L2 GSV0639
Analysis Type: SV
Quant Type: ISTD
Operator: MPK/TLW
Method File: \\DenSvr03\Public\chem\GCS\GC_D2.i\0601B091.B\8141A-1.m
Misc Info: IS - GSV0633-09

Calibration Date: 01-JUN-2009
Calibration Time: 17:05
Client Smp ID: OPP L2 GSV0639
Level:
Sample Type:

COMPOUND	STANDARD	AREA LIMIT LOWER	AREA LIMIT UPPER	SAMPLE	%DIFF
9 Tributylphosphate	154190	77095	308380	155304	0.72
39 TOCP	103932	51966	207864	109916	5.76

COMPOUND	STANDARD	RT LIMIT LOWER	RT LIMIT UPPER	SAMPLE	%DIFF
9 Tributylphosphate	8.15	7.65	8.65	8.16	0.12
39 TOCP	17.87	17.37	18.37	17.88	0.02

AREA UPPER LIMIT = +100% of internal standard area.
AREA LOWER LIMIT = - 50% of internal standard area.
RT UPPER LIMIT = + 0.50 minutes of internal standard RT.
RT LOWER LIMIT = - 0.50 minutes of internal standard RT.

Data File: \\DenSvr03\Public\chem\GCS\GC_D2.i\0601B091.B\008F0801.D
Date : 01-JUN-2009 18:00
Client ID: OPP L2 GSV0639
Sample Info: OPP L2 GSV0639

Instrument: GC_D2.i
Operator: MPK/TLW
Column phase: RTx-1MS
Column diameter: 0.32

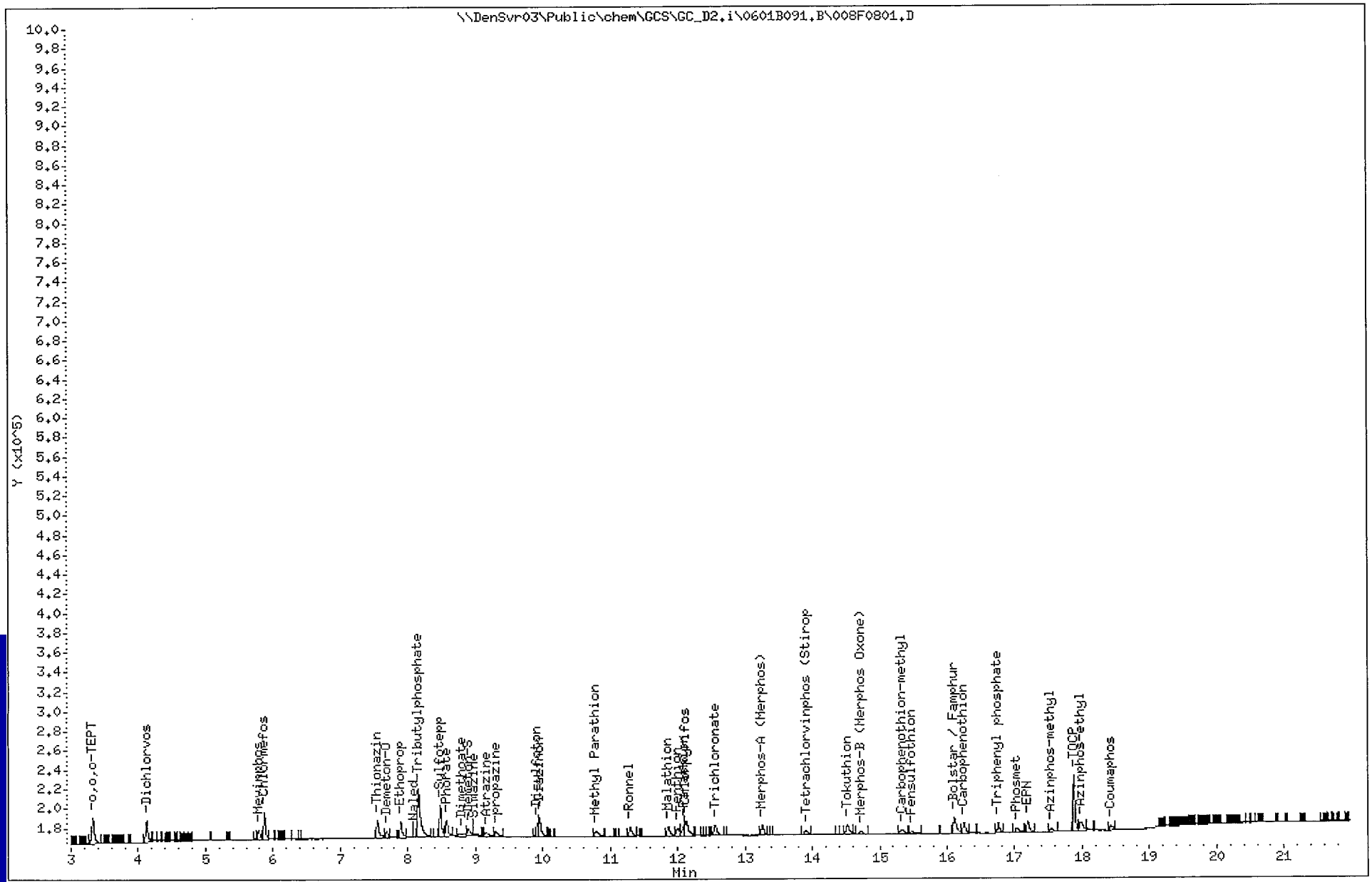

TestAmerica

Table of Contents

Data File Name: 008F0801.D
Inj. Date and Time: 01-JUN-2009 18:00
Instrument ID: GC_D2.i
Client ID: OPP L2 GSV0639
Compound Name: o,o,o-TEPT
CAS #:

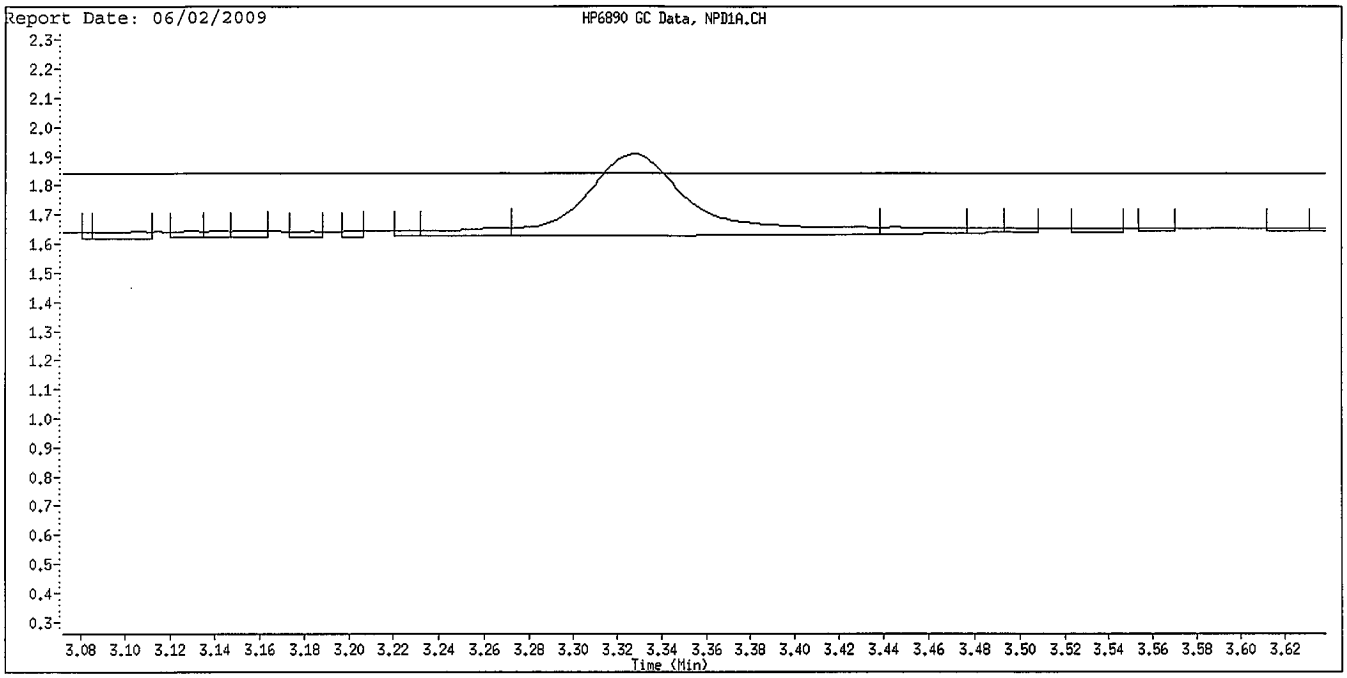

Original Integration

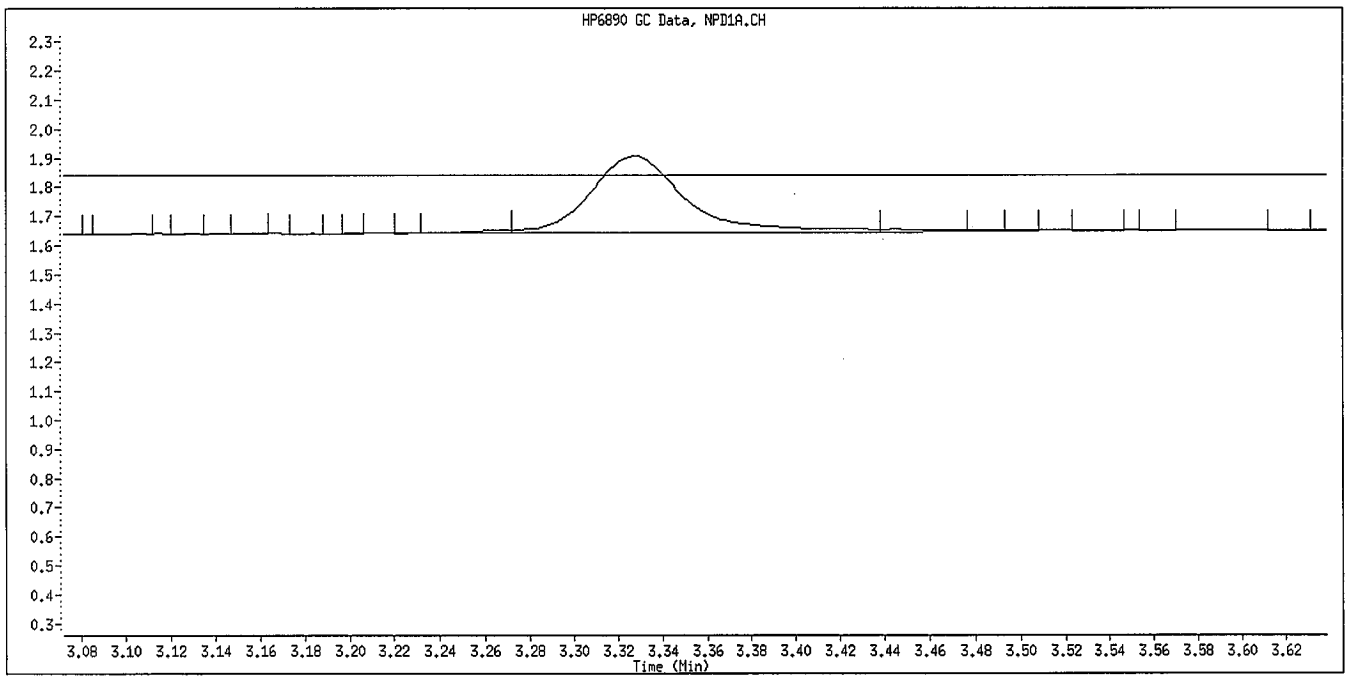

Manual Integration

Manually Integrated By: williamst
Manual Integration Reason: Baseline Event

6/2/09

Inj. Date and Time: 01-JUN-2009 18:00
Instrument ID: GC_D2.i
Client ID: OPP L2 GSV0639
Compound Name: Dimethoate
CAS #:
Report Date: 06/02/2009

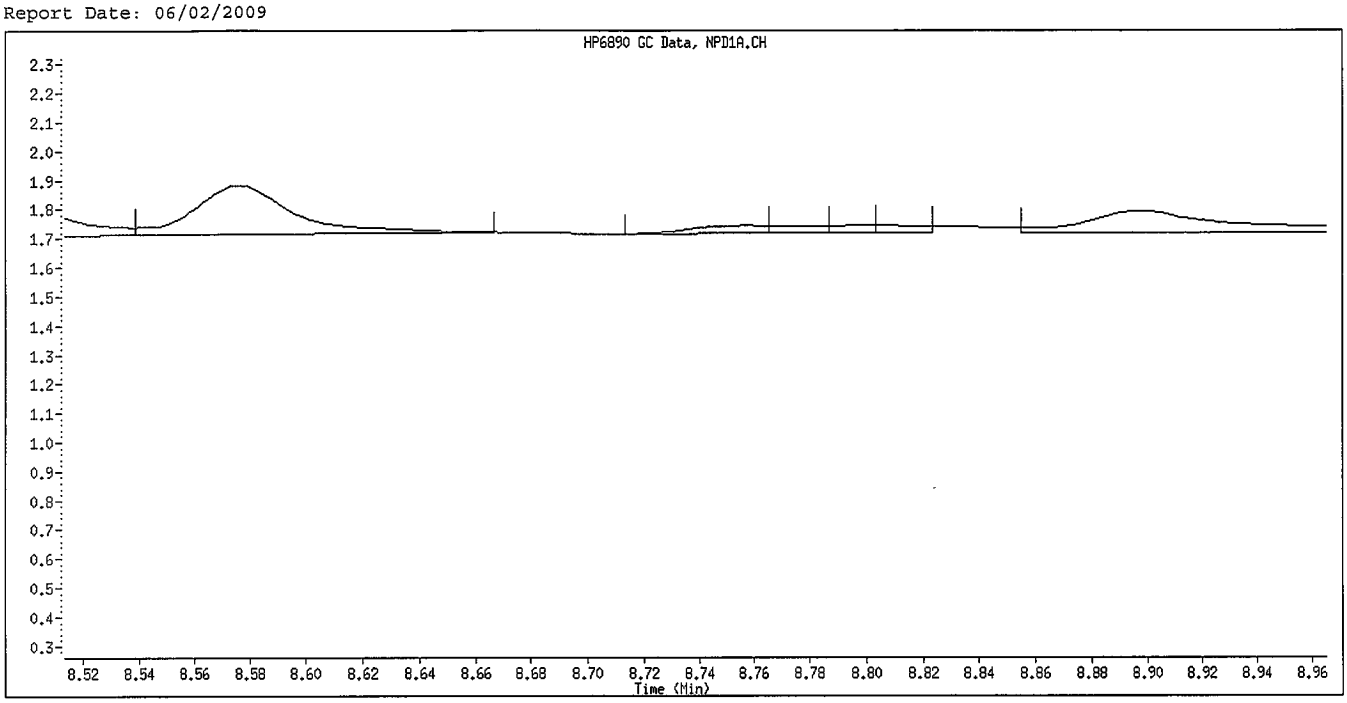

Original Integration

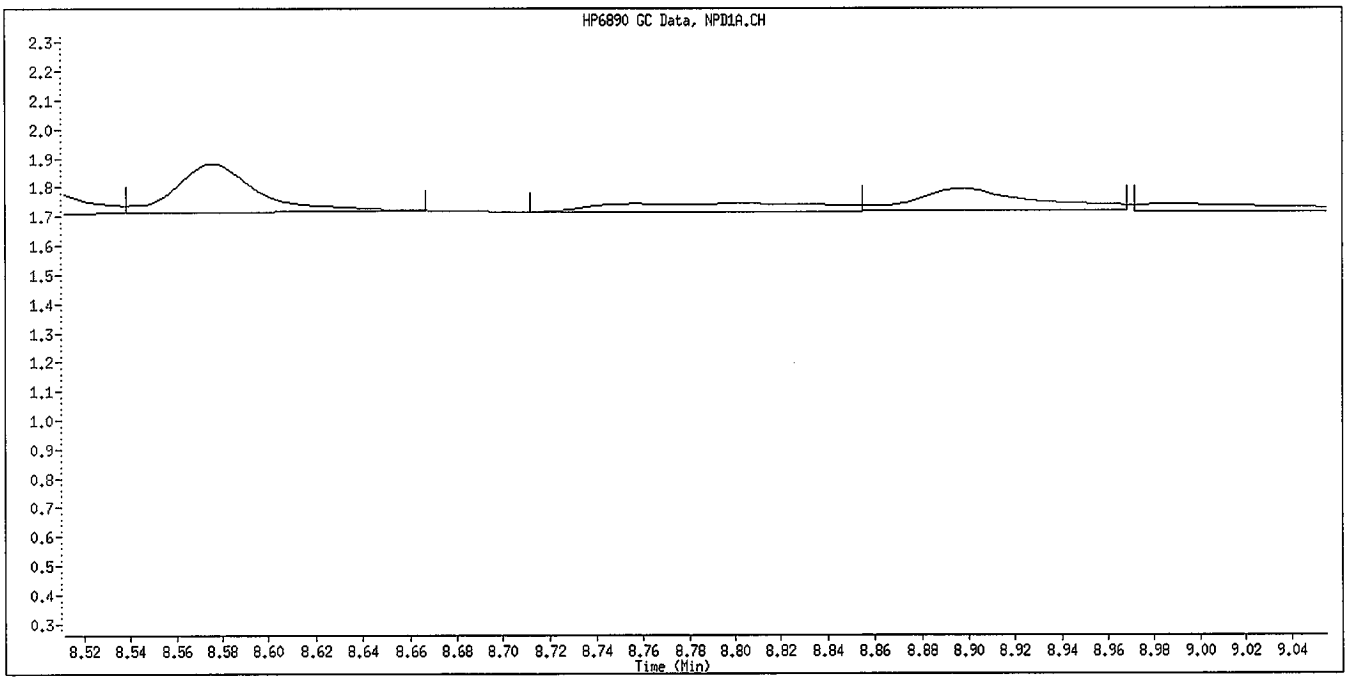

Manual Integration

Manually Integrated By: williamst
Manual Integration Reason: Baseline Event

6/2/09

Inj. Date and Time: 01-JUN-2009 18:00
Instrument ID: GC_D2.i
Client ID: OPP L2 GSV0639
Compound Name: Simazine
CAS #:
Report Date: 06/02/2009

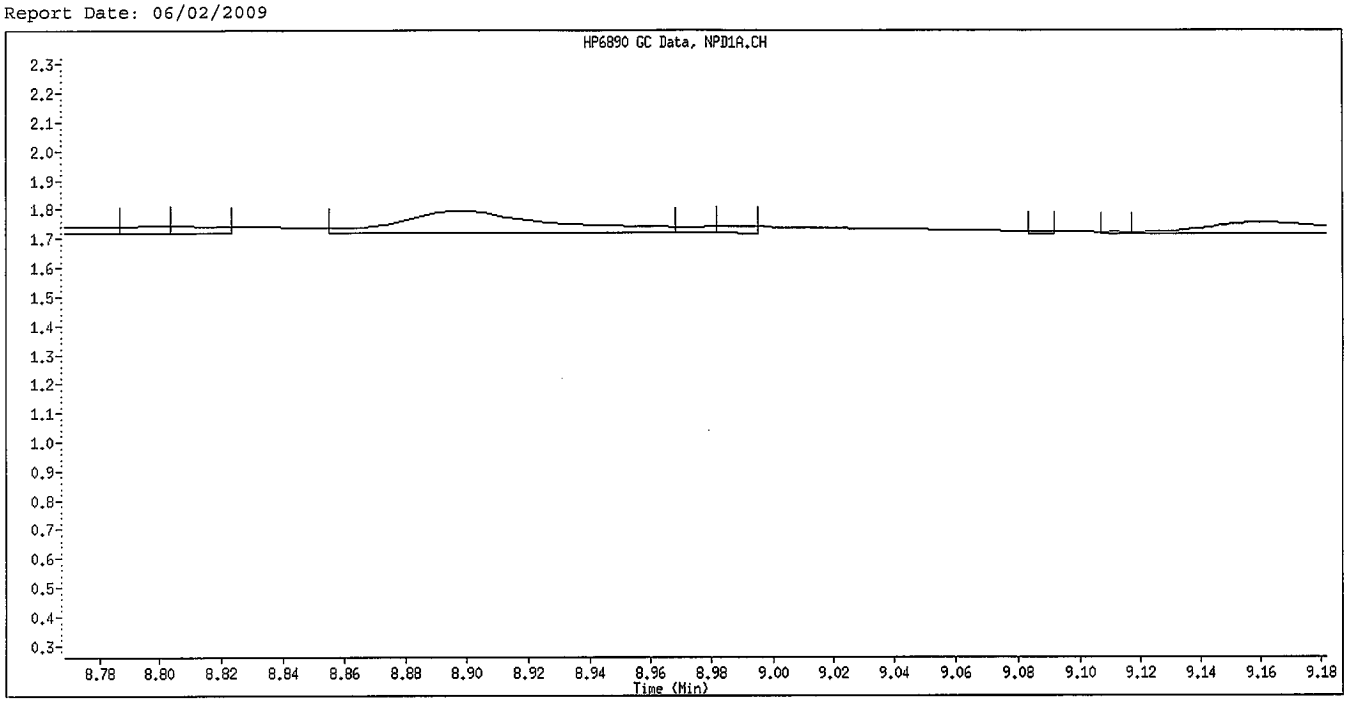

Original Integration

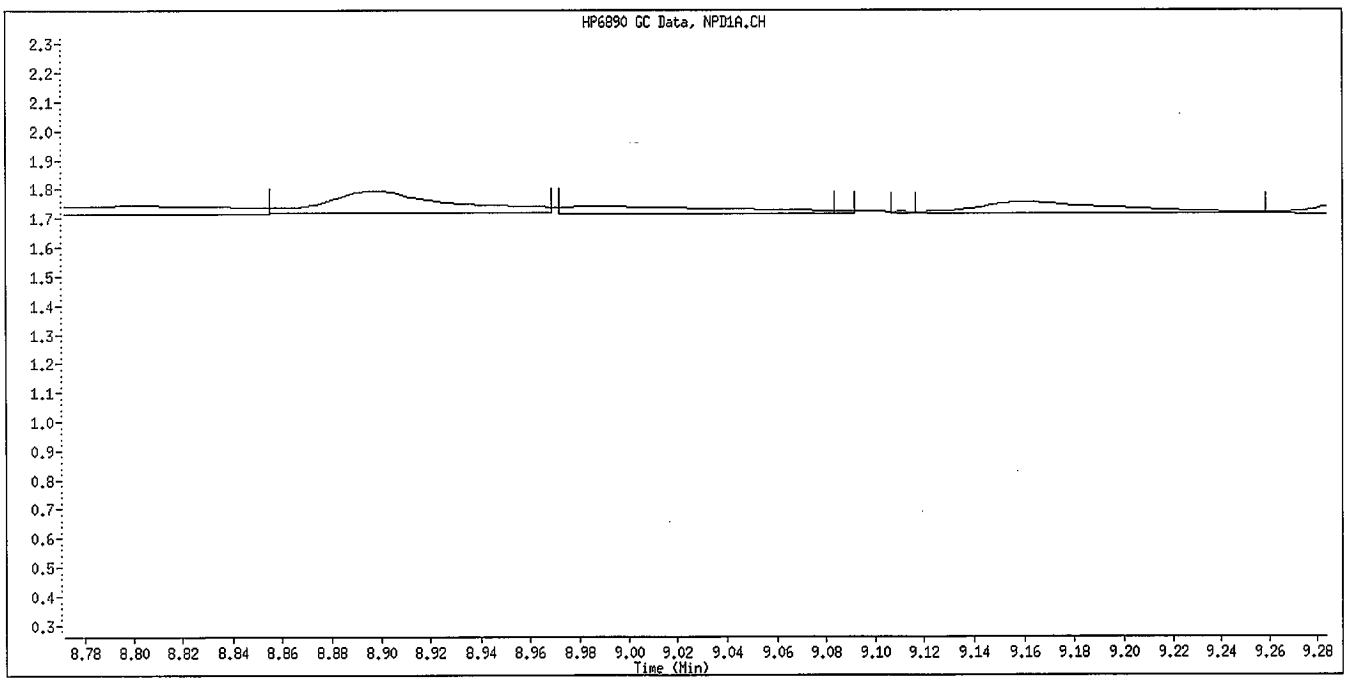

Manual Integration

Manually Integrated By: williamst
Manual Integration Reason: Baseline Event

6/2/09

Inj. Date and Time: 01-JUN-2009 18:00
Instrument ID: GC_D2.i
Client ID: OPP L2 GSV0639
Compound Name: Parathion
CAS #:
Report Date: 06/02/2009

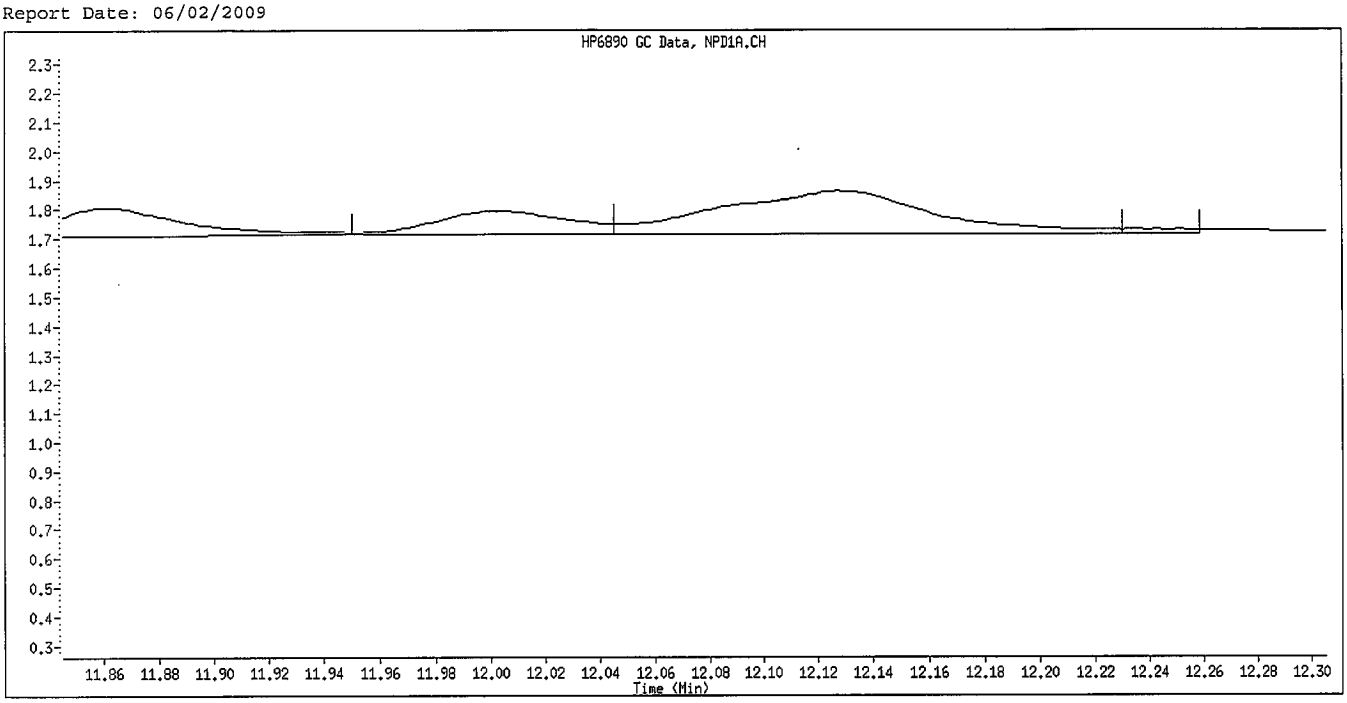

Original Integration

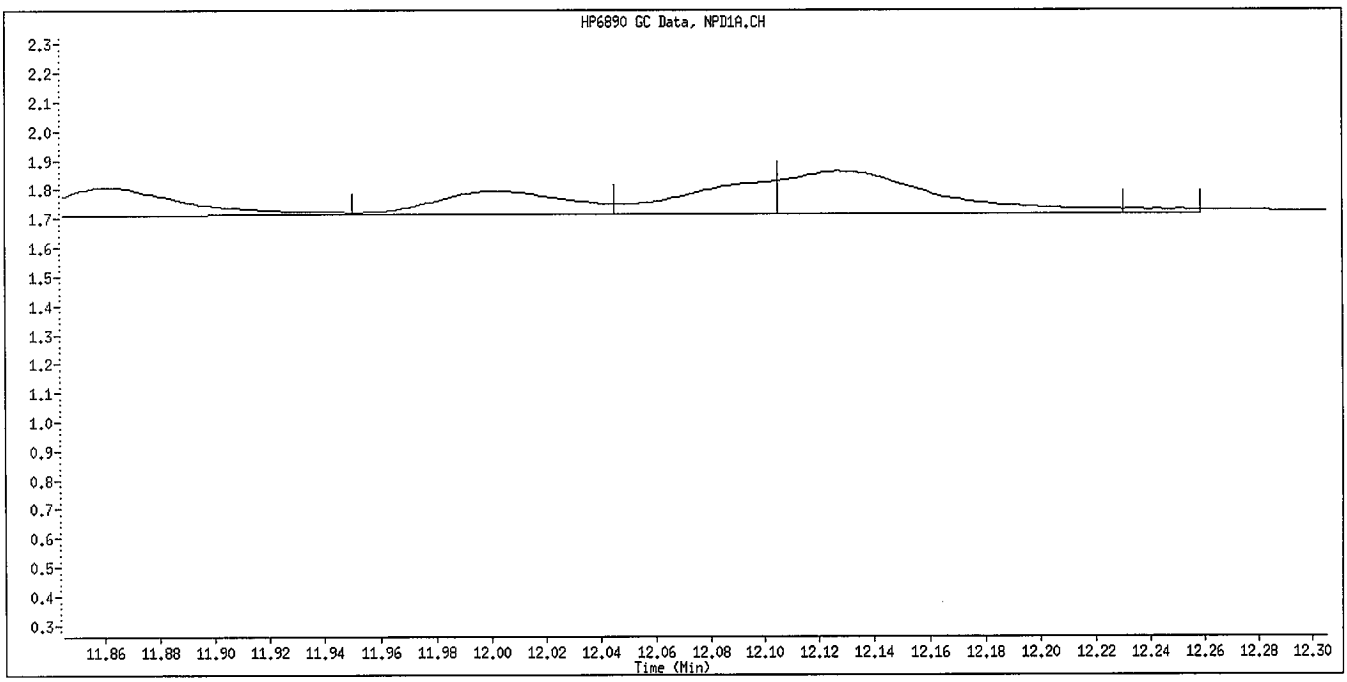

Manual Integration

Manually Integrated By: williamst
Manual Integration Reason: Baseline Event

6/2/09

Inj. Date and Time: 01-JUN-2009 18:00
Instrument ID: GC_D2.i
Client ID: OPP L2 GSV0639
Compound Name: Chlorpyrifos
CAS #:
Report Date: 06/02/2009

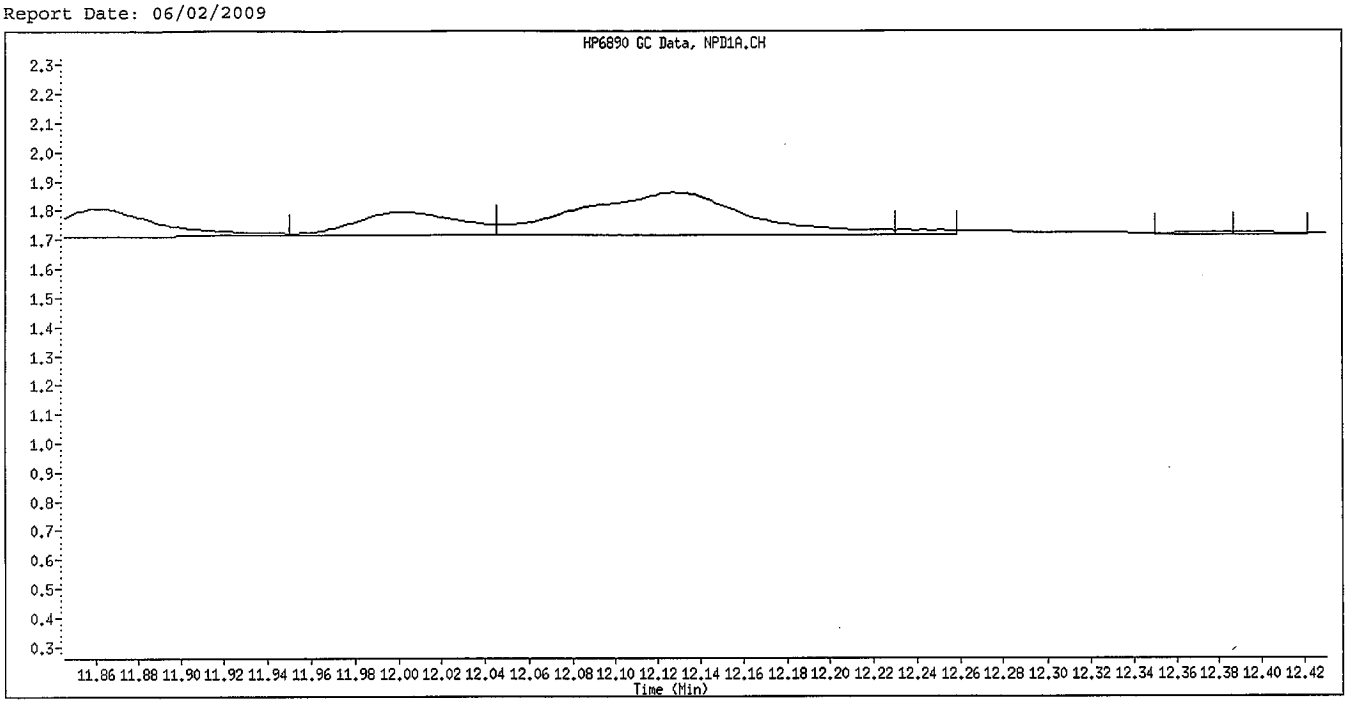

Original Integration

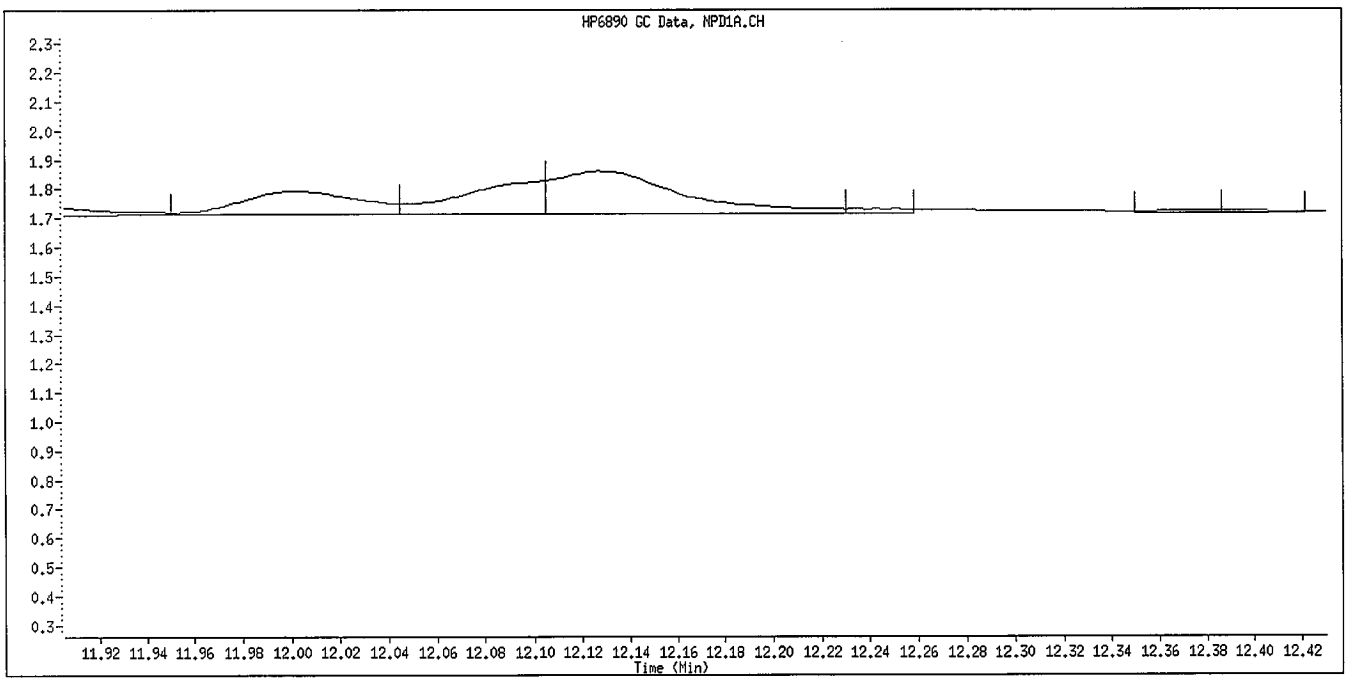

Manual Integration

Manually Integrated By: williamst
Manual Integration Reason: Baseline Event

6/2/09

Inj. Date and Time: 01-JUN-2009 18:00
Instrument ID: GC_D2.i
Client ID: OPP L2 GSV0639
Compound Name: Tetrachlorvinphos (Stirophos)
CAS #:
Report Date: 06/02/2009

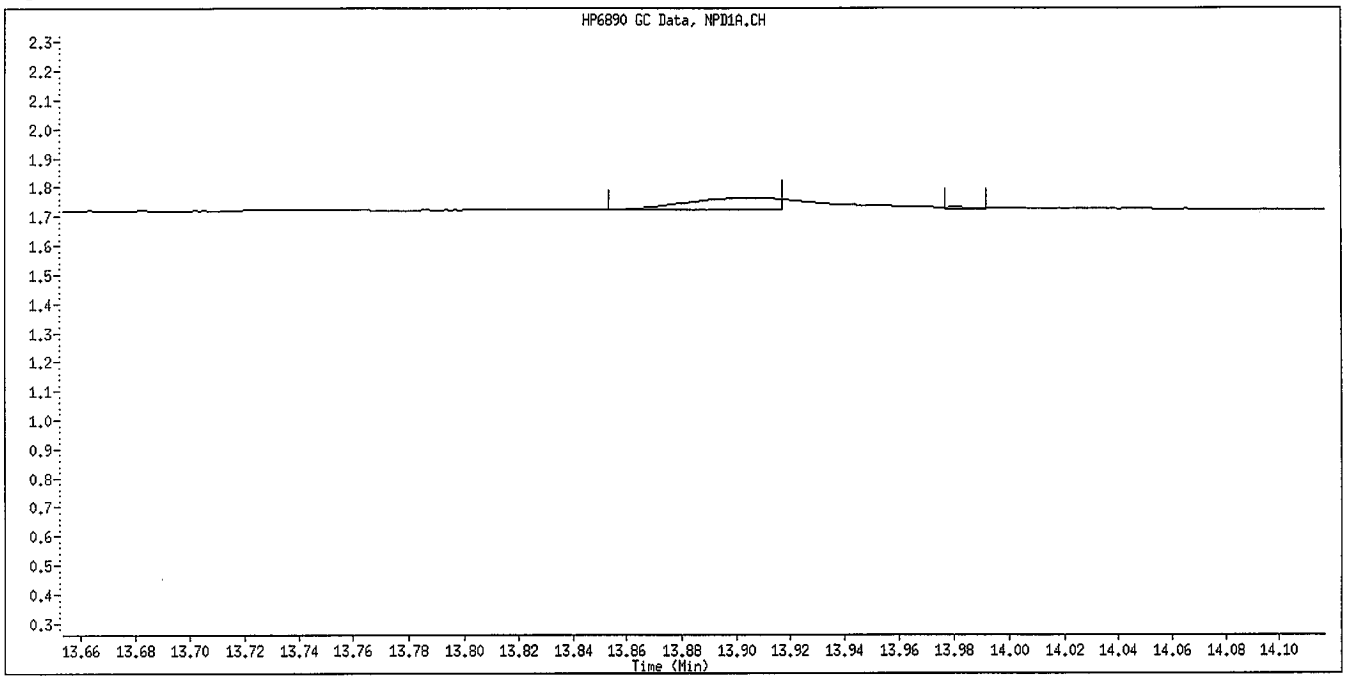

Original Integration

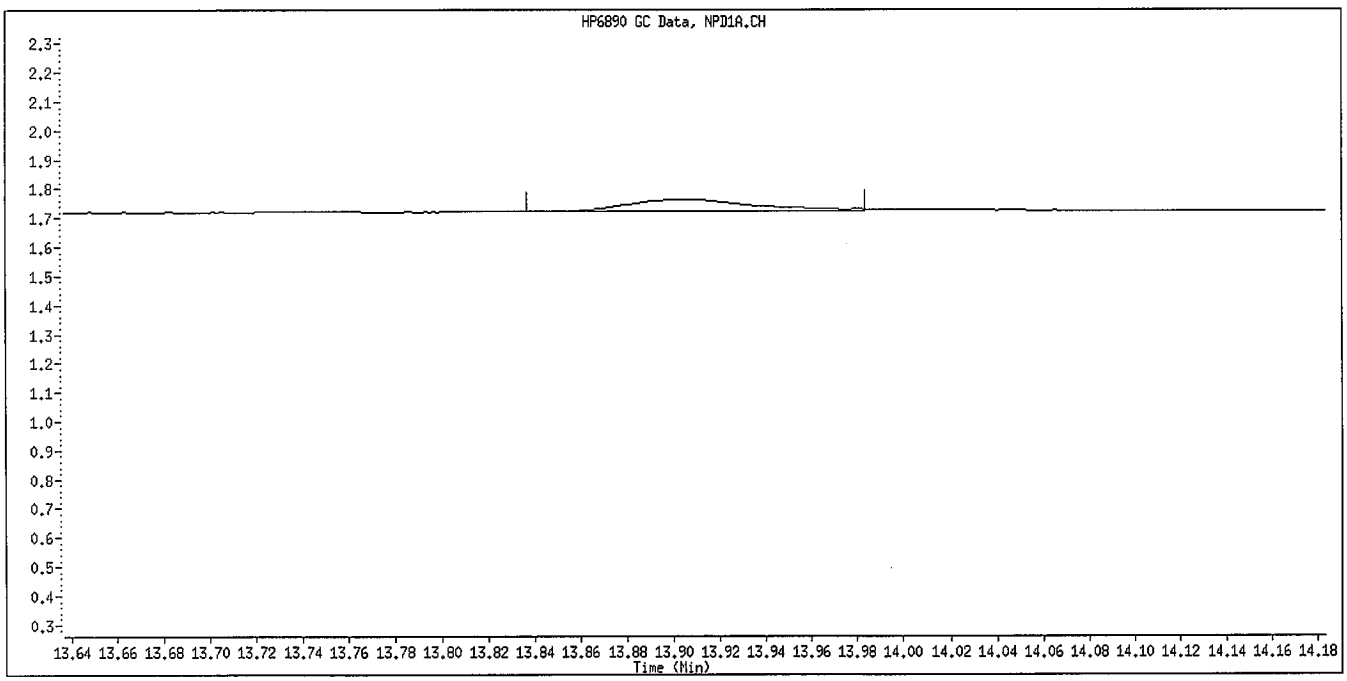

Manual Integration

Manually Integrated By: williamst
Manual Integration Reason: Baseline Event

YL 6/2/09

Inj. Date and Time: 01-JUN-2009 18:00
Instrument ID: GC_D2.i
Client ID: OPP L2 GSV0639
Compound Name: Merphos-B (Merphos Oxone)
CAS #:
Report Date: 06/02/2009

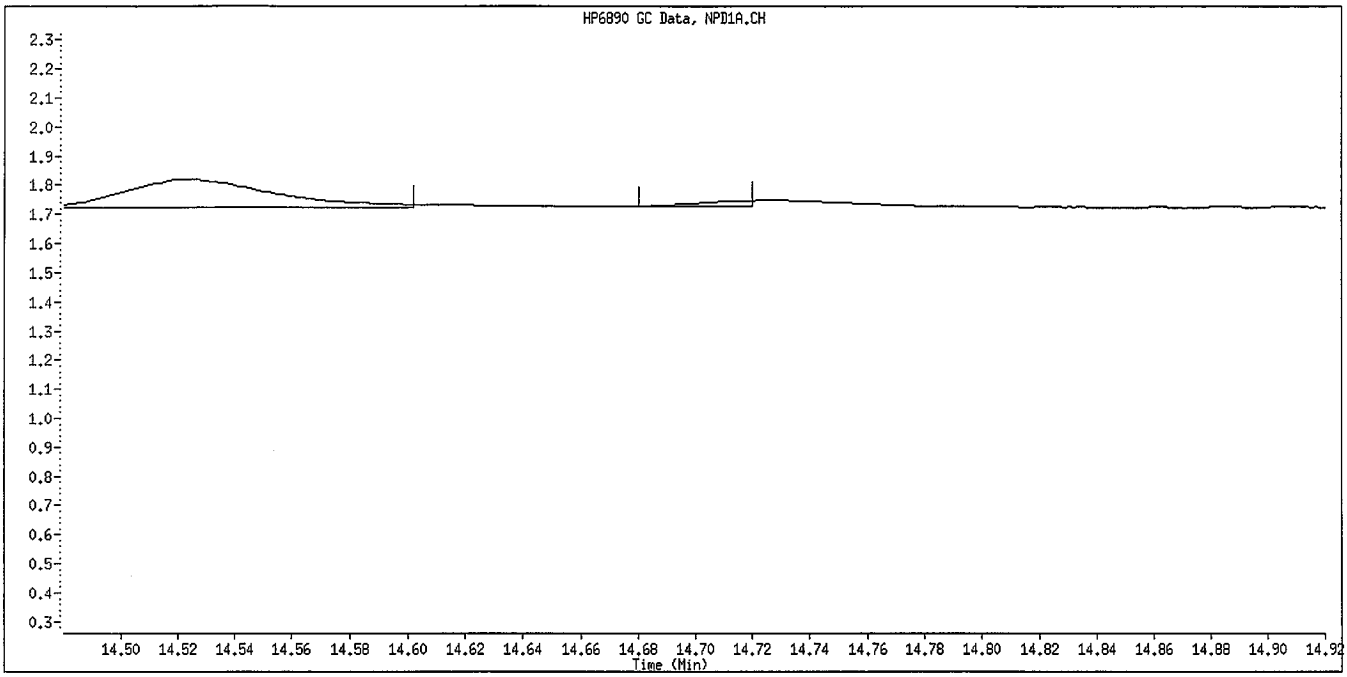

Original Integration

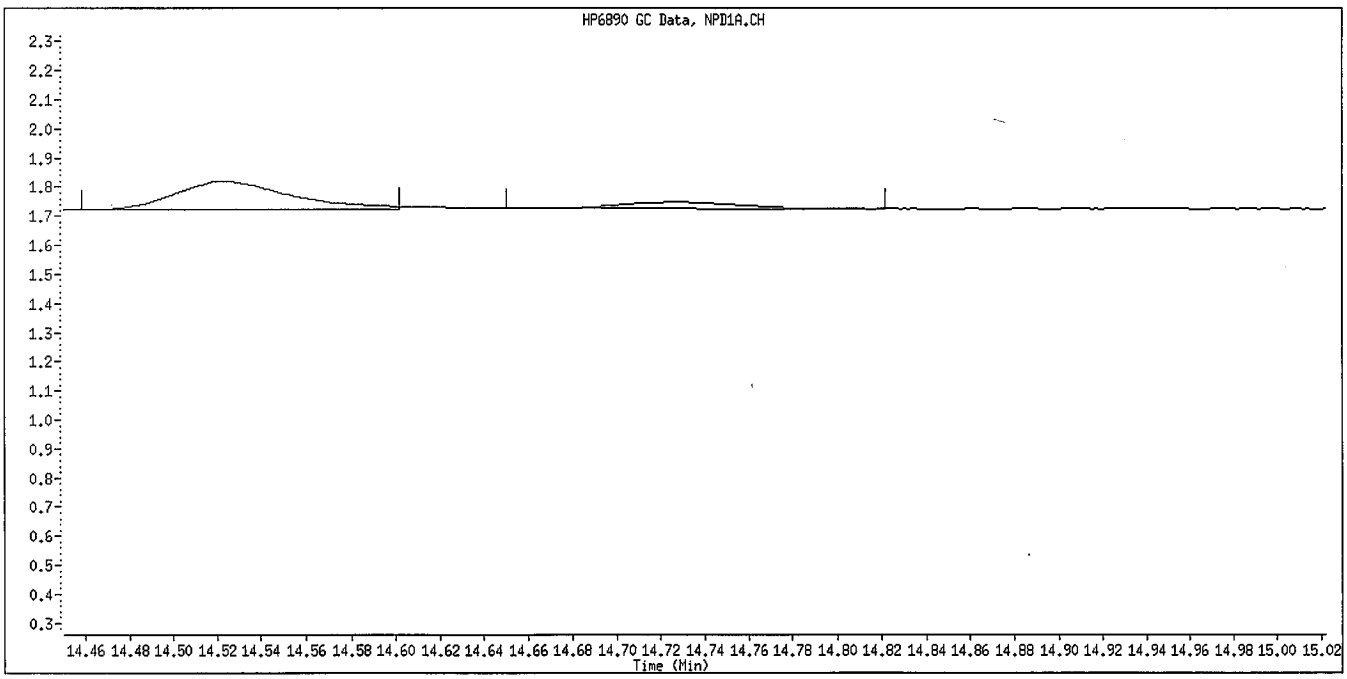

Manual Integration

Manually Integrated By: williamst
Manual Integration Reason: Baseline Event

6/2/09

Inj. Date and Time: 01-JUN-2009 18:00
Instrument ID: GC_D2.i
Client ID: OPP L2 GSV0639
Compound Name: Fensulfothion
CAS #:
Report Date: 06/02/2009

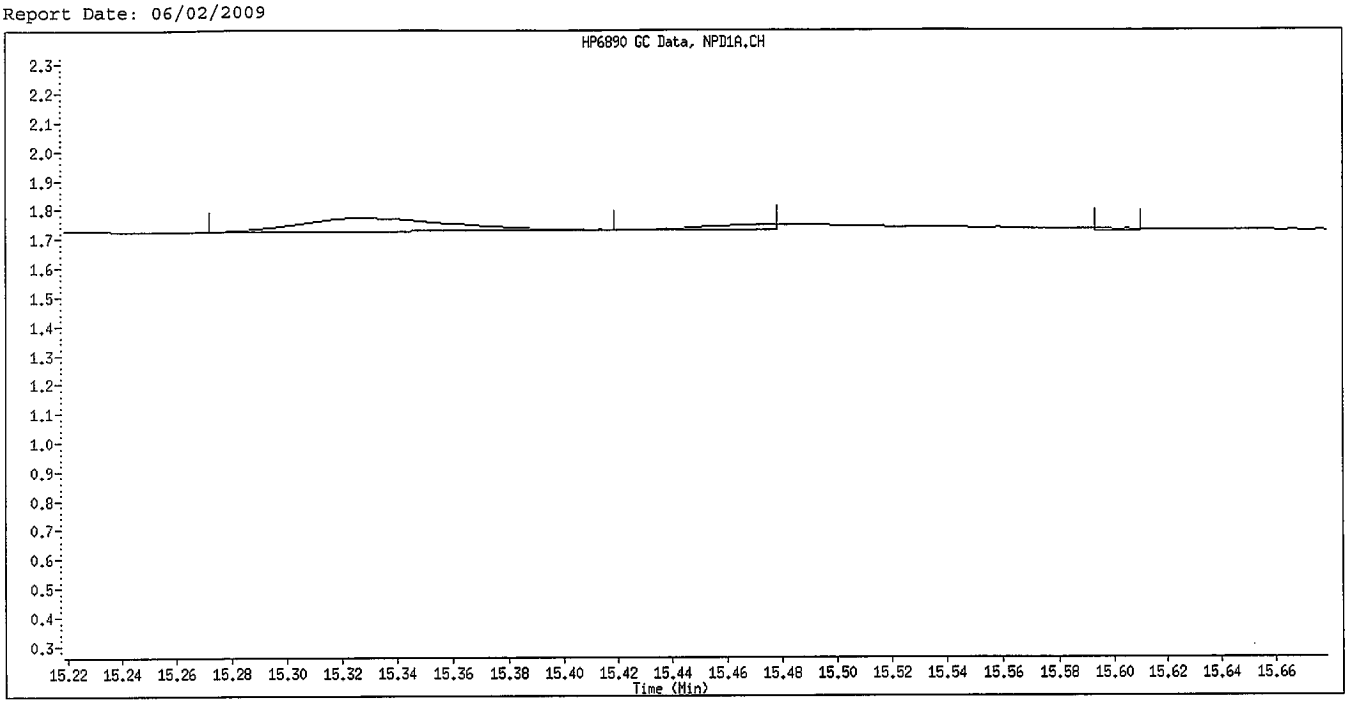

Original Integration

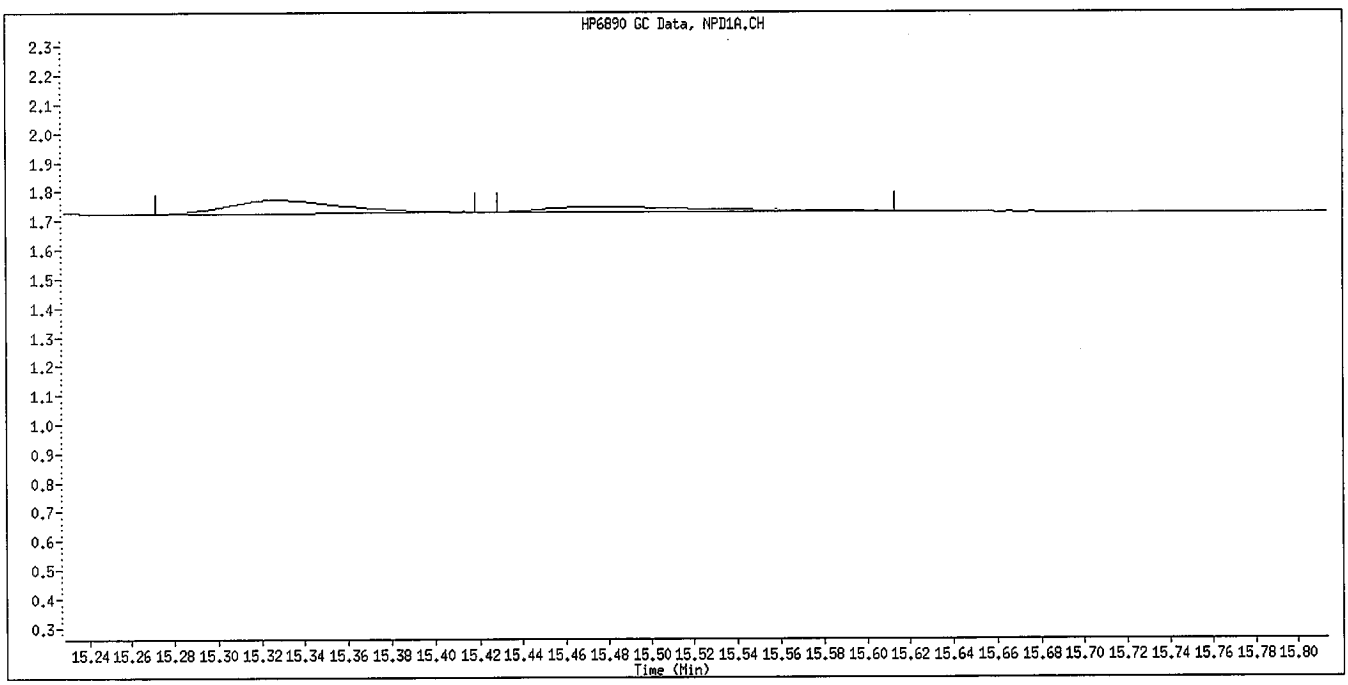

Manual Integration

Manually Integrated By: williamst
Manual Integration Reason: Baseline Event

gfe 6/2/09

Inj. Date and Time: 01-JUN-2009 18:00
Instrument ID: GC_D2.i
Client ID: OPP L2 GSV0639
Compound Name: Phosmet
CAS #:
Report Date: 06/02/2009

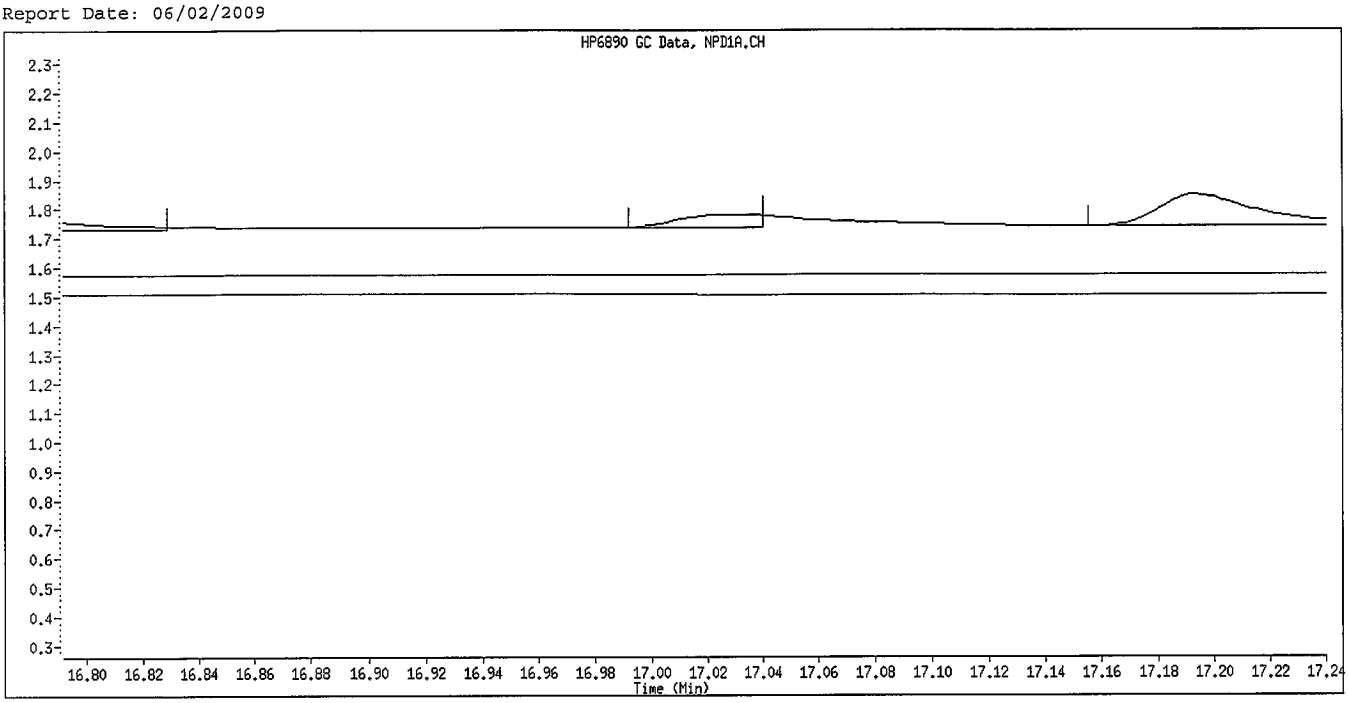

Original Integration

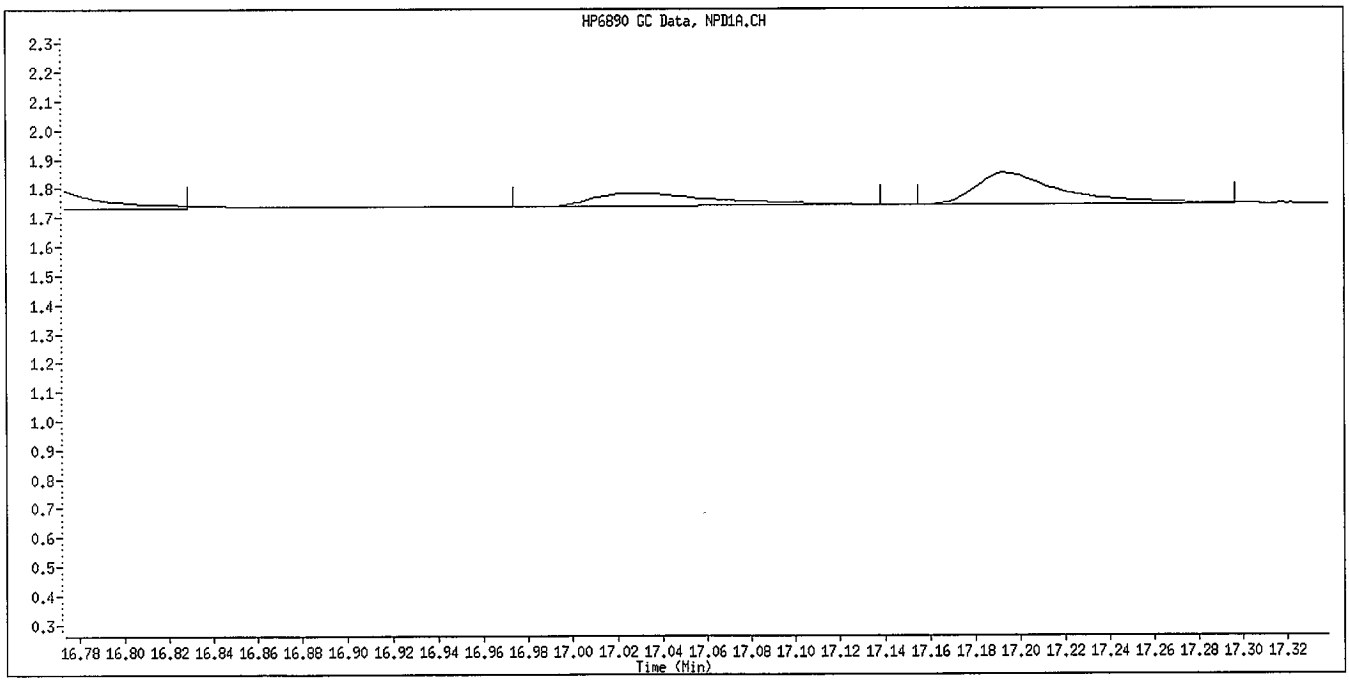

Manual Integration

Manually Integrated By: williamst
Manual Integration Reason: Baseline Event

YL 6/2/09

Inj. Date and Time: 01-JUN-2009 18:00
Instrument ID: GC_D2.i
Client ID: OPP L2 GSV0639
Compound Name: Azinphos-methyl
CAS #:
Report Date: 06/02/2009

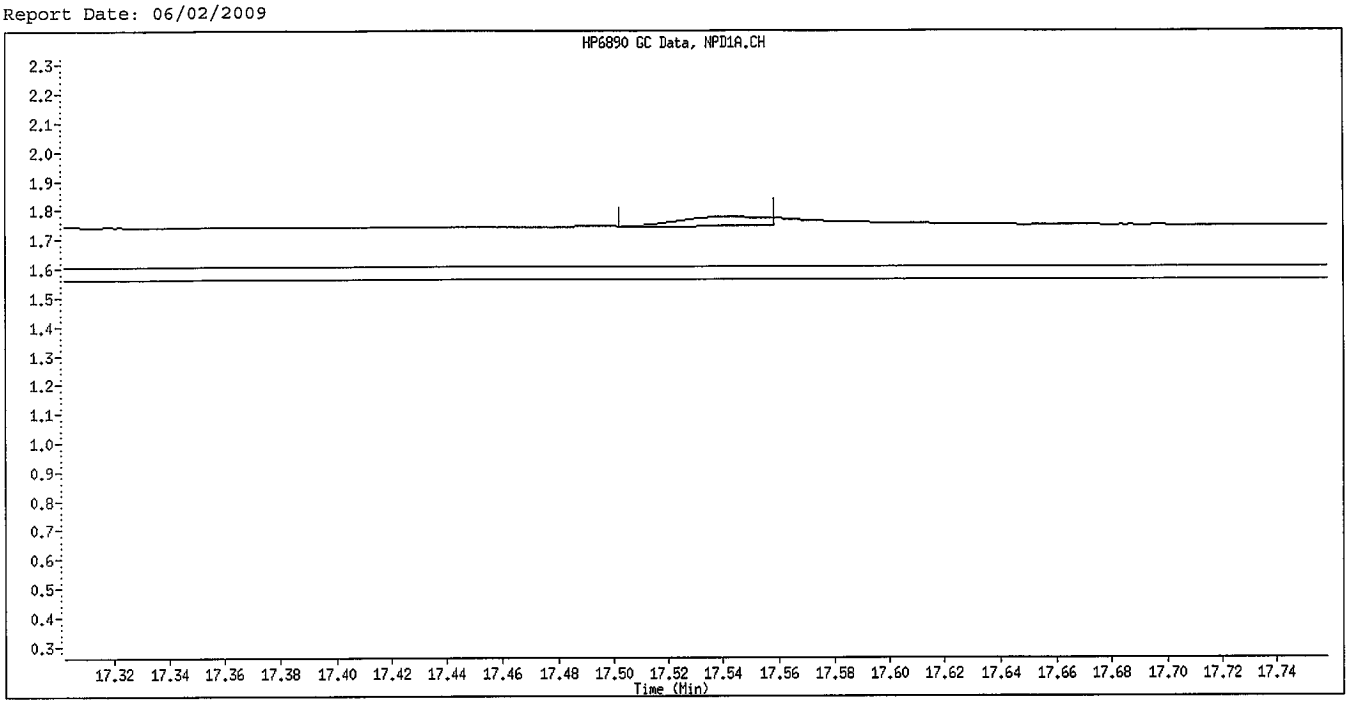

Original Integration

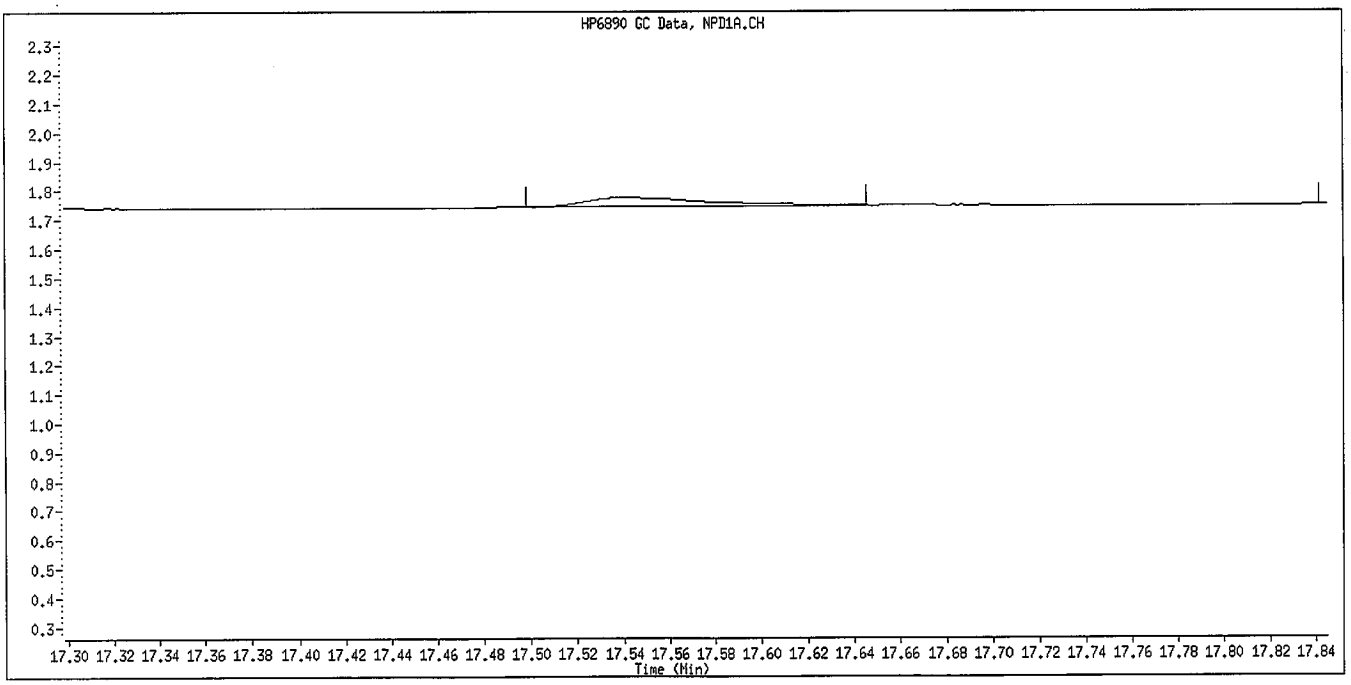

Manual Integration

Manually Integrated By: williamst
Manual Integration Reason: Baseline Event

6/2/09

TestAmerica

Data file : \\DenSvr03\Public\chem\GCS\GC_D2.i\0601B091.B\009F0901.D
Lab Smp Id: OPP L1 GSV0640 Client Smp ID: OPP L1 GSV0640
Inj Date : 01-JUN-2009 18:27
Operator : MPK/TLW Inst ID: GC_D2.i
Smp Info : OPP L1 GSV0640
Misc Info : IS - GSV0633-09
Comment :
Method : \\DenSvr03\Public\chem\GCS\GC_D2.i\0601B091.B\8141A-1.m
Meth Date : 02-Jun-2009 14:22 GC_D2.i Quant Type: ISTD
Cal Date : 01-JUN-2009 18:00 Cal File: 008F0801.D
Als bottle: 9 Calibration Sample, Level: 1
Dil Factor: 1.00000
Integrator: Falcon Compound Sublist: 8141A.sub
Target Version: 4.14
Processing Host: DENPC075

	Compounds	RT	EXP RT	REL RT	RESPONSE	AMOUNTS CAL-AMT (ug/mL)	AMOUNTS ON-COL (ug/mL)
	1 o,o,o-TEPT	3.326	3.329	(0.186)	31369	0.20000	0.2062
	2 Dichlorvos	4.123	4.122	(0.231)	22122	0.20000	0.2254
	3 Mevinphos	5.791	5.780	(0.324)	7036	0.20000	0.2276
$	4 Chlormefos	5.873	5.875	(0.329)	22880	0.20000	0.2277
	5 Thionazin	7.555	7.547	(0.423)	17954	0.20000	0.2169
	6 Demeton-O	7.688	7.689	(0.430)	9440	0.06500	0.07564
	7 Ethoprop	7.903	7.890	(0.442)	17248	0.20000	0.2232
	8 Naled	Compound Not Detected.					
*	9 Tributylphosphate	8.165	8.148	(1.000)	174912	2.00000	
	10 Sulfotepp	8.485	8.481	(0.475)	32410	0.20000	0.2168
	11 Phorate	8.576	8.574	(0.480)	19638	0.20000	0.2266
	12 Dimethoate	Compound Not Detected.					
	13 Demeton-S	8.906	8.884	(0.498)	14694	0.13600	0.1622(M)
	14 Simazine	9.008	8.974	(0.504)	6475	0.20000	0.3551(M)
	15 Atrazine	9.178	9.142	(0.513)	7921	0.20000	0.2482(M)
	16 propazine	9.313	9.285	(0.521)	10624	0.20000	0.2568(M)
	17 Disulfoton	9.935	9.915	(0.556)	11517	0.20000	0.2390(M)
	18 Diazinon	9.955	9.944	(0.557)	28990	0.20000	0.2144(M)
	19 Methyl Parathion	10.810	10.767	(0.605)	9372	0.20000	0.2288(M)
	20 Ronnel	11.305	11.289	(0.632)	11574	0.20000	0.2065
	21 Malathion	11.871	11.850	(0.664)	12028	0.20000	0.2070
	22 Fenthion	12.016	11.987	(0.672)	9808	0.20000	0.2076(M)
	23 Parathion	Compound Not Detected.					
	24 Chlorpyrifos	12.138	12.120	(0.679)	33739	0.20000	0.2212
	25 Trichloronate	12.568	12.550	(0.703)	15538	0.20000	0.2271
	26 Anilazine	Compound Not Detected.					
	27 Merphos-A (Merphos)	13.266	13.252	(0.742)	13479	0.20000	0.2133
	28 Tetrachlorvinphos (Stirophos)	13.910	13.882	(0.778)	5539	0.20000	0.2383(M)
	29 Tokuthion	14.533	14.510	(0.813)	16951	0.20000	0.2096
	30 Merphos-B (Merphos Oxone)	14.736	14.710	(0.824)	4266	0.20000	0.2972(M)
	31 Carbophenothion-methyl	15.338	15.309	(0.858)	4876	0.20000	0.2115(M)
	32 Fensulfothion	Compound Not Detected.					
	33 Bolstar / Famphur	16.113	16.099	(0.901)	24156	0.40000	0.4097

	Compounds	RT	EXP RT	REL RT	RESPONSE	AMOUNTS CAL-AMT (ug/mL)	AMOUNTS ON-COL (ug/mL)
	34 Carbophenothion	16.253	16.239	(0.909)	14460	0.20000	0.2079
$	35 Triphenyl phosphate	16.761	16.748	(0.938)	11800	0.20000	0.2042(M)
	36 Phosmet	17.033	17.007	(0.953)	4815	0.20000	0.2347(M)
	37 EPN	17.196	17.184	(0.962)	11831	0.20000	0.2043
	38 Azinphos-methyl	17.576	17.524	(0.983)	2264	0.20000	0.2464(M)
*	39 TOCP	17.876	17.874	(1.000)	121967	2.00000	
	40 Azinphos-ethyl	17.986	17.965	(1.006)	15932	0.20000	0.2086(M)
	41 Coumaphos	18.435	18.410	(1.031)	5486	0.20000	0.2517(M)
S	42 Merphos				17745	0.20000	0.2164
M	43 Total Demeton				24134	0.20000	0.2378

QC Flag Legend

M - Compound response manually integrated.

TestAmerica

INTERNAL STANDARD COMPOUNDS
AREA AND RT SUMMARY

Instrument ID: GC_D2.i
Lab File ID: 009F0901.D
Lab Smp Id: OPP L1 GSV0640
Analysis Type: SV
Quant Type: ISTD
Operator: MPK/TLW
Method File: \\DenSvr03\Public\chem\GCS\GC_D2.i\0601B091.B\8141A-1.m
Misc Info: IS - GSV0633-09

Calibration Date: 01-JUN-2009
Calibration Time: 17:05
Client Smp ID: OPP L1 GSV0640
Level:
Sample Type:

COMPOUND	STANDARD	AREA LIMIT LOWER	AREA LIMIT UPPER	SAMPLE	%DIFF
9 Tributylphosphate	154190	77095	308380	174912	13.44
39 TOCP	103932	51966	207864	121967	17.35

COMPOUND	STANDARD	RT LIMIT LOWER	RT LIMIT UPPER	SAMPLE	%DIFF
9 Tributylphosphate	8.15	7.65	8.65	8.17	0.19
39 TOCP	17.87	17.37	18.37	17.88	0.02

AREA UPPER LIMIT = +100% of internal standard area.
AREA LOWER LIMIT = - 50% of internal standard area.
RT UPPER LIMIT = + 0.50 minutes of internal standard RT.
RT LOWER LIMIT = - 0.50 minutes of internal standard RT.

Data File: \\DenSvr03\Public\chem\GCS\GC_D2.i\0601B091.B\009F0901.D
Date : 01-JUN-2009 18:27
Client ID: OPP L1 GSV0640
Sample Info: OPP L1 GSV0640

Instrument: GC_D2.i

Operator: MPK/TLW
Column diameter: 0.32

Column phase: RTx-1MS

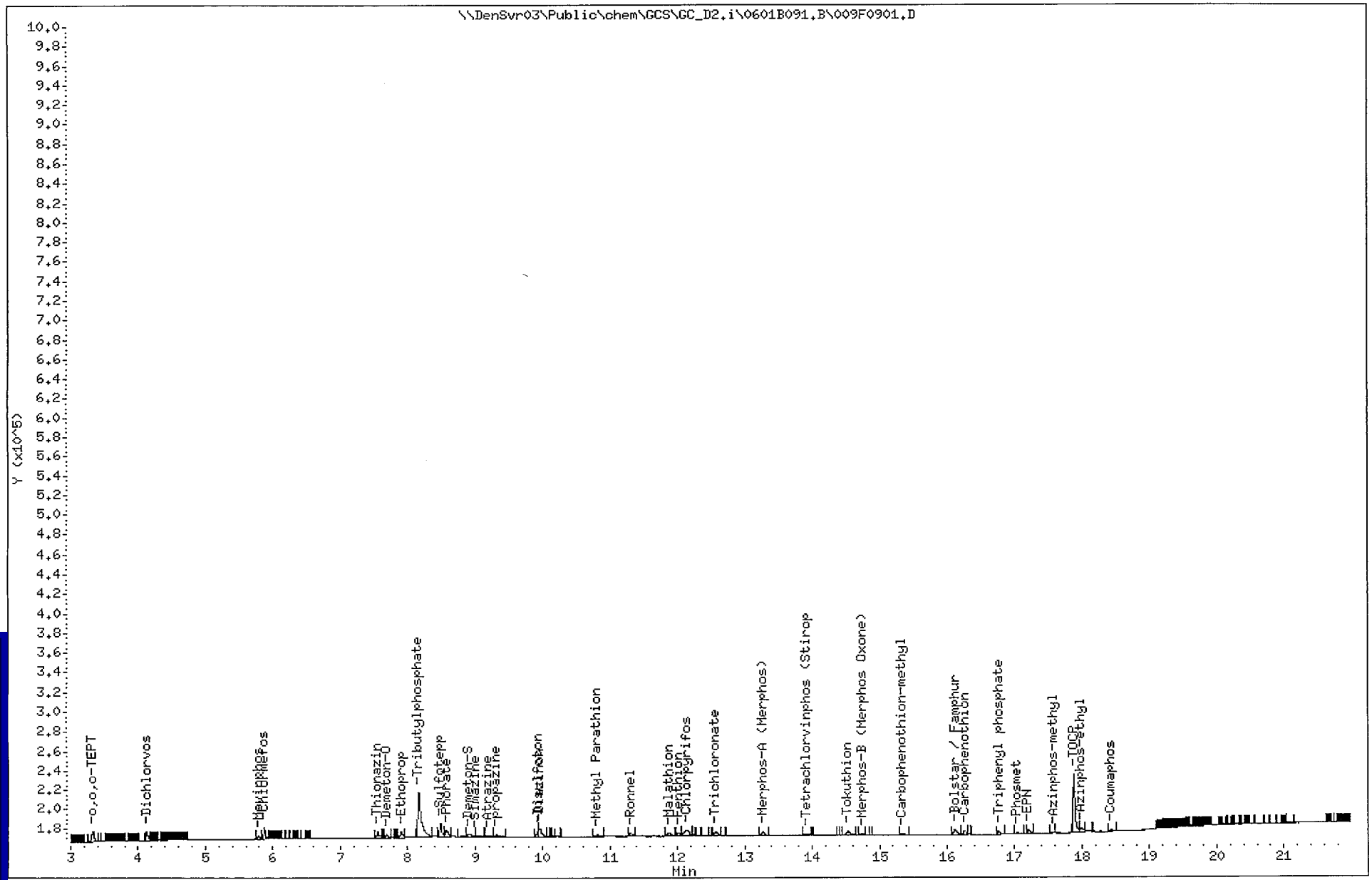

TestAmerica

Table of Contents

Data File Name: 009F0901.D
Inj. Date and Time: 01-JUN-2009 18:27
Instrument ID: GC_D2.i
Client ID: OPP L1 GSV0640
Compound Name: Demeton-S
CAS #:

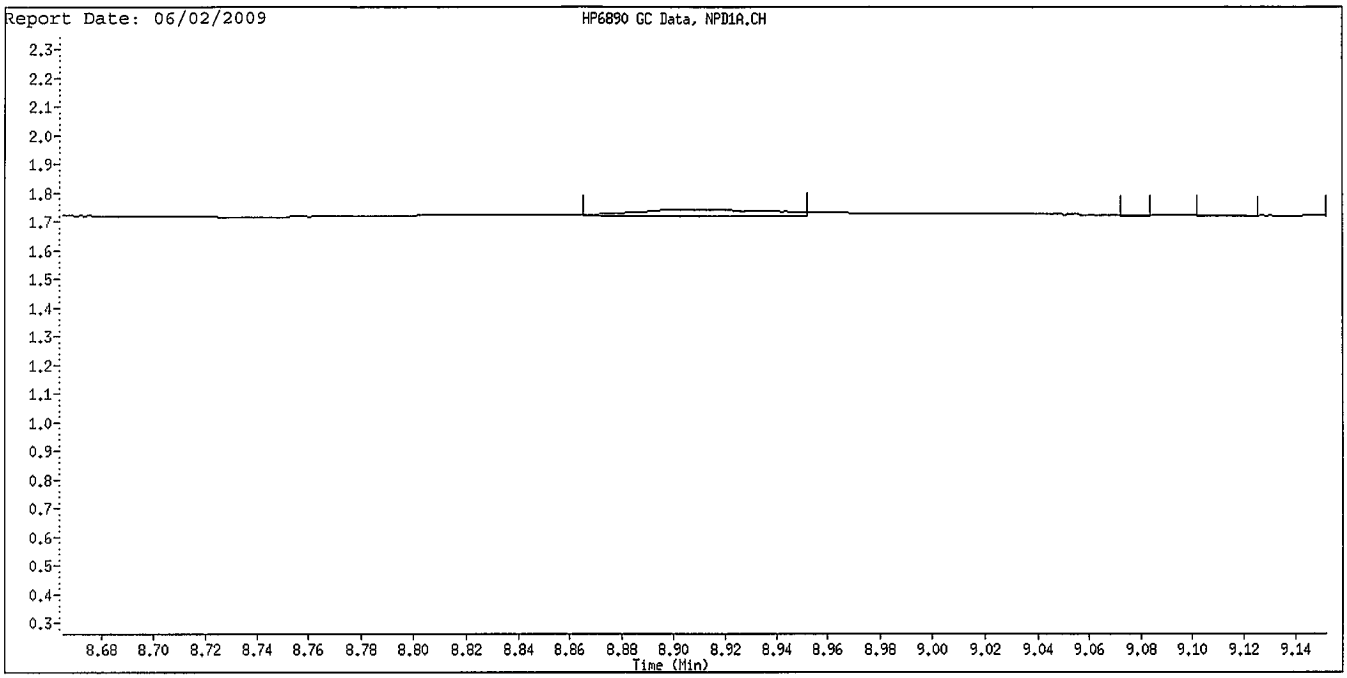

Original Integration

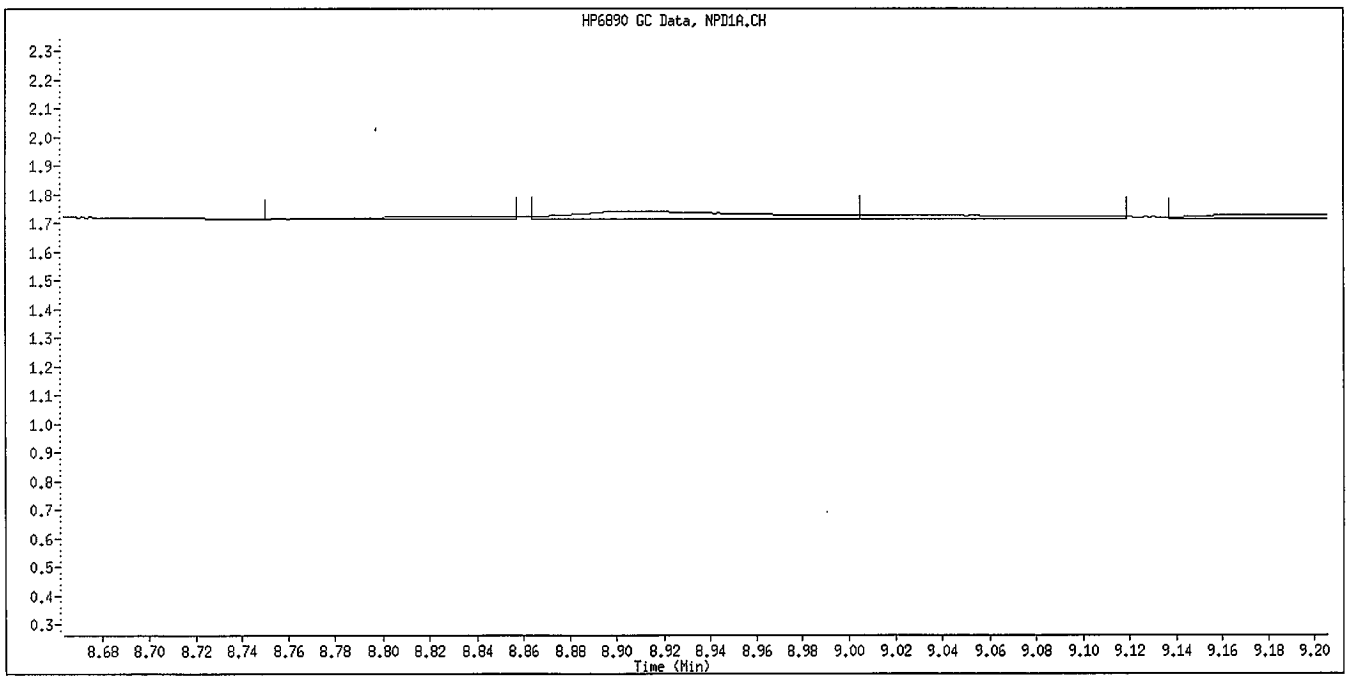

Manual Integration

Manually Integrated By: williamst
Manual Integration Reason: Baseline Event

6/2/09

Inj. Date and Time: 01-JUN-2009 18:27
Instrument ID: GC_D2.i
Client ID: OPP L1 GSV0640
Compound Name: Simazine
CAS #:
Report Date: 06/02/2009

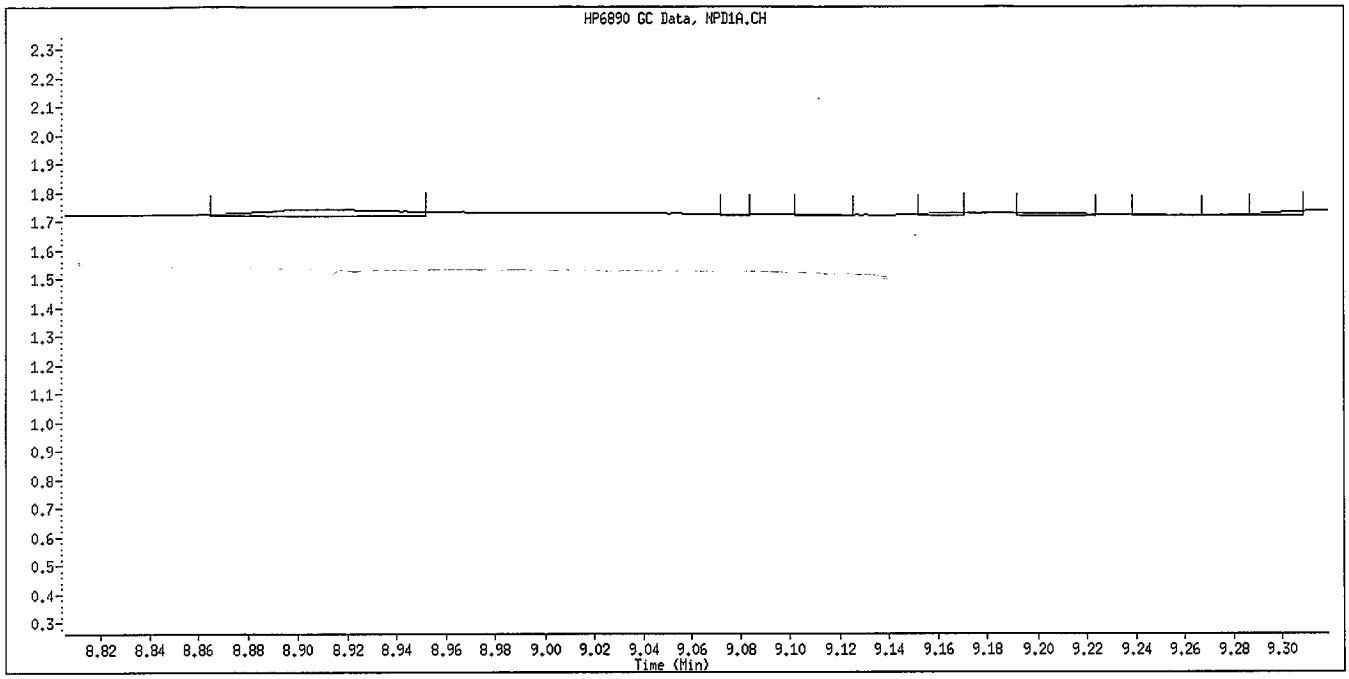

Original Integration

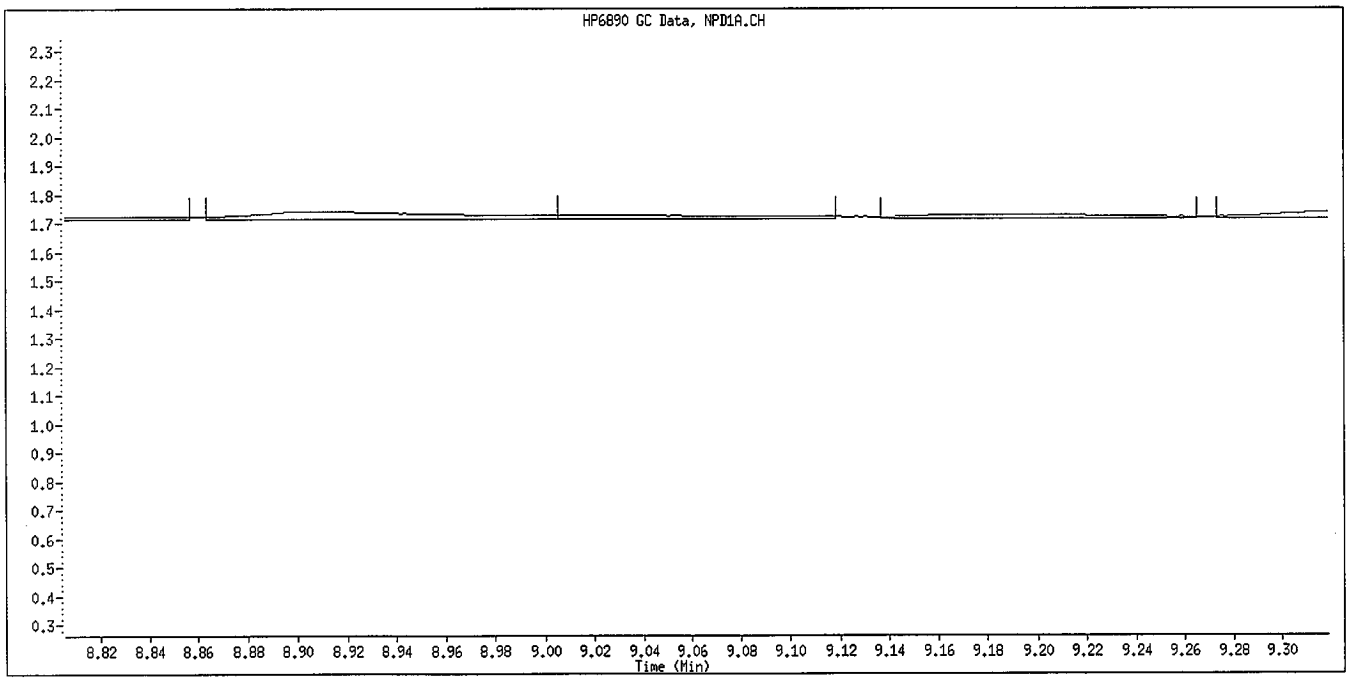

Manual Integration

Manually Integrated By: williamst
Manual Integration Reason: Baseline Event

6/2/09

Inj. Date and Time: 01-JUN-2009 18:27
Instrument ID: GC_D2.i
Client ID: OPP L1 GSV0640
Compound Name: Atrazine
CAS #:
Report Date: 06/02/2009

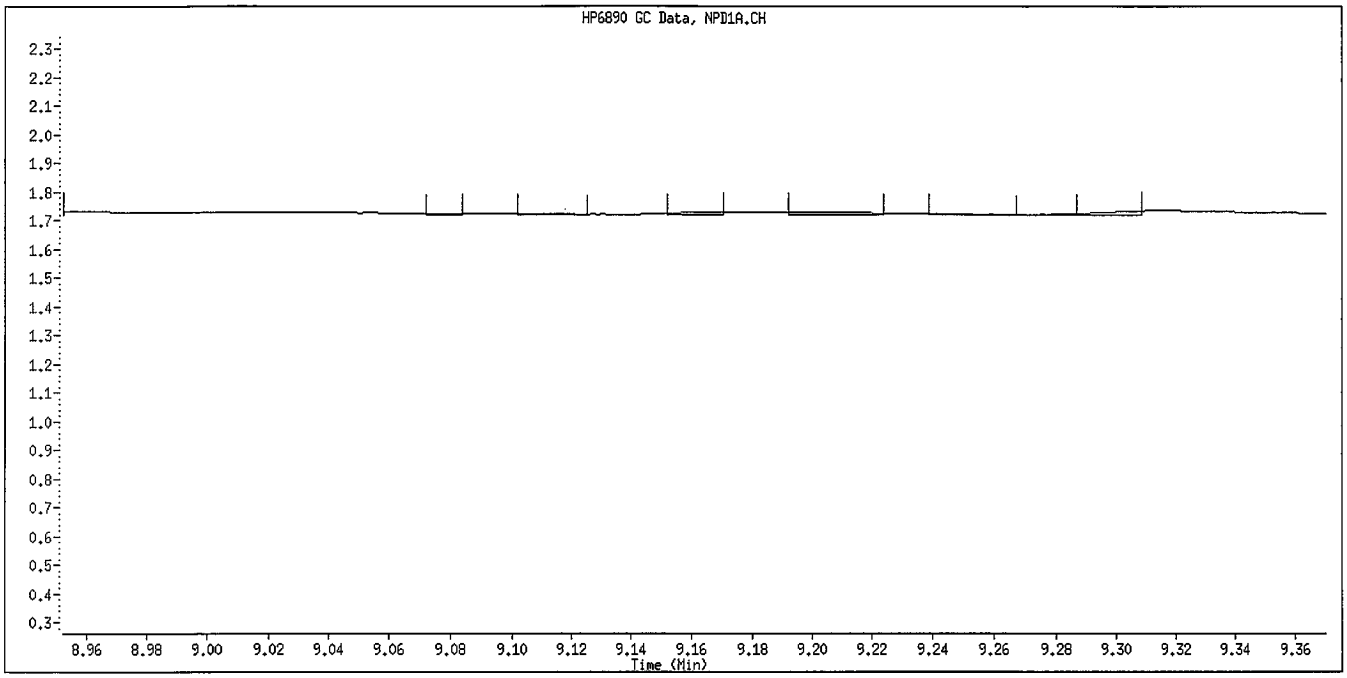

Original Integration

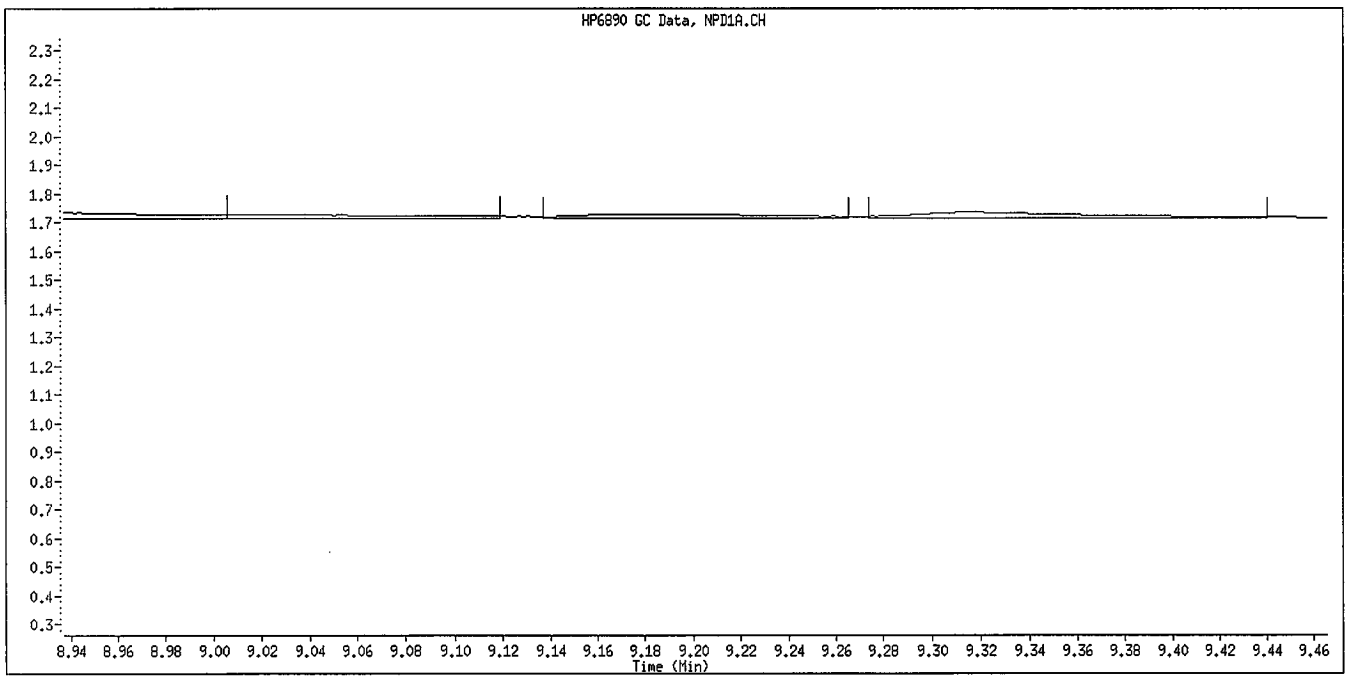

Manual Integration

Manually Integrated By: williamst
Manual Integration Reason: Baseline Event

6/2/09

Inj. Date and Time: 01-JUN-2009 18:27
Instrument ID: GC_D2.i
Client ID: OPP L1 GSV0640
Compound Name: propazine
CAS #:
Report Date: 06/02/2009

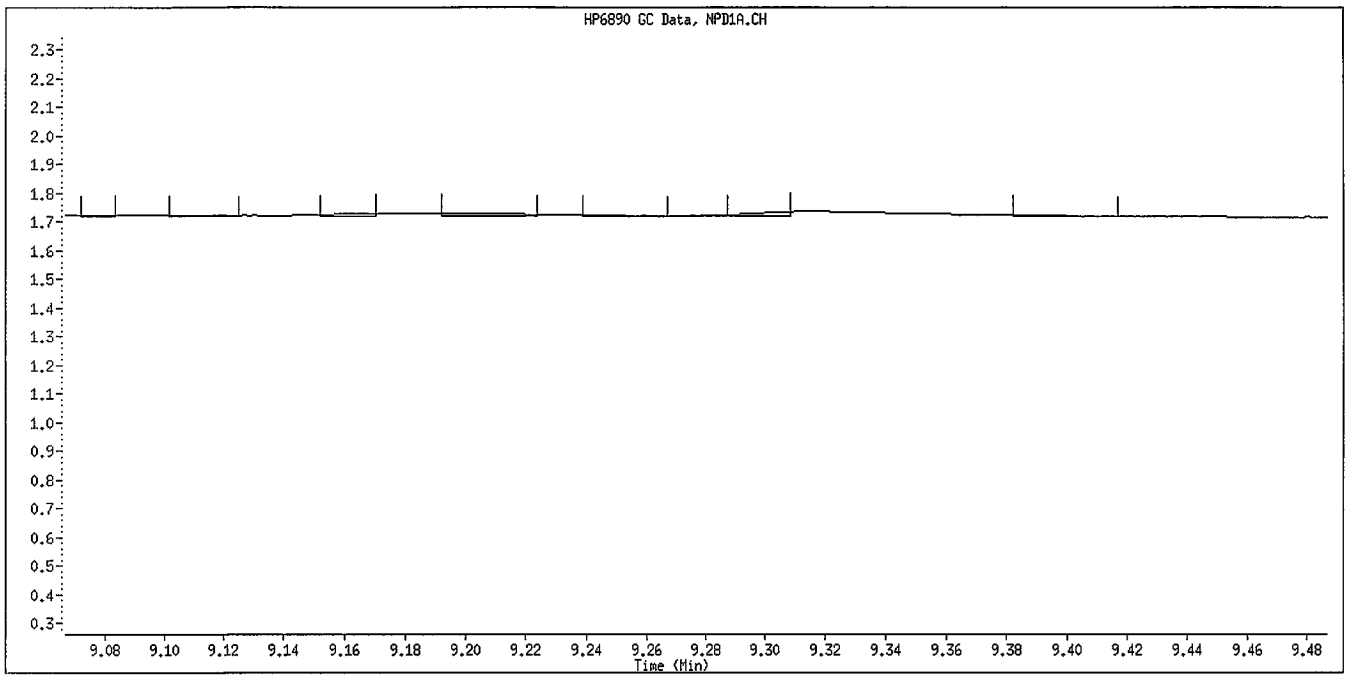

Original Integration

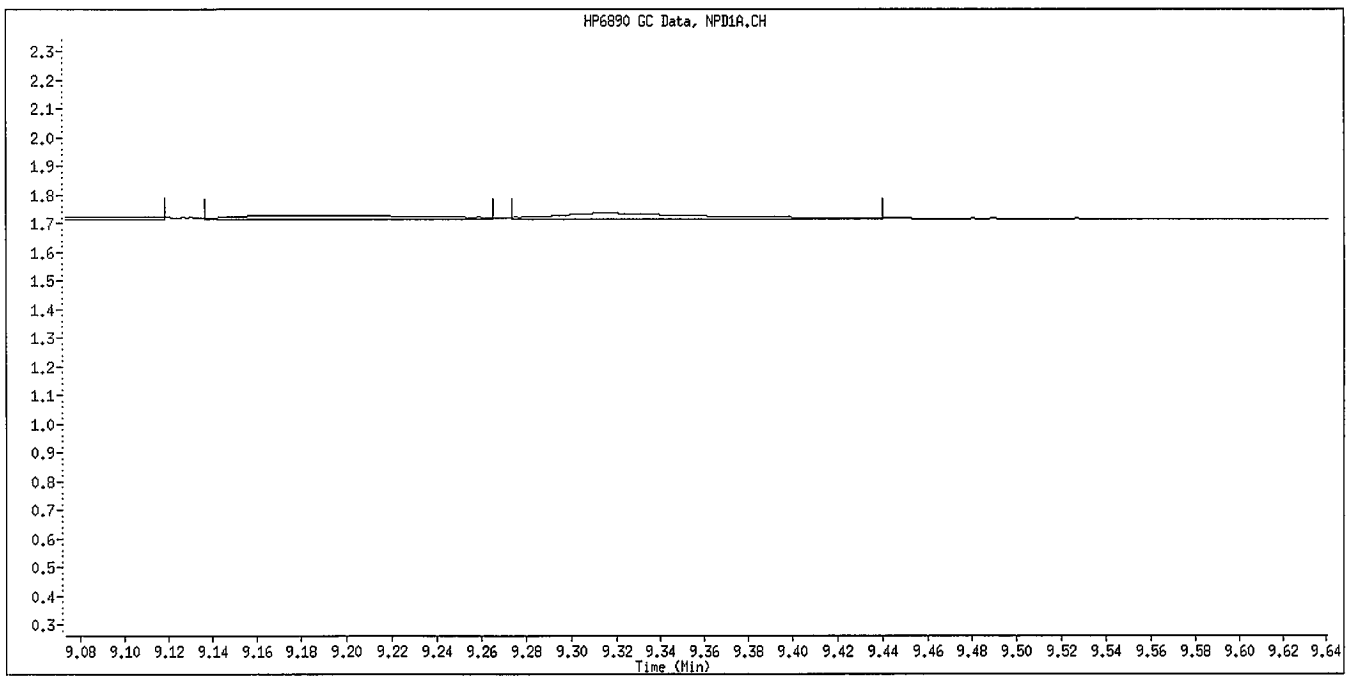

Manual Integration

Manually Integrated By: williamst
Manual Integration Reason: Baseline Event

Inj. Date and Time: 01-JUN-2009 18:27
Instrument ID: GC_D2.i
Client ID: OPP L1 GSV0640
Compound Name: Disulfoton
CAS #:
Report Date: 06/02/2009

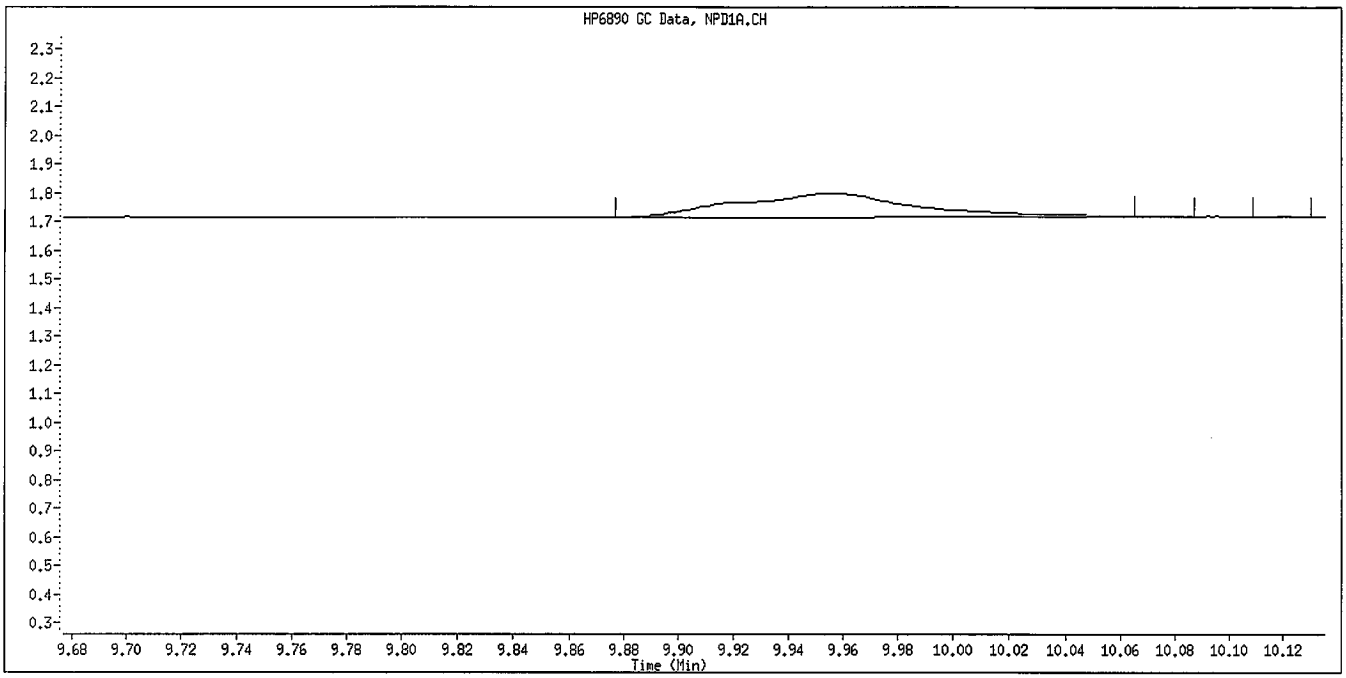

Original Integration

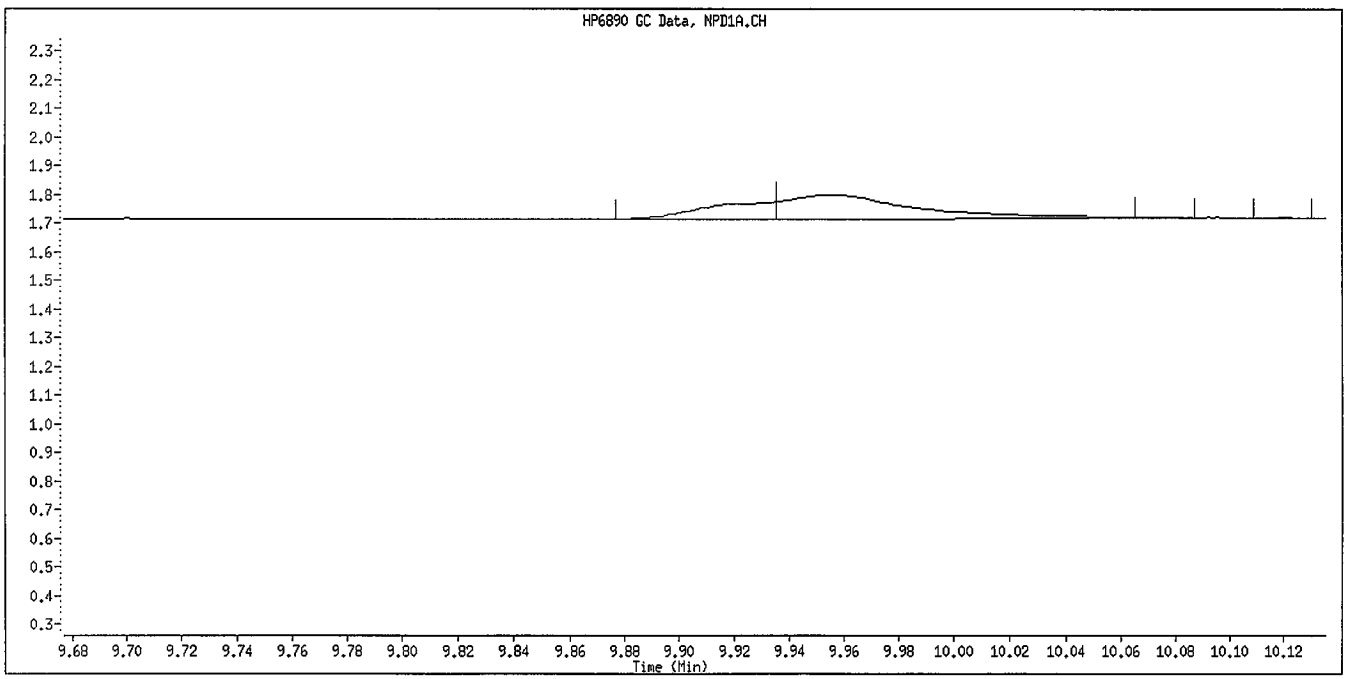

Manual Integration

Manually Integrated By: williamst
Manual Integration Reason: Baseline Event

6/2/09

Inj. Date and Time: 01-JUN-2009 18:27
Instrument ID: GC_D2.i
Client ID: OPP L1 GSV0640
Compound Name: Diazinon
CAS #: 333-41-5
Report Date: 06/02/2009

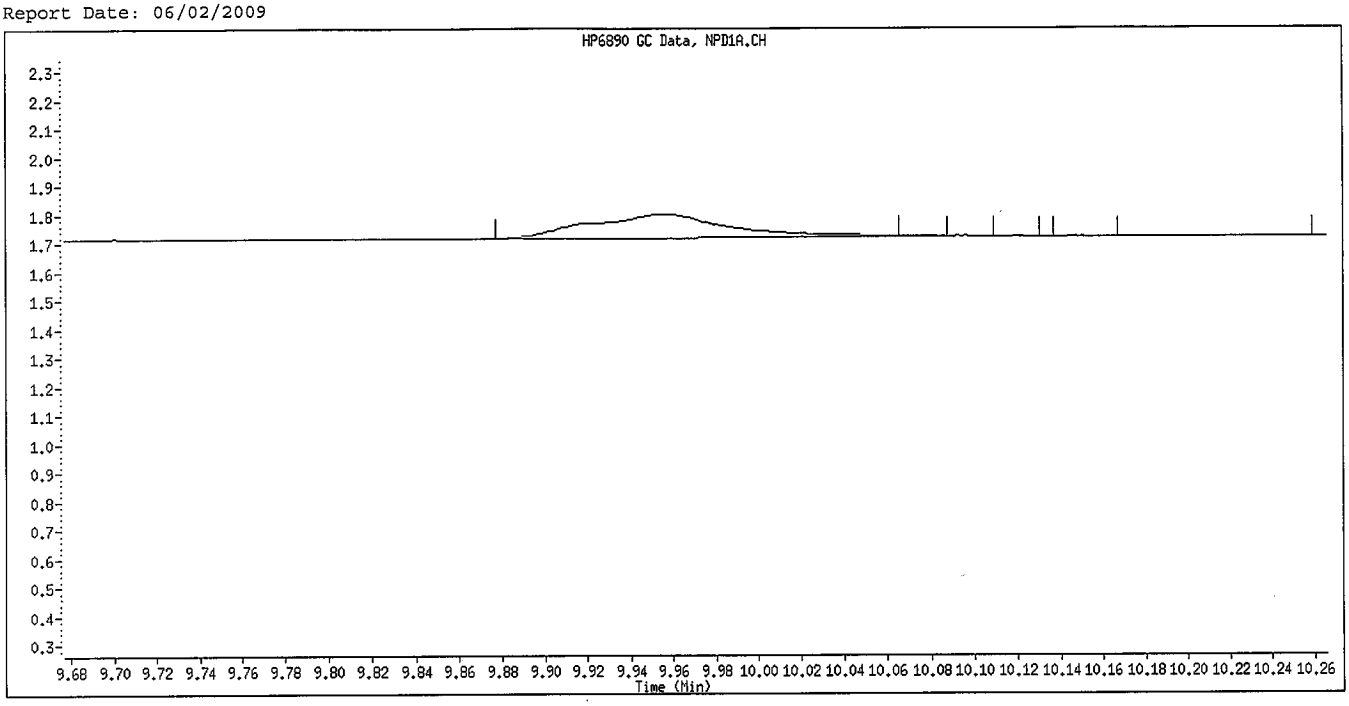

Original Integration

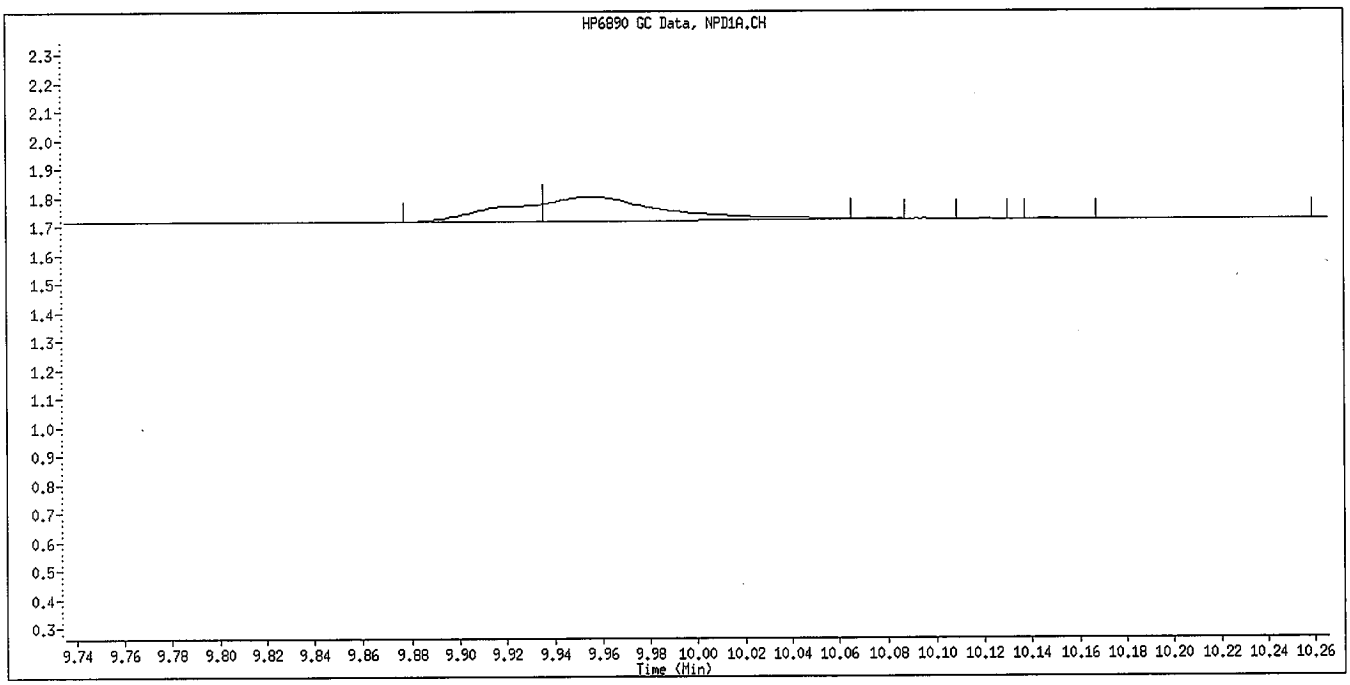

Manual Integration

Manually Integrated By: williamst
Manual Integration Reason: Baseline Event

6/2/09

Inj. Date and Time: 01-JUN-2009 18:27
Instrument ID: GC_D2.i
Client ID: OPP L1 GSV0640
Compound Name: Methyl Parathion
CAS #: 298-00-0
Report Date: 06/02/2009

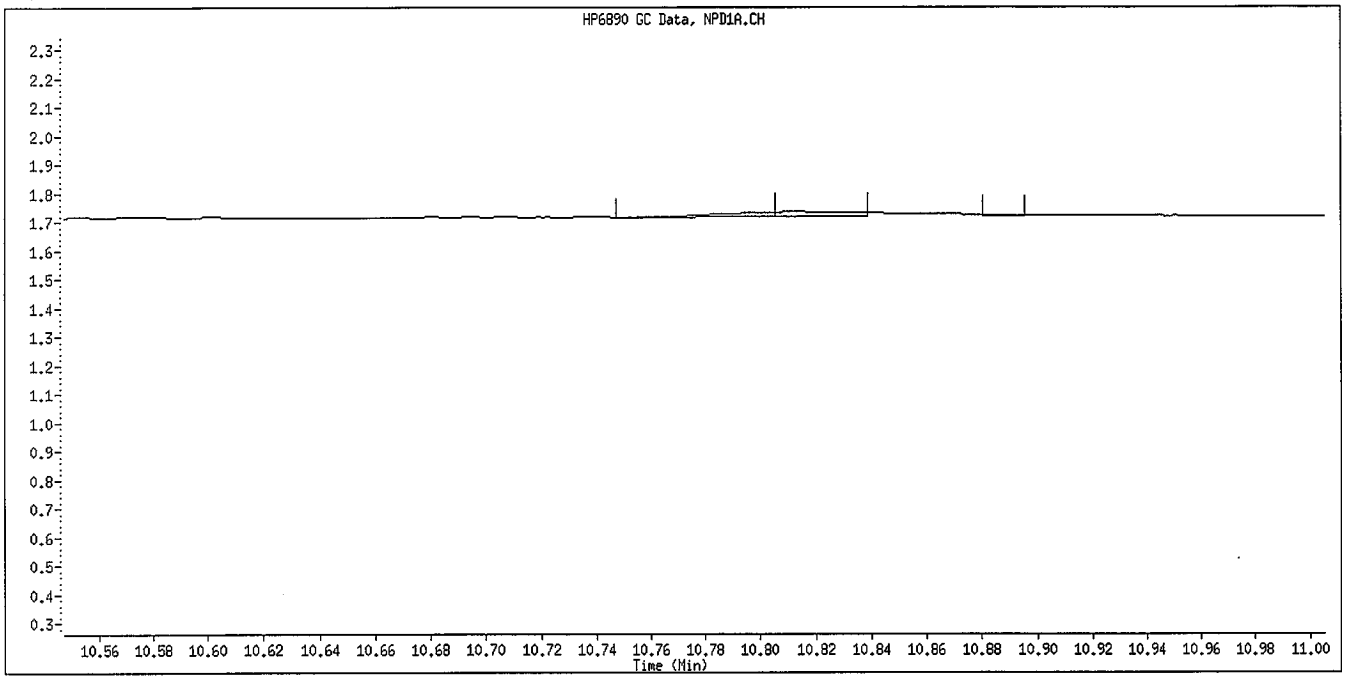

Original Integration

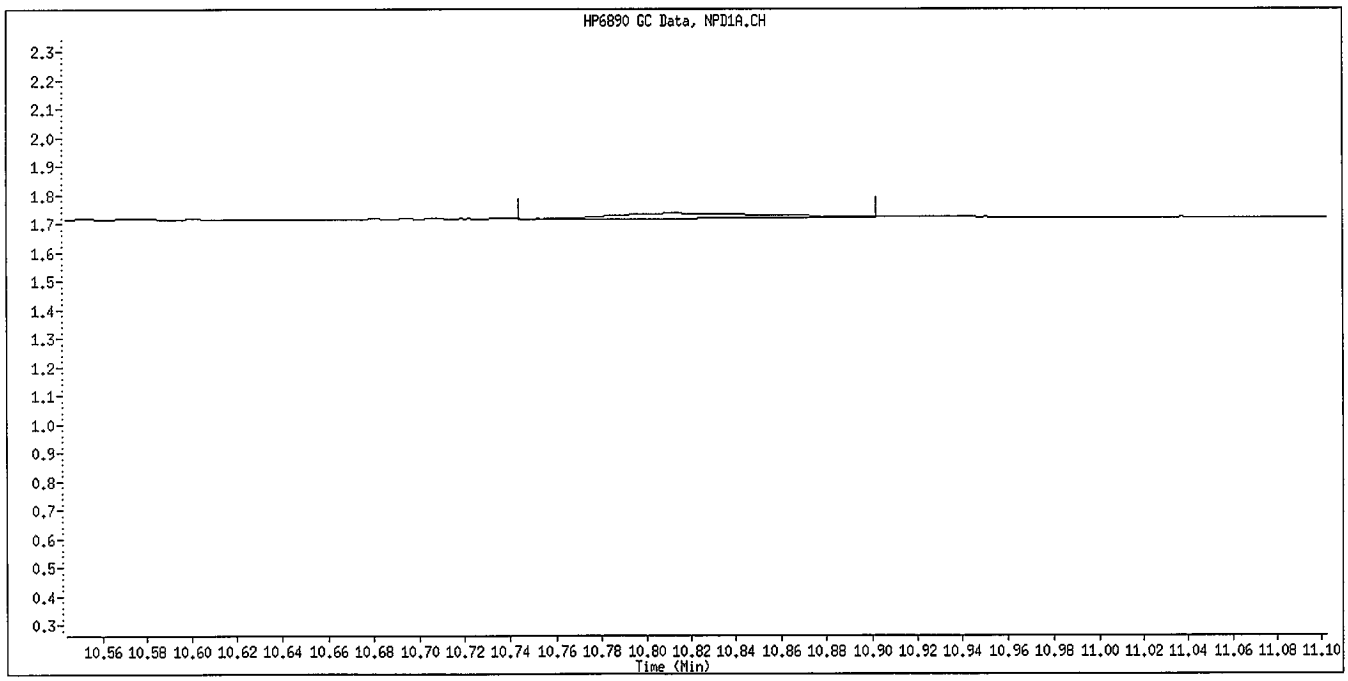

Manual Integration

Manually Integrated By: williamst
Manual Integration Reason: Baseline Event

6/2/09

Inj. Date and Time: 01-JUN-2009 18:27
Instrument ID: GC_D2.i
Client ID: OPP L1 GSV0640
Compound Name: Fenthion
CAS #:
Report Date: 06/02/2009

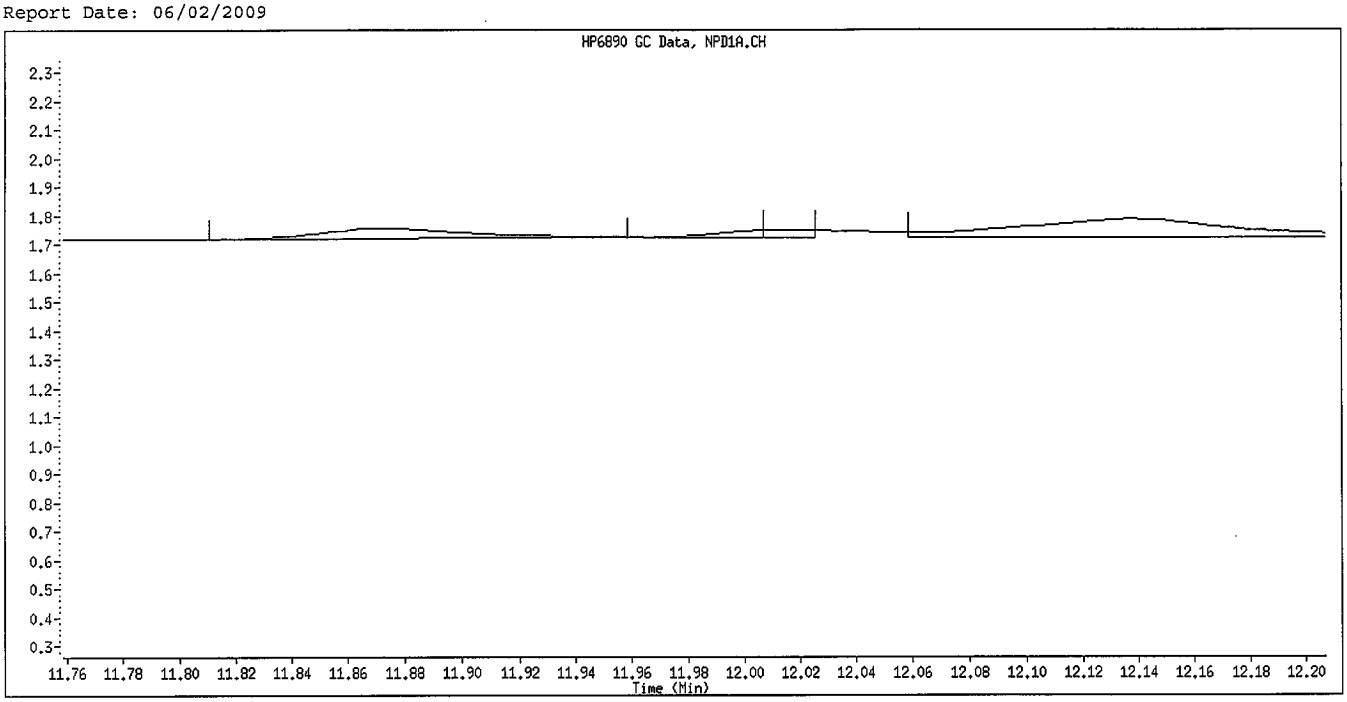

Original Integration

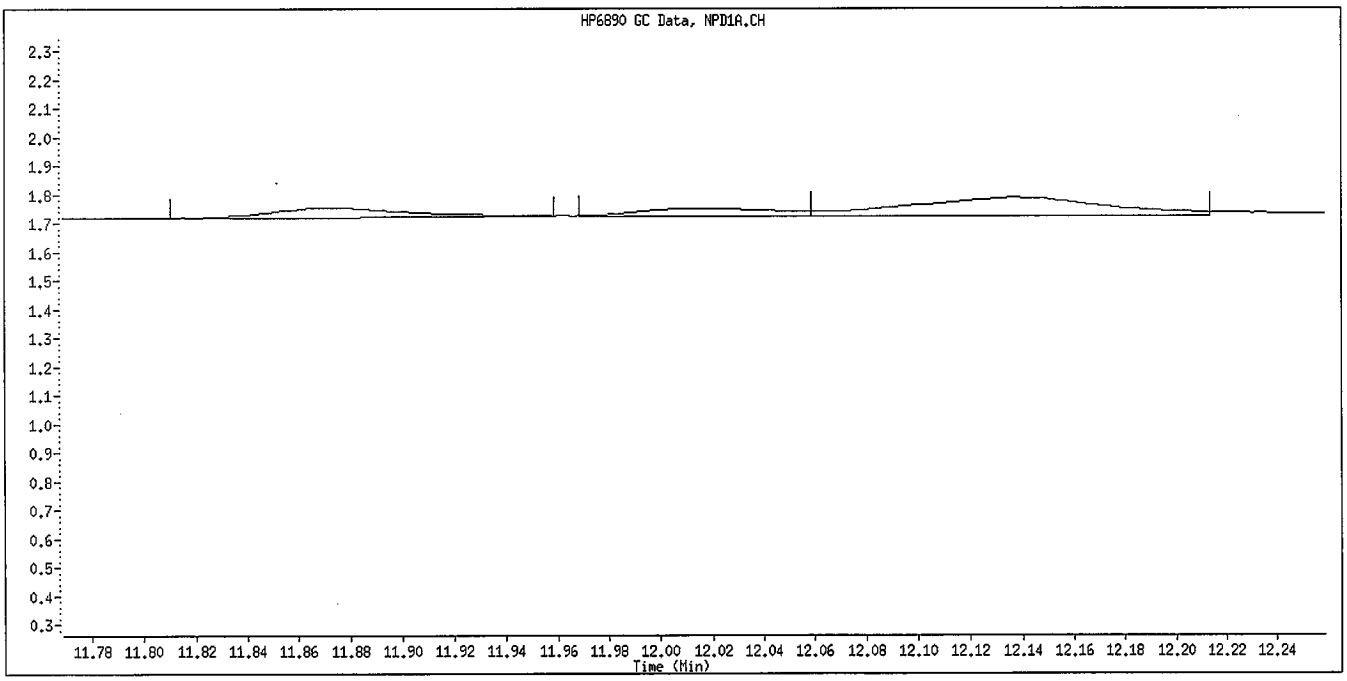

Manual Integration

Manually Integrated By: williamst
Manual Integration Reason: Baseline Event

6/2/09

Inj. Date and Time: 01-JUN-2009 18:27
Instrument ID: GC_D2.i
Client ID: OPP L1 GSV0640
Compound Name: Tetrachlorvinphos (Stirophos)
CAS #:
Report Date: 06/02/2009

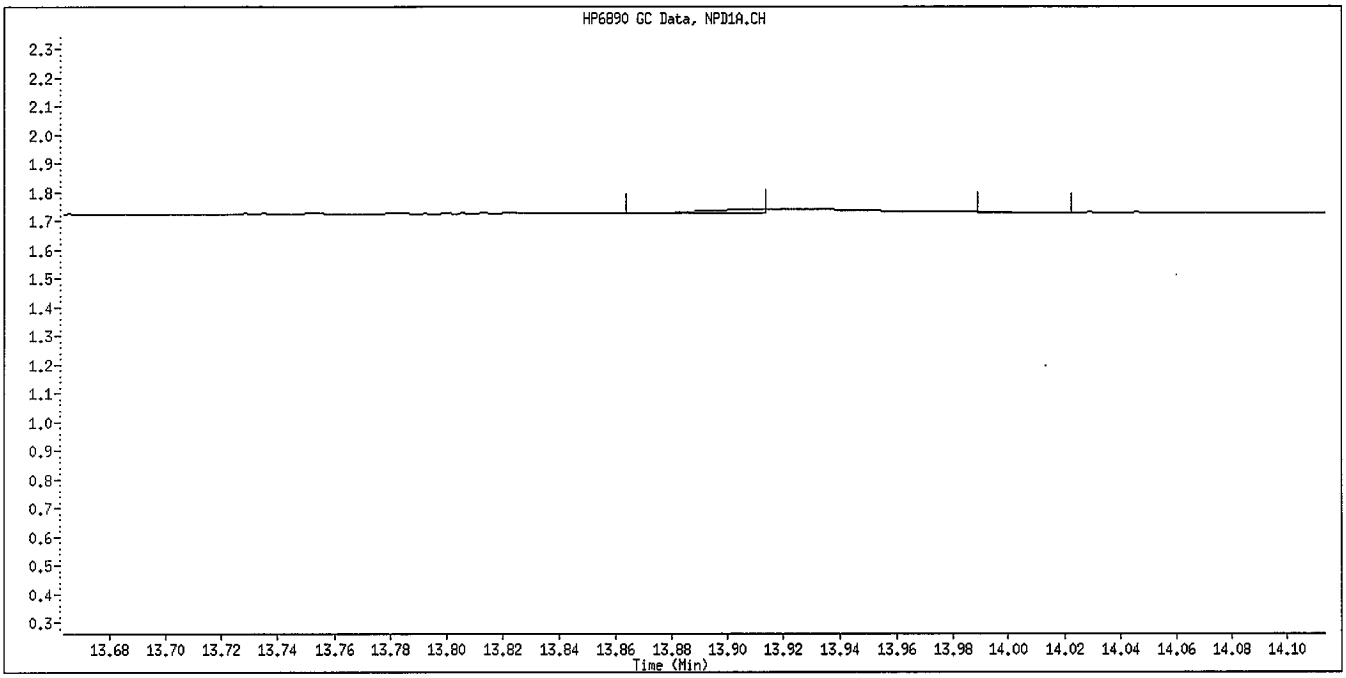

Original Integration

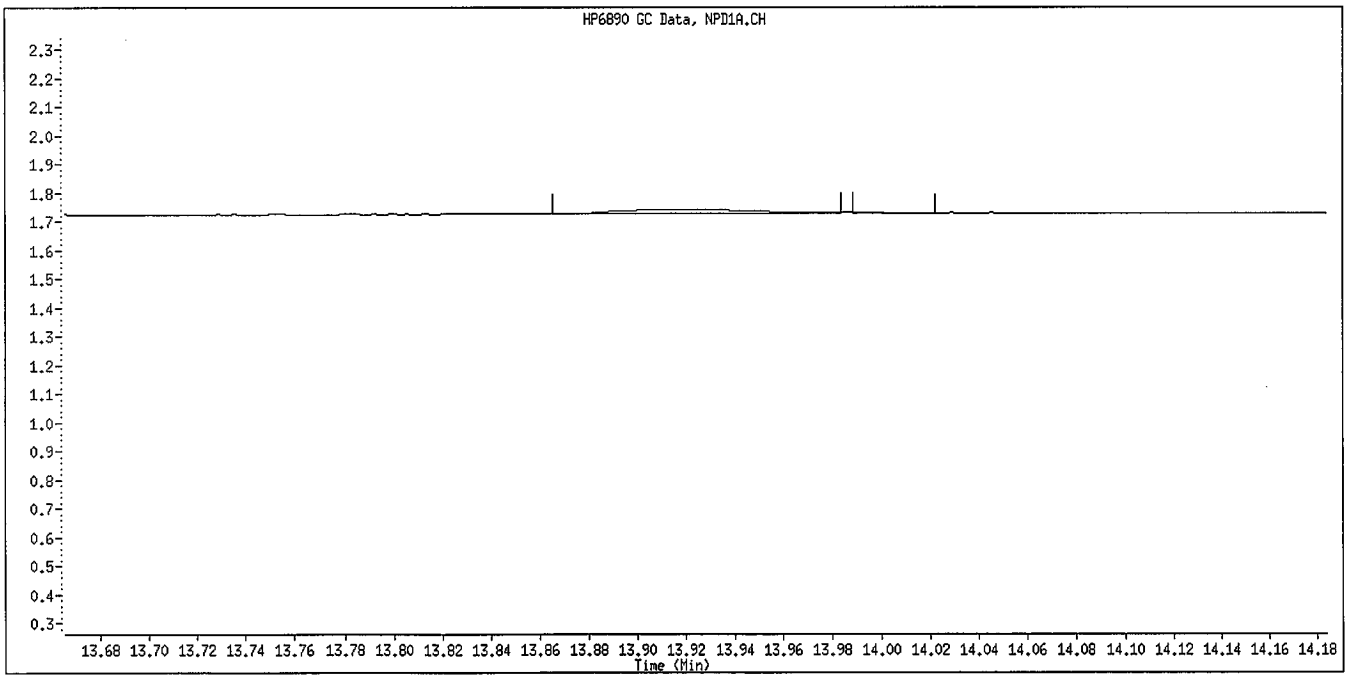

Manual Integration

Manually Integrated By: williamst
Manual Integration Reason: Baseline Event

6/2/09

Inj. Date and Time: 01-JUN-2009 18:27
Instrument ID: GC_D2.i
Client ID: OPP L1 GSV0640
Compound Name: Merphos-B (Merphos Oxone)
CAS #:
Report Date: 06/02/2009

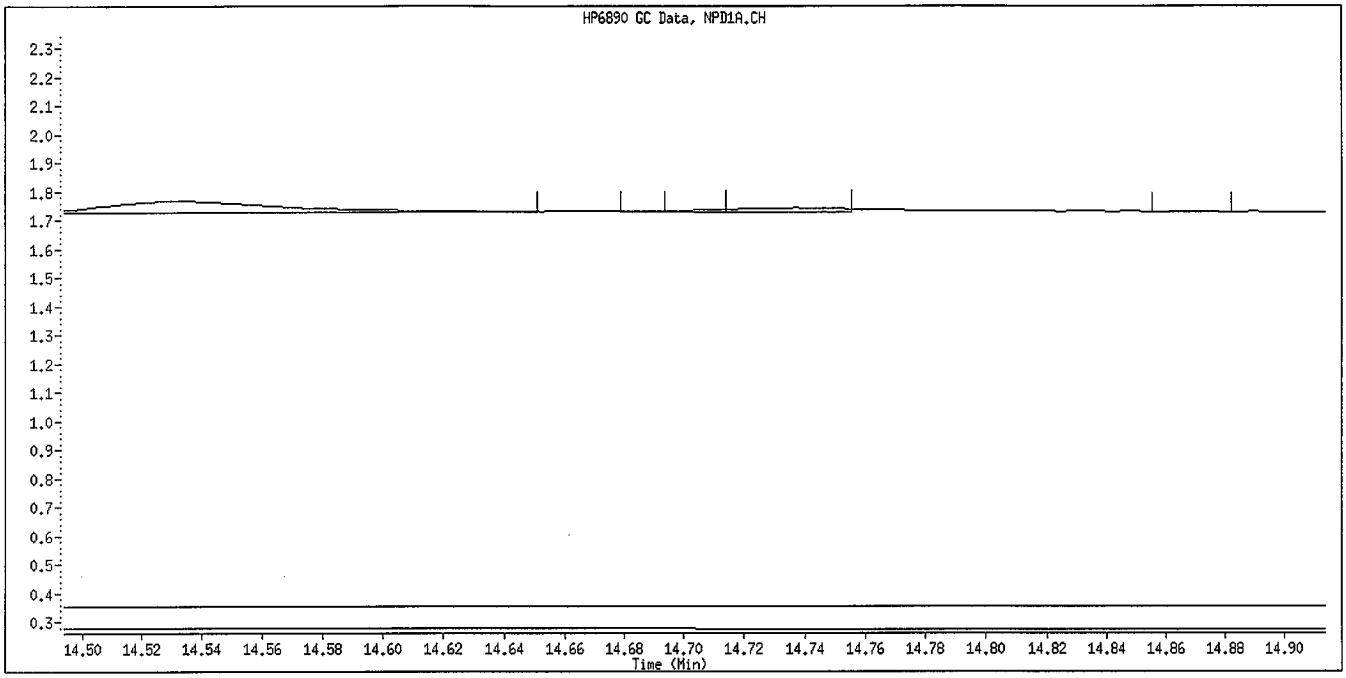

Original Integration

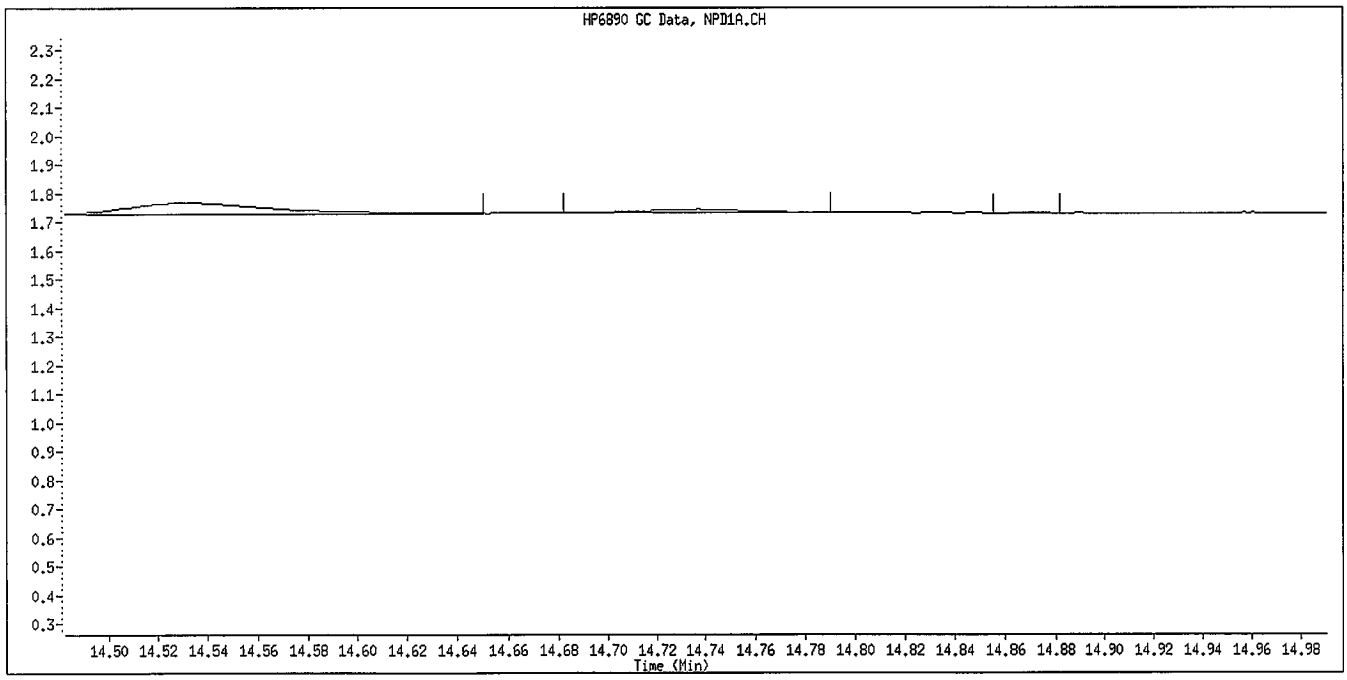

Manual Integration

Manually Integrated By: williamst
Manual Integration Reason: Baseline Event

6/2/09

Inj. Date and Time: 01-JUN-2009 18:27
Instrument ID: GC_D2.i
Client ID: OPP L1 GSV0640
Compound Name: Carbophenothion-methyl
CAS #:
Report Date: 06/02/2009

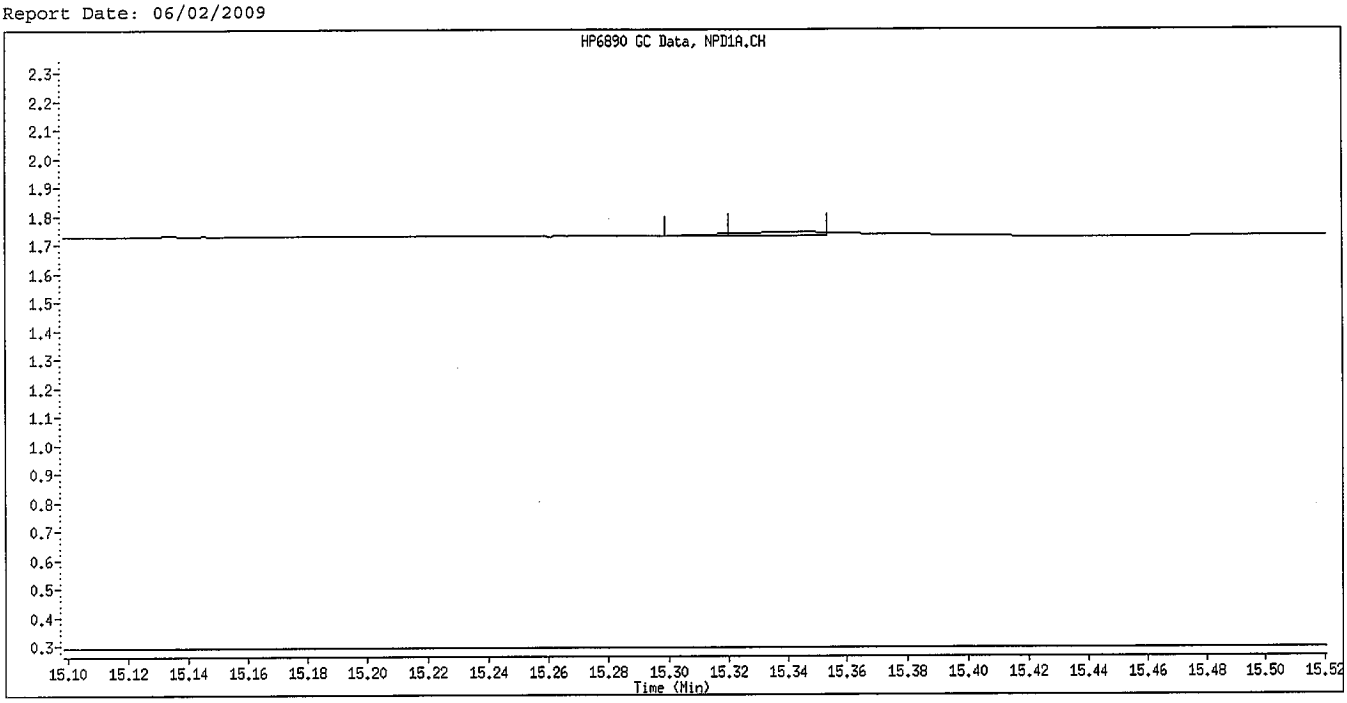

Original Integration

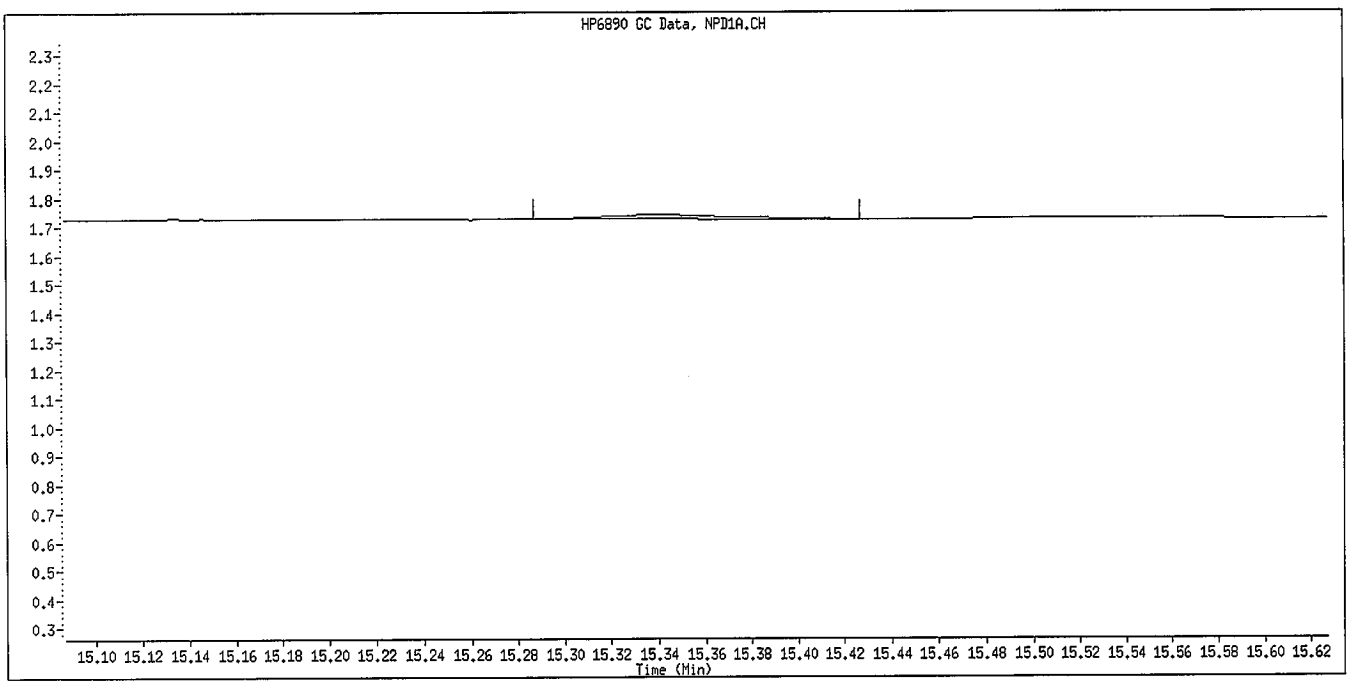

Manual Integration

Manually Integrated By: williamst
Manual Integration Reason: Baseline Event

6/2/09

Inj. Date and Time: 01-JUN-2009 18:27
Instrument ID: GC_D2.i
Client ID: OPP L1 GSV0640
Compound Name: Triphenyl phosphate
CAS #: 115-86-6
Report Date: 06/02/2009

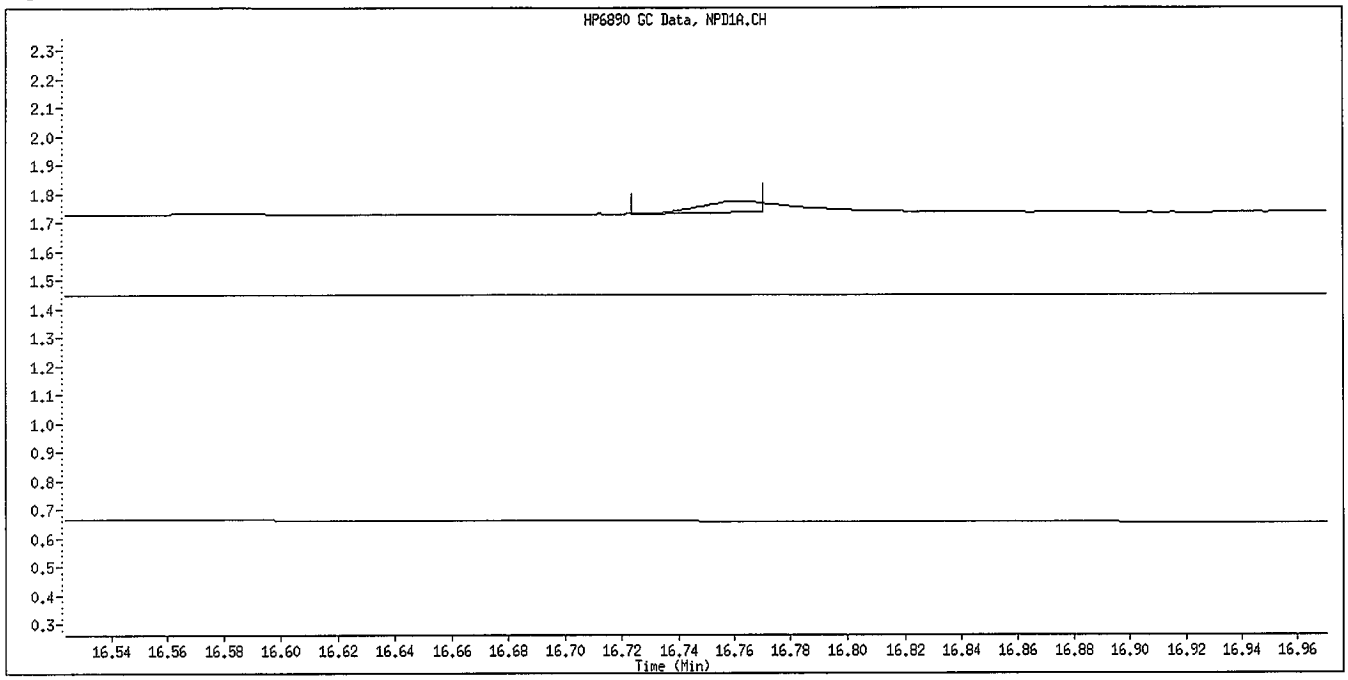

Original Integration

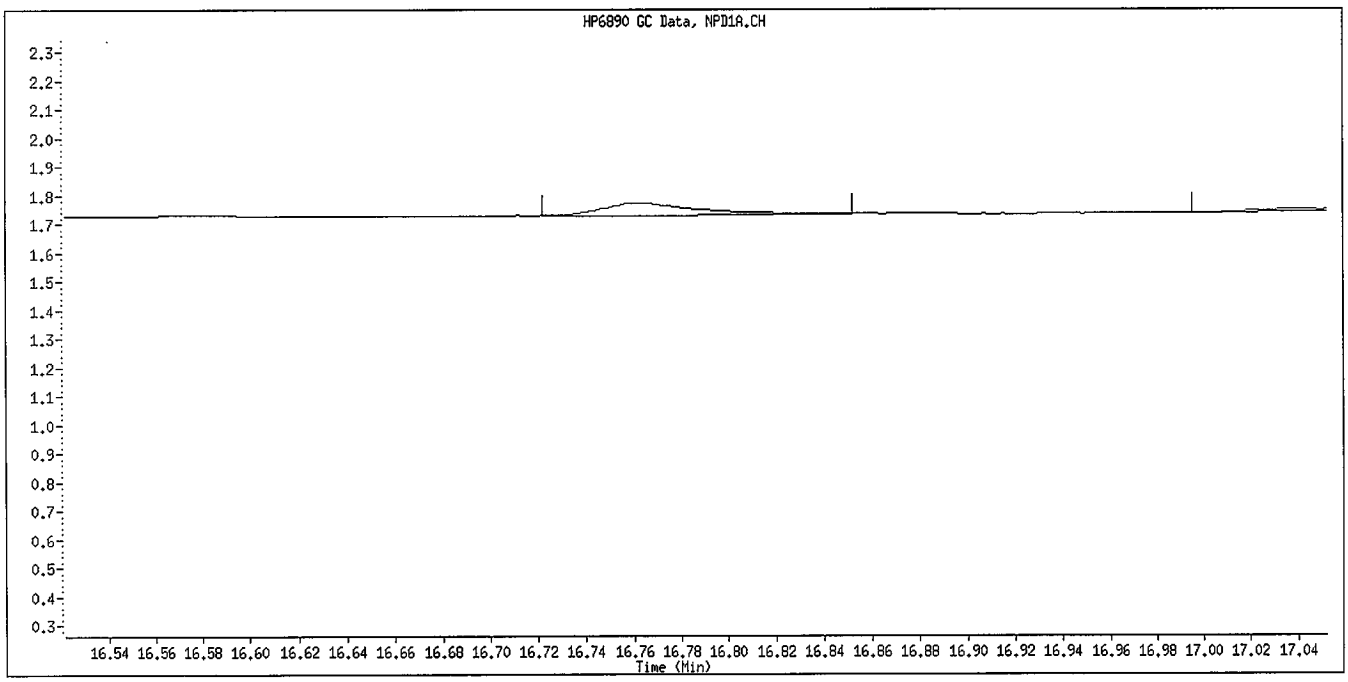

Manual Integration

Manually Integrated By: williamst
Manual Integration Reason: Baseline Event

6/4 6/8/09

Inj. Date and Time: 01-JUN-2009 18:27
Instrument ID: GC_D2.i
Client ID: OPP L1 GSV0640
Compound Name: Phosmet
CAS #:
Report Date: 06/02/2009

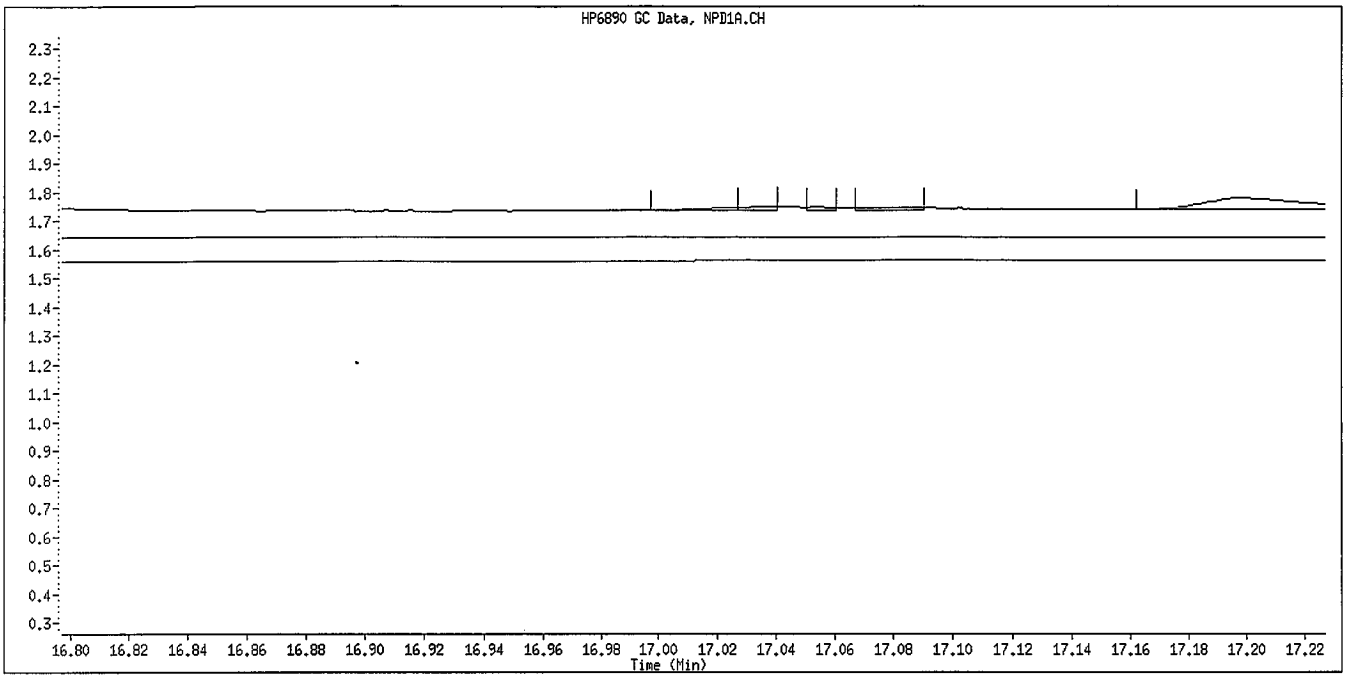

Original Integration

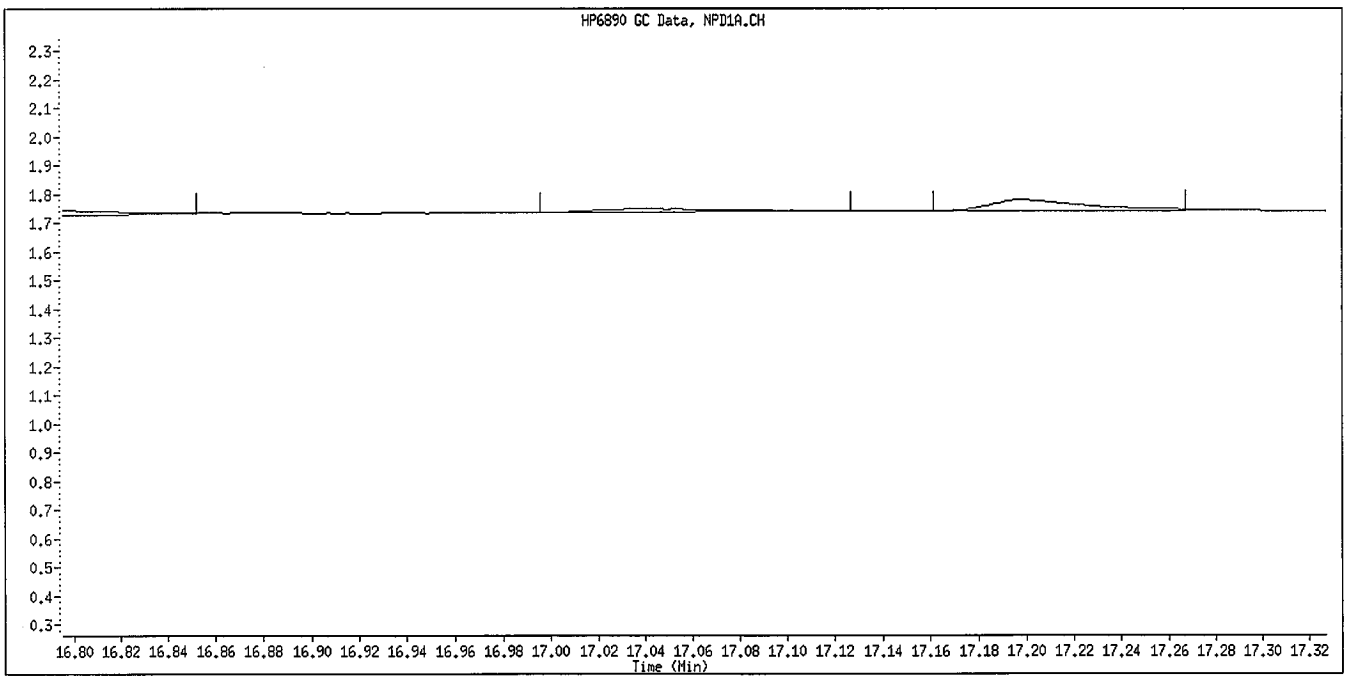

Manual Integration

Manually Integrated By: williamst
Manual Integration Reason: Baseline Event

6/2/09

Inj. Date and Time: 01-JUN-2009 18:27
Instrument ID: GC_D2.i
Client ID: OPP L1 GSV0640
Compound Name: Azinphos-methyl
CAS #:
Report Date: 06/02/2009

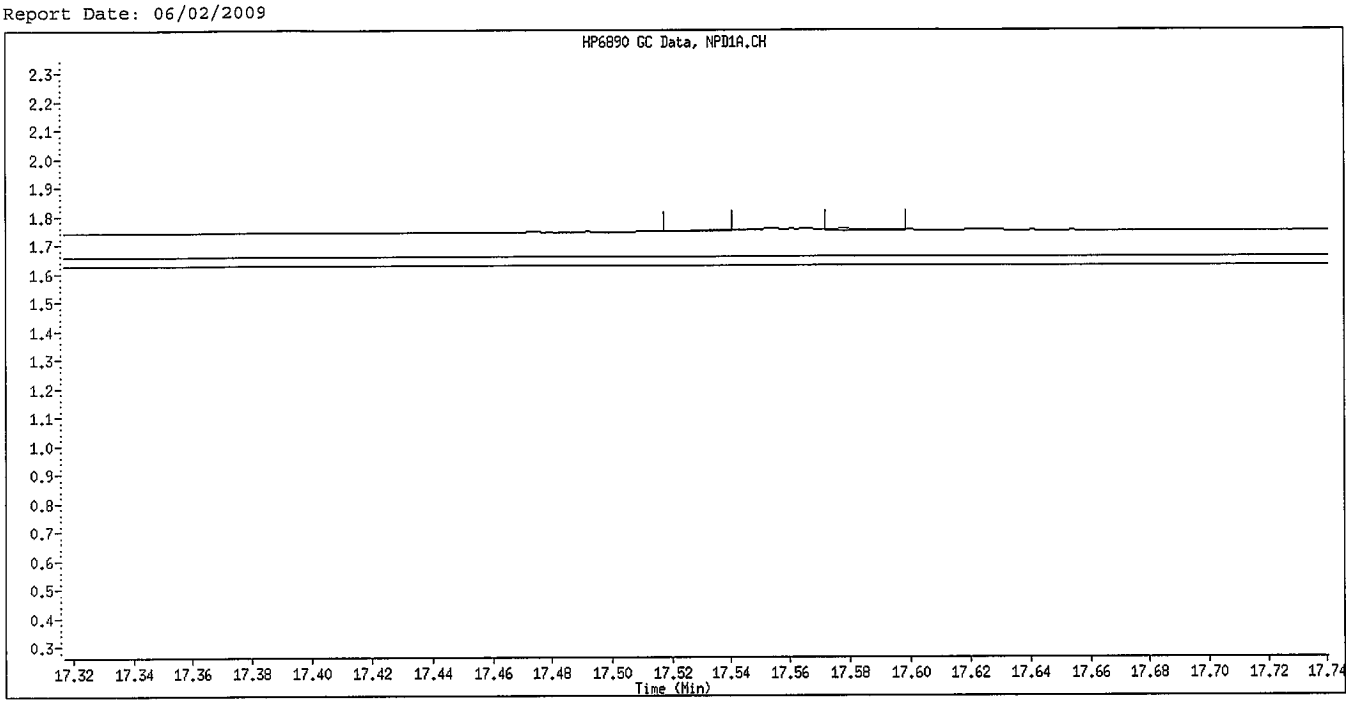

Original Integration

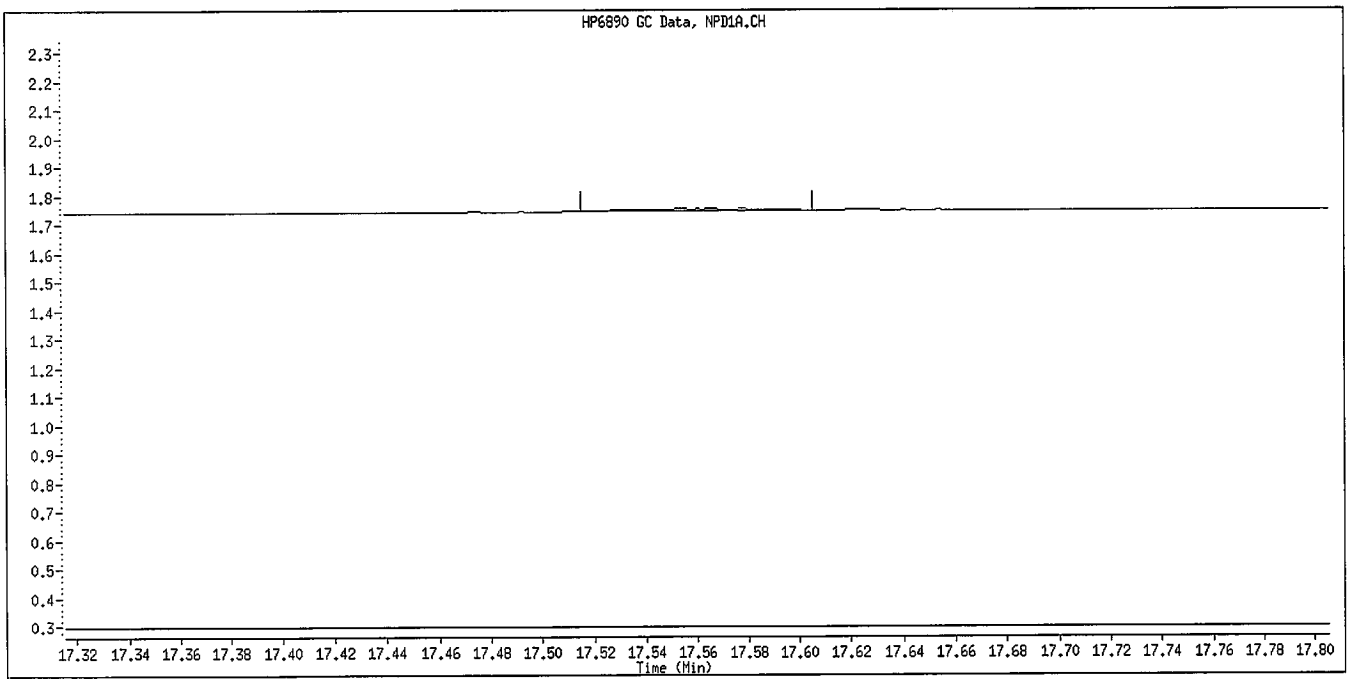

Manual Integration

Manually Integrated By: williamst
Manual Integration Reason: Baseline Event

ge 6/8/09

Inj. Date and Time: 01-JUN-2009 18:27
Instrument ID: GC_D2.i
Client ID: OPP L1 GSV0640
Compound Name: Azinphos-ethyl
CAS #:
Report Date: 06/02/2009

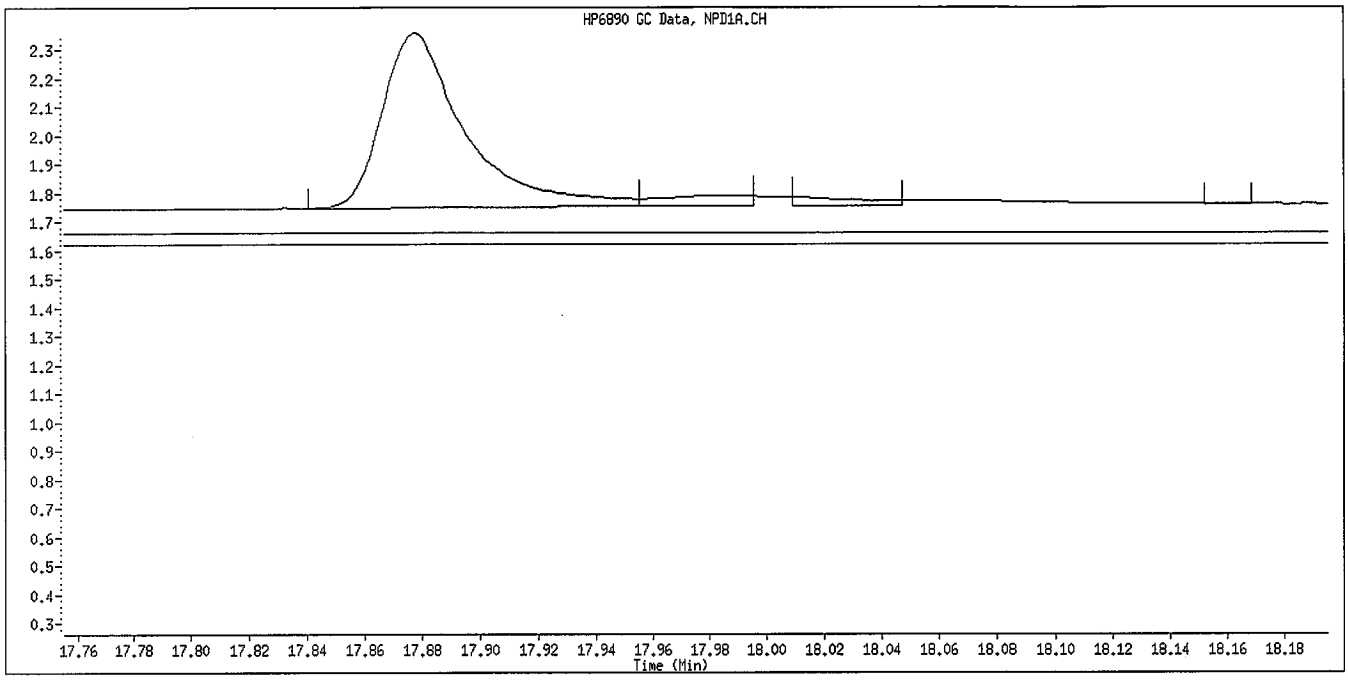

Original Integration

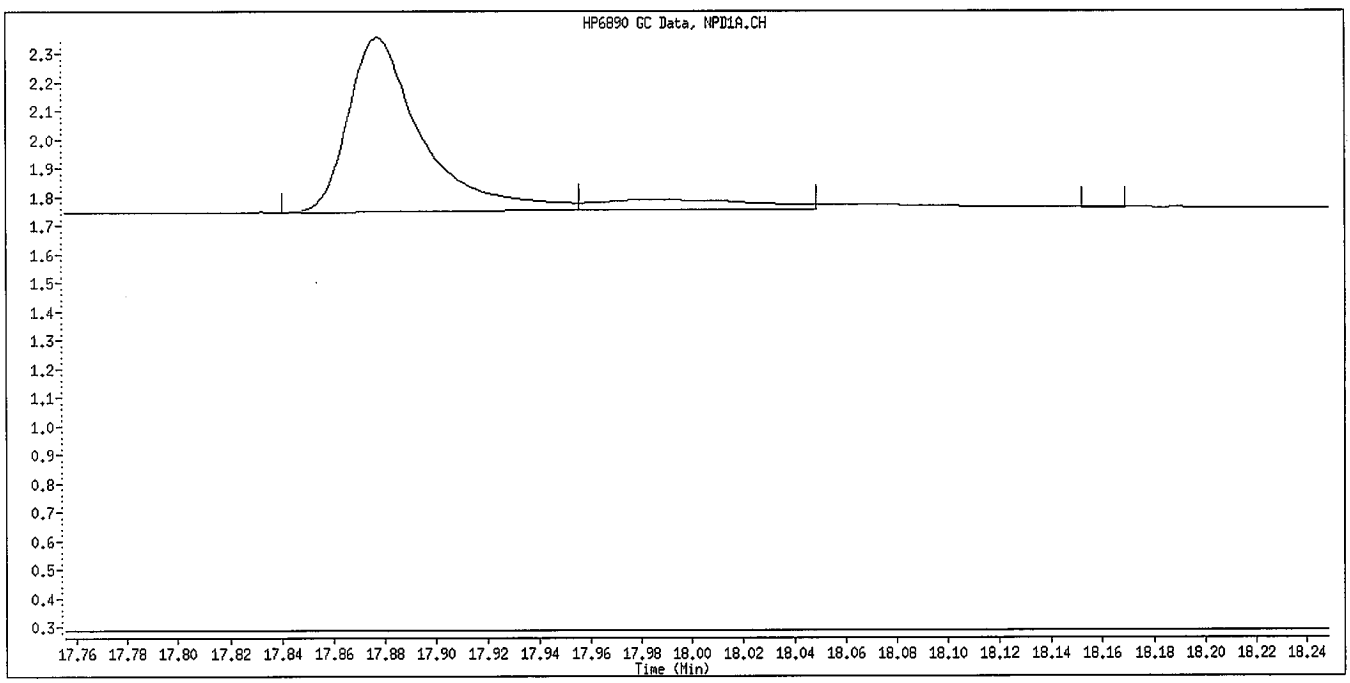

Manual Integration

Manually Integrated By: williamst
Manual Integration Reason: Baseline Event

6/2/09

Inj. Date and Time: 01-JUN-2009 18:27
Instrument ID: GC_D2.i
Client ID: OPP L1 GSV0640
Compound Name: Coumaphos
CAS #:
Report Date: 06/02/2009

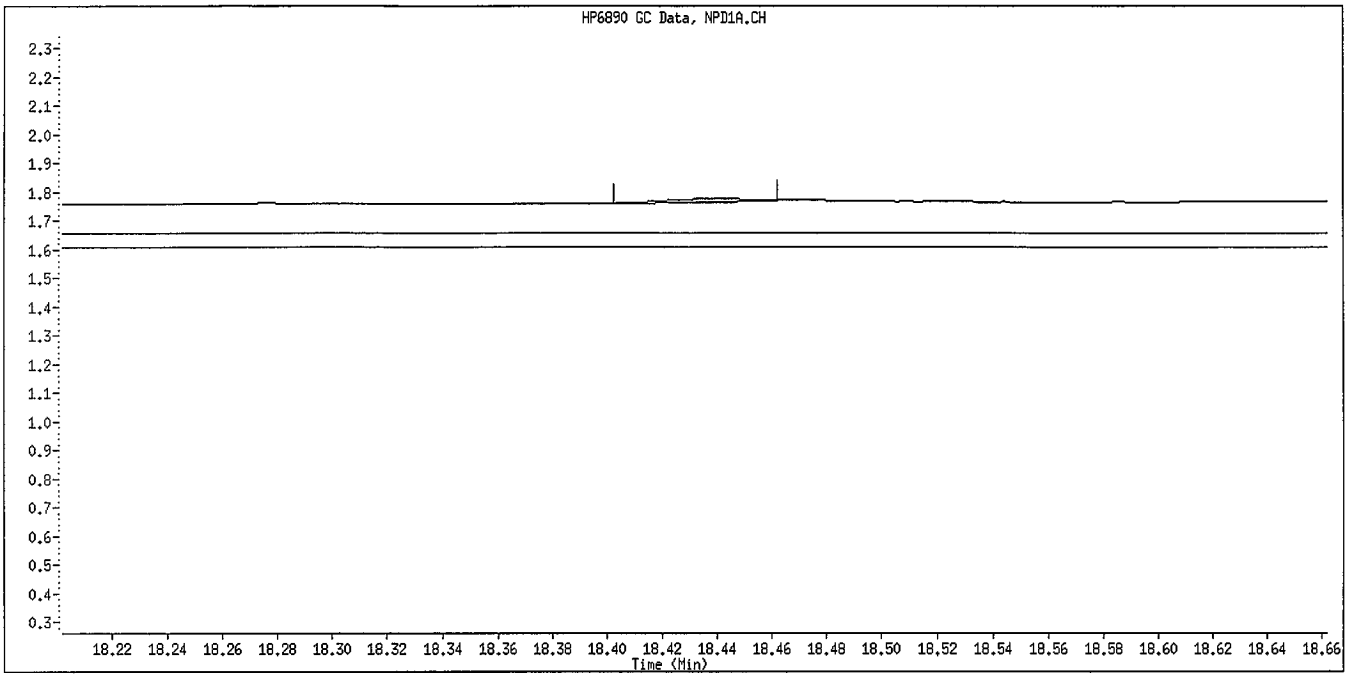

Original Integration

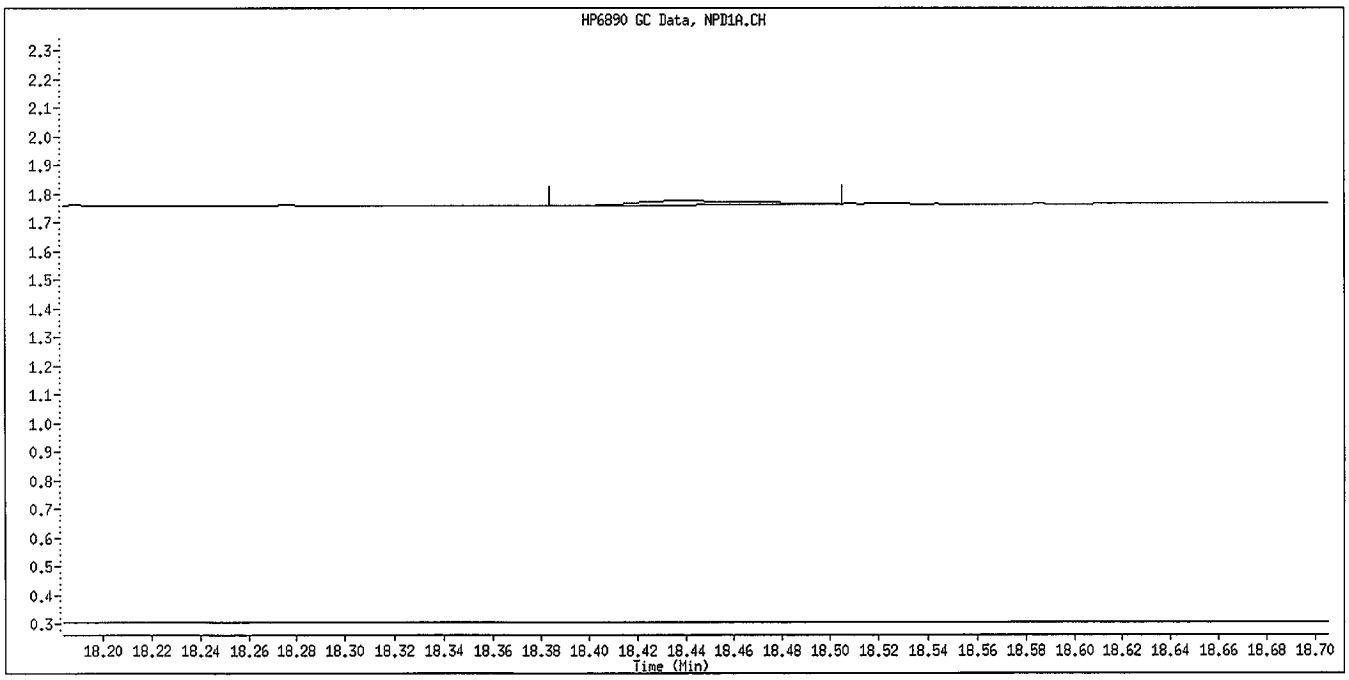

Manual Integration

Manually Integrated By: williamst
Manual Integration Reason: Baseline Event

6/2/09

TestAmerica

Data file : \\DenSvr03\Public\chem\GCS\GC_D2.i\0601B091.B\010F1001.D
Lab Smp Id: OPP SS GSV0641 Client Smp ID: OPP SS GSV0641
Inj Date : 01-JUN-2009 18:55
Operator : MPK/TLW Inst ID: GC_D2.i
Smp Info : OPP SS GSV0641
Misc Info : IS - GSV0633-09
Comment :
Method : \\DenSvr03\Public\chem\GCS\GC_D2.i\0601B091.B\8141A-1.m
Meth Date : 02-Jun-2009 14:22 GC_D2.i Quant Type: ISTD
Cal Date : 01-JUN-2009 18:27 Cal File: 009F0901.D
Als bottle: 10 Continuing Calibration Sample
Dil Factor: 1.00000
Integrator: Falcon Compound Sublist: 8141A.sub
Target Version: 4.14
Processing Host: DENPC075

	Compounds	RT	EXP RT	REL RT	RESPONSE	AMOUNTS CAL-AMT (ug/mL)	AMOUNTS ON-COL (ug/mL)
	1 o,o,o-TEPT	3.329	3.329	(0.186)	404642	2.00000	2.043
	2 Dichlorvos	4.122	4.122	(0.231)	232262	2.00000	1.841
	3 Mevinphos	5.782	5.780	(0.324)	102421	2.00000	1.739
$	4 Chlormefos	5.874	5.875	(0.329)	269693	2.00000	1.876
	5 Thionazin	7.547	7.547	(0.422)	272176	2.00000	2.145
	6 Demeton-O	7.689	7.689	(0.430)	233148	0.65000	1.807
	7 Ethoprop	7.894	7.890	(0.442)	245207	2.00000	2.129
	8 Naled	8.101	8.099	(0.453)	17713	2.00000	1.420
*	9 Tributylphosphate	8.156	8.148	(1.000)	205760	2.00000	
	10 Sulfotepp	8.482	8.481	(0.475)	325683	2.00000	1.956
	11 Phorate	8.574	8.574	(0.480)	245970	2.00000	2.113
	12 Dimethoate	8.716	8.710	(0.488)	231244	2.00000	1.963
	13 Demeton-S	8.887	8.884	(0.497)	30350	1.36000	0.2973
	14 Simazine	8.977	8.974	(0.502)	118655	2.00000	2.629
	15 Atrazine	9.144	9.142	(0.512)	112795	2.00000	2.072
	16 propazine	9.291	9.285	(0.520)	104443	2.00000	2.027
	17 Disulfoton	9.927	9.915	(0.555)	156547	2.00000	2.132(M)
	18 Diazinon	9.944	9.944	(0.556)	290444	2.00000	2.161(M)
	19 Methyl Parathion	10.771	10.767	(0.603)	179670	2.00000	2.112
	20 Ronnel	11.291	11.289	(0.632)	181503	2.00000	2.172
	21 Malathion	11.852	11.850	(0.663)	133653	2.00000	1.728
	22 Fenthion	11.987	11.987	(0.671)	160096	2.00000	2.021
	23 Parathion	12.079	12.075	(0.676)	170495	2.00000	2.047
	24 Chlorpyrifos	12.122	12.120	(0.678)	232635	2.00000	2.046
	25 Trichloronate	12.549	12.550	(0.702)	184246	2.00000	1.898
	26 Anilazine	12.909	12.890	(0.722)	666	2.00000	2.318
	27 Merphos-A (Merphos)	13.254	13.252	(0.742)	37370	2.00000	0.4913
	28 Tetrachlorvinphos (Stirophos)	13.886	13.882	(0.777)	109821	2.00000	2.019
	29 Tokuthion	14.512	14.510	(0.812)	201092	2.00000	2.217
	30 Merphos-B (Merphos Oxone)	14.714	14.710	(0.823)	161031	2.00000	7.573(A)
	31 Carbophenothion-methyl	15.311	15.309	(0.857)	89622	2.00000	1.459
	32 Fensulfothion	15.447	15.440	(0.864)	132738	2.00000	1.970
	33 Bolstar / Famphur	16.096	16.099	(0.901)	346614	4.00000	4.446

	Compounds	RT	EXP RT	REL RT	RESPONSE	AMOUNTS CAL-AMT (ug/mL)	AMOUNTS ON-COL (ug/mL)
	34 Carbophenothion	16.242	16.239	(0.909)	168891	2.00000	1.877
$	35 Triphenyl phosphate	16.751	16.748	(0.937)	127667	2.00000	1.924
	36 Phosmet	17.012	17.007	(0.952)	110695	2.00000	1.749
	37 EPN	17.187	17.184	(0.962)	167315	2.00000	2.114
	38 Azinphos-methyl	17.531	17.524	(0.981)	94621	2.00000	1.896
*	39 TOCP	17.874	17.874	(1.000)	127748	2.00000	
	40 Azinphos-ethyl	17.969	17.965	(1.005)	160635	2.00000	2.002
	41 Coumaphos	18.414	18.410	(1.030)	100718	2.00000	1.864
S	42 Merphos				198401	2.00000	1.937
M	43 Total Demeton				263498	2.00000	2.104

QC Flag Legend

A - Target compound detected but, quantitated amount exceeded maximum amount.
M - Compound response manually integrated.

TestAmerica

INTERNAL STANDARD COMPOUNDS
AREA AND RT SUMMARY

Instrument ID: GC_D2.i
Lab File ID: 010F1001.D
Lab Smp Id: OPP SS GSV0641
Analysis Type: SV
Quant Type: ISTD
Operator: MPK/TLW
Method File: \\DenSvr03\Public\chem\GCS\GC_D2.i\0601B091.B\8141A-1.m
Misc Info: IS - GSV0633-09

Calibration Date: 01-JUN-2009
Calibration Time: 17:05
Client Smp ID: OPP SS GSV0641
Level:
Sample Type:

COMPOUND	STANDARD	AREA LIMIT LOWER	AREA LIMIT UPPER	SAMPLE	%DIFF
9 Tributylphosphate	154190	77095	308380	205760	33.45
39 TOCP	103932	51966	207864	127748	22.91

COMPOUND	STANDARD	RT LIMIT LOWER	RT LIMIT UPPER	SAMPLE	%DIFF
9 Tributylphosphate	8.15	7.65	8.65	8.16	0.07
39 TOCP	17.87	17.37	18.37	17.87	0.01

AREA UPPER LIMIT = +100% of internal standard area.
AREA LOWER LIMIT = - 50% of internal standard area.
RT UPPER LIMIT = + 0.50 minutes of internal standard RT.
RT LOWER LIMIT = - 0.50 minutes of internal standard RT.

Data File: \\DenSvr03\Public\chem\GCS\GC_D2.i\0601B091.B\010F1001.D
Date : 01-JUN-2009 18:55
Client ID: OPP SS GSV0641
Sample Info: OPP SS GSV0641

Instrument: GC_D2.i
Operator: MPK/TLW
Column diameter: 0.32

Column phase: RTx-1MS

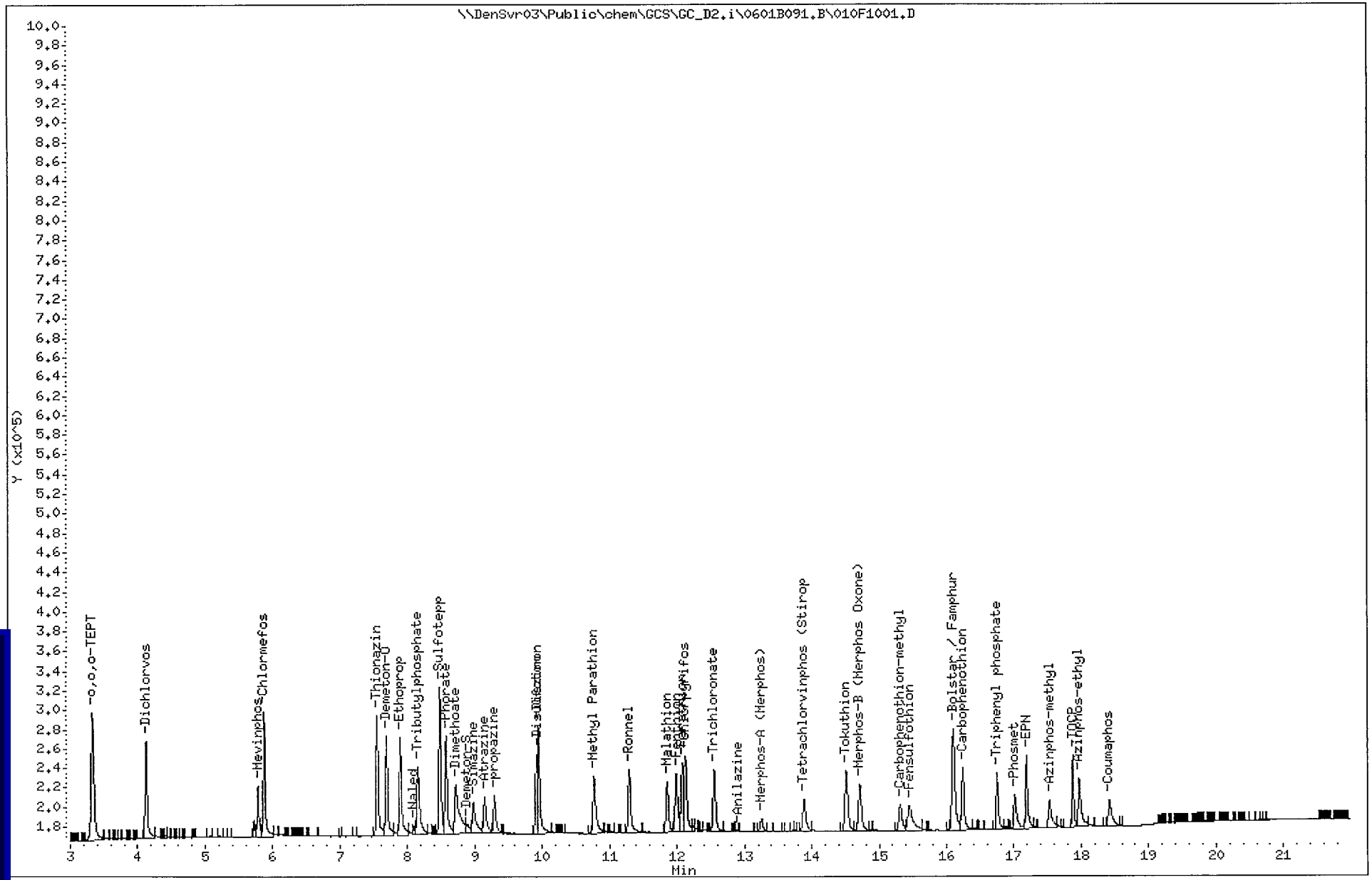

Table of Contents

TestAmerica

Data File Name: 010F1001.D
Inj. Date and Time: 01-JUN-2009 18:55
Instrument ID: GC_D2.i
Client ID: OPP SS GSV0641
Compound Name: Disulfoton
CAS #:

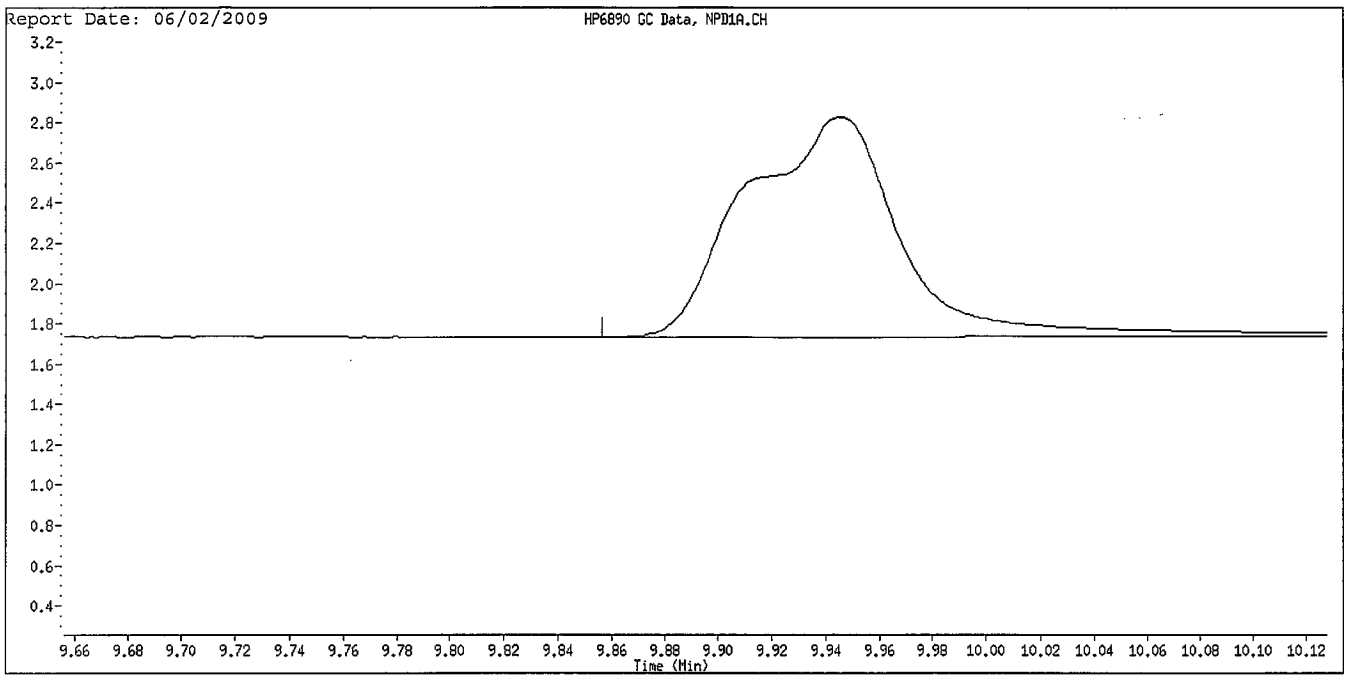

Original Integration

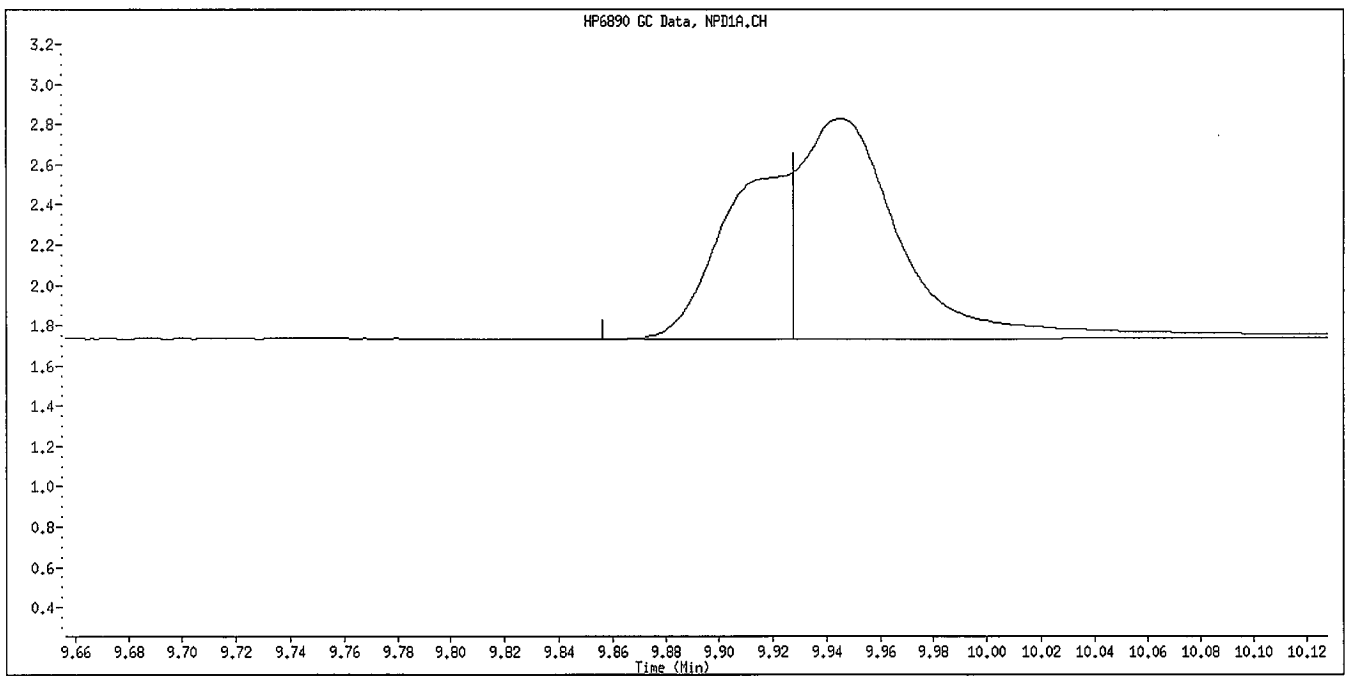

Manual Integration

Manually Integrated By: williamst
Manual Integration Reason: Baseline Event

6/4 6/8/09

Inj. Date and Time: 01-JUN-2009 18:55
Instrument ID: GC_D2.i
Client ID: OPP SS GSV0641
Compound Name: Diazinon
CAS #: 333-41-5
Report Date: 06/02/2009

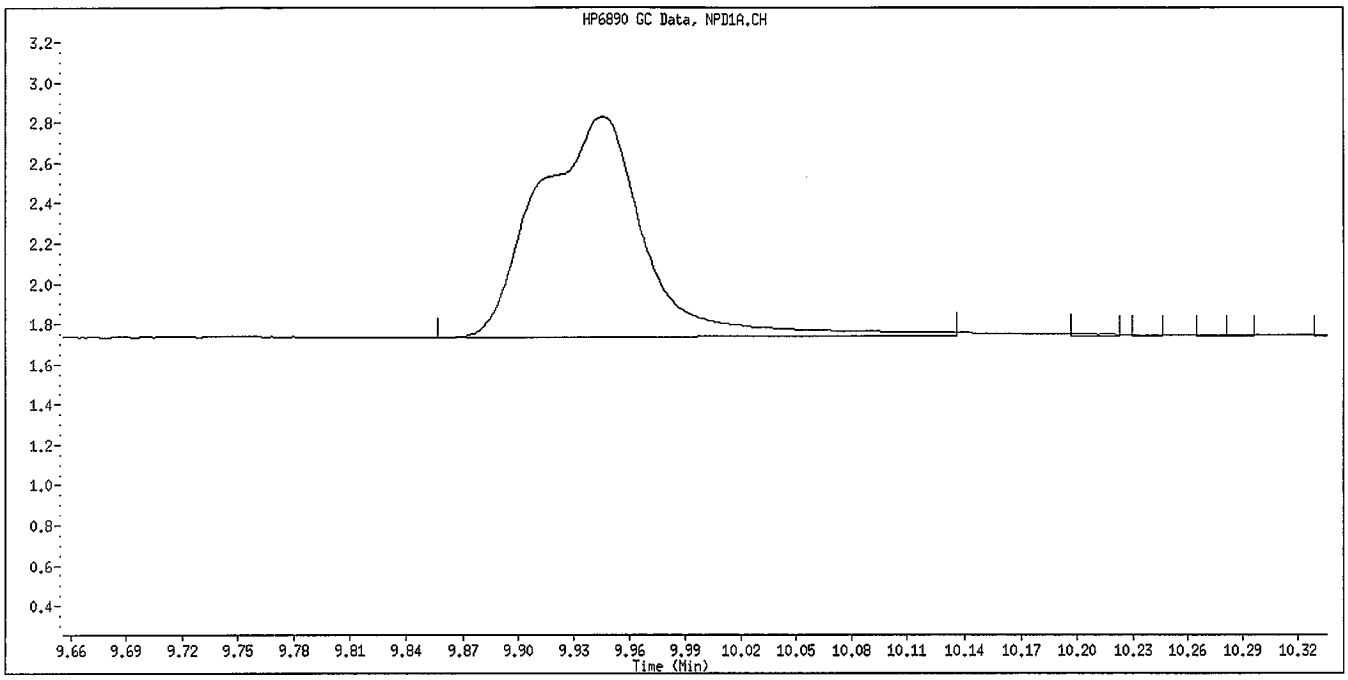

Original Integration

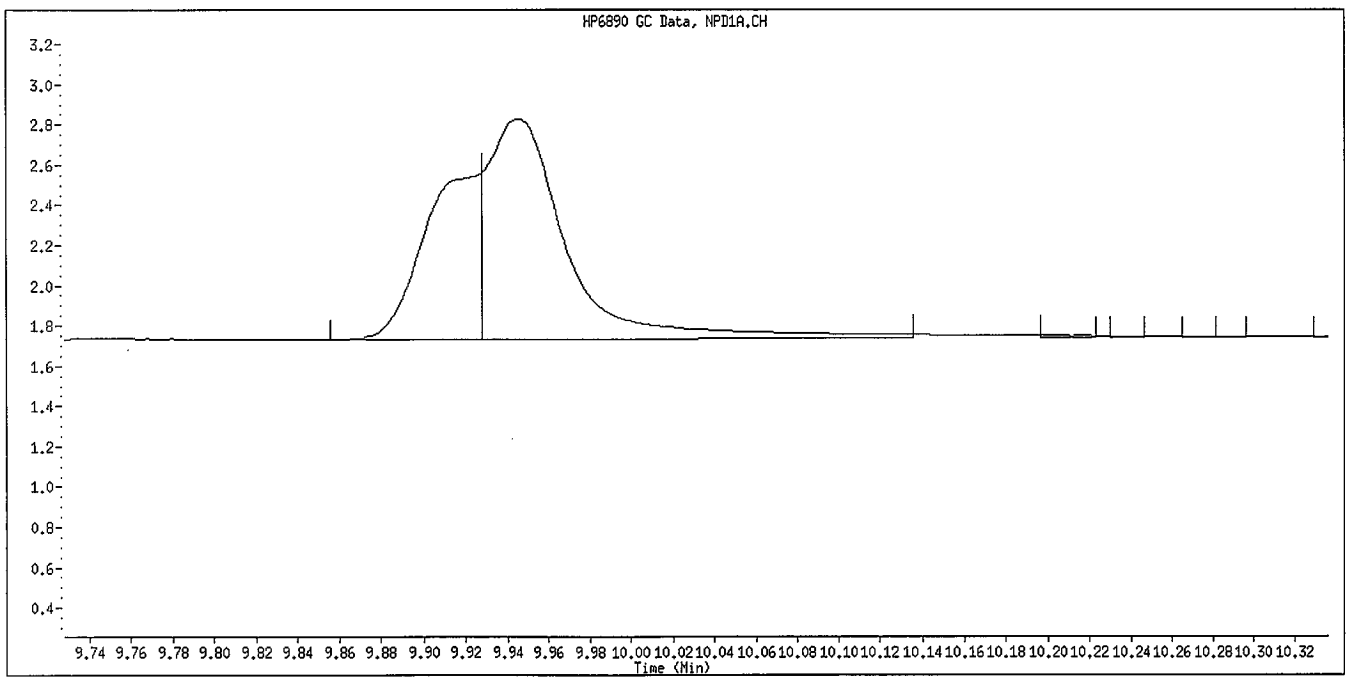

Manual Integration

Manually Integrated By: williamst
Manual Integration Reason: Baseline Event

Data File: 003F0301.D
Report Date: 02-Jun-2009 14:52

TestAmerica

Data file : \\DenSvr03\Public\chem\GCS\GC_D2.i\0601B092.B\003F0301.D
Lab Smp Id: OPP L7 GSV0634 Client Smp ID: OPP L7 GSV0634
Inj Date : 01-JUN-2009 15:43
Operator : MPK/TLW Inst ID: GC_D2.i
Smp Info : OPP L7 GSV0634
Misc Info :
Comment :
Method : \\DenSvr03\Public\chem\GCS\GC_D2.i\0601B092.B\8141A-2.m
Meth Date : 02-Jun-2009 14:52 GC_D2.i Quant Type: ISTD
Cal Date : 01-JUN-2009 18:27 Cal File: 009F0901.D
Als bottle: 3 Calibration Sample, Level: 7
Dil Factor: 1.00000
Integrator: Falcon Compound Sublist: 8141A.sub
Target Version: 4.14
Processing Host: DENPC075

	Compounds	RT	EXP RT	REL RT	RESPONSE	AMOUNTS CAL-AMT (ug/mL)	AMOUNTS ON-COL (ug/mL)
	1 o,o,o-TEPT	4.779	4.779	(0.254)	282184	5.00000	4.937
	2 Dichlorvos	6.590	6.592	(0.350)	219235	5.00000	5.142(A)
$	3 Chlormefos	7.430	7.430	(0.394)	221539	5.00000	5.021(A)
	4 Mevinphos	9.285	9.287	(0.493)	130278	5.00000	5.003(A)
	5 Demeton-O	9.785	9.787	(0.519)	44908	1.62500	1.608
	6 Thionazin	10.037	10.037	(0.533)	209683	5.00000	4.961
	7 Ethoprop	10.552	10.554	(0.560)	153132	5.00000	4.968
	8 Phorate	10.592	10.592	(0.562)	202684	5.00000	5.085(A)
	9 Naled	10.994	10.997	(0.583)	31509	5.00000	4.882
	10 Sulfotepp	11.070	11.072	(0.587)	274545	5.00000	4.945(A)
*	11 Tributylphosphate	11.165	11.169	(1.000)	88251	2.00000	
	12 Simazine	11.462	11.462	(0.608)	46283	5.00000	5.040(A)
	13 Diazinon	11.595	11.597	(0.615)	146528	5.00000	4.965
	14 Atrazine	11.644	11.645	(0.618)	93006	5.00000	5.311(A)
	15 Propazine	11.805	11.809	(0.626)	75590	5.00000	5.132(A)
	16 Disulfoton	12.109	12.109	(0.643)	153338	5.00000	4.994
	17 Demeton-S	12.184	12.187	(0.647)	121092	3.40000	3.399
	18 Dimethoate	13.349	13.352	(0.708)	201617	5.00000	4.958
	19 Ronnel	13.654	13.654	(0.725)	133108	5.00000	5.053(A)
	20 Merphos-A (Merphos)	13.755	13.757	(1.232)	157077	5.00000	3.960(A)
	21 Chlorpyrifos	14.479	14.480	(0.768)	152139	5.00000	5.151(A)
	22 Fenthion	14.732	14.734	(0.782)	121103	5.00000	5.157(A)
	23 Trichloronate	14.780	14.782	(0.784)	223452	5.00000	5.251(A)
	24 Anilazine	15.289	15.295	(0.811)	4674	5.00000	4.924
	25 Methyl Parathion	15.582	15.582	(0.827)	134615	5.00000	4.986(A)
	26 Malathion	15.779	15.779	(0.837)	141775	5.00000	5.184(A)
	27 Tokuthion	16.390	16.392	(0.870)	166851	5.00000	5.053(A)
	28 Parathion	16.537	16.537	(0.878)	143069	5.00000	4.779(M)
	29 Merphos-B (Merphos Oxone)	16.554	16.559	(1.483)	64662	5.00000	4.938(AM)
	30 Tetrachlorvinphos (stirophos)	17.014	17.015	(0.903)	78911	5.00000	5.146(A)
	31 Carbophenothion methyl	17.120	17.122	(0.909)	122931	5.00000	5.048(A)
	32 Bolstar	17.475	17.477	(0.927)	138615	5.00000	4.980
	33 Carbophenothion	17.559	17.560	(0.932)	142830	5.00000	4.993(A)

	Compounds	RT	EXP RT	REL RT	RESPONSE	AMOUNTS CAL-AMT (ug/mL)	AMOUNTS ON-COL (ug/mL)
$	34 Triphenyl phosphate	18.312	18.312	(0.972)	100294	5.00000	5.011(A)
	35 Fensulfothion	18.589	18.590	(0.986)	98014	5.00000	4.808
*	36 TOCP	18.844	18.844	(1.000)	36802	2.00000	
	37 Phosmet / EPN	18.939	18.940	(1.005)	206157	10.0000	9.791(A)
	38 Famphur	19.039	19.039	(1.010)	117797	5.00000	4.926
	39 Azinphos-methyl	19.179	19.179	(1.018)	94800	5.00000	5.332(A)
	40 Azinphos-ethyl	19.400	19.400	(1.030)	128315	5.00000	4.922
	41 Coumaphos	20.397	20.397	(1.082)	87642	5.00000	5.095(A)
S	42 Merphos				221739	5.00000	4.939(A)
M	43 Total Demeton				166000	5.00000	5.007

QC Flag Legend

A - Target compound detected but, quantitated amount exceeded maximum amount.
M - Compound response manually integrated.

TestAmerica

INTERNAL STANDARD COMPOUNDS
AREA AND RT SUMMARY

Instrument ID: GC_D2.i
Lab File ID: 003F0301.D
Lab Smp Id: OPP L7 GSV0634
Analysis Type: SV
Quant Type: ISTD
Operator: MPK/TLW
Method File: \\DenSvr03\Public\chem\GCS\GC_D2.i\0601B092.B\8141A-2.m
Misc Info:

Calibration Date: 01-JUN-2009
Calibration Time: 18:55
Client Smp ID: OPP L7 GSV0634
Level:
Sample Type:

COMPOUND	STANDARD	AREA LIMIT LOWER	AREA LIMIT UPPER	SAMPLE	%DIFF
11 Tributylphosphate	91565	45783	183130	88251	-3.62
36 TOCP	55565	27783	111130	36802	-33.77

COMPOUND	STANDARD	RT LIMIT LOWER	RT LIMIT UPPER	SAMPLE	%DIFF
11 Tributylphosphate	11.17	10.67	11.67	11.17	-0.05
36 TOCP	18.84	18.34	19.34	18.84	-0.00

AREA UPPER LIMIT = +100% of internal standard area.
AREA LOWER LIMIT = - 50% of internal standard area.
RT UPPER LIMIT = + 0.50 minutes of internal standard RT.
RT LOWER LIMIT = - 0.50 minutes of internal standard RT.

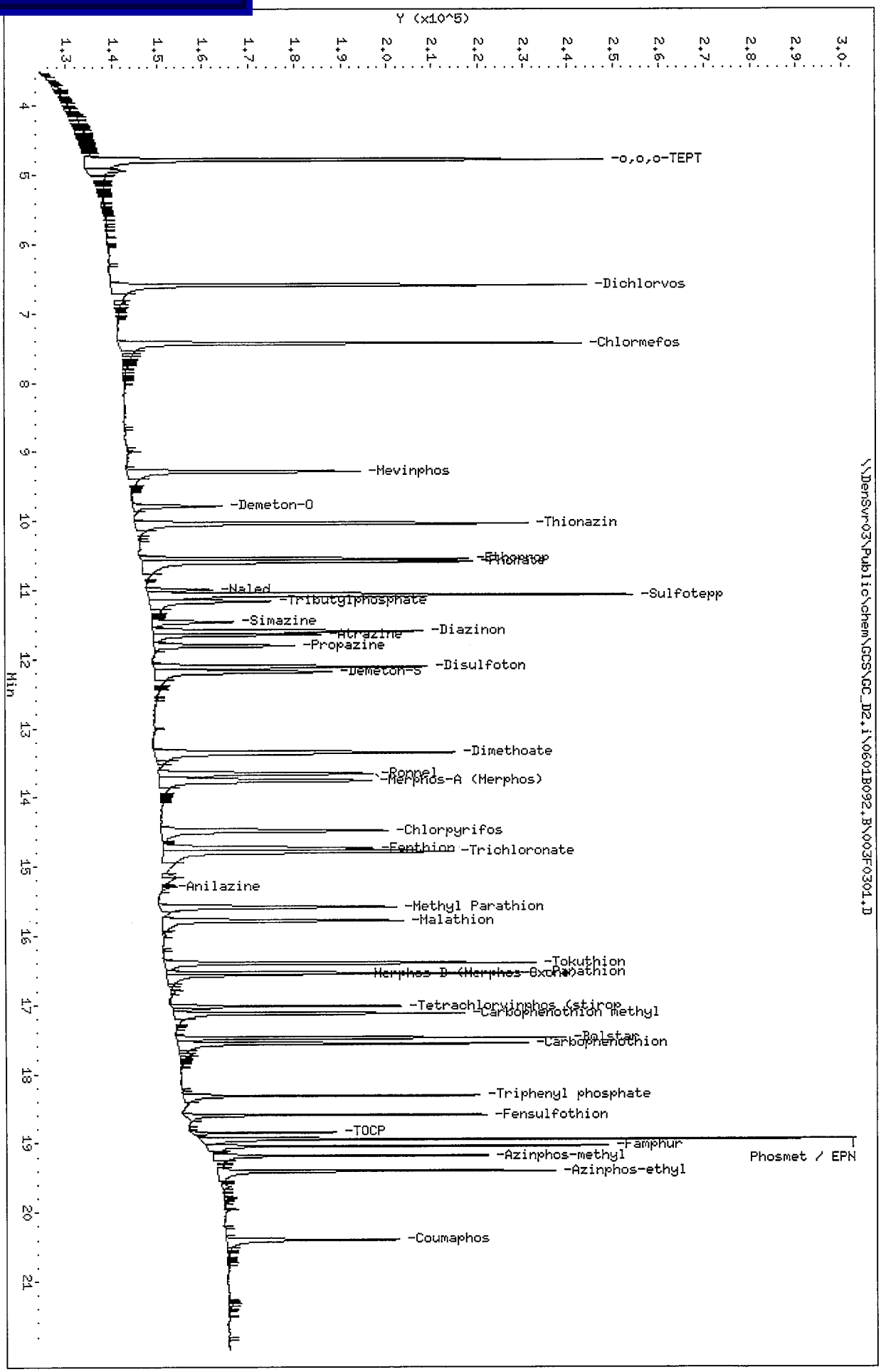

Data File: \\DenSvr03\Public\chem\GCS\GC_D2.i\0601B092.B\003F0301.D
Date : 01-JUN-2009 15:43
Client ID: OPP L7 GSV0634
Sample Info: OPP L7 GSV0634
Column phase: RTx-OPPest

Instrument: GC_D2.i
Operator: MPK/TLW
Column diameter: 0.32

Data File: 004F0401.D
Report Date: 02-Jun-2009 14:53

TestAmerica

Data file : \\DenSvr03\Public\chem\GCS\GC_D2.i\0601B092.B\004F0401.D
Lab Smp Id: OPP L6 GSV0636 Client Smp ID: OPP L6 GSV0636
Inj Date : 01-JUN-2009 16:10
Operator : MPK/TLW Inst ID: GC_D2.i
Smp Info : OPP L6 GSV0636
Misc Info :
Comment :
Method : \\DenSvr03\Public\chem\GCS\GC_D2.i\0601B092.B\8141A-2.m
Meth Date : 02-Jun-2009 14:53 GC_D2.i Quant Type: ISTD
Cal Date : 01-JUN-2009 15:43 Cal File: 003F0301.D
Als bottle: 4 Calibration Sample, Level: 6
Dil Factor: 1.00000
Integrator: Falcon Compound Sublist: 8141A.sub
Target Version: 4.14
Processing Host: DENPC075

	Compounds	RT	EXP RT	REL RT	RESPONSE	AMOUNTS CAL-AMT (ug/mL)	AMOUNTS ON-COL (ug/mL)
	1 o,o,o-TEPT	4.777	4.779	(0.254)	214471	4.00000	3.859
	2 Dichlorvos	6.591	6.592	(0.350)	169075	4.00000	4.084
$	3 Chlormefos	7.429	7.430	(0.394)	172717	4.00000	4.035
	4 Mevinphos	9.286	9.287	(0.493)	101510	4.00000	4.028
	5 Demeton-O	9.784	9.787	(0.519)	35906	1.30000	1.326
	6 Thionazin	10.036	10.037	(0.533)	174575	4.00000	4.251
	7 Ethoprop	10.552	10.554	(0.560)	123934	4.00000	4.144
	8 Phorate	10.591	10.592	(0.562)	164476	4.00000	4.244
	9 Naled	10.994	10.997	(0.583)	24069	4.00000	4.194
	10 Sulfotepp	11.071	11.072	(0.588)	222226	4.00000	4.116(A)
*	11 Tributylphosphate	11.167	11.169	(1.000)	81509	2.00000	
	12 Simazine	11.461	11.462	(0.608)	35020	4.00000	3.981(A)
	13 Diazinon	11.596	11.597	(0.615)	117737	4.00000	4.102
	14 Atrazine	11.642	11.645	(0.618)	68386	4.00000	4.012(A)
	15 Propazine	11.806	11.809	(0.627)	59240	4.00000	4.146
	16 Disulfoton	12.109	12.109	(0.643)	120919	4.00000	4.057
	17 Demeton-S	12.184	12.187	(0.647)	98649	2.72000	2.855
	18 Dimethoate	13.351	13.352	(0.709)	163692	4.00000	4.160
	19 Ronnel	13.654	13.654	(0.725)	105613	4.00000	4.138
	20 Merphos-A (Merphos)	13.756	13.757	(1.232)	124685	4.00000	3.403(A)
	21 Chlorpyrifos	14.479	14.480	(0.768)	117491	4.00000	4.107
	22 Fenthion	14.732	14.734	(0.782)	91642	4.00000	4.043
	23 Trichloronate	14.781	14.782	(0.784)	167489	4.00000	4.061
	24 Anilazine	15.289	15.295	(0.811)	3004	4.00000	4.253
	25 Methyl Parathion	15.581	15.582	(0.827)	107714	4.00000	4.118(A)
	26 Malathion	15.779	15.779	(0.837)	108914	4.00000	4.101
	27 Tokuthion	16.391	16.392	(0.870)	131071	4.00000	4.085
	28 Parathion	16.537	16.537	(0.878)	117694	4.00000	4.042(M)
	29 Merphos-B (Merphos Oxone)	16.556	16.559	(1.482)	49239	4.00000	4.019(AM)
	30 Tetrachlorvinphos (stirophos)	17.014	17.015	(0.903)	61407	4.00000	4.132
	31 Carbophenothion methyl	17.121	17.122	(0.909)	94732	4.00000	4.019
	32 Bolstar	17.476	17.477	(0.927)	110825	4.00000	4.087
	33 Carbophenothion	17.559	17.560	(0.932)	117731	4.00000	4.235(A)

Data File: 004F0401.D
Report Date: 02-Jun-2009 14:53

	Compounds	RT	EXP RT	REL RT	RESPONSE	AMOUNTS CAL-AMT (ug/mL)	AMOUNTS ON-COL (ug/mL)
$	34 Triphenyl phosphate	18.311	18.312	(0.972)	76270	4.00000	3.924
	35 Fensulfothion	18.589	18.590	(0.987)	82824	4.00000	4.184
*	36 TOCP	18.842	18.844	(1.000)	35795	2.00000	
	37 Phosmet / EPN	18.937	18.940	(1.005)	167276	8.00000	8.189(A)
	38 Famphur	19.037	19.039	(1.010)	98223	4.00000	4.238
	39 Azinphos-methyl	19.177	19.179	(1.018)	79549	4.00000	4.600
	40 Azinphos-ethyl	19.399	19.400	(1.030)	100881	4.00000	3.969
	41 Coumaphos	20.396	20.397	(1.082)	66322	4.00000	3.984
S	42 Merphos				173924	4.00000	4.068(A)
M	43 Total Demeton				134555	4.00000	4.180

QC Flag Legend

A - Target compound detected but, quantitated amount exceeded maximum amount.
M - Compound response manually integrated.

Data File: 004F0401.D
Report Date: 02-Jun-2009 14:53

TestAmerica

INTERNAL STANDARD COMPOUNDS
AREA AND RT SUMMARY

Instrument ID: GC_D2.i
Lab File ID: 004F0401.D
Lab Smp Id: OPP L6 GSV0636
Analysis Type: SV
Quant Type: ISTD
Operator: MPK/TLW
Method File: \\DenSvr03\Public\chem\GCS\GC_D2.i\0601B092.B\8141A-2.m
Misc Info:

Calibration Date: 01-JUN-2009
Calibration Time: 18:55
Client Smp ID: OPP L6 GSV0636
Level:
Sample Type:

COMPOUND	STANDARD	AREA LIMIT LOWER	AREA LIMIT UPPER	SAMPLE	%DIFF
11 Tributylphosphate	91565	45783	183130	81509	-10.98
36 TOCP	55565	27783	111130	35795	-35.58

COMPOUND	STANDARD	RT LIMIT LOWER	RT LIMIT UPPER	SAMPLE	%DIFF
11 Tributylphosphate	11.17	10.67	11.67	11.17	-0.03
36 TOCP	18.84	18.34	19.34	18.84	-0.01

AREA UPPER LIMIT = +100% of internal standard area.
AREA LOWER LIMIT = - 50% of internal standard area.
RT UPPER LIMIT = + 0.50 minutes of internal standard RT.
RT LOWER LIMIT = - 0.50 minutes of internal standard RT.

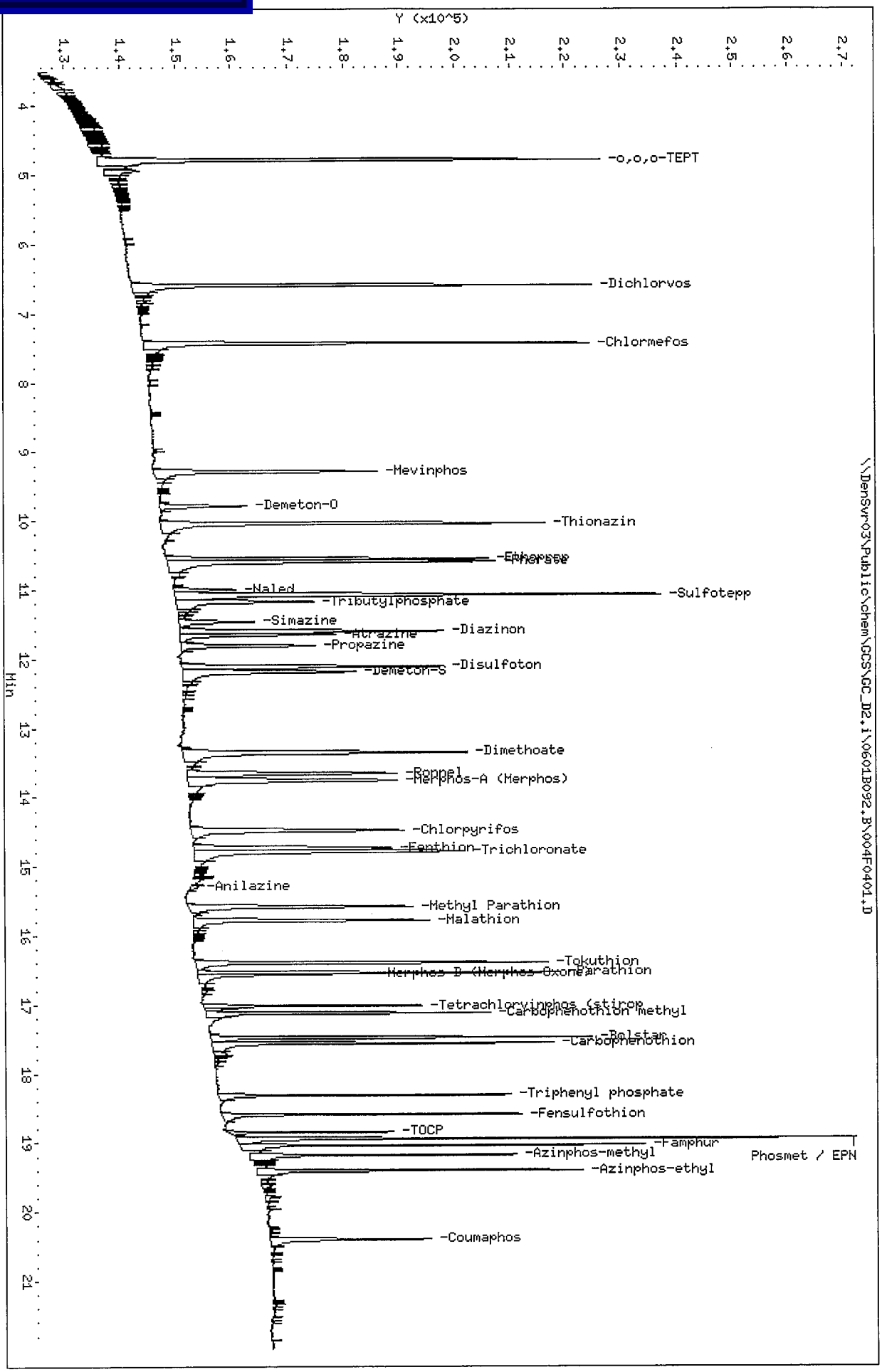

Data File: \\DenSvr03\Public\chem\GCS\GC_D2,i\0601B092,B\004F0401,D
Date : 01-JUN-2009 16:10
Client ID: OPP L6 GSV0636
Sample Info: OPP L6 GSV0636
Column phase: RTx-OPPest

Instrument: GC_D2,i
Operator: MPK/TLW
Column diameter: 0.32

Data File: 005F0501.D
Report Date: 02-Jun-2009 14:53

TestAmerica

Data file : \\DenSvr03\Public\chem\GCS\GC_D2.i\0601B092.B\005F0501.D
Lab Smp Id: OPP L5 GSV0635 Client Smp ID: OPP L5 GSV0635
Inj Date : 01-JUN-2009 16:38
Operator : MPK/TLW Inst ID: GC_D2.i
Smp Info : OPP L5 GSV0635
Misc Info :
Comment :
Method : \\DenSvr03\Public\chem\GCS\GC_D2.i\0601B092.B\8141A-2.m
Meth Date : 02-Jun-2009 14:53 GC_D2.i Quant Type: ISTD
Cal Date : 01-JUN-2009 16:10 Cal File: 004F0401.D
Als bottle: 5 Calibration Sample, Level: 5
Dil Factor: 1.00000
Integrator: Falcon Compound Sublist: 8141A.sub
Target Version: 4.14
Processing Host: DENPC075

	Compounds	RT	EXP RT	REL RT	RESPONSE	AMOUNTS CAL-AMT (ug/mL)	AMOUNTS ON-COL (ug/mL)
	1 o,o,o-TEPT	4.778	4.779	(0.254)	171648	3.00000	3.116
	2 Dichlorvos	6.592	6.592	(0.350)	126591	3.00000	3.092
$	3 Chlormefos	7.430	7.430	(0.394)	135202	3.00000	3.196
	4 Mevinphos	9.287	9.287	(0.493)	79731	3.00000	3.212
	5 Demeton-O	9.787	9.787	(0.519)	27400	0.97500	1.025
	6 Thionazin	10.037	10.037	(0.533)	120913	3.00000	2.979
	7 Ethoprop	10.553	10.554	(0.560)	92539	3.00000	3.134
	8 Phorate	10.592	10.592	(0.562)	114065	3.00000	2.969
	9 Naled	10.997	10.997	(0.584)	14919	3.00000	3.044
	10 Sulfotepp	11.072	11.072	(0.588)	168706	3.00000	3.153(A)
*	11 Tributylphosphate	11.168	11.169	(1.000)	76116	2.00000	
	12 Simazine	11.462	11.462	(0.608)	25915	3.00000	3.039(A)
	13 Diazinon	11.597	11.597	(0.615)	89603	3.00000	3.149
	14 Atrazine	11.645	11.645	(0.618)	49797	3.00000	2.942(A)
	15 Propazine	11.808	11.809	(0.627)	41947	3.00000	2.976
	16 Disulfoton	12.108	12.109	(0.643)	93239	3.00000	3.165
	17 Demeton-S	12.187	12.187	(0.647)	71303	2.04000	2.093
	18 Dimethoate	13.352	13.352	(0.709)	121147	3.00000	3.136
	19 Ronnel	13.653	13.654	(0.725)	77164	3.00000	3.071
	20 Merphos-A (Merphos)	13.757	13.757	(1.232)	95532	3.00000	2.792(A)
	21 Chlorpyrifos	14.480	14.480	(0.768)	84354	3.00000	2.996
	22 Fenthion	14.733	14.734	(0.782)	67964	3.00000	3.058
	23 Trichloronate	14.782	14.782	(0.784)	121791	3.00000	2.994
	24 Anilazine	15.295	15.295	(0.812)	1322	3.00000	2.531
	25 Methyl Parathion	15.582	15.582	(0.827)	81582	3.00000	3.166(A)
	26 Malathion	15.778	15.779	(0.837)	77774	3.00000	2.961
	27 Tokuthion	16.392	16.392	(0.870)	96730	3.00000	3.044
	28 Parathion	16.537	16.537	(0.878)	88408	3.00000	3.062(M)
	29 Merphos-B (Merphos Oxone)	16.557	16.559	(1.482)	33082	3.00000	2.809(AM)
	30 Tetrachlorvinphos (stirophos)	17.015	17.015	(0.903)	44239	3.00000	3.021
	31 Carbophenothion methyl	17.122	17.122	(0.909)	73199	3.00000	3.152
	32 Bolstar	17.477	17.477	(0.927)	83078	3.00000	3.080
	33 Carbophenothion	17.560	17.560	(0.932)	82765	3.00000	3.008(A)

	Compounds	RT	EXP RT	REL RT	RESPONSE	AMOUNTS CAL-AMT (ug/mL)	AMOUNTS ON-COL (ug/mL)
$	34 Triphenyl phosphate	18.312	18.312	(0.972)	60042	3.00000	3.120
	35 Fensulfothion	18.590	18.590	(0.987)	60970	3.00000	3.120
*	36 TOCP	18.843	18.844	(1.000)	35499	2.00000	
	37 Phosmet / EPN	18.940	18.940	(1.005)	125930	6.00000	6.246(A)
	38 Famphur	19.038	19.039	(1.010)	68754	3.00000	3.021
	39 Azinphos-methyl	19.178	19.179	(1.018)	57183	3.00000	3.334
	40 Azinphos-ethyl	19.400	19.400	(1.030)	79417	3.00000	3.140
	41 Coumaphos	20.397	20.397	(1.082)	49665	3.00000	3.032
S	42 Merphos				128614	3.00000	3.104(A)
M	43 Total Demeton				98703	3.00000	3.119

QC Flag Legend

A - Target compound detected but, quantitated amount exceeded maximum amount.
M - Compound response manually integrated.

TestAmerica

INTERNAL STANDARD COMPOUNDS
AREA AND RT SUMMARY

Instrument ID: GC_D2.i
Lab File ID: 005F0501.D
Lab Smp Id: OPP L5 GSV0635
Analysis Type: SV
Quant Type: ISTD
Operator: MPK/TLW
Method File: \\DenSvr03\Public\chem\GCS\GC_D2.i\0601B092.B\8141A-2.m
Misc Info:

Calibration Date: 01-JUN-2009
Calibration Time: 18:55
Client Smp ID: OPP L5 GSV0635
Level:
Sample Type:

COMPOUND	STANDARD	AREA LIMIT LOWER	AREA LIMIT UPPER	SAMPLE	%DIFF
11 Tributylphosphate	91565	45783	183130	76116	-16.87
36 TOCP	55565	27783	111130	35499	-36.11

COMPOUND	STANDARD	RT LIMIT LOWER	RT LIMIT UPPER	SAMPLE	%DIFF
11 Tributylphosphate	11.17	10.67	11.67	11.17	-0.02
36 TOCP	18.84	18.34	19.34	18.84	-0.00

AREA UPPER LIMIT = +100% of internal standard area.
AREA LOWER LIMIT = - 50% of internal standard area.
RT UPPER LIMIT = + 0.50 minutes of internal standard RT.
RT LOWER LIMIT = - 0.50 minutes of internal standard RT.

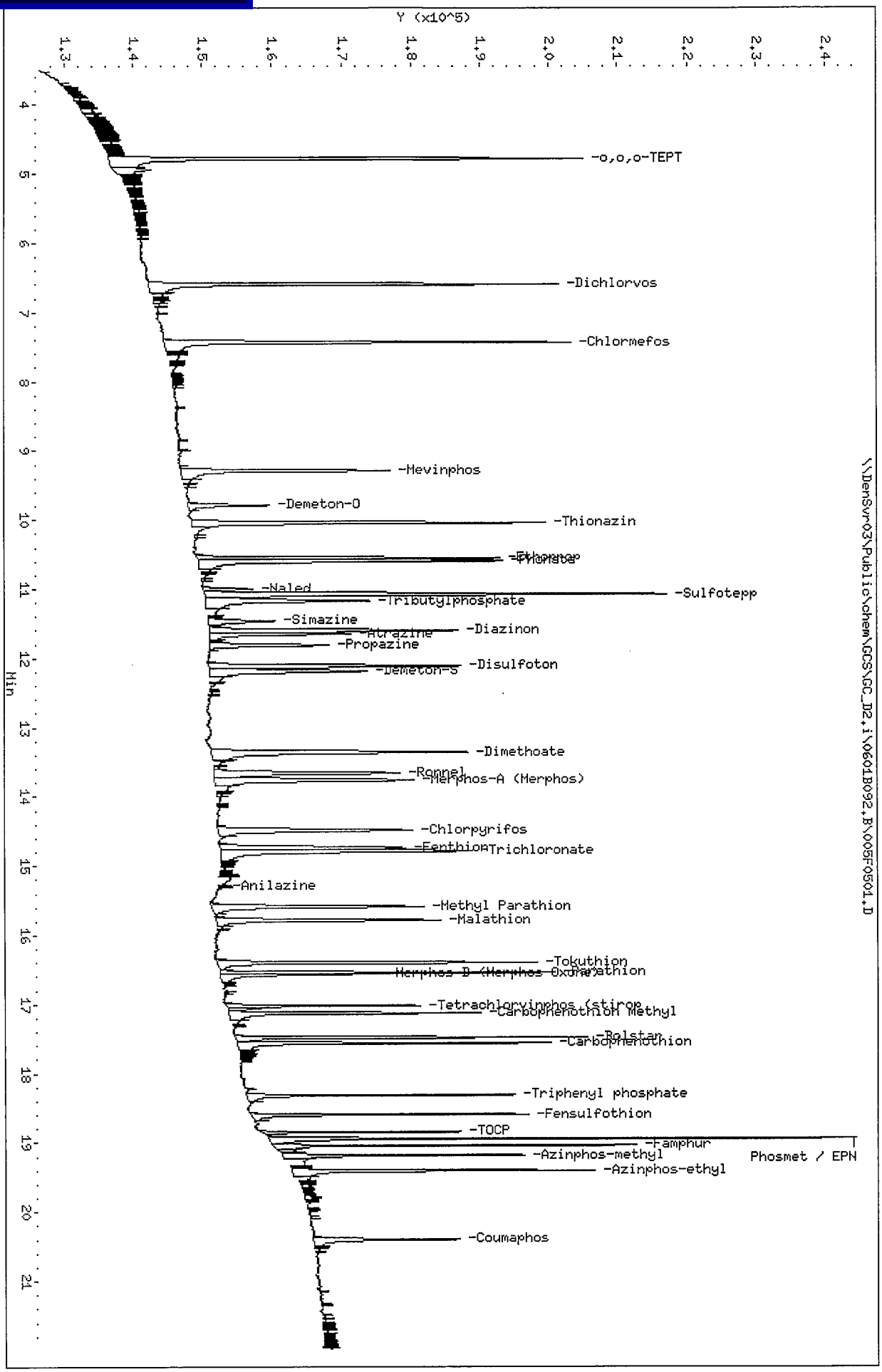

Data File: \\DenSvr03\Public\chem\GCS\GC_D2,i\0601B092,B\005F0501,D
Date : 01-JUN-2009 16:38
Client ID: OPP L5 GSV0635
Sample Info: OPP L5 GSV0635
Column phase: RTx-OPPest

Instrument: GC_D2,i
Operator: MPK/TLW
Column diameter: 0.32

Data File Name: 005F0501.D
Inj. Date and Time: 01-JUN-2009 16:38
Instrument ID: GC_D2.i
Client ID: OPP L5 GSV0635
Compound Name: Parathion
CAS #:

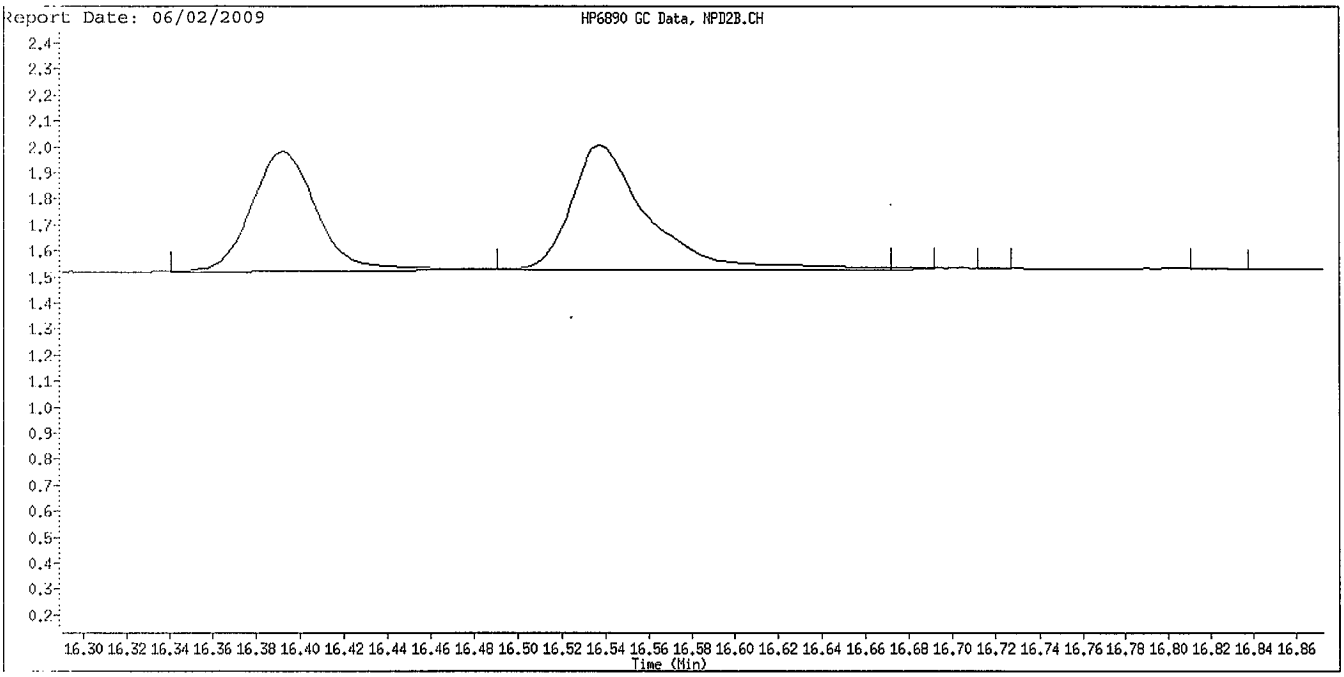

Original Integration

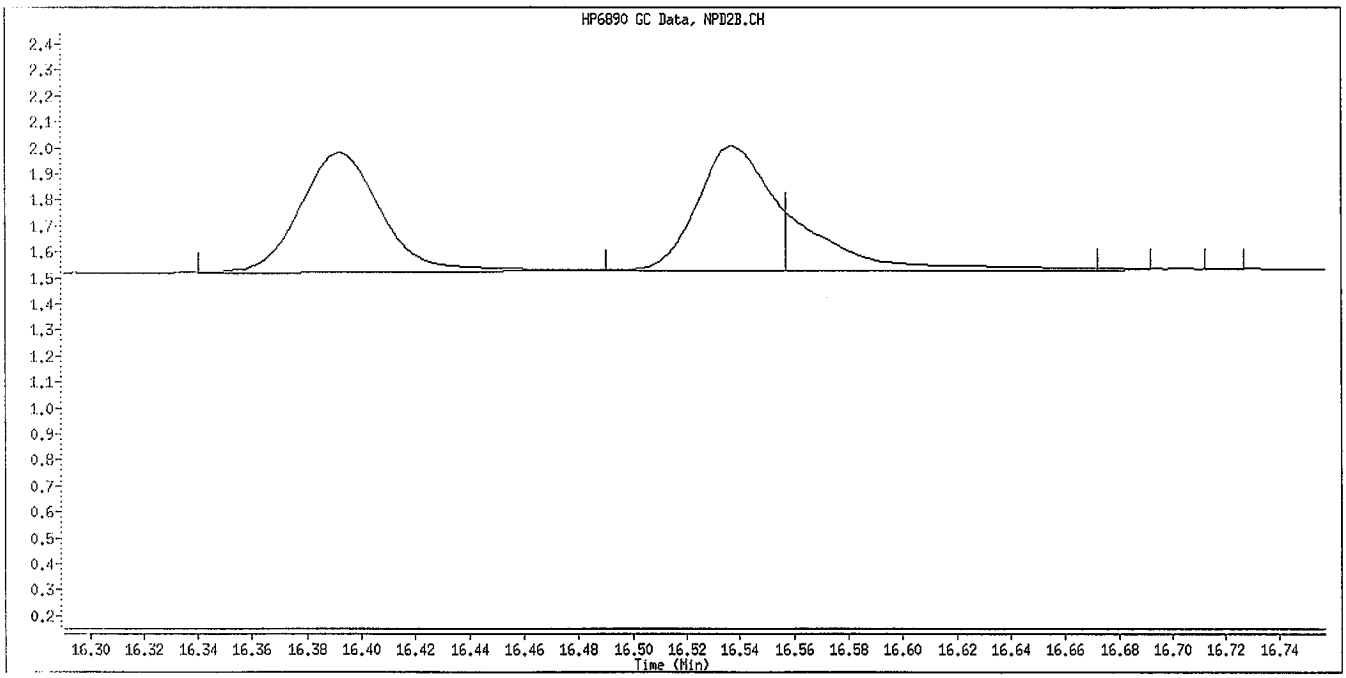

Manual Integration

Manually Integrated By: williamst
Manual Integration Reason: Baseline Event

6/12/09

Inj. Date and Time: 01-JUN-2009 16:38
Instrument ID: GC_D2.i
Client ID: OPP L5 GSV0635
Compound Name: Merphos-B (Merphos Oxone)
CAS #:
Report Date: 06/02/2009

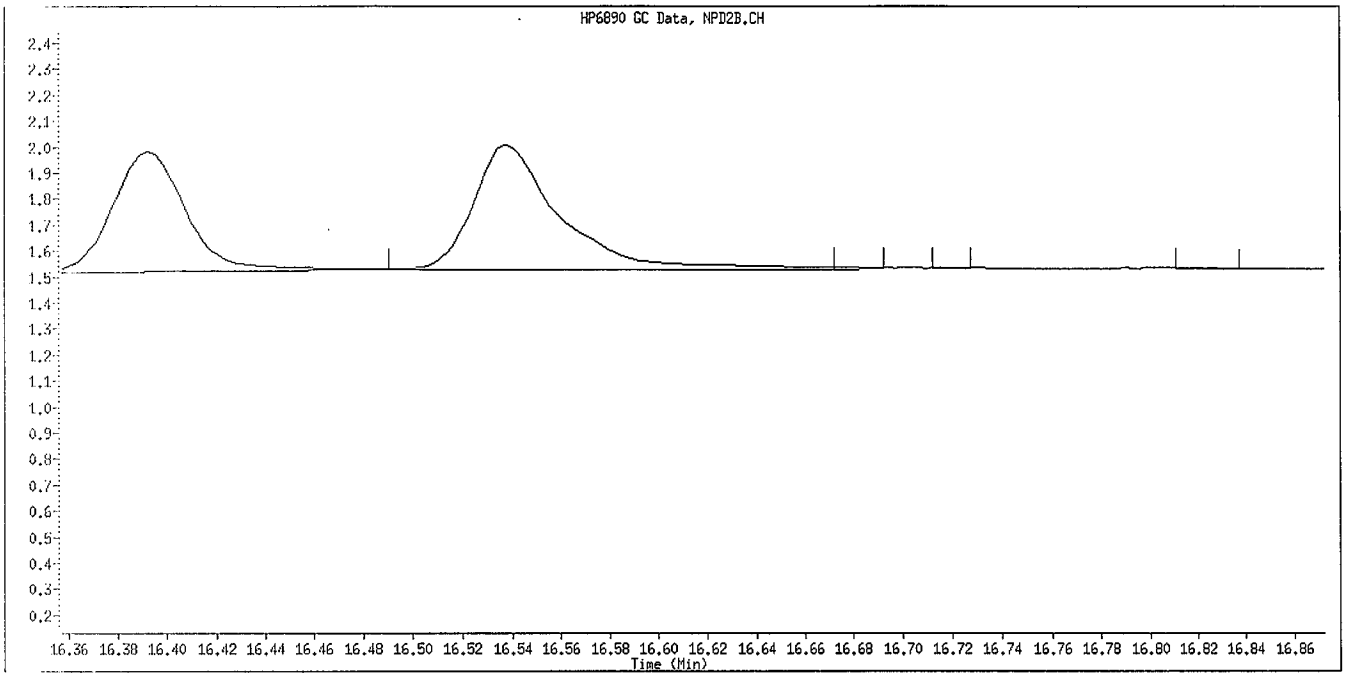

Original Integration

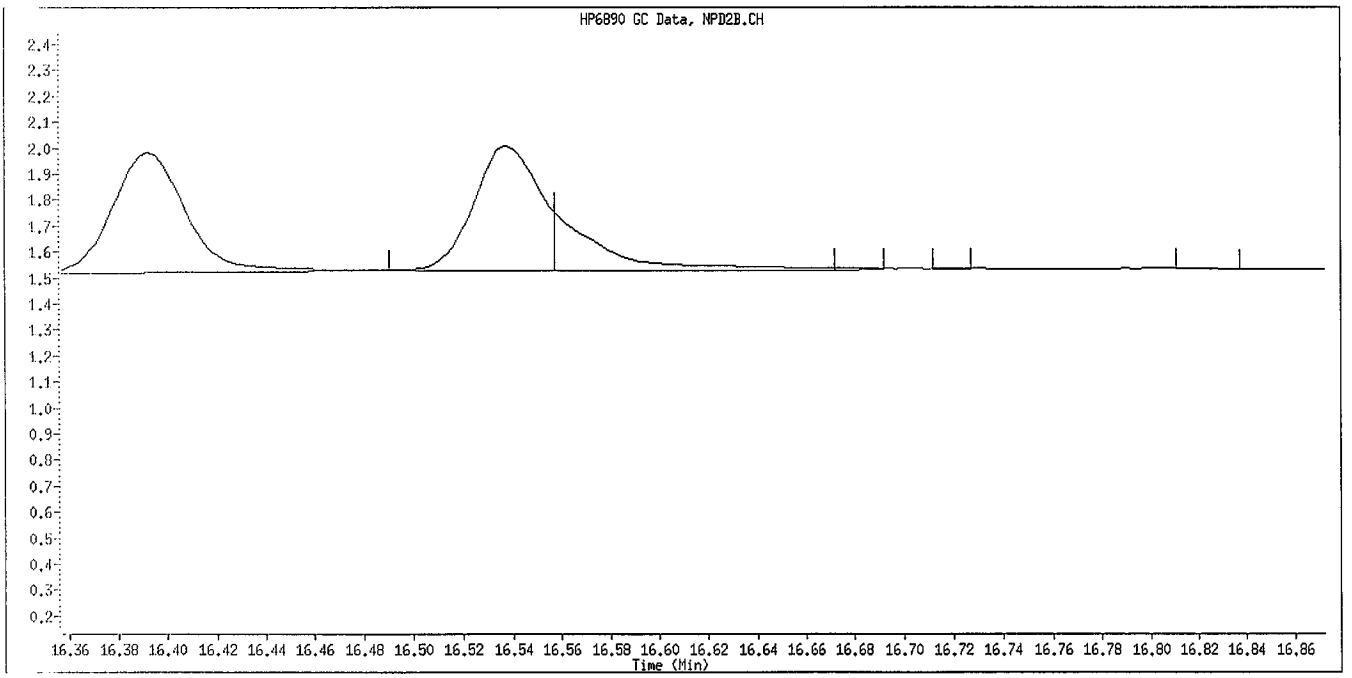

Manual Integration

Manually Integrated By: williamst
Manual Integration Reason: Baseline Event

6/2/09

TestAmerica

Data file : \\DenSvr03\Public\chem\GCS\GC_D2.i\0601B092.B\006F0601.D
Lab Smp Id: OPP L4 GSV0637 Client Smp ID: OPP L4 GSV0637
Inj Date : 01-JUN-2009 17:05
Operator : MPK/TLW Inst ID: GC_D2.i
Smp Info : OPP L4 GSV0637
Misc Info :
Comment :
Method : \\DenSvr03\Public\chem\GCS\GC_D2.i\0601B092.B\8141A-2.m
Meth Date : 02-Jun-2009 14:53 GC_D2.i Quant Type: ISTD
Cal Date : 01-JUN-2009 16:38 Cal File: 005F0501.D
Als bottle: 6 Calibration Sample, Level: 4
Dil Factor: 1.00000
Integrator: Falcon Compound Sublist: 8141A.sub
Target Version: 4.14
Processing Host: DENPC075

	Compounds	RT	EXP RT	REL RT	RESPONSE	AMOUNTS CAL-AMT (ug/mL)	AMOUNTS ON-COL (ug/mL)
	1 o,o,o-TEPT	4.778	4.779	(0.254)	145282	2.00000	2.042
	2 Dichlorvos	6.590	6.592	(0.350)	88528	2.00000	1.689
$	3 Chlormefos	7.430	7.430	(0.394)	94880	2.00000	1.759
	4 Mevinphos	9.285	9.287	(0.493)	53348	2.00000	1.712
	5 Demeton-O	9.786	9.787	(0.519)	19570	0.65000	0.5766
	6 Thionazin	10.038	10.037	(0.533)	93496	2.00000	1.794
	7 Ethoprop	10.553	10.554	(0.560)	66159	2.00000	1.758
	8 Phorate	10.591	10.592	(0.562)	81659	2.00000	1.647
	9 Naled	10.995	10.997	(0.583)	8310	2.00000	1.732
	10 Sulfotepp	11.070	11.072	(0.587)	121794	2.00000	1.763 (A)
*	11 Tributylphosphate	11.168	11.169	(1.000)	74736	2.00000	
	12 Simazine	11.465	11.462	(0.608)	18419	2.00000	1.793 (A)
	13 Diazinon	11.596	11.597	(0.615)	61886	2.00000	1.685
	14 Atrazine	11.645	11.645	(0.618)	36812	2.00000	1.677 (A)
	15 Propazine	11.808	11.809	(0.627)	28968	2.00000	1.616
	16 Disulfoton	12.110	12.109	(0.643)	67209	2.00000	1.785
	17 Demeton-S	12.185	12.187	(0.647)	49155	1.36000	1.138
	18 Dimethoate	13.355	13.352	(0.709)	81261	2.00000	1.689
	19 Ronnel	13.656	13.654	(0.725)	54194	2.00000	1.706
	20 Merphos-A (Merphos)	13.756	13.757	(1.232)	66927	2.00000	1.992 (A)
	21 Chlorpyrifos	14.481	14.480	(0.769)	61138	2.00000	1.715
	22 Fenthion	14.735	14.734	(0.782)	48943	2.00000	1.764
	23 Trichloronate	14.781	14.782	(0.784)	84228	2.00000	1.630
	24 Anilazine	15.251	15.295	(0.809)	309	2.00000	0.8476
	25 Methyl Parathion	15.581	15.582	(0.827)	56201	2.00000	1.729
	26 Malathion	15.778	15.779	(0.837)	60160	2.00000	1.783
	27 Tokuthion	16.391	16.392	(0.870)	73577	2.00000	1.799
	28 Parathion	16.536	16.537	(0.878)	66990	2.00000	1.794 (M)
	29 Merphos-B (Merphos Oxone)	16.555	16.559	(1.482)	26701	2.00000	2.256 (AM)
	30 Tetrachlorvinphos (stirophos)	17.015	17.015	(0.903)	32239	2.00000	1.734
	31 Carbophenothion methyl	17.123	17.122	(0.909)	53178	2.00000	1.813
	32 Bolstar	17.476	17.477	(0.927)	65964	2.00000	1.878
	33 Carbophenothion	17.558	17.560	(0.932)	62235	2.00000	1.758 (A)

	Compounds	RT	EXP RT	REL RT	RESPONSE	AMOUNTS CAL-AMT (ug/mL)	AMOUNTS ON-COL (ug/mL)
$	34 Triphenyl phosphate	18.311	18.312	(0.972)	48259	2.00000	1.950
	35 Fensulfothion	18.590	18.590	(0.987)	46394	2.00000	1.860
*	36 TOCP	18.843	18.844	(1.000)	45897	2.00000	
	37 Phosmet / EPN	18.938	18.940	(1.005)	99080	4.00000	3.851
	38 Famphur	19.036	19.039	(1.010)	52938	2.00000	1.841
	39 Azinphos-methyl	19.178	19.179	(1.018)	46580	2.00000	2.101
	40 Azinphos-ethyl	19.400	19.400	(1.030)	66775	2.00000	2.024
	41 Coumaphos	20.396	20.397	(1.082)	37422	2.00000	1.806
S	42 Merphos				93628	2.00000	1.809
M	43 Total Demeton				68725	2.00000	1.715

QC Flag Legend

A - Target compound detected but, quantitated amount exceeded maximum amount.
M - Compound response manually integrated.

TestAmerica

INTERNAL STANDARD COMPOUNDS
AREA AND RT SUMMARY

Instrument ID: GC_D2.i
Lab File ID: 006F0601.D
Lab Smp Id: OPP L4 GSV0637
Analysis Type: SV
Quant Type: ISTD
Operator: MPK/TLW
Method File: \\DenSvr03\Public\chem\GCS\GC_D2.i\0601B092.B\8141A-2.m
Misc Info:

Calibration Date: 01-JUN-2009
Calibration Time: 17:05
Client Smp ID: OPP L4 GSV0637
Level:
Sample Type:

COMPOUND	STANDARD	AREA LIMIT LOWER	AREA LIMIT UPPER	SAMPLE	%DIFF
11 Tributylphosphate	74736	37368	149472	74736	0.00
36 TOCP	45897	22949	91794	45897	0.00

COMPOUND	STANDARD	RT LIMIT LOWER	RT LIMIT UPPER	SAMPLE	%DIFF
11 Tributylphosphate	11.17	10.67	11.67	11.17	0.00
36 TOCP	18.84	18.34	19.34	18.84	0.00

AREA UPPER LIMIT = +100% of internal standard area.
AREA LOWER LIMIT = - 50% of internal standard area.
RT UPPER LIMIT = + 0.50 minutes of internal standard RT.
RT LOWER LIMIT = - 0.50 minutes of internal standard RT.

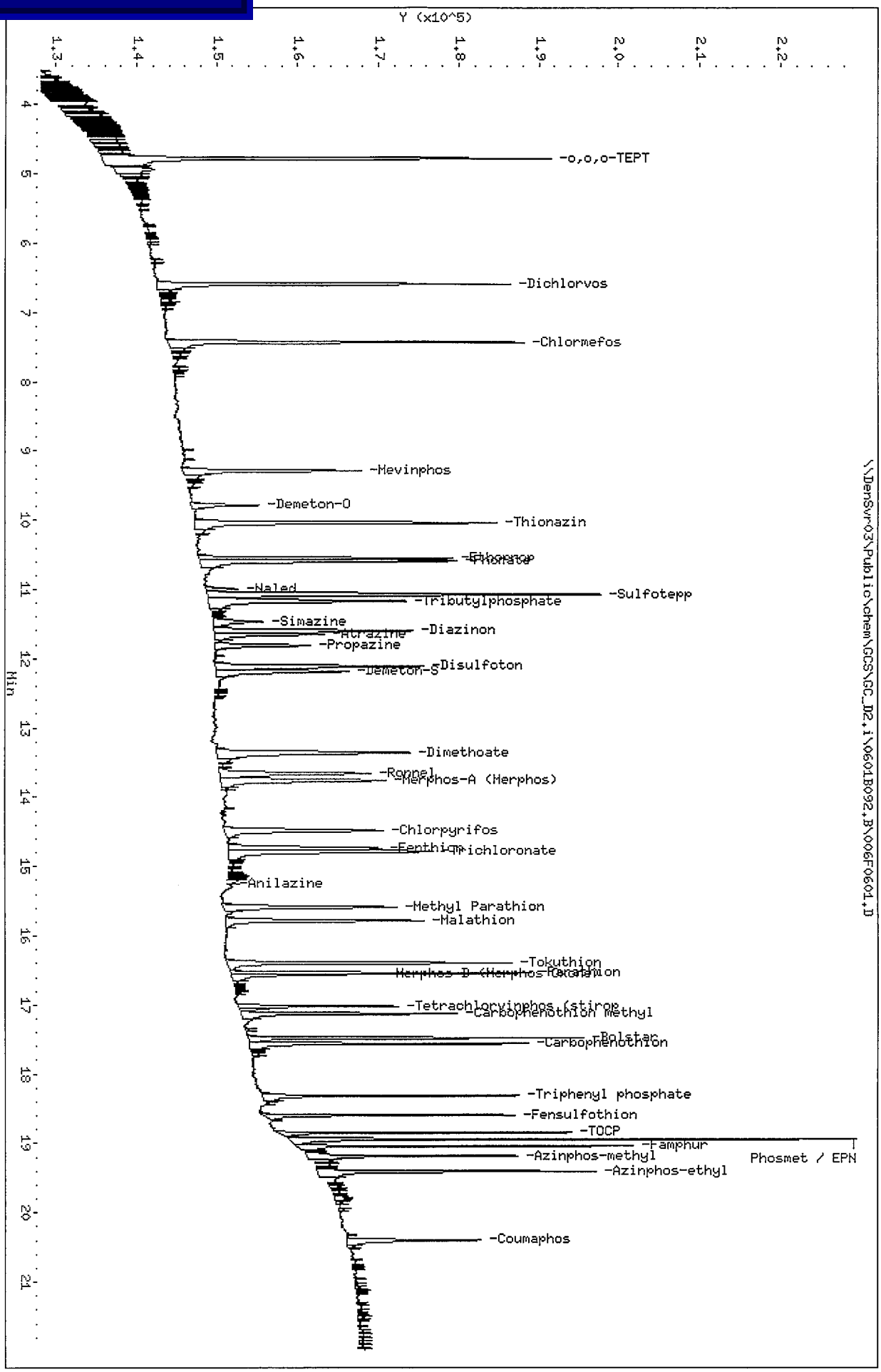

Data File: \\DenSvr03\Public\chem\GCS\GC_D2.i\0601B092.B\006F0601.D
Date : 01-JUN-2009 17:05
Client ID: OPP L4 GSV0637
Sample Info: OPP L4 GSV0637
Column phase: RTx-OPPest

Instrument: GC_D2.i
Operator: MPK/TLW
Column diameter: 0.32

Data File Name: 006F0601.D
Inj. Date and Time: 01-JUN-2009 17:05
Instrument ID: GC_D2.i
Client ID: OPP L4 GSV0637
Compound Name: Parathion
CAS #:

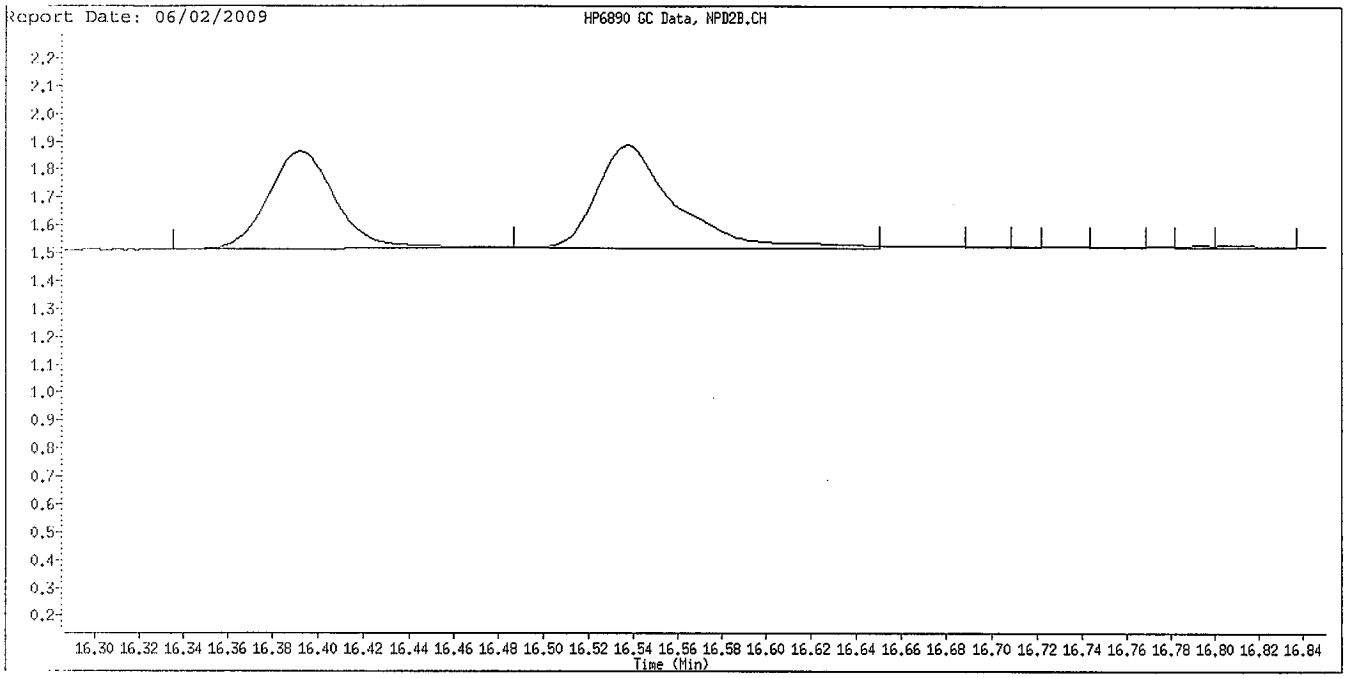

Original Integration

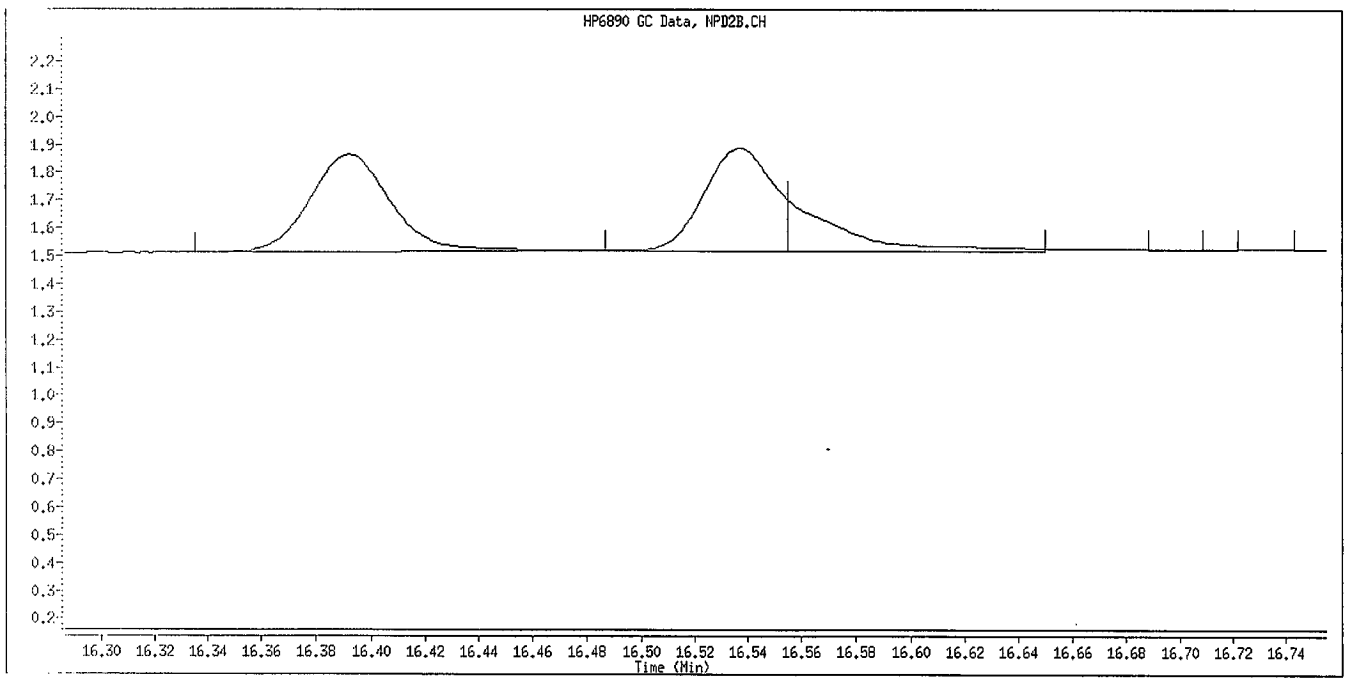

Manual Integration

Manually Integrated By: williamst
Manual Integration Reason: Baseline Event

6/2/09

Inj. Date and Time: 01-JUN-2009 17:05
Instrument ID: GC_D2.i
Client ID: OPP L4 GSV0637
Compound Name: Merphos-B (Merphos Oxone)
CAS #:
Report Date: 06/02/2009

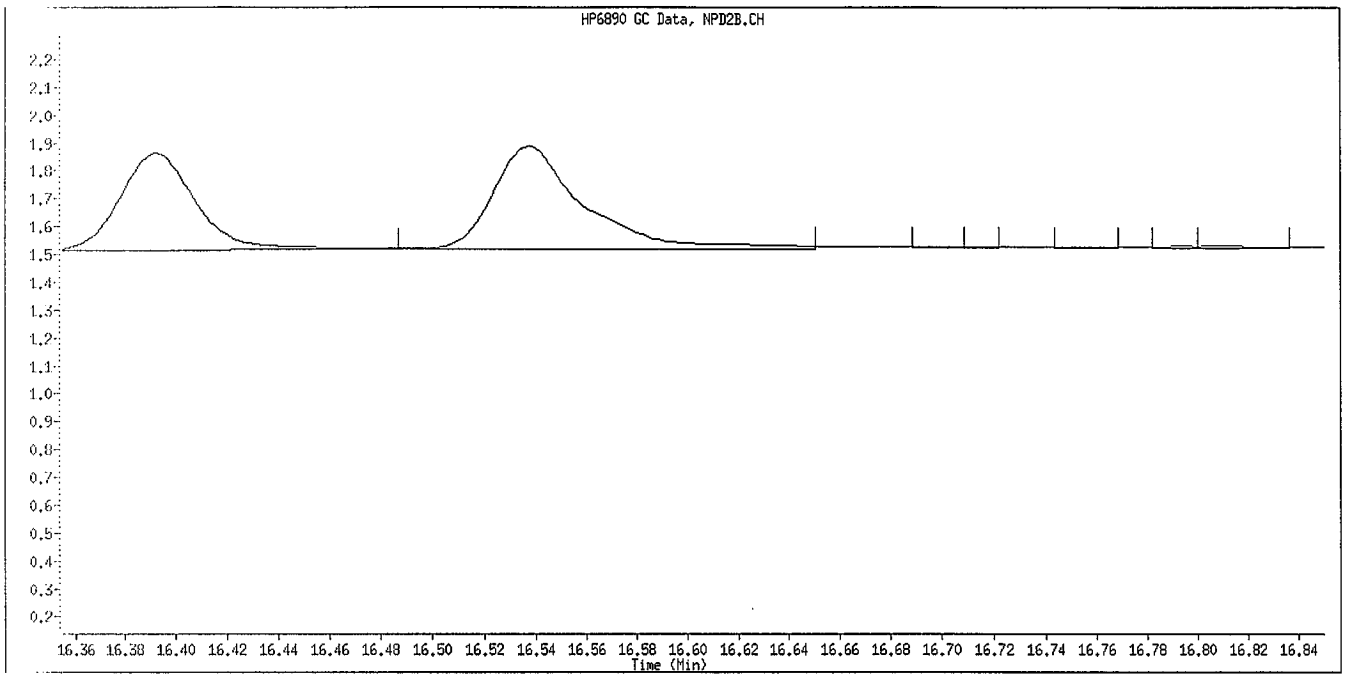

Original Integration

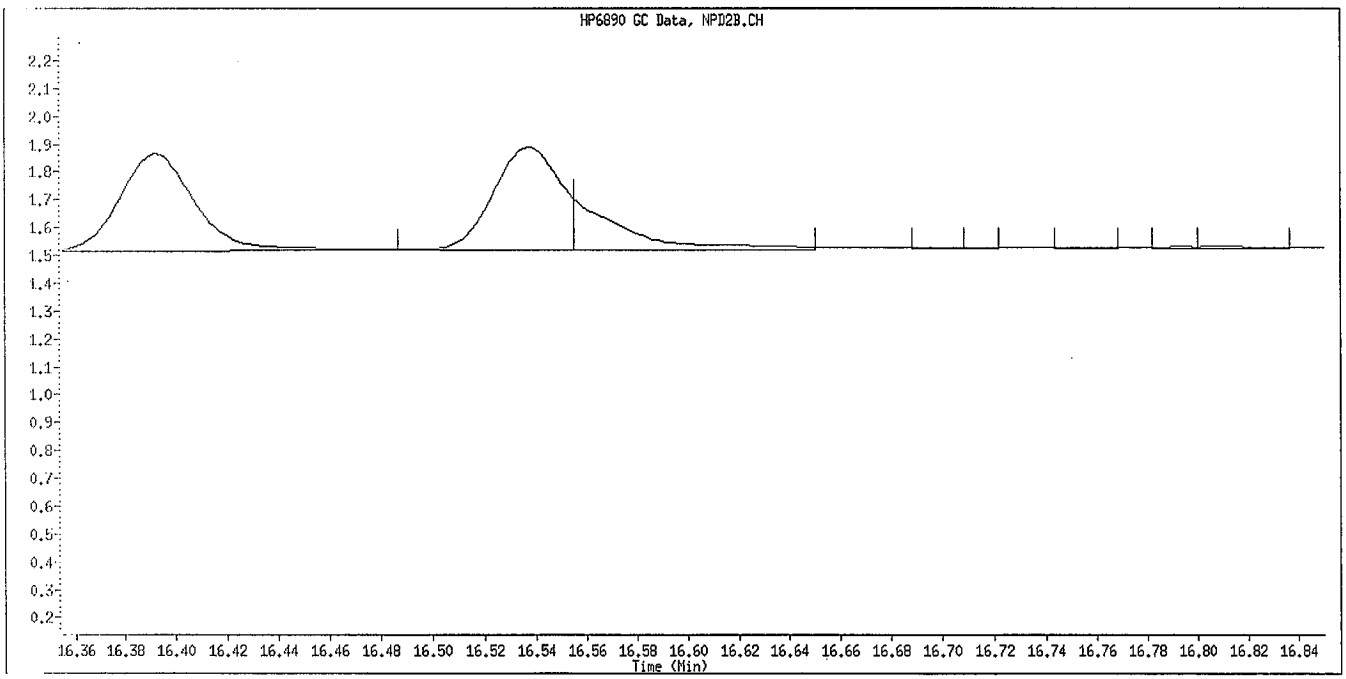

Manual Integration

Manually Integrated By: williamst
Manual Integration Reason: Baseline Event

6/2/09

TestAmerica

Data file : \\DenSvr03\Public\chem\GCS\GC_D2.i\0601B092.B\007F0701.D
Lab Smp Id: OPP L3 GSV0638 Client Smp ID: OPP L3 GSV0638
Inj Date : 01-JUN-2009 17:33
Operator : MPK/TLW Inst ID: GC_D2.i
Smp Info : OPP L3 GSV0638
Misc Info :
Comment :
Method : \\DenSvr03\Public\chem\GCS\GC_D2.i\0601B092.B\8141A-2.m
Meth Date : 02-Jun-2009 14:53 GC_D2.i Quant Type: ISTD
Cal Date : 01-JUN-2009 17:05 Cal File: 006F0601.D
Als bottle: 7 Calibration Sample, Level: 3
Dil Factor: 1.00000
Integrator: Falcon Compound Sublist: 8141A.sub
Target Version: 4.14
Processing Host: DENPC075

	Compounds	RT	EXP RT	REL RT	RESPONSE	AMOUNTS CAL-AMT (ug/mL)	AMOUNTS ON-COL (ug/mL)
	1 o,o,o-TEPT	4.777	4.779	(0.254)	72820	1.00000	0.9829
	2 Dichlorvos	6.591	6.592	(0.350)	47931	1.00000	0.8924
$	3 Chlormefos	7.431	7.430	(0.394)	49584	1.00000	0.9064
	4 Mevinphos	9.286	9.287	(0.493)	30809	1.00000	0.9924
	5 Demeton-O	9.787	9.787	(0.519)	9235	0.32500	0.2729
	6 Thionazin	10.039	10.037	(0.533)	50937	1.00000	0.9510
	7 Ethoprop	10.554	10.554	(0.560)	36157	1.00000	0.9472
	8 Phorate	10.592	10.592	(0.562)	48318	1.00000	0.9356
	9 Naled	10.996	10.997	(0.584)	2916	1.00000	0.9918
	10 Sulfotepp	11.071	11.072	(0.588)	69707	1.00000	0.9693(A)
*	11 Tributylphosphate	11.171	11.169	(1.000)	76343	2.00000	
	12 Simazine	11.467	11.462	(0.609)	10633	1.00000	1.112(A)
	13 Diazinon	11.597	11.597	(0.615)	39809	1.00000	1.039
	14 Atrazine	11.651	11.645	(0.618)	22171	1.00000	0.9618(A)
	15 Propazine	11.811	11.809	(0.627)	19252	1.00000	1.048
	16 Disulfoton	12.111	12.109	(0.643)	37052	1.00000	0.9638
	17 Demeton-S	12.187	12.187	(0.647)	29350	0.68000	0.6706
	18 Dimethoate	13.361	13.352	(0.709)	44237	1.00000	0.9412
	19 Ronnel	13.659	13.654	(0.725)	30797	1.00000	0.9666
	20 Merphos-A (Merphos)	13.759	13.757	(1.232)	38567	1.00000	1.124(A)
	21 Chlorpyrifos	14.482	14.480	(0.769)	34387	1.00000	0.9613
	22 Fenthion	14.739	14.734	(0.782)	25065	1.00000	0.9348
	23 Trichloronate	14.784	14.782	(0.785)	49175	1.00000	0.9381
	24 Anilazine	15.281	15.295	(0.811)	737	1.00000	1.369
	25 Methyl Parathion	15.584	15.582	(0.827)	30681	1.00000	0.9470
	26 Malathion	15.781	15.779	(0.837)	31476	1.00000	0.9070
	27 Tokuthion	16.394	16.392	(0.870)	41936	1.00000	0.9901
	28 Parathion	16.539	16.537	(0.878)	41405	1.00000	1.062(M)
	29 Merphos-B (Merphos Oxone)	16.562	16.559	(1.483)	15595	1.00000	1.164(AM)
	30 Tetrachlorvinphos (stirophos)	17.016	17.015	(0.903)	16238	1.00000	0.8735
	31 Carbophenothion methyl	17.124	17.122	(0.909)	26959	1.00000	0.9290
	32 Bolstar	17.477	17.477	(0.927)	35382	1.00000	0.9471
	33 Carbophenothion	17.561	17.560	(0.932)	32837	1.00000	0.8986(A)

	Compounds	RT	EXP RT	REL RT	RESPONSE	AMOUNTS CAL-AMT (ug/mL)	AMOUNTS ON-COL (ug/mL)
$	34 Triphenyl phosphate	18.314	18.312	(0.972)	24734	1.00000	0.9699
	35 Fensulfothion	18.592	18.590	(0.987)	25744	1.00000	1.014
*	36 TOCP	18.844	18.844	(1.000)	47947	2.00000	
	37 Phosmet / EPN	18.939	18.940	(1.005)	48092	2.00000	1.857
	38 Famphur	19.037	19.039	(1.010)	25718	1.00000	0.9118
	39 Azinphos-methyl	19.179	19.179	(1.018)	23849	1.00000	1.030
	40 Azinphos-ethyl	19.401	19.400	(1.030)	30353	1.00000	0.8523
	41 Coumaphos	20.397	20.397	(1.082)	22560	1.00000	1.082
S	42 Merphos				54162	1.00000	1.032
M	43 Total Demeton				38585	1.00000	0.9435

QC Flag Legend

A - Target compound detected but, quantitated amount exceeded maximum amount.
M - Compound response manually integrated.

TestAmerica

INTERNAL STANDARD COMPOUNDS
AREA AND RT SUMMARY

Instrument ID: GC_D2.i
Lab File ID: 007F0701.D
Lab Smp Id: OPP L3 GSV0638
Analysis Type: SV
Quant Type: ISTD
Operator: MPK/TLW
Method File: \\DenSvr03\Public\chem\GCS\GC_D2.i\0601B092.B\8141A-2.m
Misc Info:

Calibration Date: 01-JUN-2009
Calibration Time: 17:05
Client Smp ID: OPP L3 GSV0638
Level:
Sample Type:

		AREA LIMIT			
COMPOUND	STANDARD	LOWER	UPPER	SAMPLE	%DIFF
11 Tributylphosphate	74736	37368	149472	76343	2.15
36 TOCP	45897	22949	91794	47947	4.47

		RT LIMIT			
COMPOUND	STANDARD	LOWER	UPPER	SAMPLE	%DIFF
11 Tributylphosphate	11.17	10.67	11.67	11.17	0.02
36 TOCP	18.84	18.34	19.34	18.84	0.01

AREA UPPER LIMIT = +100% of internal standard area.
AREA LOWER LIMIT = - 50% of internal standard area.
RT UPPER LIMIT = + 0.50 minutes of internal standard RT.
RT LOWER LIMIT = - 0.50 minutes of internal standard RT.

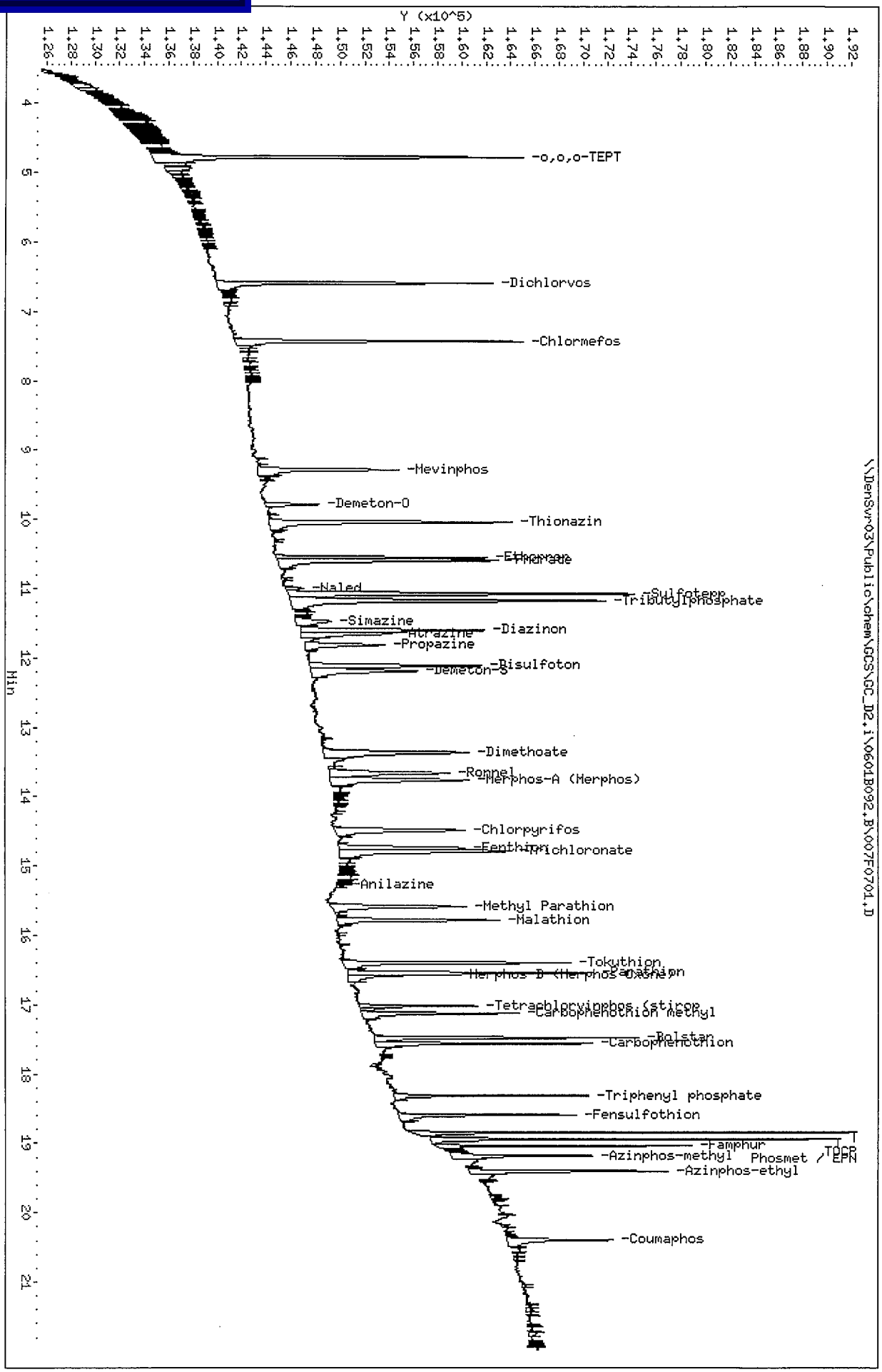
Data File: \\DenSvr03\Public\chem\GCS\GC_D2,i\0601B092,B\007F0701,D
Date : 01-JUN-2009 17:33
Client ID: OPP L3 GSV0638
Sample Info: OPP L3 GSV0638
Column phase: RTx-OPPest
Instrument: GC_D2,i
Operator: HPK/TLH
Column diameter: 0.32
Page 4
Y (x10^5)
Min
-o,o,o-TEPT
-Dichlorvos
-Chlormefos
-Mevinphos
-Demeton-O
-Thionazin
-Ethoprop
-Phorate
-Naled
-Sulfotepp
-Tributylphosphate
-Simazine
-Atrazine
-Diazinon
-Propazine
-Demeton-S
-Disulfoton
-Dimethoate
-Ronnel
-Merphos-A (Merphos)
-Chlorpyrifos
-Fenthion
-Trichloronate
-Anilazine
-Methyl Parathion
-Malathion
-Tokuthion
-Parathion
-Merphos-B (Merphos-Oxone)
-Tetrachlorvinphos (stirop
-Carbophenothion methyl
-Bolstar
-Carbophenothion
-Triphenyl phosphate
-Fensulfothion
-Famphur
-Azinphos-methyl
Phosmet / EPN
-Azinphos-ethyl
-Coumaphos
\\DenSvr03\Public\chem\GCS\GC_D2,i\0601B092,B\007F0701,D

Data File Name: 007F0701.D
Inj. Date and Time: 01-JUN-2009 17:33
Instrument ID: GC_D2.i
Client ID: OPP L3 GSV0638
Compound Name: Parathion
CAS #:
Report Date: 06/02/2009

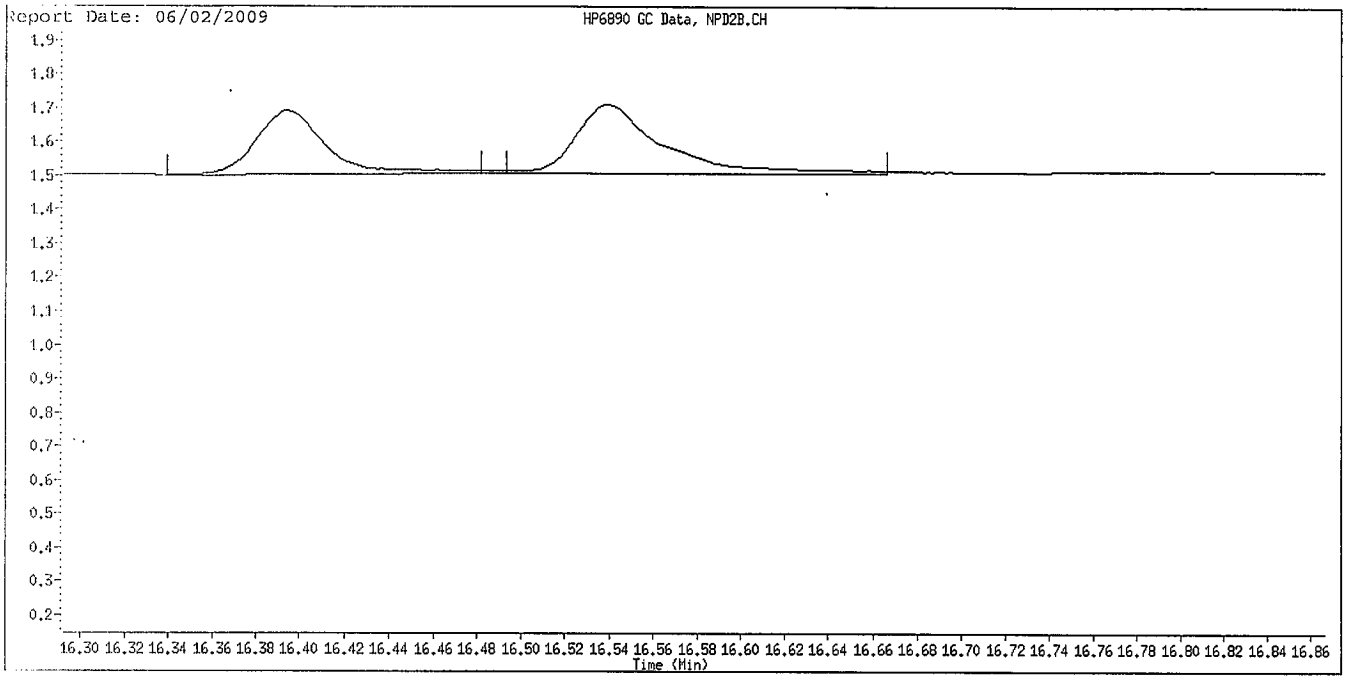

Original Integration

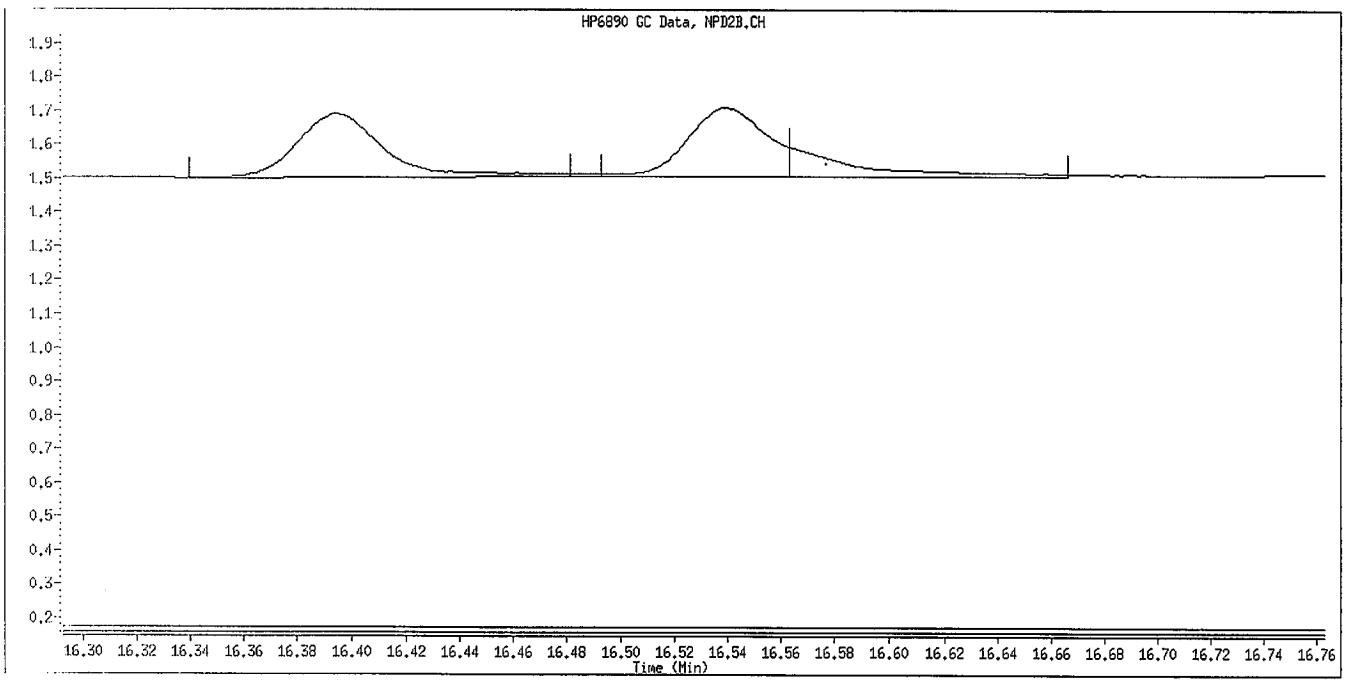

Manual Integration

Manually Integrated By: williamst
Manual Integration Reason: Baseline Event

6/2/09

Inj. Date and Time: 01-JUN-2009 17:33
Instrument ID: GC_D2.i
Client ID: OPP L3 GSV0638
Compound Name: Merphos-B (Merphos Oxone)
CAS #:
Report Date: 06/02/2009

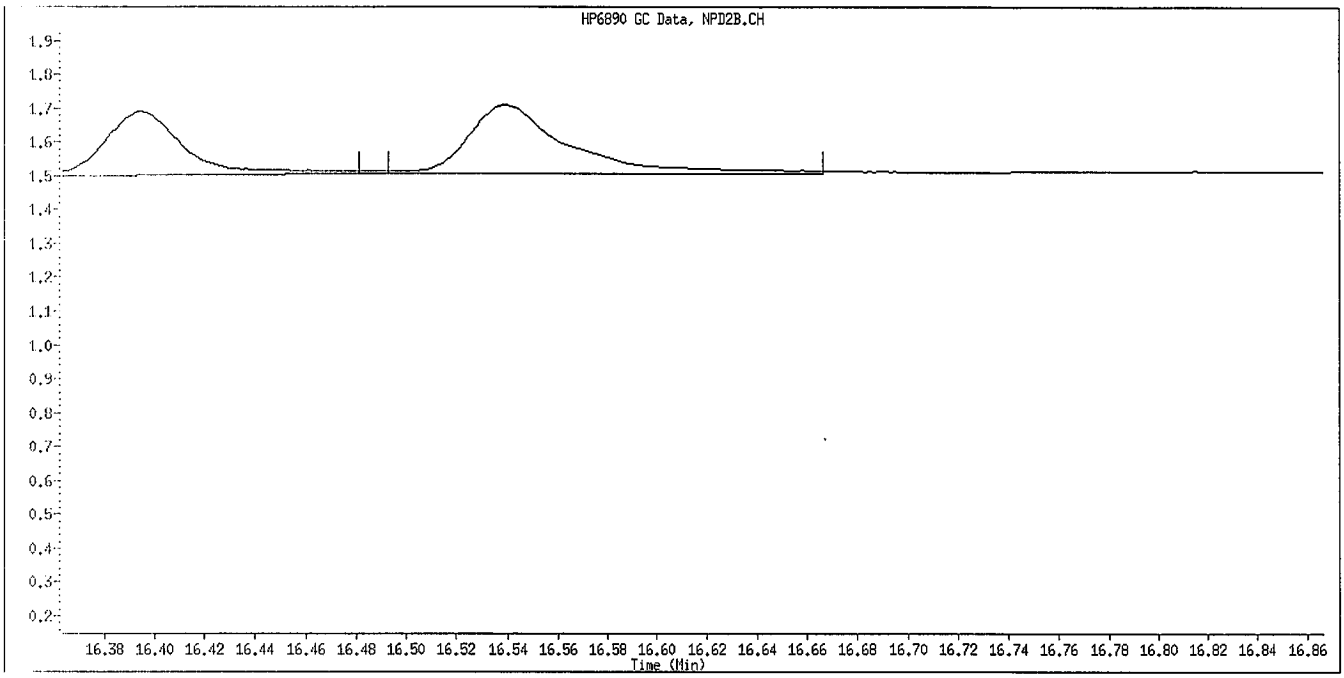

Original Integration

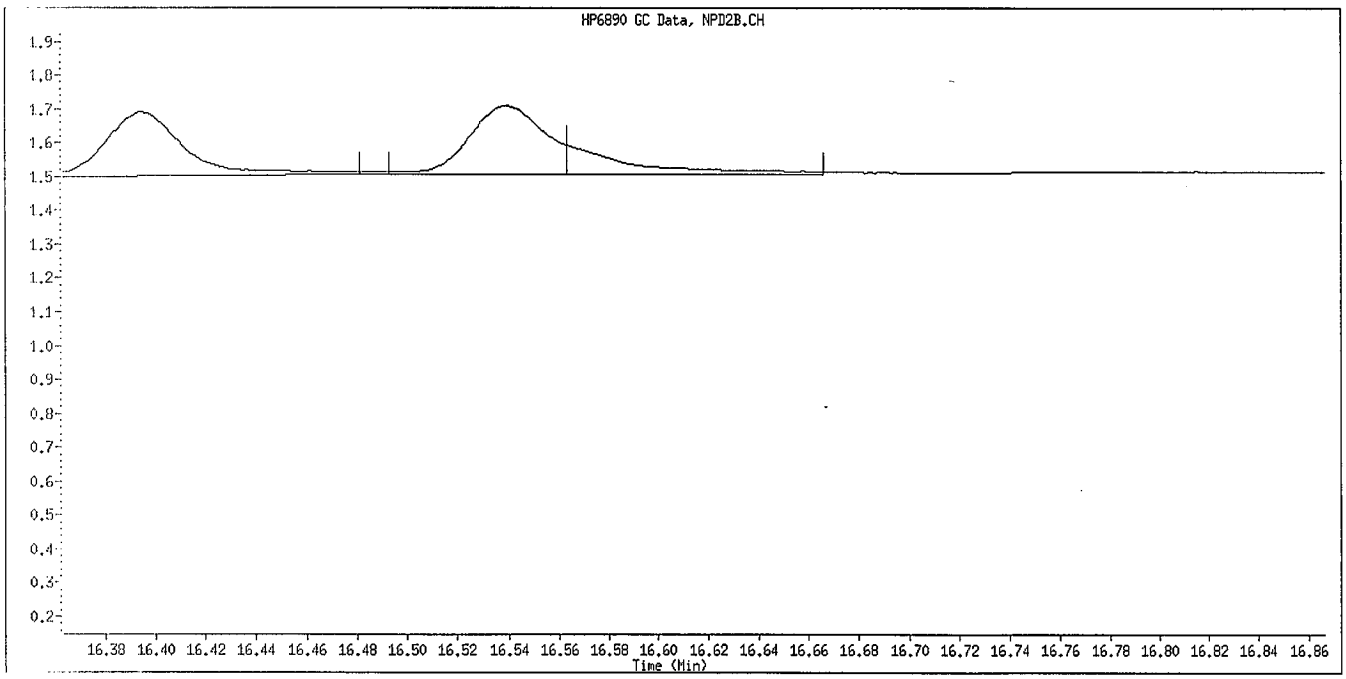

Manual Integration

Manually Integrated By: williamst
Manual Integration Reason: Baseline Event

6/16/09

TestAmerica

Data file : \\DenSvr03\Public\chem\GCS\GC_D2.i\0601B092.B\008F0801.D
Lab Smp Id: OPP L2 GSV0639 Client Smp ID: OPP L2 GSV0639
Inj Date : 01-JUN-2009 18:00
Operator : MPK/TLW Inst ID: GC_D2.i
Smp Info : OPP L2 GSV0639
Misc Info :
Comment :
Method : \\DenSvr03\Public\chem\GCS\GC_D2.i\0601B092.B\8141A-2.m
Meth Date : 02-Jun-2009 14:53 GC_D2.i Quant Type: ISTD
Cal Date : 01-JUN-2009 17:33 Cal File: 007F0701.D
Als bottle: 8 Calibration Sample, Level: 2
Dil Factor: 1.00000
Integrator: Falcon Compound Sublist: 8141A.sub
Target Version: 4.14
Processing Host: DENPC075

	Compounds	RT	EXP RT	REL RT	RESPONSE	AMOUNTS CAL-AMT (ug/mL)	AMOUNTS ON-COL (ug/mL)
	1 o,o,o-TEPT	4.776	4.779	(0.253)	42610	0.50000	0.5656
	2 Dichlorvos	6.590	6.592	(0.350)	24597	0.50000	0.4659
$	3 Chlormefos	7.430	7.430	(0.394)	26659	0.50000	0.5022
	4 Mevinphos	9.286	9.287	(0.493)	12326	0.50000	0.4514
	5 Demeton-O	9.785	9.787	(0.519)	6740	0.16250	0.2014
	6 Thionazin	10.040	10.037	(0.533)	26582	0.50000	0.5013
	7 Ethoprop	10.555	10.554	(0.560)	16609	0.50000	0.4573
	8 Phorate	10.591	10.592	(0.562)	25666	0.50000	0.4894
	9 Naled	10.993	10.997	(0.583)	445	0.50000	0.6567
	10 Sulfotepp	11.071	11.072	(0.588)	35778	0.50000	0.4904(A)
*	11 Tributylphosphate	11.171	11.169	(1.000)	69417	2.00000	
	12 Simazine	11.481	11.462	(0.609)	2159	0.50000	0.4383(AM)
	13 Diazinon	11.601	11.597	(0.616)	18467	0.50000	0.4748
	14 Atrazine	11.655	11.645	(0.618)	11027	0.50000	0.4620(AM)
	15 Propazine	11.816	11.809	(0.627)	7530	0.50000	0.4357
	16 Disulfoton	12.113	12.109	(0.643)	17279	0.50000	0.4651
	17 Demeton-S	12.195	12.187	(0.647)	11696	0.34000	0.2902(M)
	18 Dimethoate	13.371	13.352	(0.710)	22582	0.50000	0.5342
	19 Ronnel	13.661	13.654	(0.725)	13938	0.50000	0.4750
	20 Merphos-A (Merphos)	13.761	13.757	(1.232)	18505	0.50000	0.5931(A)
	21 Chlorpyrifos	14.486	14.480	(0.769)	15991	0.50000	0.4822
	22 Fenthion	14.748	14.734	(0.783)	9026	0.50000	0.4184
	23 Trichloronate	14.786	14.782	(0.785)	24695	0.50000	0.4924
	24 Anilazine	15.285	15.295	(0.811)	356	0.50000	0.8810
	25 Methyl Parathion	15.591	15.582	(0.827)	12412	0.50000	0.4297
	26 Malathion	15.781	15.779	(0.837)	16000	0.50000	0.4656
	27 Tokuthion	16.396	16.392	(0.870)	20537	0.50000	0.4845
	28 Parathion	16.541	16.537	(0.878)	18123	0.50000	0.4549(M)
	29 Merphos-B (Merphos Oxone)	16.561	16.559	(1.482)	7691	0.50000	0.4959(AM)
	30 Tetrachlorvinphos (stirophos)	17.016	17.015	(0.903)	8070	0.50000	0.4618
	31 Carbophenothion methyl	17.128	17.122	(0.909)	12320	0.50000	0.4682
	32 Bolstar	17.480	17.477	(0.928)	19596	0.50000	0.4972
	33 Carbophenothion	17.563	17.560	(0.932)	19416	0.50000	0.5291(A)

	Compounds	RT	EXP RT	REL RT	RESPONSE	AMOUNTS CAL-AMT (ug/mL)	AMOUNTS ON-COL (ug/mL)
$	34 Triphenyl phosphate	18.315	18.312	(0.972)	13138	0.50000	0.5169
	35 Fensulfothion	18.595	18.590	(0.987)	11142	0.50000	0.4621
*	36 TOCP	18.845	18.844	(1.000)	48984	2.00000	
	37 Phosmet / EPN	18.941	18.940	(1.005)	24996	1.00000	1.006
	38 Famphur	19.038	19.039	(1.010)	12909	0.50000	0.5008
	39 Azinphos-methyl	19.183	19.179	(1.018)	11448	0.50000	0.4838
	40 Azinphos-ethyl	19.403	19.400	(1.030)	20809	0.50000	0.5553
	41 Coumaphos	20.398	20.397	(1.082)	8275	0.50000	0.4483
S	42 Merphos				26196	0.50000	0.5131
M	43 Total Demeton				18436	0.50000	0.4916

QC Flag Legend

A - Target compound detected but, quantitated amount exceeded maximum amount.
M - Compound response manually integrated.

TestAmerica

INTERNAL STANDARD COMPOUNDS
AREA AND RT SUMMARY

Instrument ID: GC_D2.i
Lab File ID: 008F0801.D
Lab Smp Id: OPP L2 GSV0639
Analysis Type: SV
Quant Type: ISTD
Operator: MPK/TLW
Method File: \\DenSvr03\Public\chem\GCS\GC_D2.i\0601B092.B\8141A-2.m
Misc Info:

Calibration Date: 01-JUN-2009
Calibration Time: 17:05
Client Smp ID: OPP L2 GSV0639
Level:
Sample Type:

		AREA LIMIT			
COMPOUND	STANDARD	LOWER	UPPER	SAMPLE	%DIFF
11 Tributylphosphate	74736	37368	149472	69417	-7.12
36 TOCP	45897	22949	91794	48984	6.73

		RT LIMIT			
COMPOUND	STANDARD	LOWER	UPPER	SAMPLE	%DIFF
11 Tributylphosphate	11.17	10.67	11.67	11.17	0.03
36 TOCP	18.84	18.34	19.34	18.85	0.01

AREA UPPER LIMIT = +100% of internal standard area.
AREA LOWER LIMIT = - 50% of internal standard area.
RT UPPER LIMIT = + 0.50 minutes of internal standard RT.
RT LOWER LIMIT = - 0.50 minutes of internal standard RT.

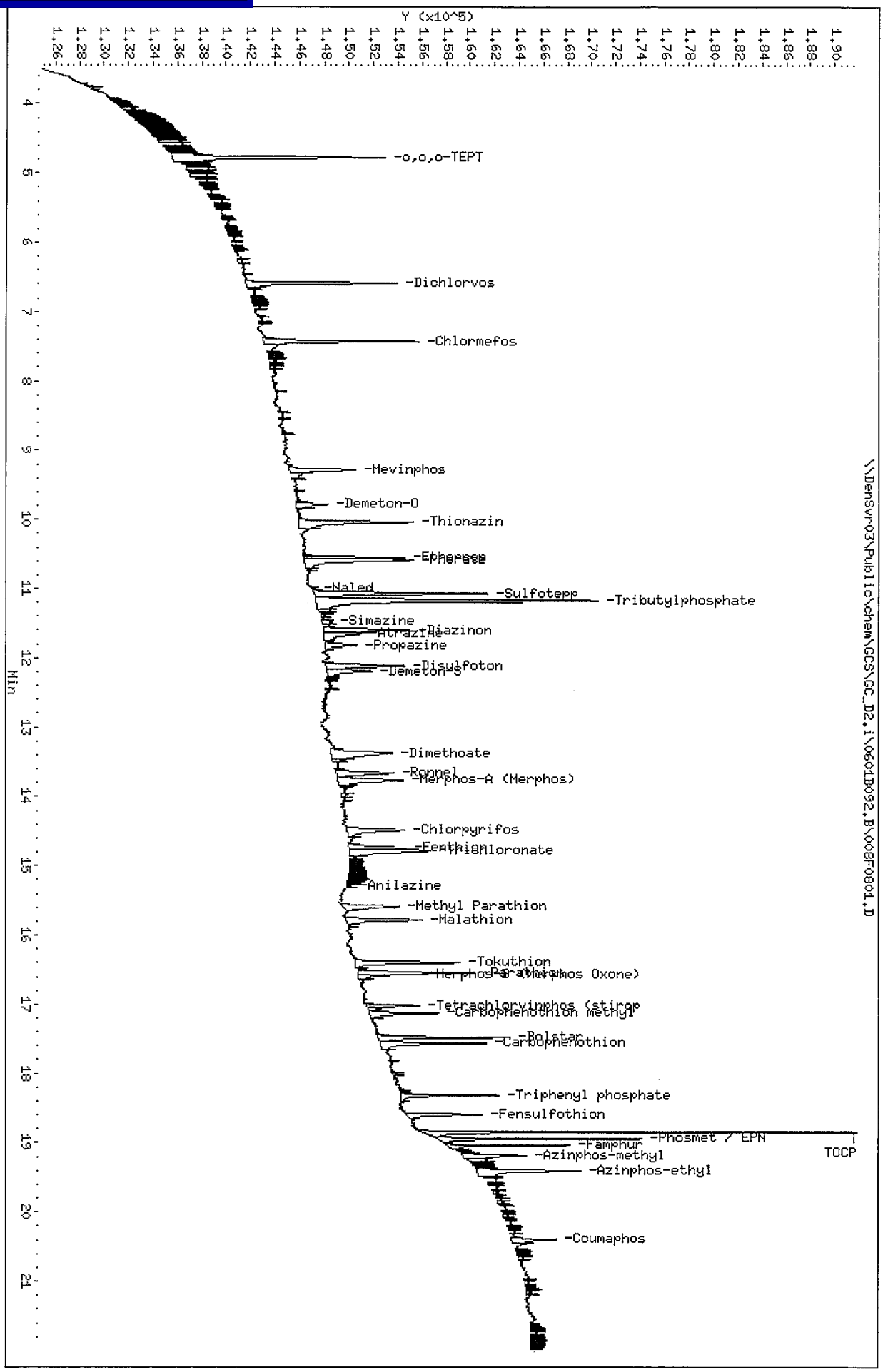
Data File: \\DenSvr03\Public\chem\GCS\GC_D2.i\0601B092.B\008F0801.D
Date : 01-JUN-2009 18:00
Client ID: OPP L2 GSV0639
Sample Info: OPP L2 GSV0639
Column phase: RTx-OPPest
Instrument: GC_D2.i
Operator: MPK/TLW
Column diameter: 0.32
\\DenSvr03\Public\chem\GCS\GC_D2.i\0601B092.B\008F0801.D
Y (x10^5)
Min
-o,o,o-TEPT
-Dichlorvos
-Chlormefos
-Mevinphos
-Demeton-O
-Thionazin
-Ephersee
-Naled
-Sulfotepp
-Tributylphosphate
-Simazine
-Atrazine
-Diazinon
-Propazine
-Demeton-S
-Disulfoton
-Dimethoate
-Ronnel
-Merphos-A (Merphos)
-Chlorpyrifos
-Fenthion
-Chloronate
-Anilazine
-Methyl Parathion
-Malathion
-Tokuthion
-Paraoxon
-Merphos-B (Merphos Oxone)
-Tetrachlorvinphos (stirge
-Carbophenothion methyl
-Bolstar
-Carbophenothion
-Triphenyl phosphate
-Fensulfothion
-Phosmet / EPN
-Famphur
-Azinphos-methyl
-Azinphos-ethyl
TOCP
-Coumaphos
Page 4

Data File Name: 008F0801.D
Inj. Date and Time: 01-JUN-2009 18:00
Instrument ID: GC_D2.i
Client ID: OPP L2 GSV0639
Compound Name: Simazine
CAS #:

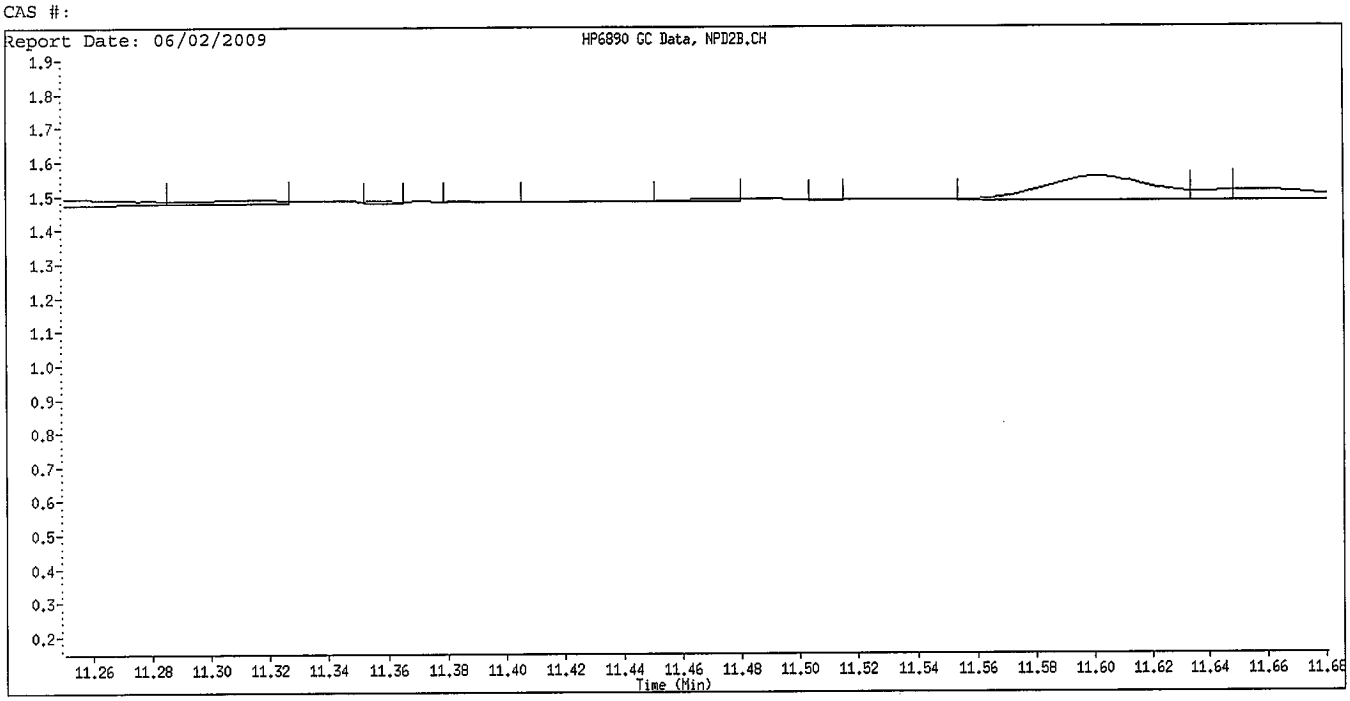

Original Integration

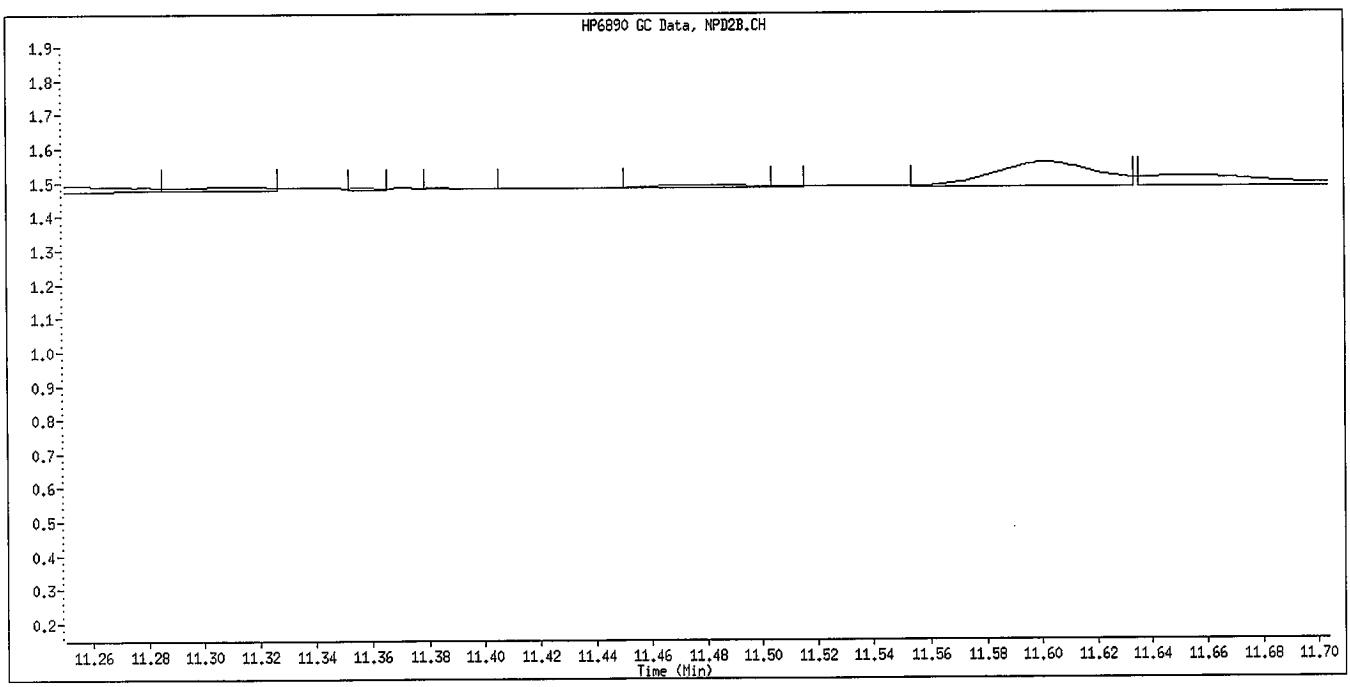

Manual Integration

Manually Integrated By: williamst
Manual Integration Reason: Baseline Event

6/2/09

Inj. Date and Time: 01-JUN-2009 18:00
Instrument ID: GC_D2.i
Client ID: OPP L2 GSV0639
Compound Name: Atrazine
CAS #:
Report Date: 06/02/2009

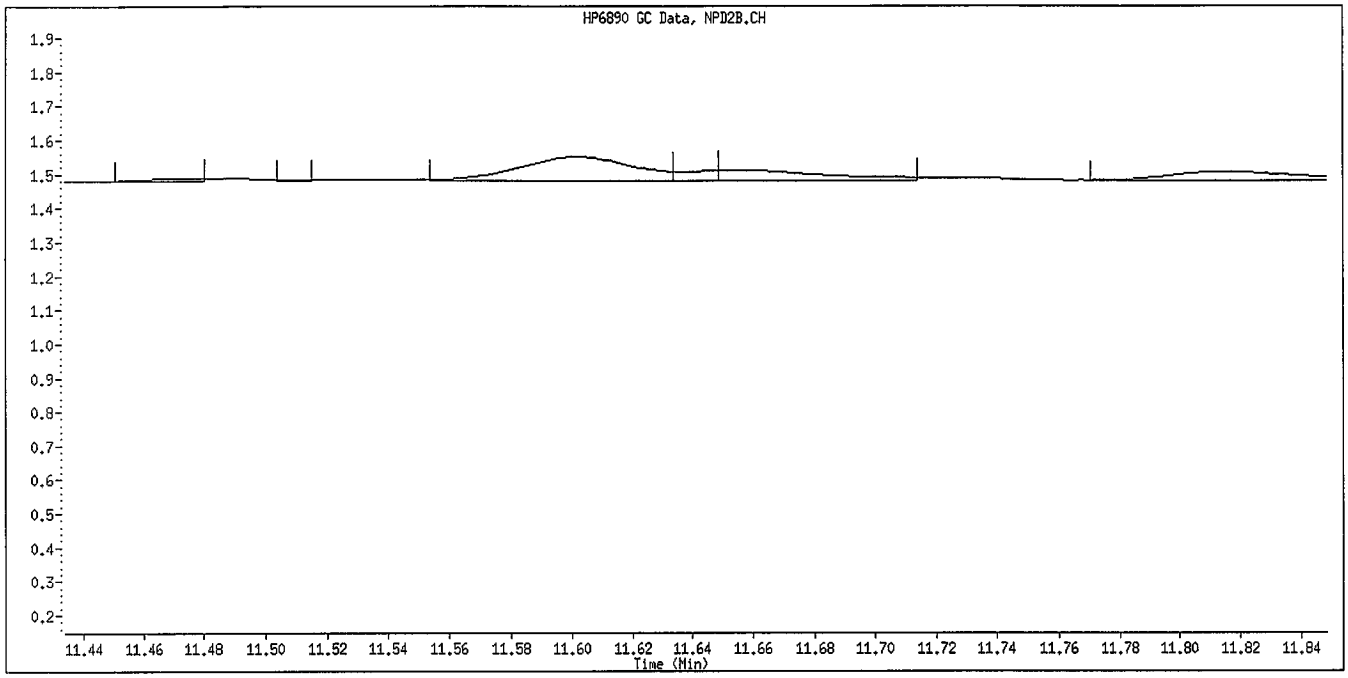

Original Integration

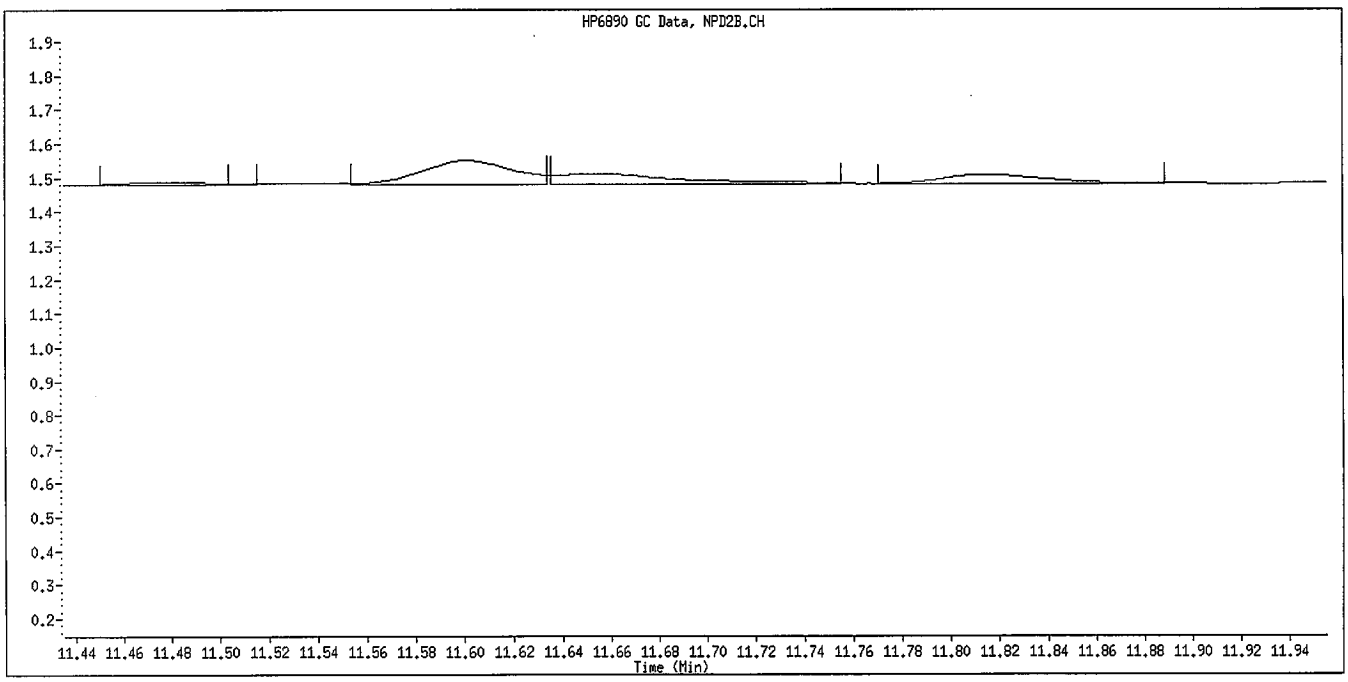

Manual Integration

Manually Integrated By: williamst
Manual Integration Reason: Baseline Event

6/2/09

Inj. Date and Time: 01-JUN-2009 18:00
Instrument ID: GC_D2.i
Client ID: OPP L2 GSV0639
Compound Name: Demeton-S
CAS #: 126-75-0
Report Date: 06/02/2009

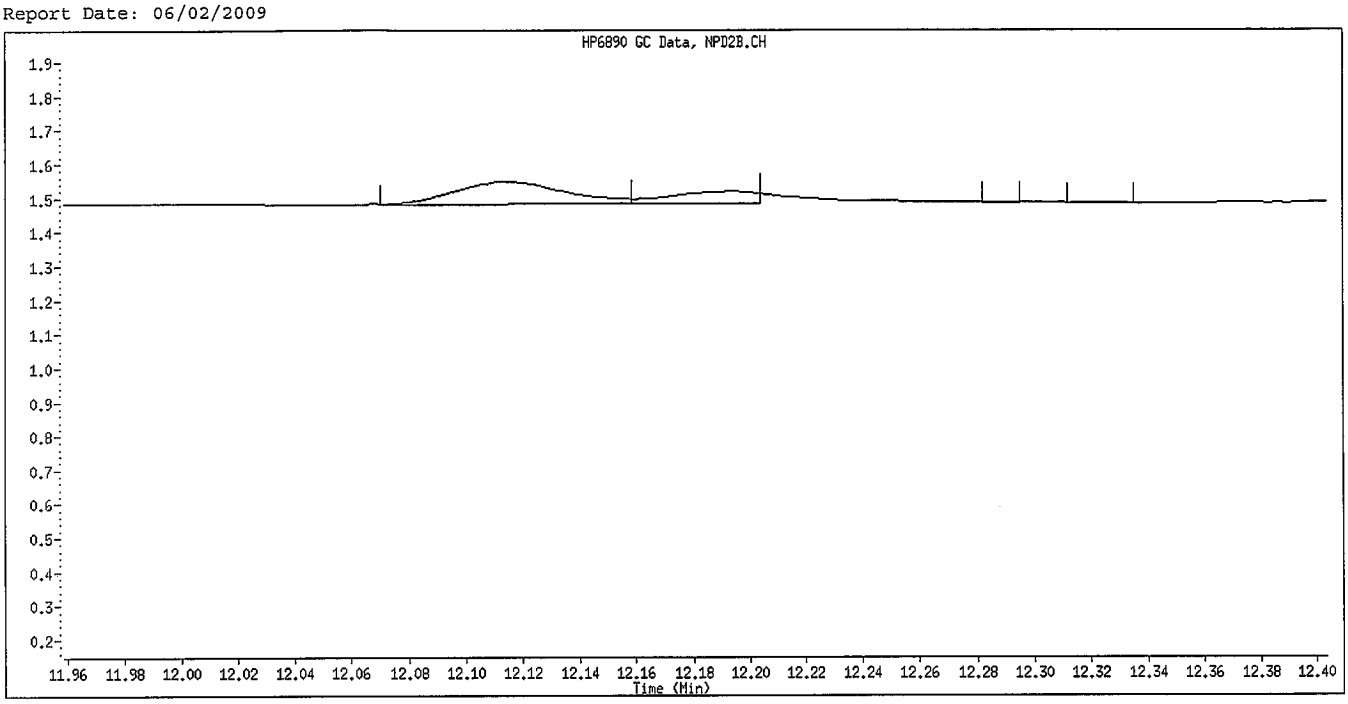

Original Integration

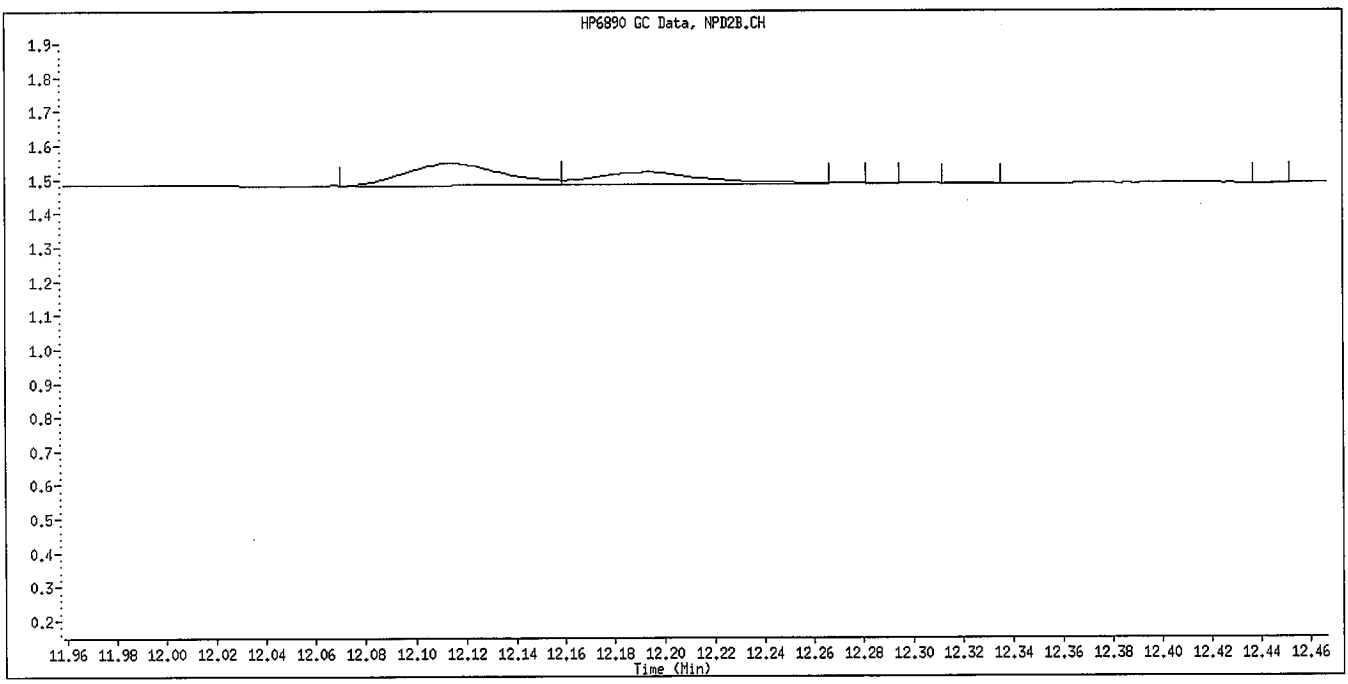

Manual Integration

Manually Integrated By: williamst
Manual Integration Reason: Baseline Event

6/2/09

Inj. Date and Time: 01-JUN-2009 18:00
Instrument ID: GC_D2.i
Client ID: OPP L2 GSV0639
Compound Name: Parathion
CAS #:
Report Date: 06/02/2009

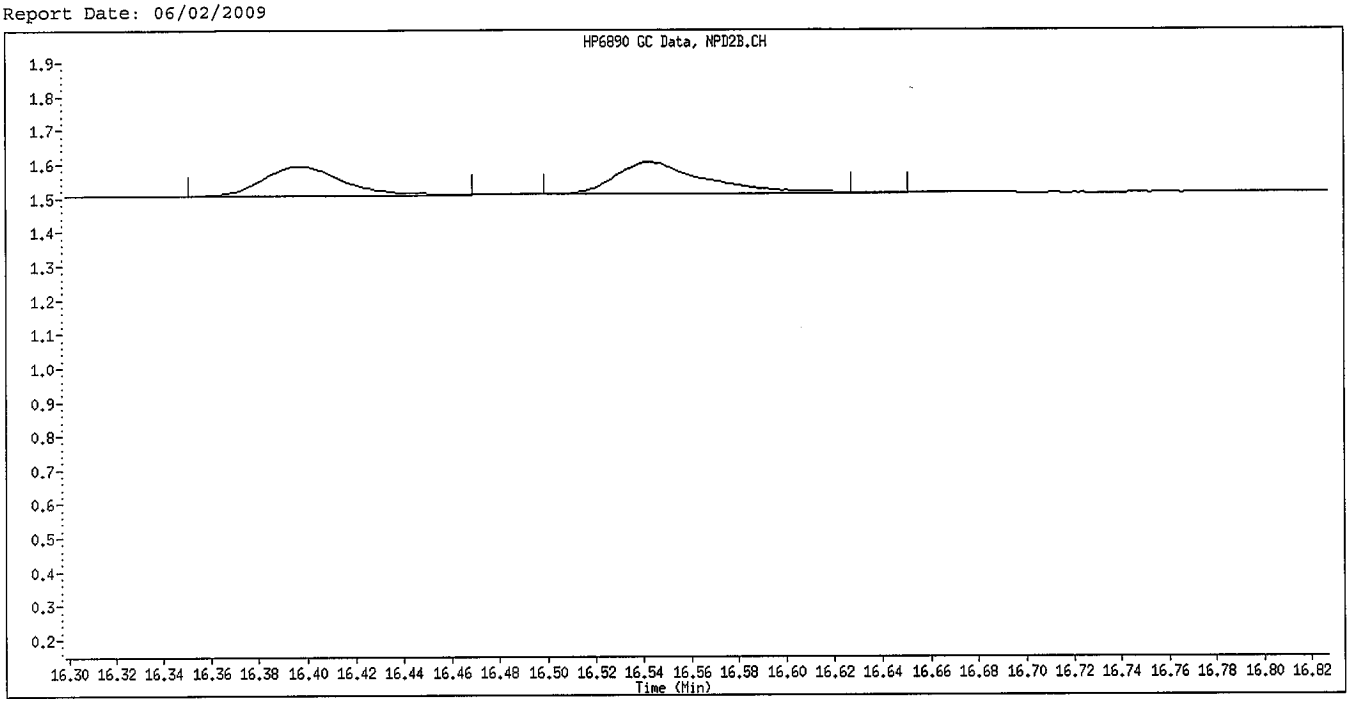

Original Integration

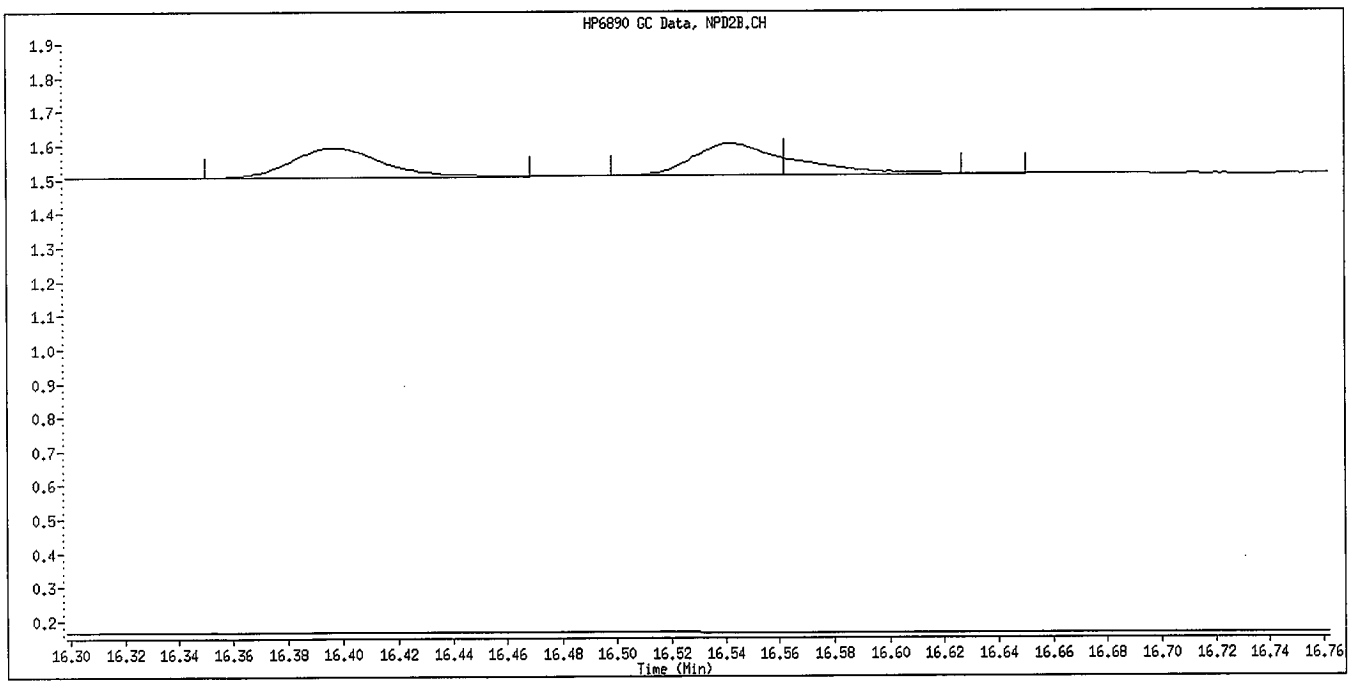

Manual Integration

Manually Integrated By: williamst
Manual Integration Reason: Baseline Event

6/2/09

Inj. Date and Time: 01-JUN-2009 18:00
Instrument ID: GC_D2.i
Client ID: OPP L2 GSV0639 .
Compound Name: Merphos-B (Merphos Oxone)
CAS #:
Report Date: 06/02/2009

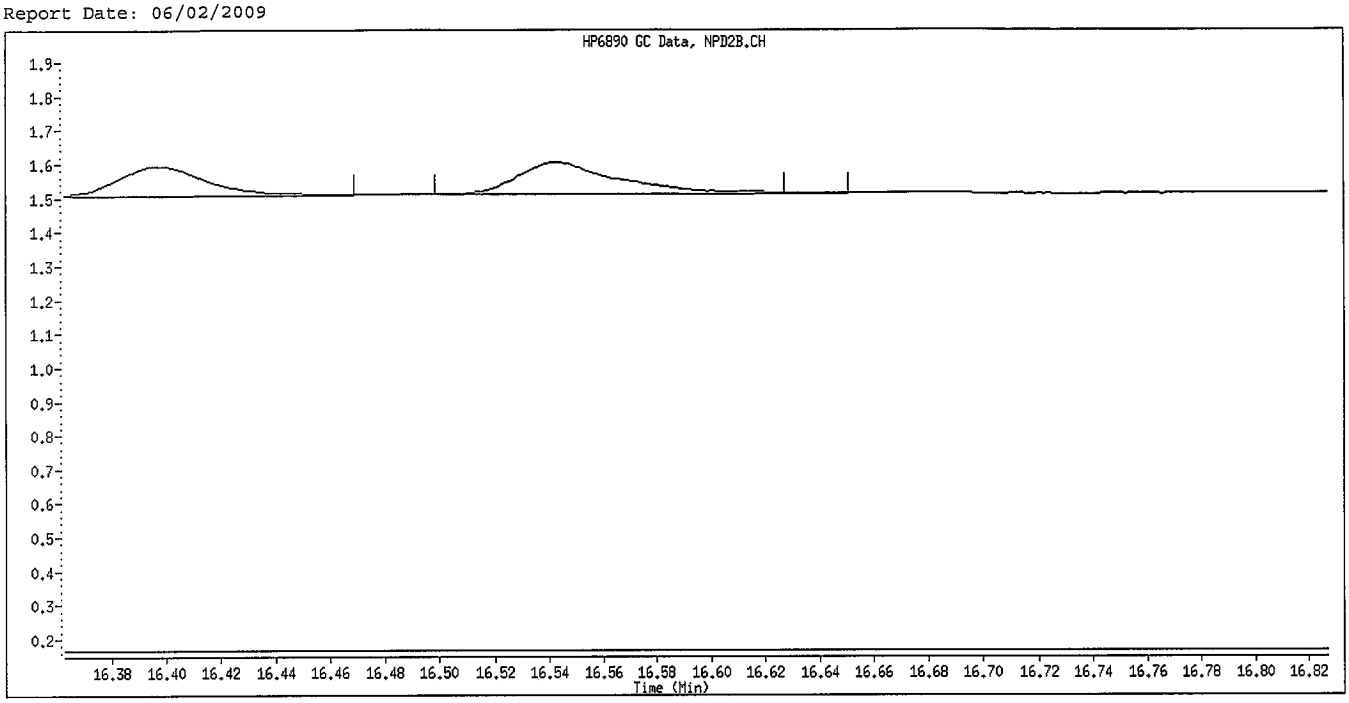

Original Integration

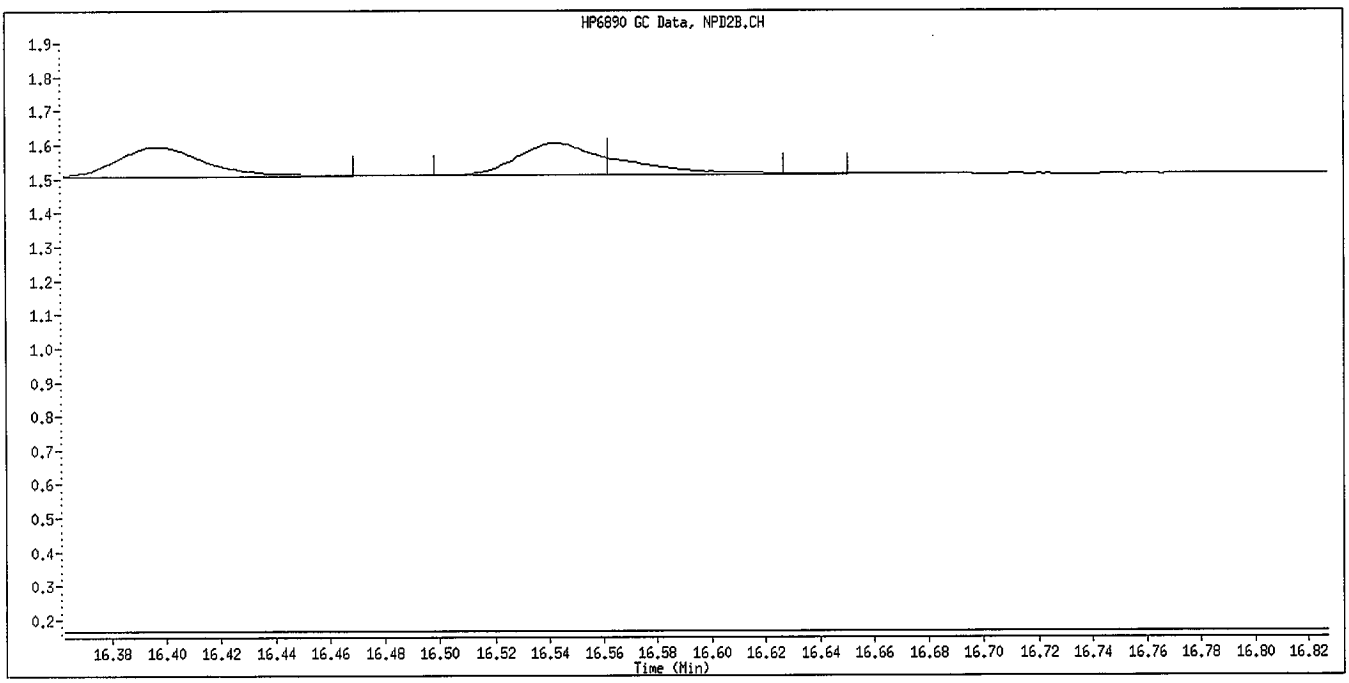

Manual Integration

Manually Integrated By: williamst
Manual Integration Reason: Baseline Event

6/2/09

TestAmerica

Data file : \\DenSvr03\Public\chem\GCS\GC_D2.i\0601B092.B\009F0901.D
Lab Smp Id: OPP L1 GSV0640 Client Smp ID: OPP L1 GSV0640
Inj Date : 01-JUN-2009 18:27
Operator : MPK/TLW Inst ID: GC_D2.i
Smp Info : OPP L1 GSV0640
Misc Info :
Comment :
Method : \\DenSvr03\Public\chem\GCS\GC_D2.i\0601B092.B\8141A-2.m
Meth Date : 02-Jun-2009 14:53 GC_D2.i Quant Type: ISTD
Cal Date : 01-JUN-2009 18:00 Cal File: 008F0801.D
Als bottle: 9 Calibration Sample, Level: 1
Dil Factor: 1.00000
Integrator: Falcon Compound Sublist: 8141A.sub
Target Version: 4.14
Processing Host: DENPC075

	Compounds	RT	EXP RT	REL RT	RESPONSE	AMOUNTS CAL-AMT (ug/mL)	AMOUNTS ON-COL (ug/mL)
	1 o,o,o-TEPT	4.777	4.779	(0.253)	13374	0.20000	0.1749
	2 Dichlorvos	6.592	6.592	(0.350)	12774	0.20000	0.2502
$	3 Chlormefos	7.430	7.430	(0.394)	10705	0.20000	0.2263
	4 Mevinphos	9.292	9.287	(0.493)	4828	0.20000	0.2341
	5 Demeton-O	9.783	9.787	(0.519)	1593	0.06500	0.06324
	6 Thionazin	10.043	10.037	(0.533)	11104	0.20000	0.2202
	7 Ethoprop	10.558	10.554	(0.560)	7769	0.20000	0.2369
	8 Phorate	10.595	10.592	(0.562)	12863	0.20000	0.2389
	9 Naled	Compound Not Detected.					
	10 Sulfotepp	11.072	11.072	(0.588)	16395	0.20000	0.2198(A)
*	11 Tributylphosphate	11.175	11.169	(1.000)	77816	2.00000	
	12 Simazine	11.473	11.462	(0.609)	341	0.20000	0.2965(A)
	13 Diazinon	11.605	11.597	(0.616)	8796	0.20000	0.2201
	14 Atrazine	11.665	11.645	(0.619)	6248	0.20000	0.2459(AM)
	15 Propazine	11.822	11.809	(0.627)	3875	0.20000	0.2436(M)
	16 Disulfoton	12.118	12.109	(0.643)	7854	0.20000	0.2291
	17 Demeton-S	12.195	12.187	(0.647)	6144	0.13600	0.1697(M)
	18 Dimethoate	13.400	13.352	(0.711)	4972	0.20000	0.2138(M)
	19 Ronnel	13.668	13.654	(0.725)	5501	0.20000	0.2323(M)
	20 Merphos-A (Merphos)	13.772	13.757	(1.232)	7834	0.20000	0.2240(AM)
	21 Chlorpyrifos	14.497	14.480	(0.769)	6253	0.20000	0.2322(M)
	22 Fenthion	14.758	14.734	(0.783)	3998	0.20000	0.2570(M)
	23 Trichloronate	14.788	14.782	(0.785)	10630	0.20000	0.2397(M)
	24 Anilazine	15.238	15.295	(0.809)	381	0.20000	0.8937
	25 Methyl Parathion	15.590	15.582	(0.827)	6047	0.20000	0.2493(M)
	26 Malathion	15.787	15.779	(0.838)	8226	0.20000	0.2443
	27 Tokuthion	16.402	16.392	(0.870)	9182	0.20000	0.2190
	28 Parathion	16.545	16.537	(0.878)	9492	0.20000	0.2288(M)
	29 Merphos-B (Merphos Oxone)	16.572	16.559	(1.483)	3408	0.20000	0.01738(AM)
	30 Tetrachlorvinphos (stirophos)	17.020	17.015	(0.903)	3906	0.20000	0.2532
	31 Carbophenothion methyl	17.135	17.122	(0.909)	4720	0.20000	0.2326
	32 Bolstar	17.483	17.477	(0.928)	9593	0.20000	0.2150
	33 Carbophenothion	17.567	17.560	(0.932)	7942	0.20000	0.2208(A)

		Compounds	RT	EXP RT	REL RT	RESPONSE	AMOUNTS CAL-AMT (ug/mL)	AMOUNTS ON-COL (ug/mL)
$	34	Triphenyl phosphate	18.317	18.312	(0.972)	4832	0.20000	0.1996
	35	Fensulfothion	18.602	18.590	(0.987)	4587	0.20000	0.2168
*	36	TOCP	18.845	18.844	(1.000)	50991	2.00000	
	37	Phosmet / EPN	18.943	18.940	(1.005)	8786	0.40000	0.4234
	38	Famphur	19.040	19.039	(1.010)	4031	0.20000	0.2228
	39	Azinphos-methyl	19.188	19.179	(1.018)	3075	0.20000	0.1248
	40	Azinphos-ethyl	19.407	19.400	(1.030)	8968	0.20000	0.2003
	41	Coumaphos	20.408	20.397	(1.083)	3039	0.20000	0.2187(M)
S	42	Merphos				11242	0.20000	0.2347
M	43	Total Demeton				7737	0.20000	0.2330

QC Flag Legend

A - Target compound detected but, quantitated amount exceeded maximum amount.
M - Compound response manually integrated.

TestAmerica

INTERNAL STANDARD COMPOUNDS
AREA AND RT SUMMARY

Instrument ID: GC_D2.i
Lab File ID: 009F0901.D
Lab Smp Id: OPP L1 GSV0640
Analysis Type: SV
Quant Type: ISTD
Operator: MPK/TLW
Method File: \\DenSvr03\Public\chem\GCS\GC_D2.i\0601B092.B\8141A-2.m
Misc Info:

Calibration Date: 01-JUN-2009
Calibration Time: 17:05
Client Smp ID: OPP L1 GSV0640
Level:
Sample Type:

		AREA LIMIT			
COMPOUND	STANDARD	LOWER	UPPER	SAMPLE	%DIFF
11 Tributylphosphate	74736	37368	149472	77816	4.12
36 TOCP	45897	22949	91794	50991	11.10

		RT LIMIT			
COMPOUND	STANDARD	LOWER	UPPER	SAMPLE	%DIFF
11 Tributylphosphate	11.17	10.67	11.67	11.18	0.06
36 TOCP	18.84	18.34	19.34	18.85	0.01

AREA UPPER LIMIT = +100% of internal standard area.
AREA LOWER LIMIT = - 50% of internal standard area.
RT UPPER LIMIT = + 0.50 minutes of internal standard RT.
RT LOWER LIMIT = - 0.50 minutes of internal standard RT.

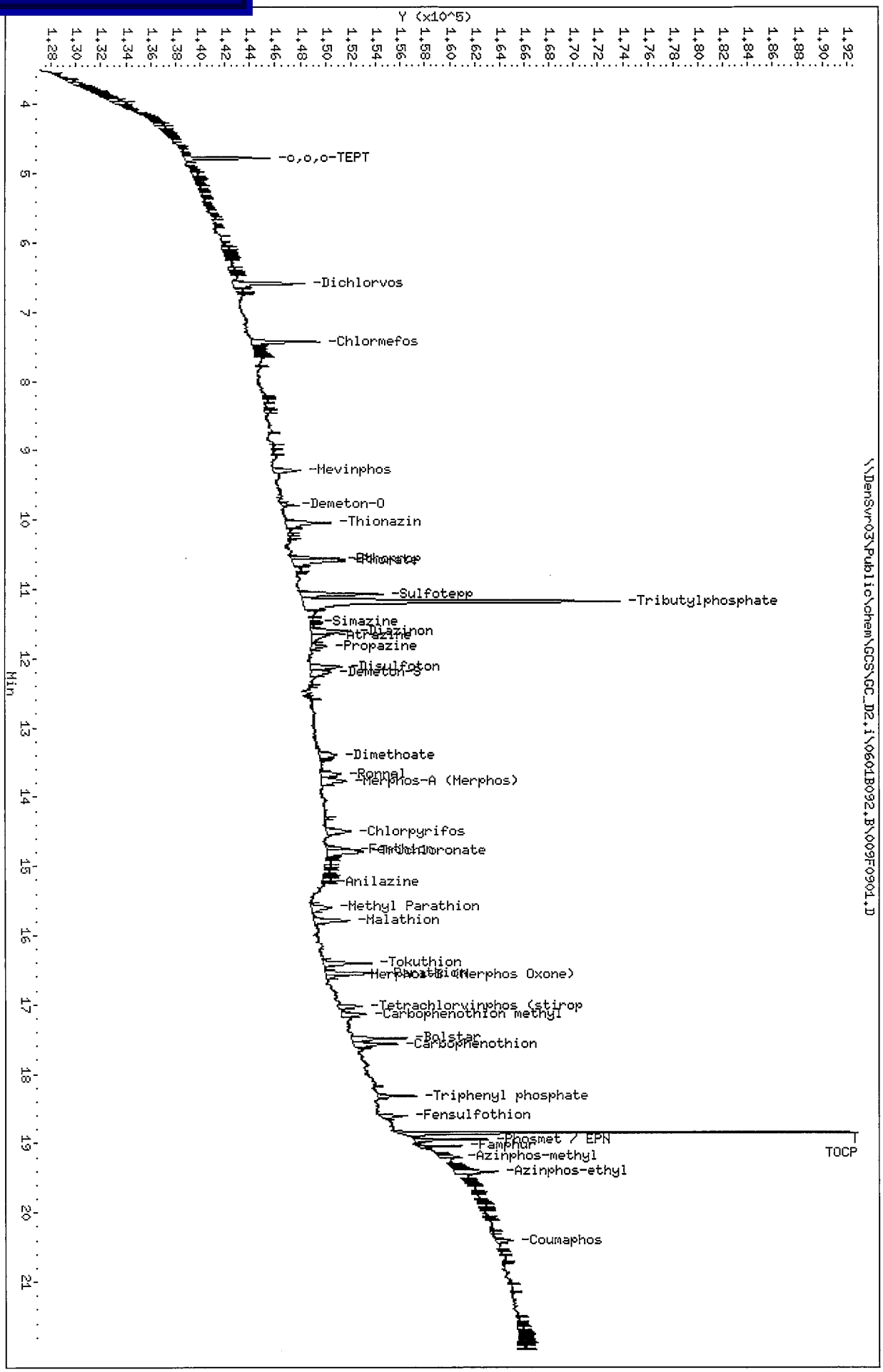

Data File: \\DenSvr03\Public\chem\GCS\GC_D2,i\0601B092,B\009F0901,D
Date : 01-JUN-2009 18:27
Client ID: OPP L1 GSV0640
Sample Info: OPP L1 GSV0640
Column phase: RTx-OPPest

Instrument: GC_D2,i
Operator: MPK/TLW
Column diameter: 0.32

Data File Name: 009F0901.D
Inj. Date and Time: 01-JUN-2009 18:27
Instrument ID: GC_D2.i
Client ID: OPP L1 GSV0640
Compound Name: Atrazine
CAS #:

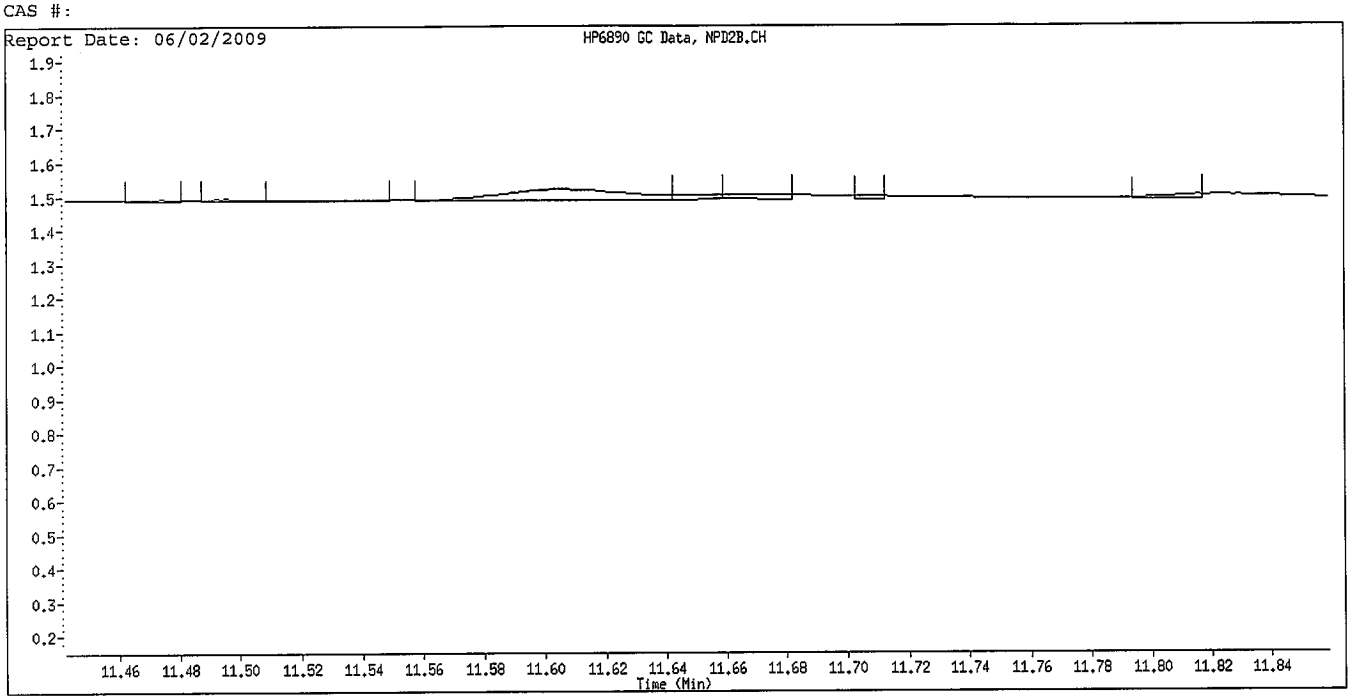

Original Integration

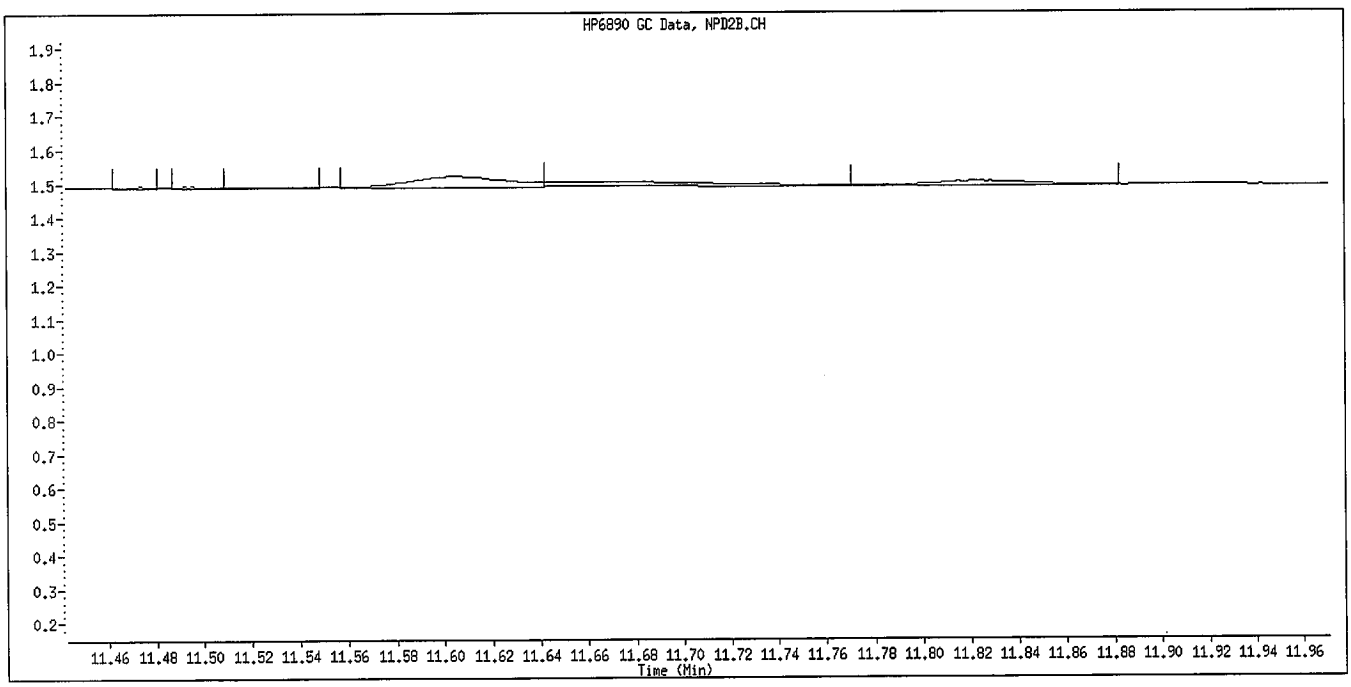

Manual Integration

Manually Integrated By: williamst
Manual Integration Reason: Baseline Event

6/2/09

Inj. Date and Time: 01-JUN-2009 18:27
Instrument ID: GC_D2.i
Client ID: OPP L1 GSV0640
Compound Name: Propazine
CAS #:
Report Date: 06/02/2009

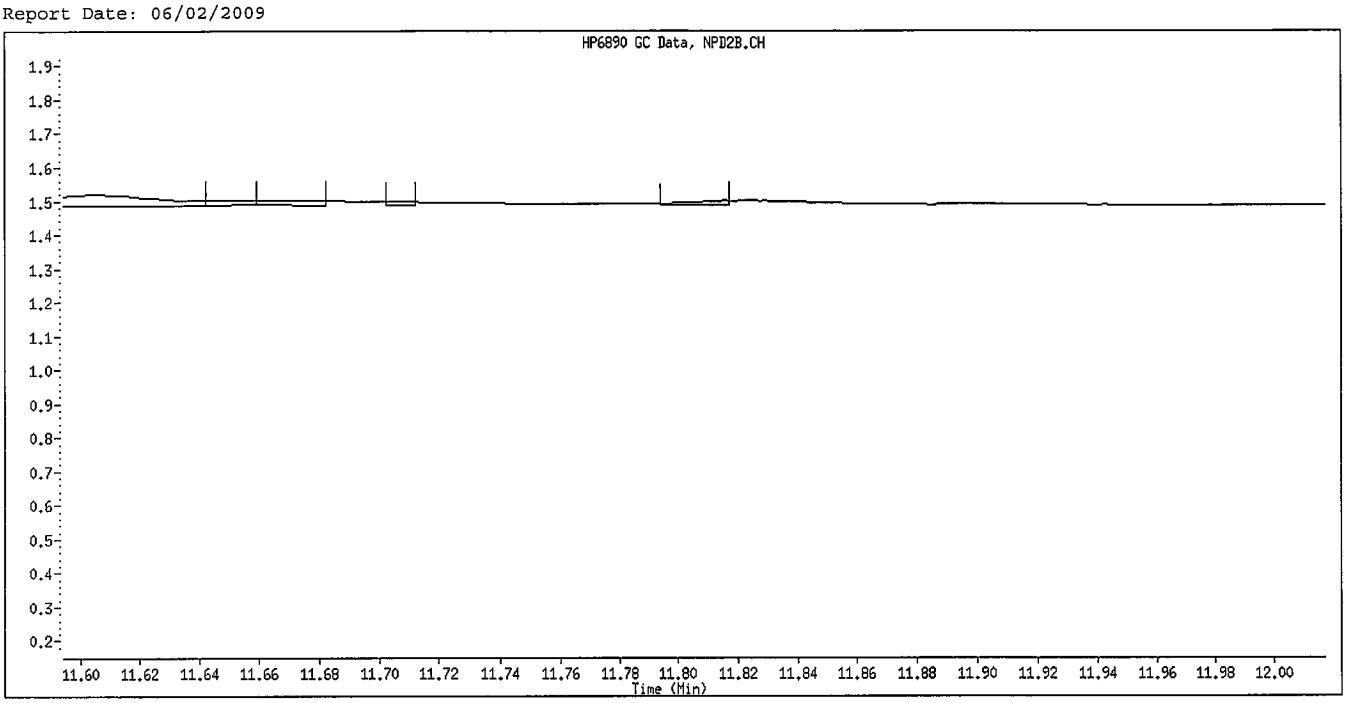

Original Integration

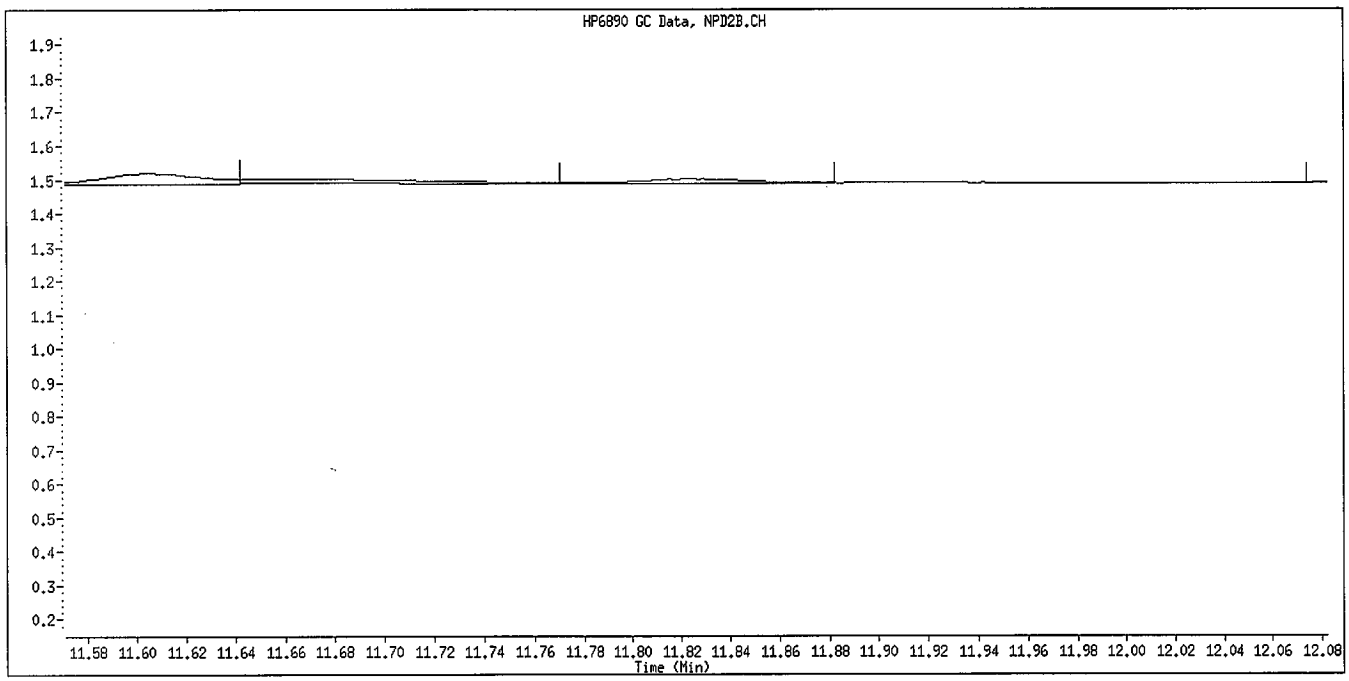

Manual Integration

Manually Integrated By: williamst
Manual Integration Reason: Baseline Event

6/2/09

Inj. Date and Time: 01-JUN-2009 18:27
Instrument ID: GC_D2.i
Client ID: OPP L1 GSV0640
Compound Name: Demeton-S
CAS #: 126-75-0
Report Date: 06/02/2009

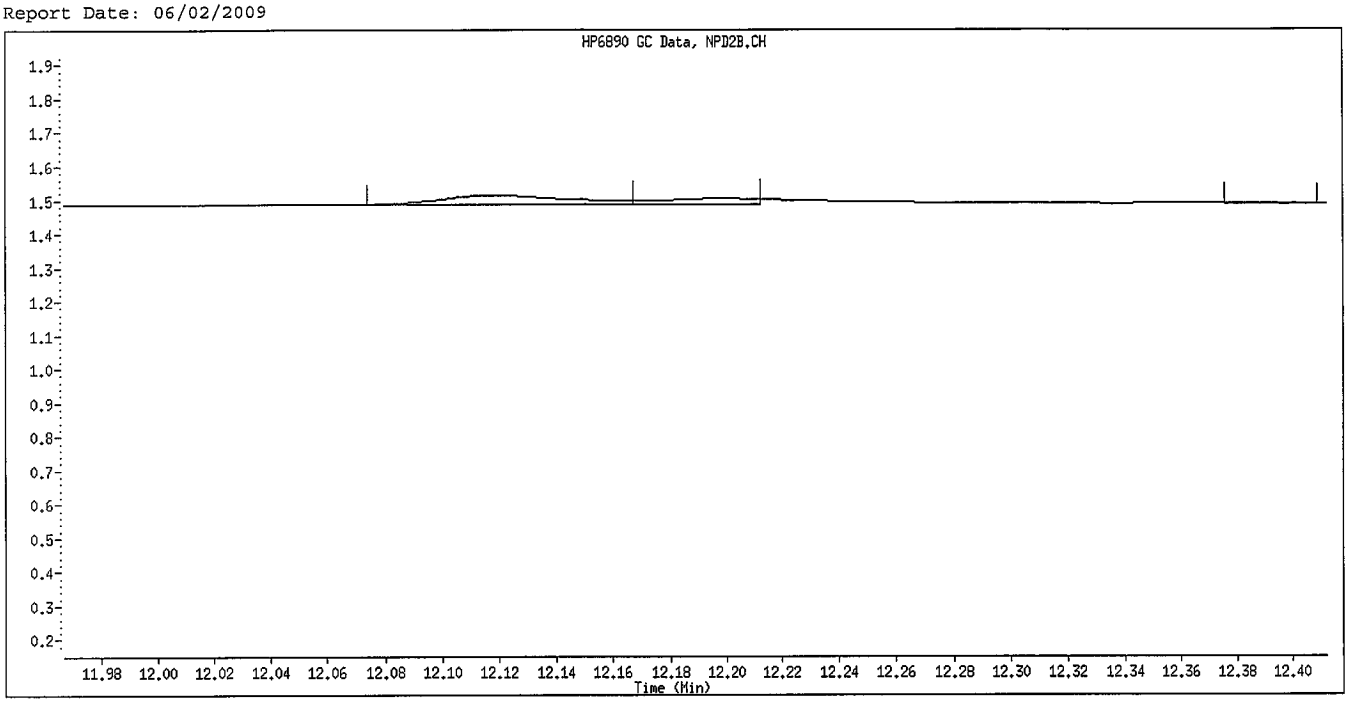

Original Integration

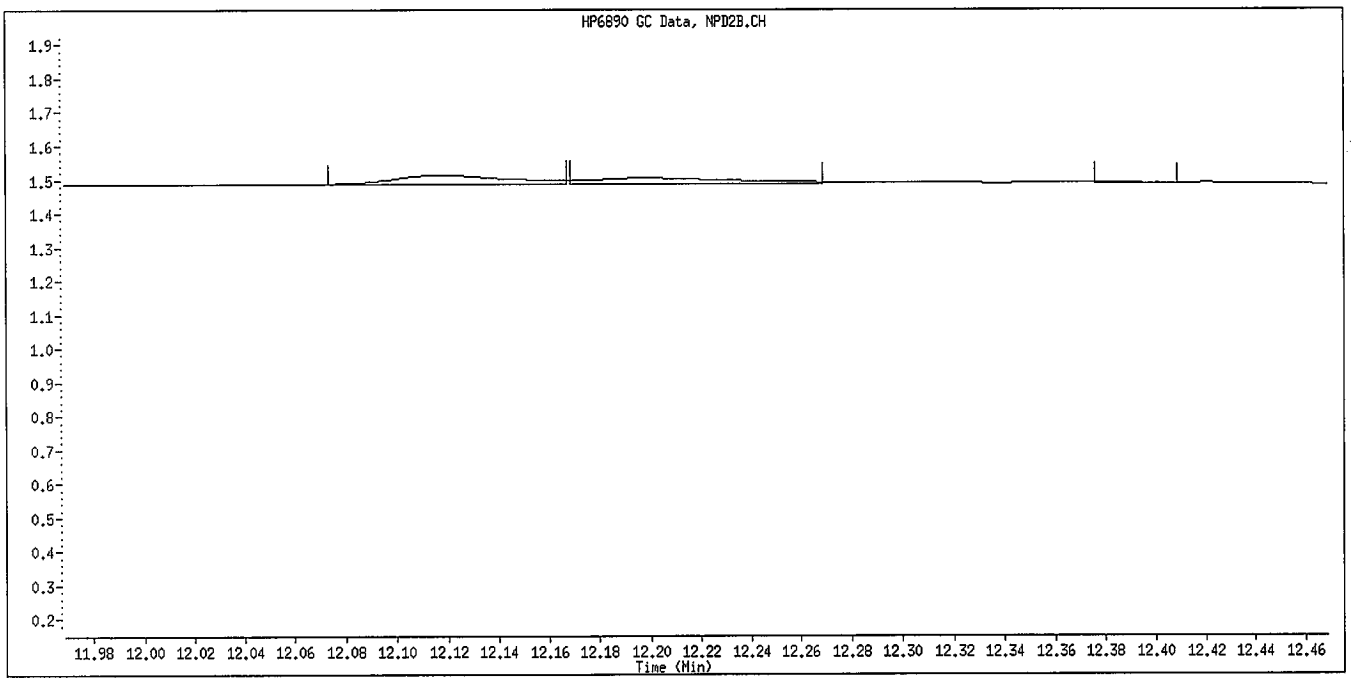

Manual Integration

Manually Integrated By: williamst
Manual Integration Reason: Baseline Event

6/2/09

Inj. Date and Time: 01-JUN-2009 18:27
Instrument ID: GC_D2.i
Client ID: OPP L1 GSV0640
Compound Name: Dimethoate
CAS #:
Report Date: 06/02/2009

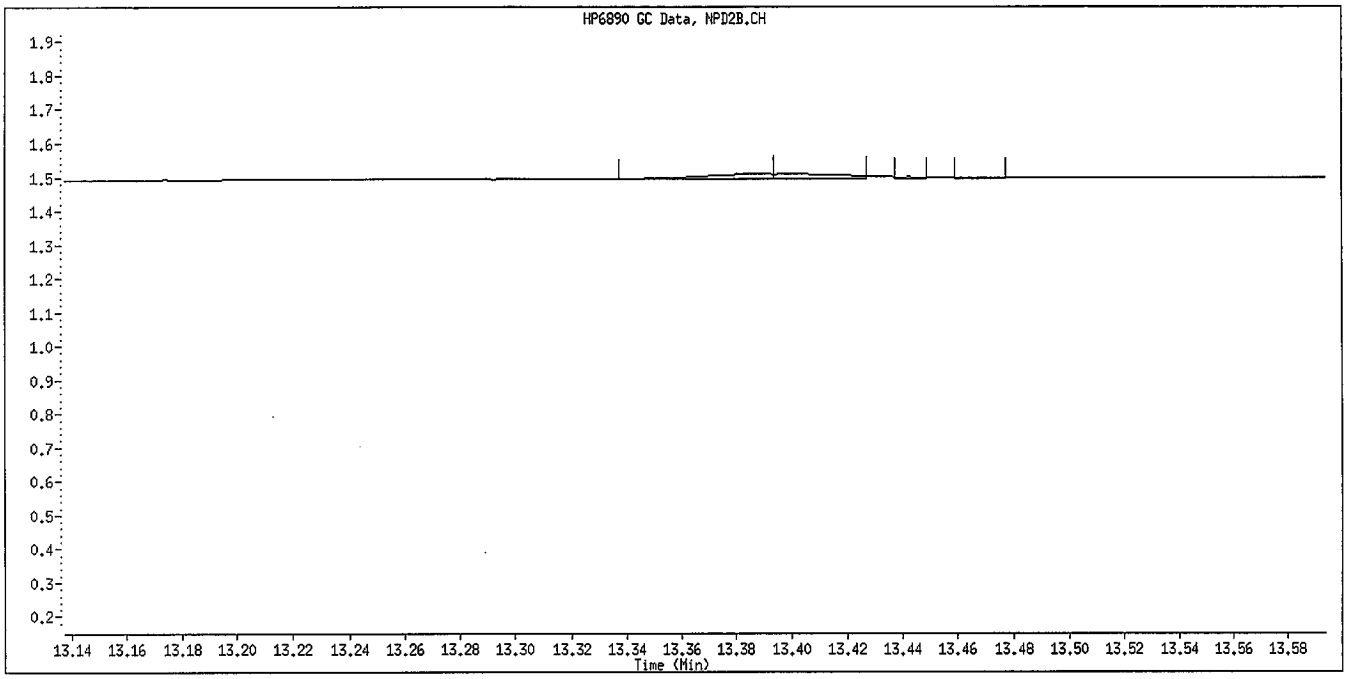

Original Integration

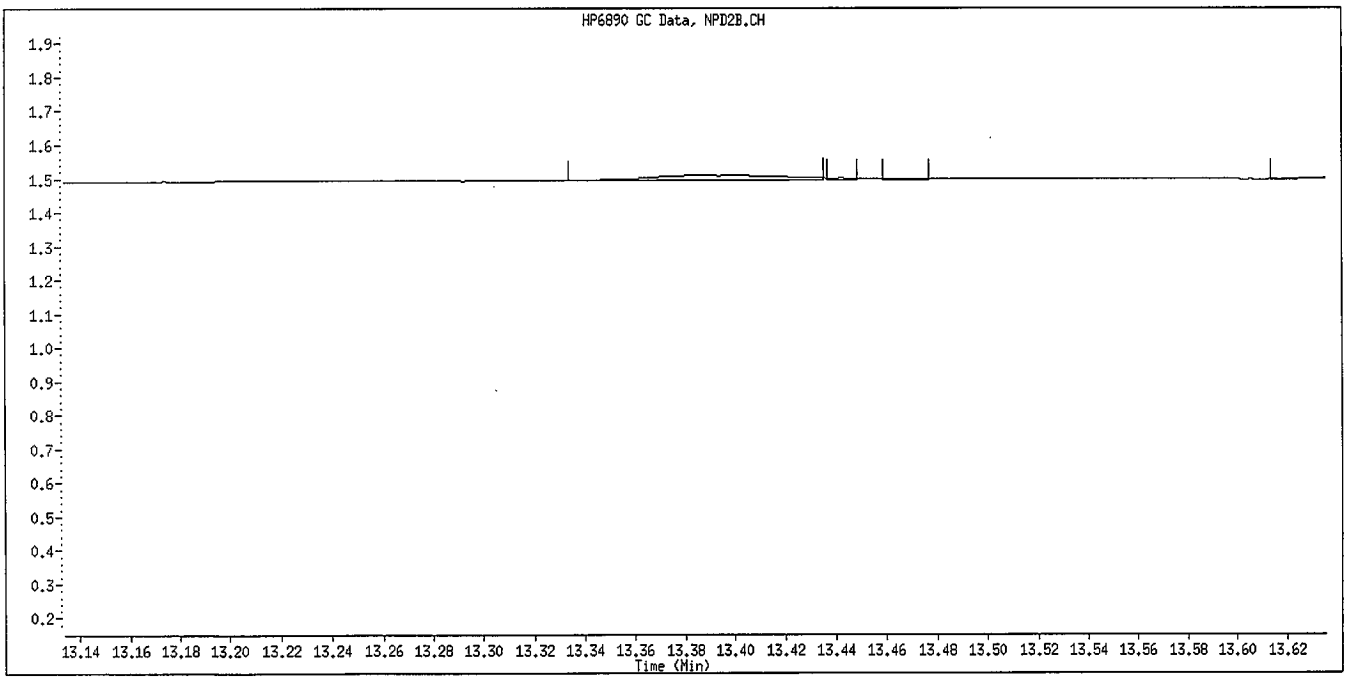

Manual Integration

Manually Integrated By: williamst
Manual Integration Reason: Baseline Event

gk 6/2/09

Inj. Date and Time: 01-JUN-2009 18:27
Instrument ID: GC_D2.i
Client ID: OPP L1 GSV0640
Compound Name: Ronnel
CAS #:
Report Date: 06/02/2009

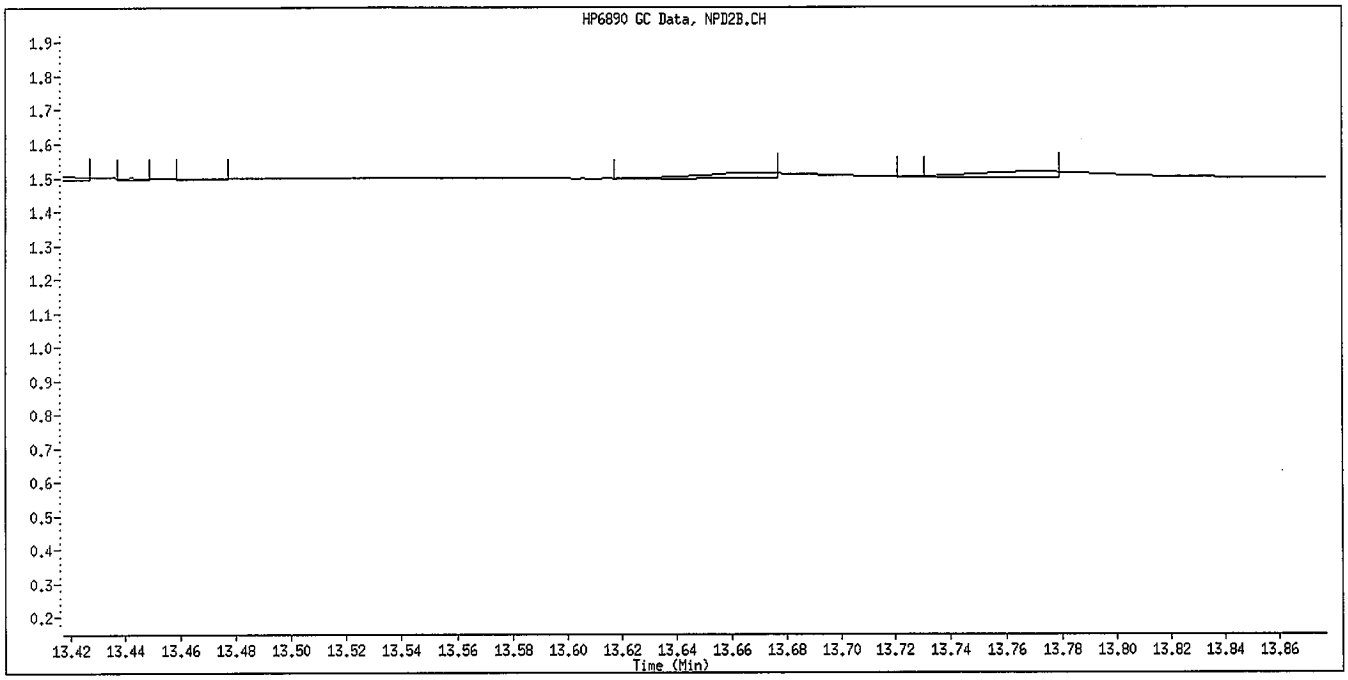

Original Integration

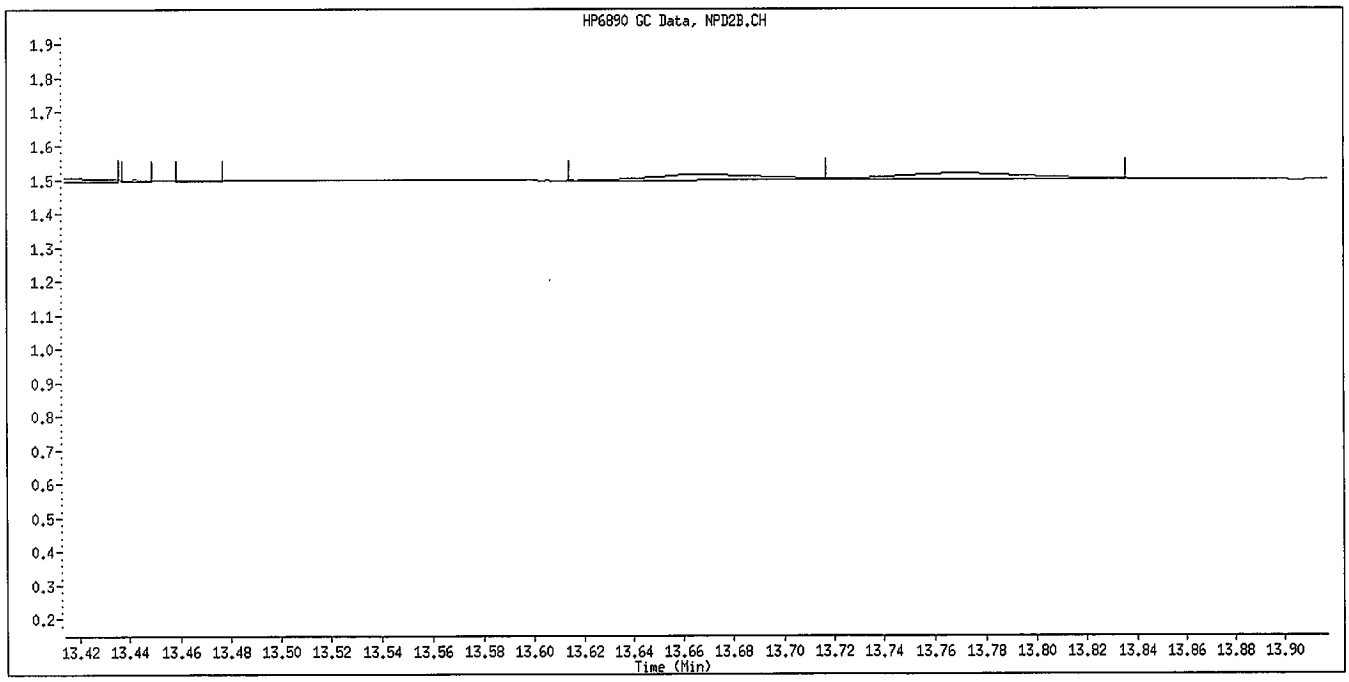

Manual Integration

Manually Integrated By: williamst
Manual Integration Reason: Baseline Event

Inj. Date and Time: 01-JUN-2009 18:27
Instrument ID: GC_D2.i
Client ID: OPP L1 GSV0640
Compound Name: Merphos-A (Merphos)
CAS #:
Report Date: 06/02/2009

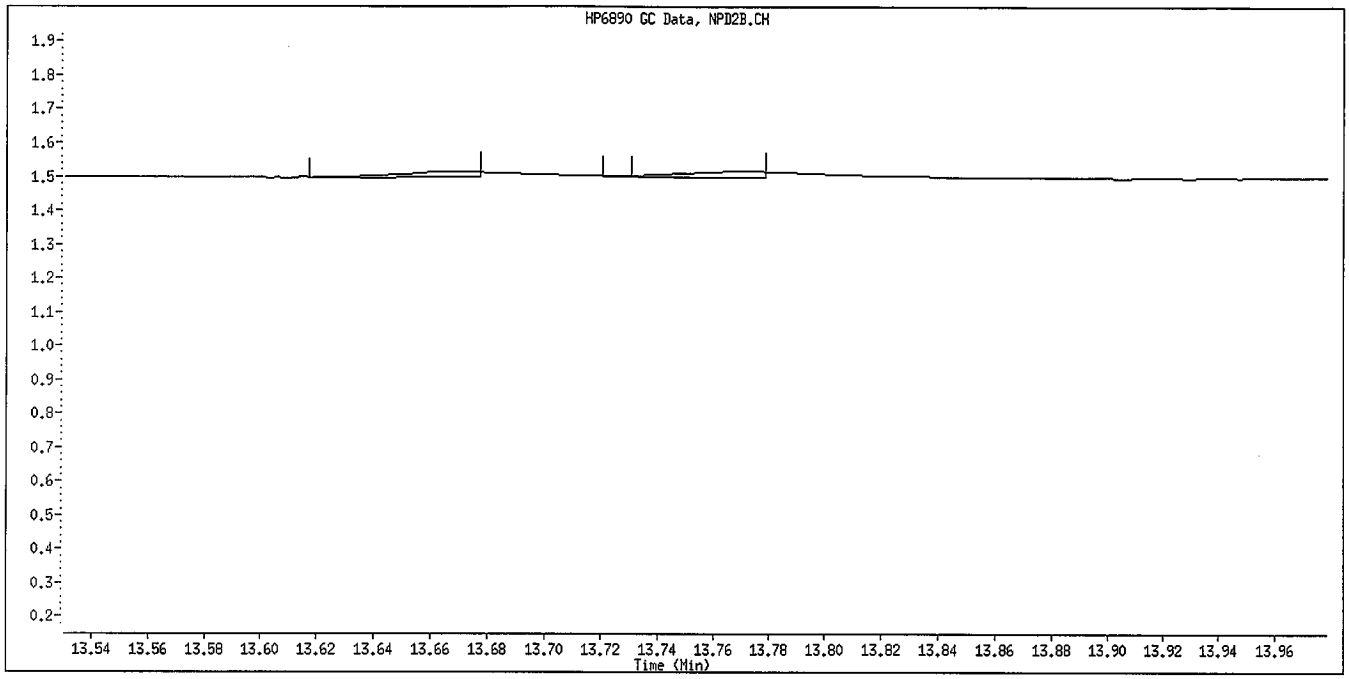

Original Integration

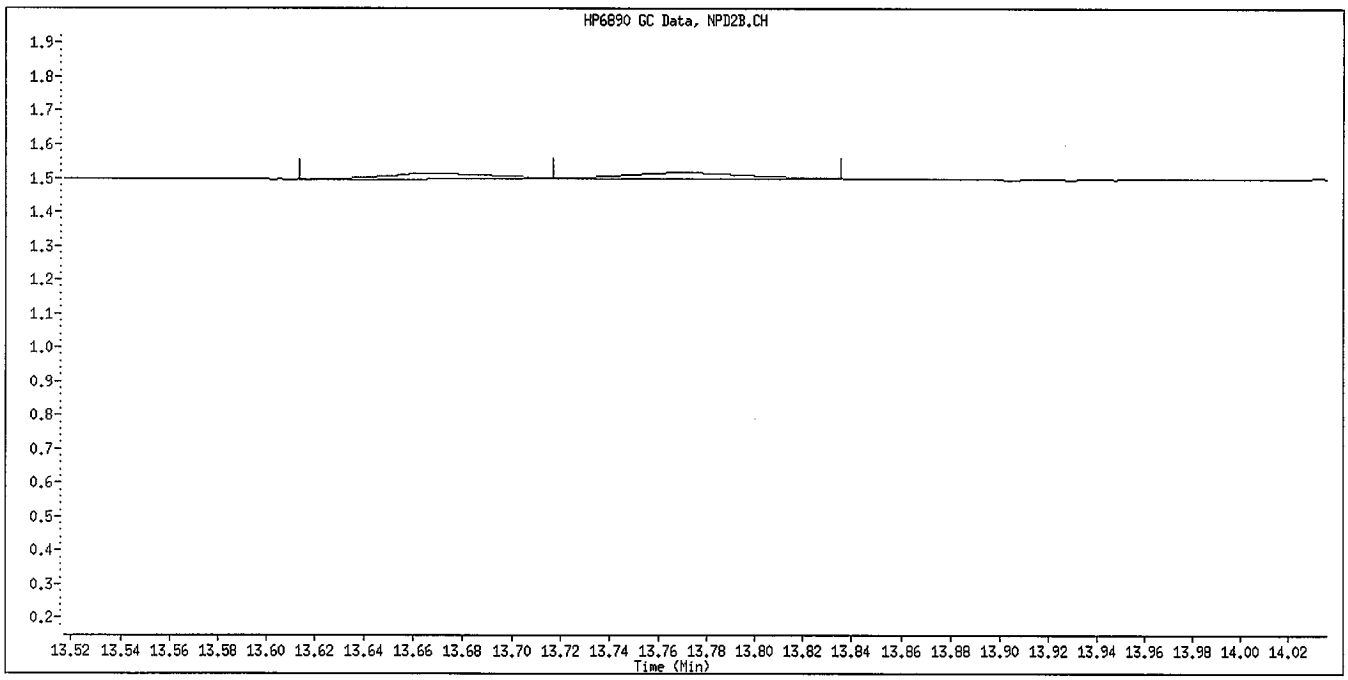

Manual Integration

Manually Integrated By: williamst
Manual Integration Reason: Baseline Event

6/2/09

Inj. Date and Time: 01-JUN-2009 18:27
Instrument ID: GC_D2.i
Client ID: OPP L1 GSV0640
Compound Name: Chlorpyrifos
CAS #:
Report Date: 06/02/2009

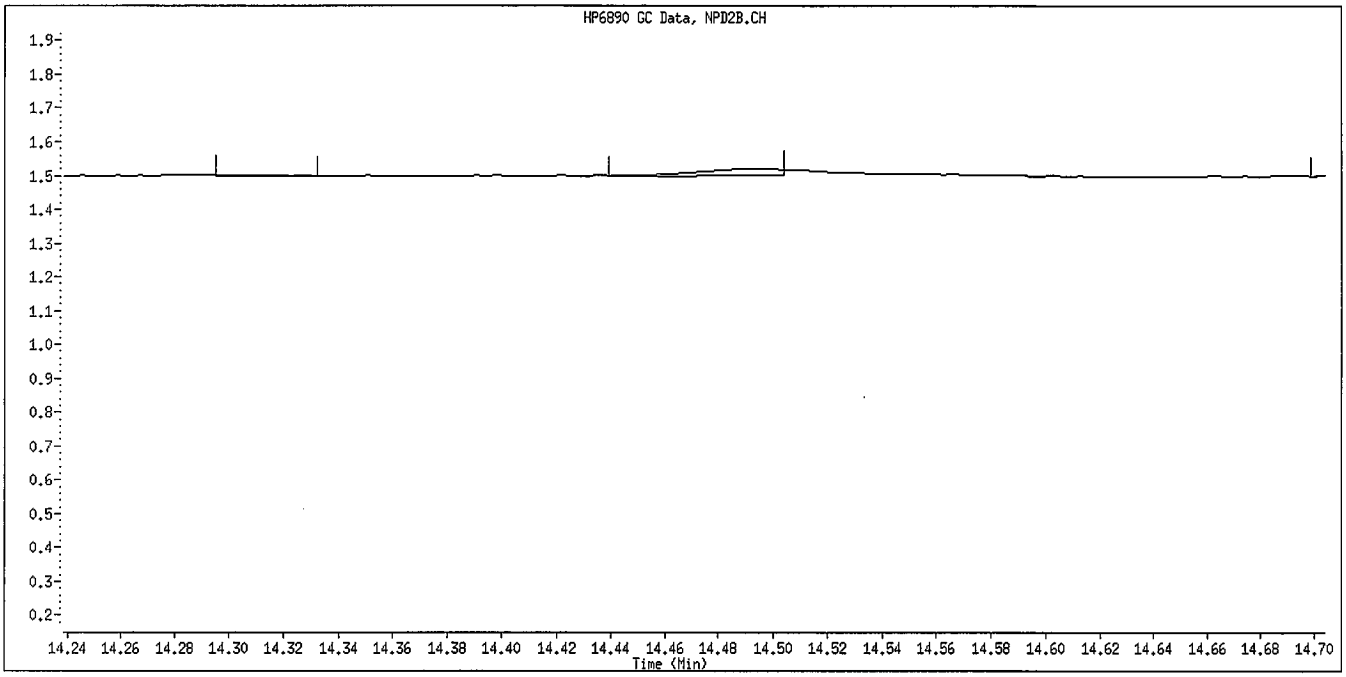

Original Integration

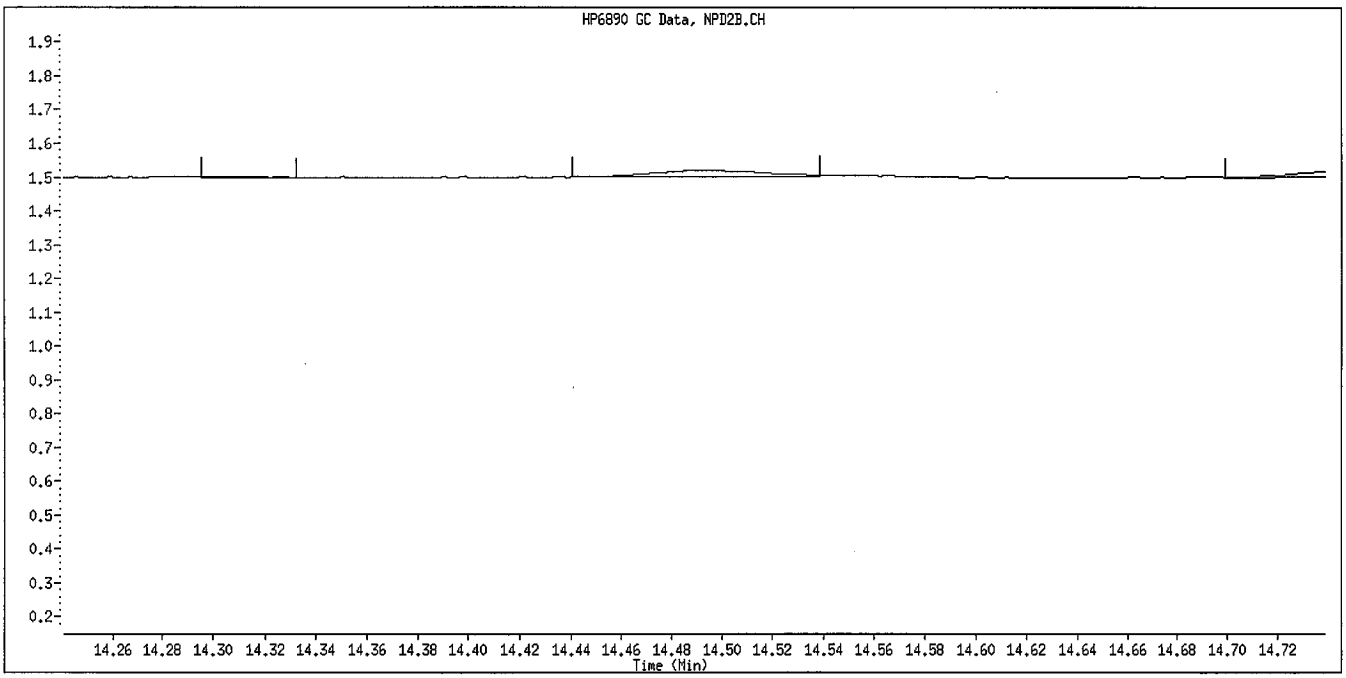

Manual Integration

Manually Integrated By: williamst
Manual Integration Reason: Baseline Event

6/2/09

Inj. Date and Time: 01-JUN-2009 18:27
Instrument ID: GC_D2.i
Client ID: OPP L1 GSV0640
Compound Name: Fenthion
CAS #:
Report Date: 06/02/2009

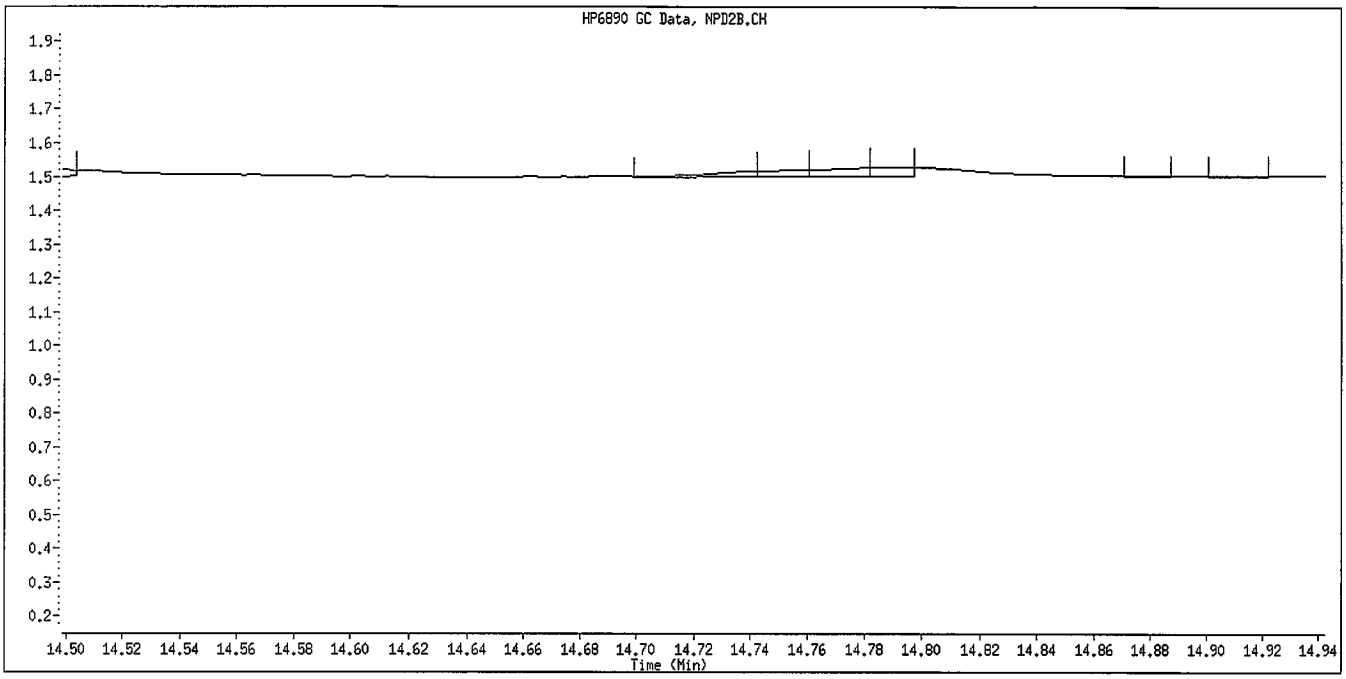

Original Integration

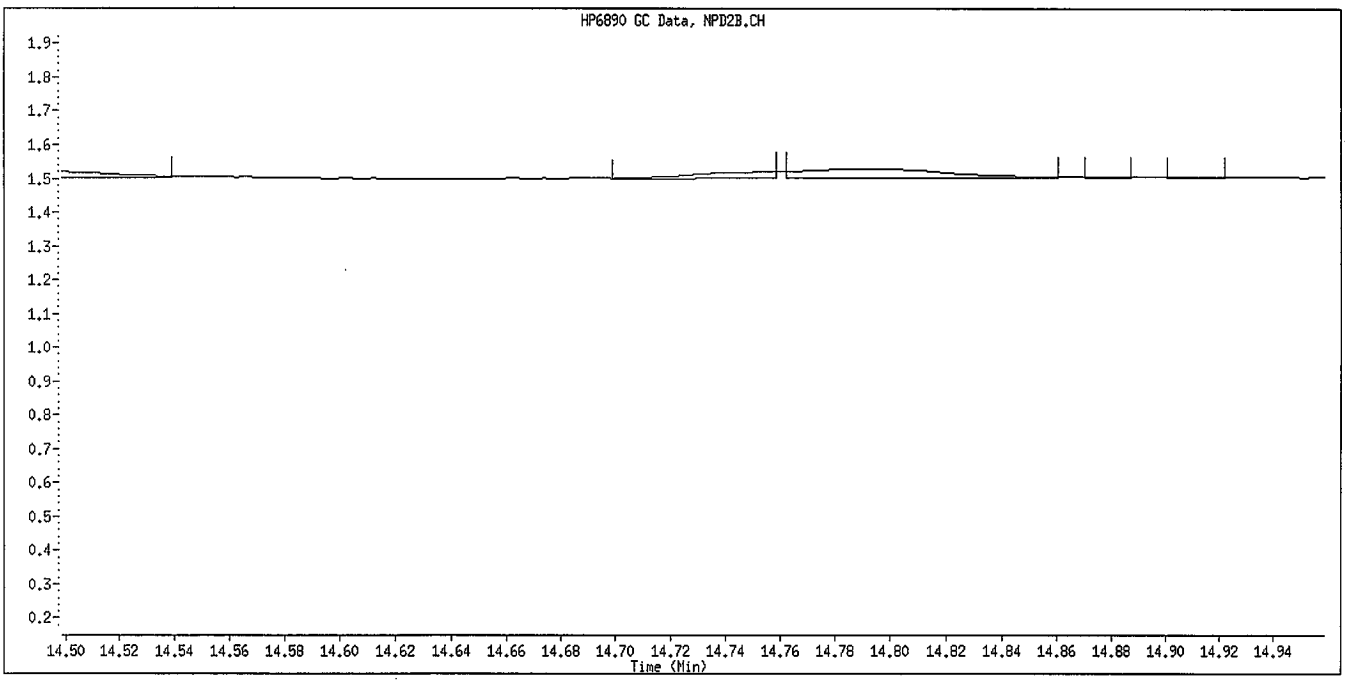

Manual Integration

Manually Integrated By: williamst
Manual Integration Reason: Baseline Event

6/2/09

Inj. Date and Time: 01-JUN-2009 18:27
Instrument ID: GC_D2.i
Client ID: OPP L1 GSV0640
Compound Name: Trichloronate
CAS #:
Report Date: 06/02/2009

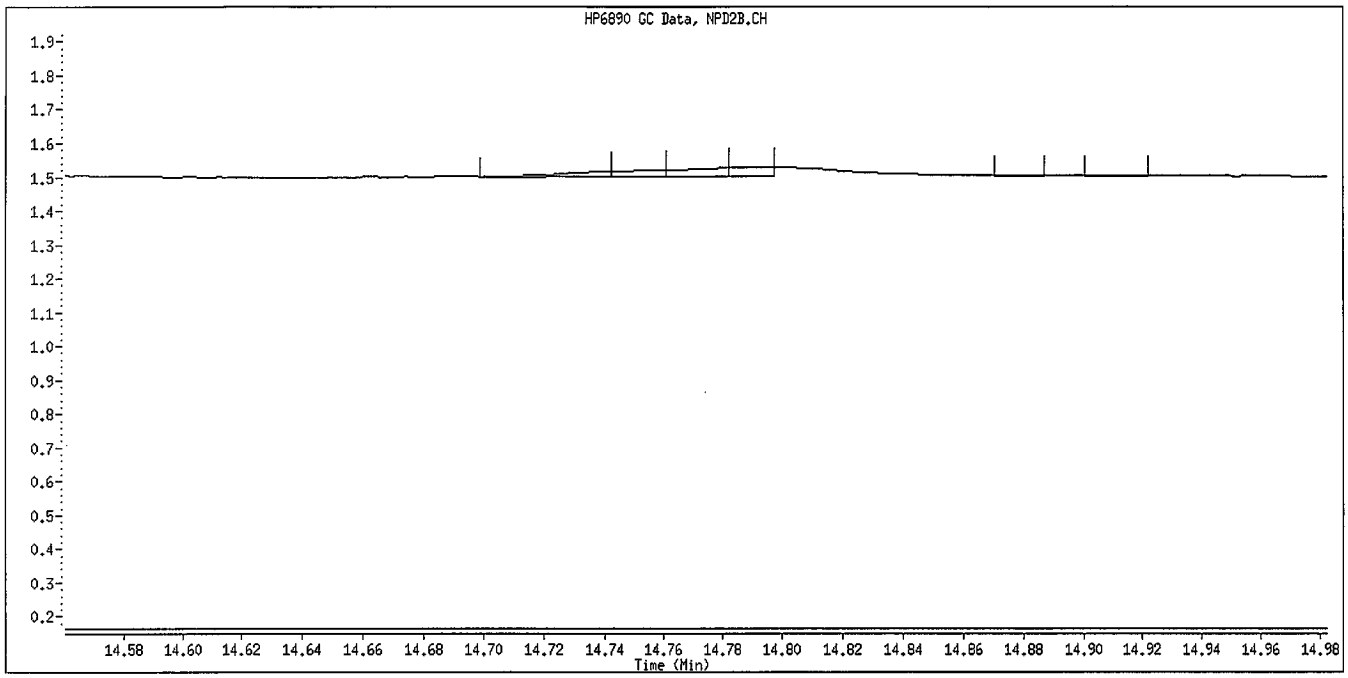

Original Integration

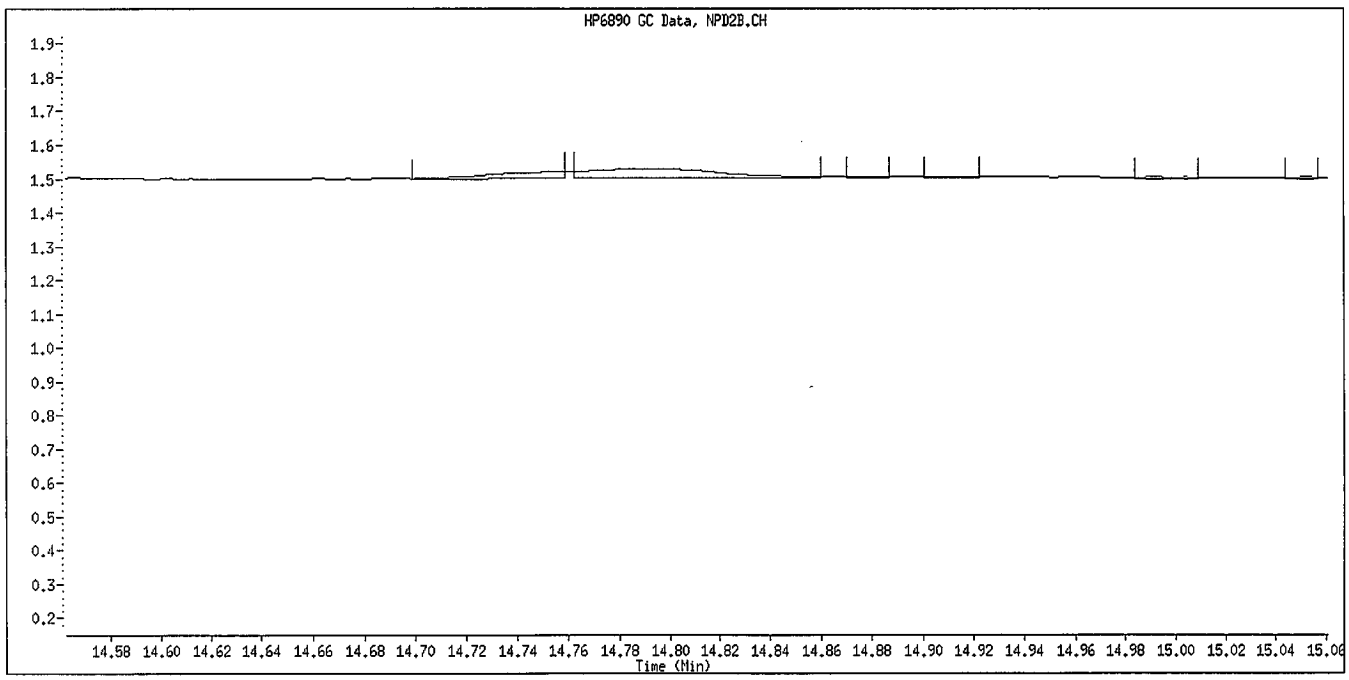

Manual Integration

Manually Integrated By: williamst
Manual Integration Reason: Baseline Event

6/2/09

Inj. Date and Time: 01-JUN-2009 18:27
Instrument ID: GC_D2.i
Client ID: OPP L1 GSV0640
Compound Name: Methyl Parathion
CAS #: 298-00-0
Report Date: 06/02/2009

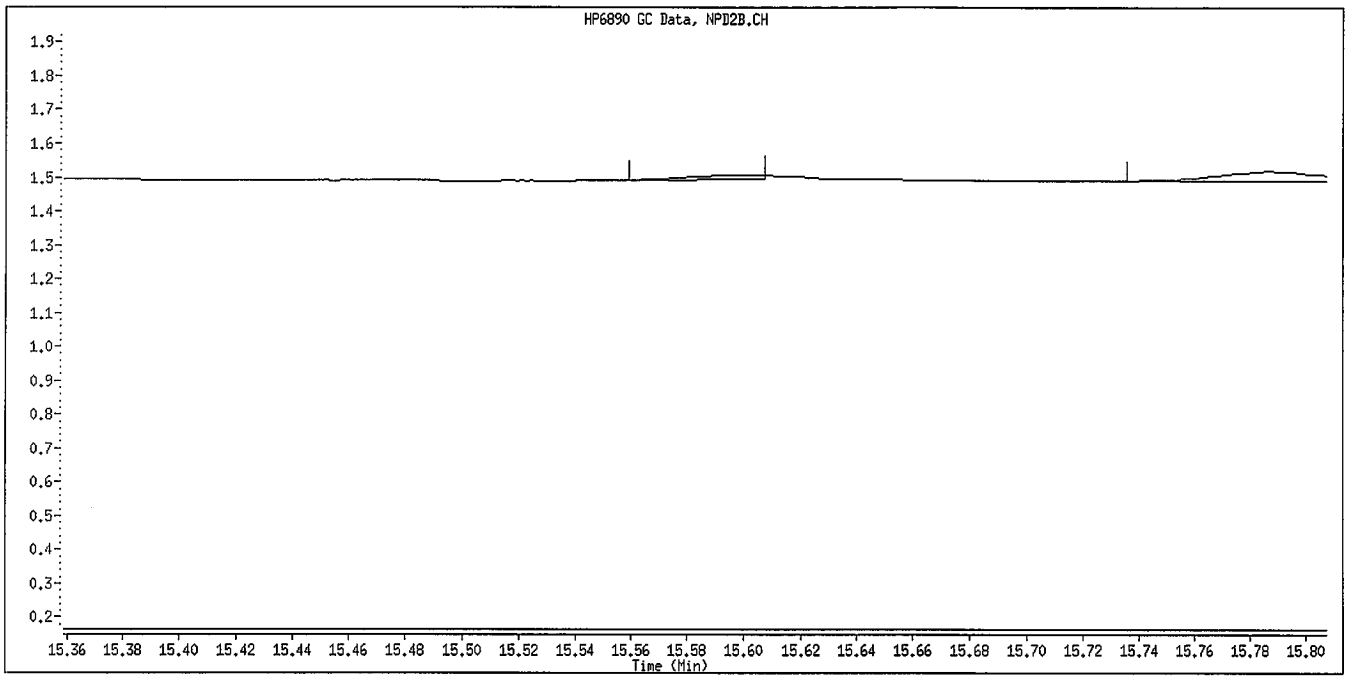

Original Integration

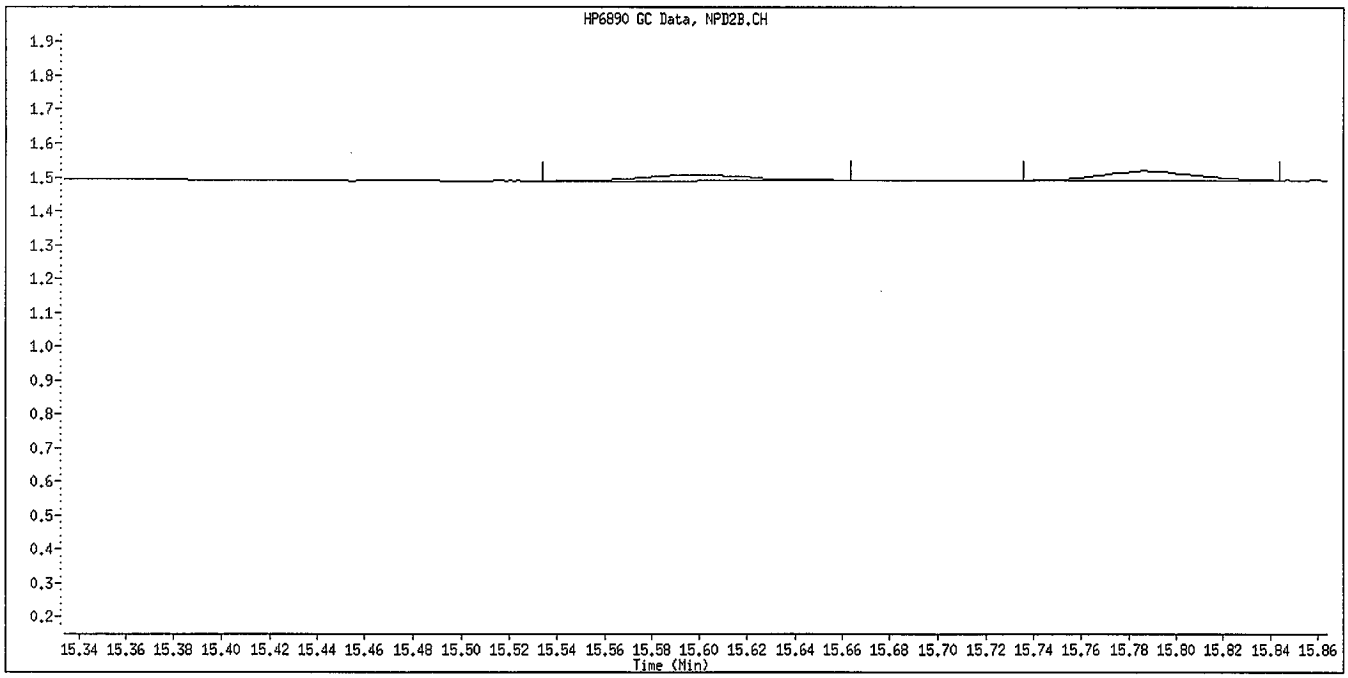

Manual Integration

Manually Integrated By: williamst
Manual Integration Reason: Baseline Event

6/2/09

Inj. Date and Time: 01-JUN-2009 18:27
Instrument ID: GC_D2.i
Client ID: OPP L1 GSV0640
Compound Name: Parathion
CAS #:
Report Date: 06/02/2009

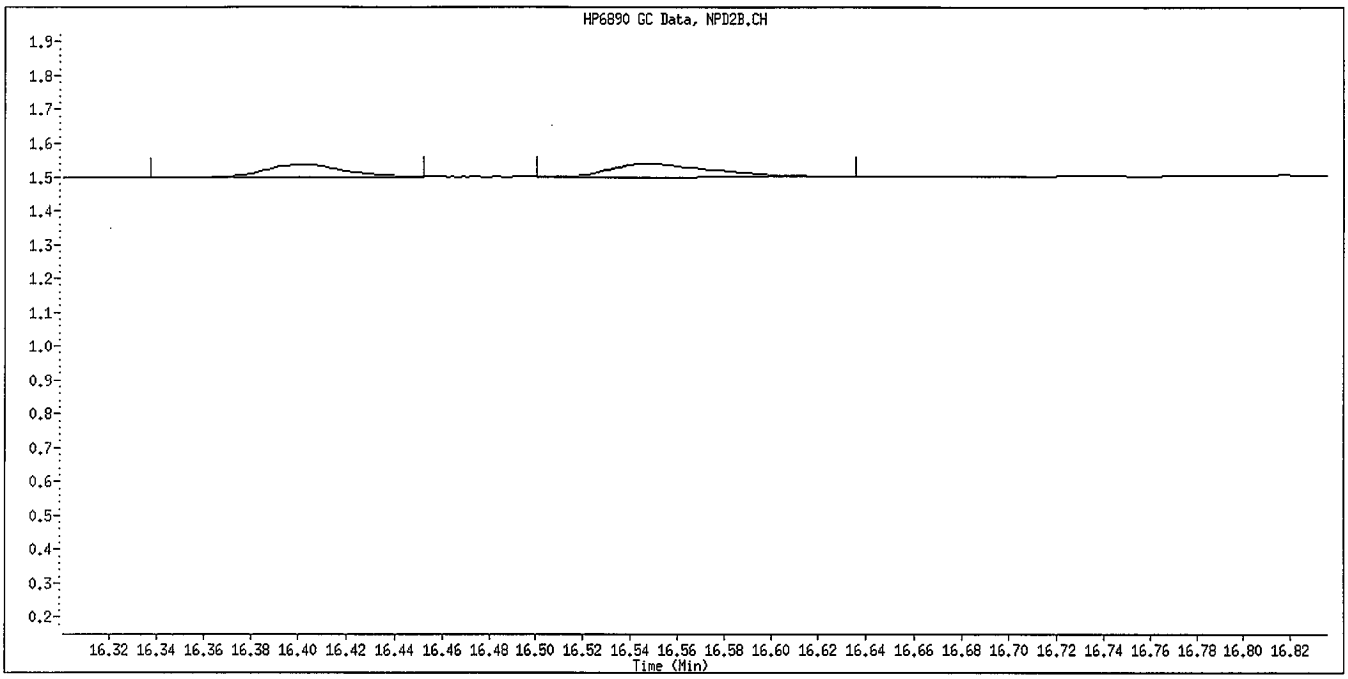

Original Integration

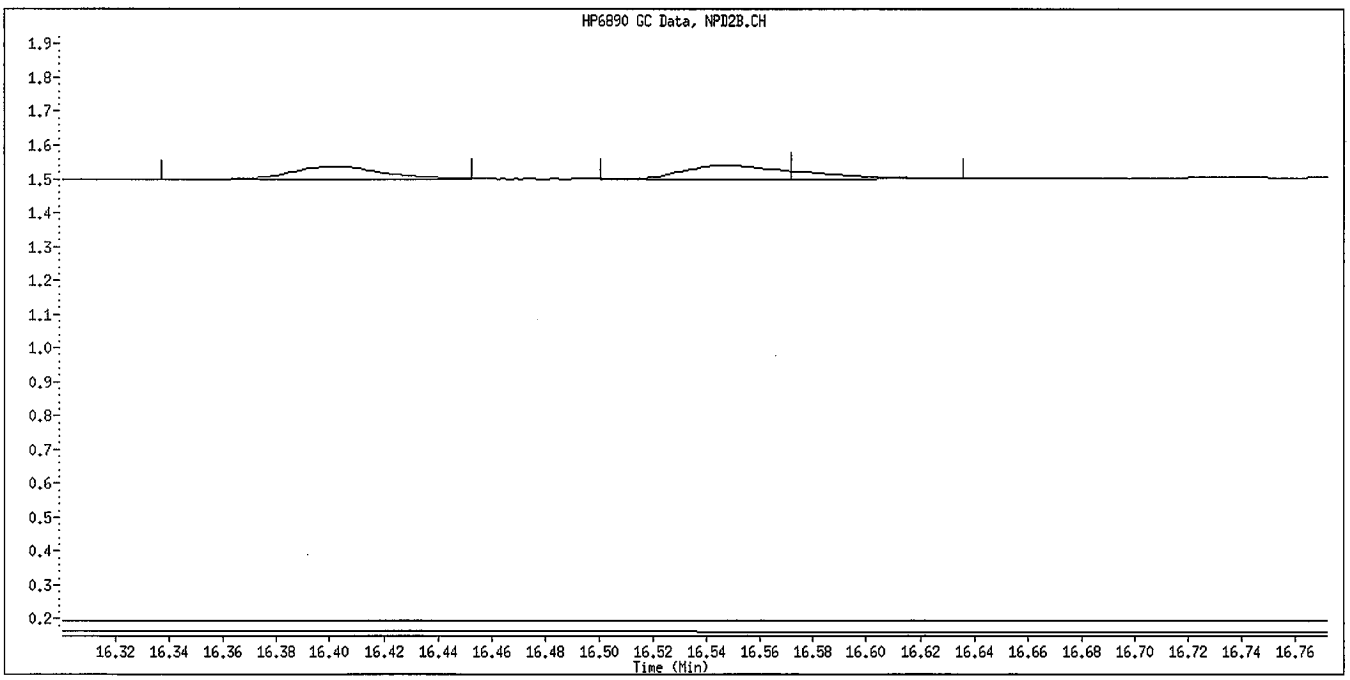

Manual Integration

Manually Integrated By: williamst
Manual Integration Reason: Baseline Event

6/2/09

Inj. Date and Time: 01-JUN-2009 18:27
Instrument ID: GC_D2.i
Client ID: OPP L1 GSV0640
Compound Name: Merphos-B (Merphos Oxone)
CAS #:
Report Date: 06/02/2009

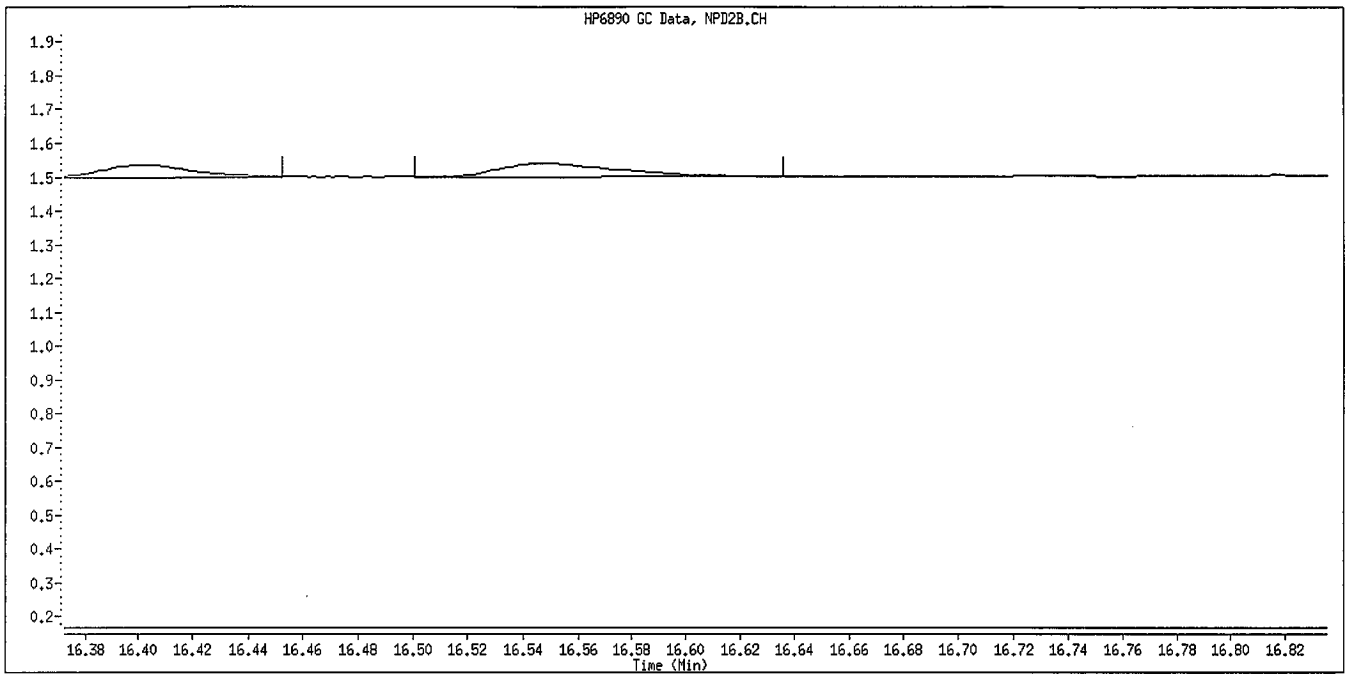

Original Integration

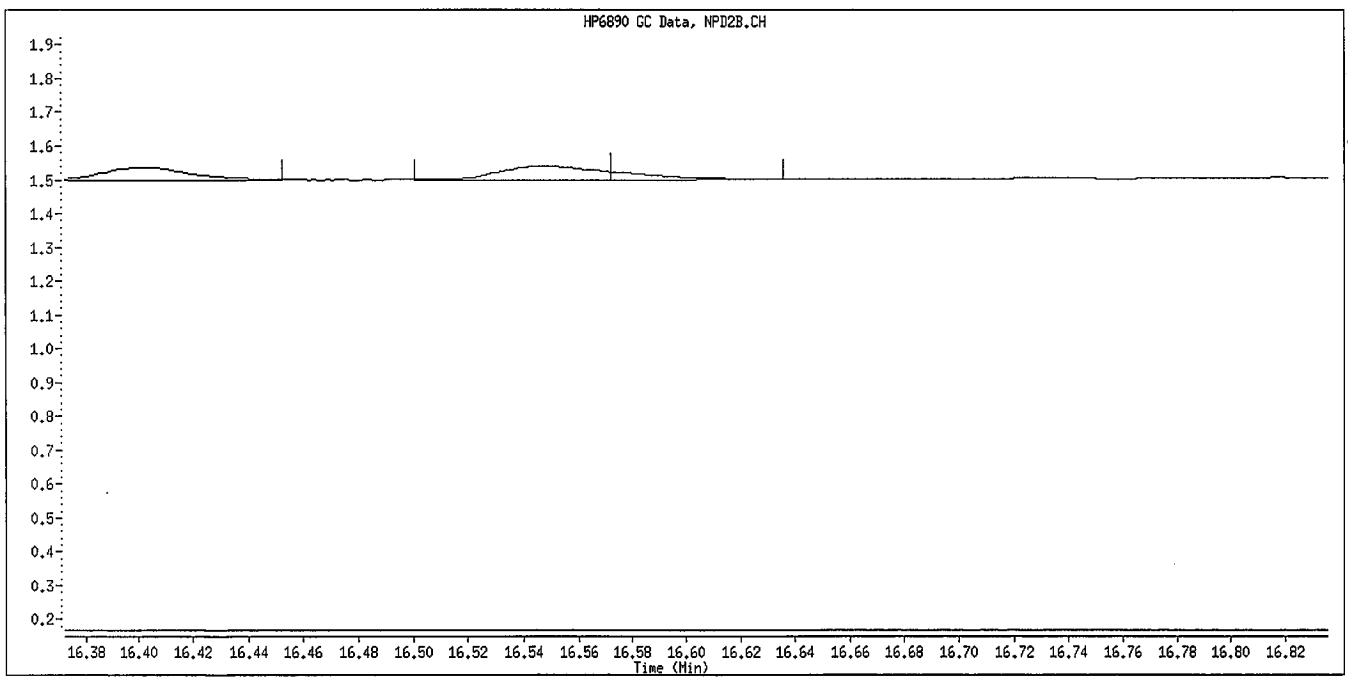

Manual Integration

Manually Integrated By: williamst
Manual Integration Reason: Baseline Event

6/2/09

Inj. Date and Time: 01-JUN-2009 18:27
Instrument ID: GC_D2.i
Client ID: OPP L1 GSV0640
Compound Name: Coumaphos
CAS #:
Report Date: 06/02/2009

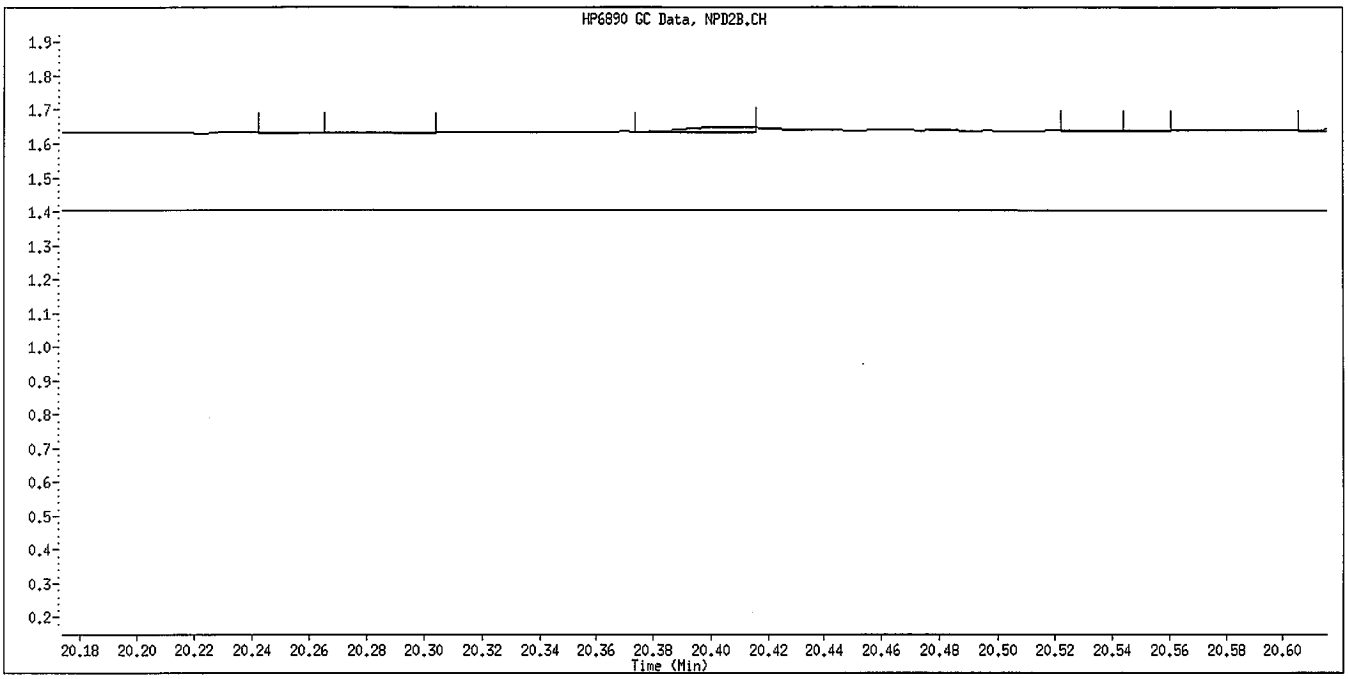

Original Integration

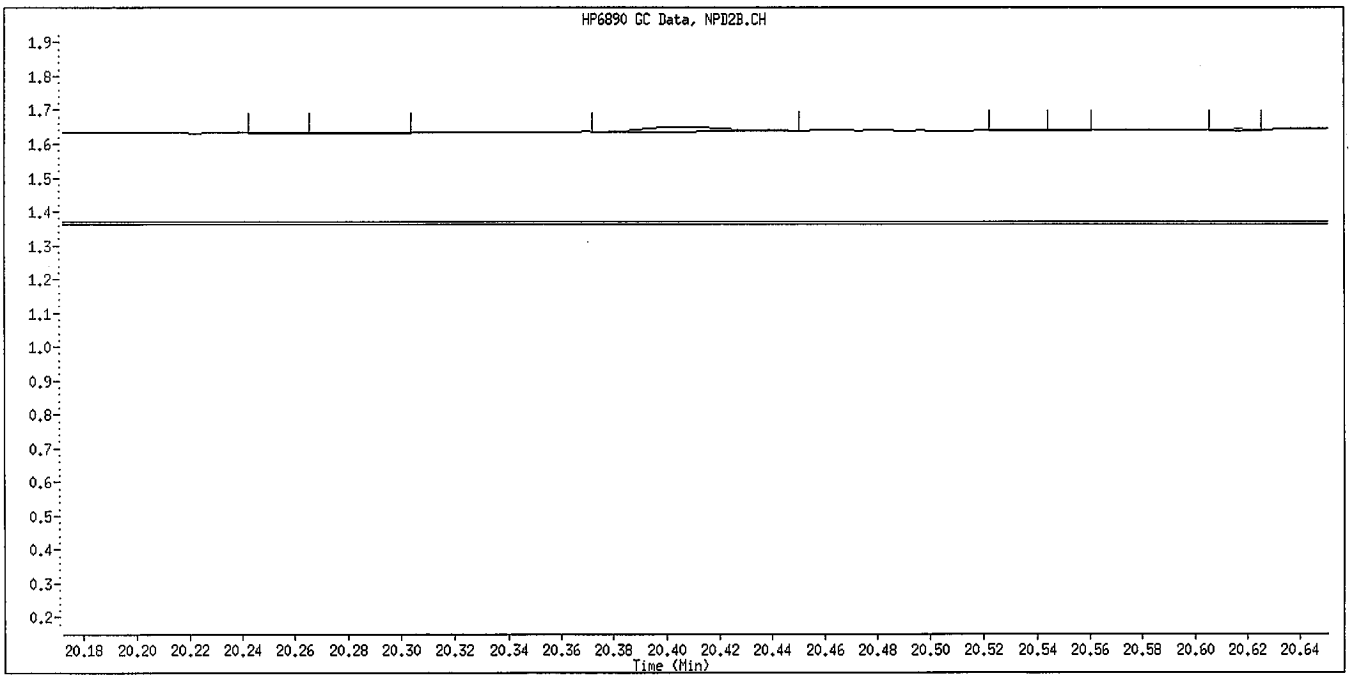

Manual Integration

Manually Integrated By: williamst
Manual Integration Reason: Baseline Event

yle 6/2/09

TestAmerica

Data file : \\DenSvr03\Public\chem\GCS\GC_D2.i\0601B092.B\010F1001.D
Lab Smp Id: OPP SS GSV0641 Client Smp ID: OPP SS GSV0641
Inj Date : 01-JUN-2009 18:55
Operator : MPK/TLW Inst ID: GC_D2.i
Smp Info : OPP SS GSV0641
Misc Info :
Comment :
Method : \\DenSvr03\Public\chem\GCS\GC_D2.i\0601B092.B\8141A-2.m
Meth Date : 02-Jun-2009 14:53 GC_D2.i Quant Type: ISTD
Cal Date : 01-JUN-2009 18:27 Cal File: 009F0901.D
Als bottle: 10 Continuing Calibration Sample
Dil Factor: 1.00000
Integrator: Falcon Compound Sublist: 8141A.sub
Target Version: 4.14
Processing Host: DENPC075

	Compounds	RT	EXP RT	REL RT	RESPONSE	AMOUNTS CAL-AMT (ug/mL)	AMOUNTS ON-COL (ug/mL)
	1 o,o,o-TEPT	4.777	4.779	(0.254)	191304	2.00000	2.220
	2 Dichlorvos	6.591	6.592	(0.350)	115877	2.00000	1.823
$	3 Chlormefos	7.429	7.430	(0.394)	124077	2.00000	1.896
	4 Mevinphos	9.286	9.287	(0.493)	71482	2.00000	1.884
	5 Demeton-O	9.786	9.787	(0.519)	89082	0.65000	2.105
	6 Thionazin	10.037	10.037	(0.533)	132590	2.00000	2.096
	7 Ethoprop	10.554	10.554	(0.560)	99322	2.00000	2.167
	8 Phorate	10.591	10.592	(0.562)	121280	2.00000	2.019
	9 Naled	10.996	10.997	(0.584)	5961	2.00000	1.284
	10 Sulfotepp	11.071	11.072	(0.588)	156924	2.00000	1.876(A)
*	11 Tributylphosphate	11.171	11.169	(1.000)	91565	2.00000	
	12 Simazine	11.464	11.462	(0.608)	47272	2.00000	3.497(A)
	13 Diazinon	11.596	11.597	(0.615)	99009	2.00000	2.225
	14 Atrazine	11.647	11.645	(0.618)	53343	2.00000	2.010(A)
	15 Propazine	11.809	11.809	(0.627)	41470	2.00000	1.900
	16 Disulfoton	12.111	12.109	(0.643)	84582	2.00000	1.854
	17 Demeton-S	12.186	12.187	(0.647)	5630	1.36000	0.1502
	18 Dimethoate	13.356	13.352	(0.709)	114703	2.00000	1.948
	19 Ronnel	13.654	13.654	(0.725)	79822	2.00000	2.058
	20 Merphos-A (Merphos)	13.751	13.757	(1.231)	23610	2.00000	0.5737(A)
	21 Chlorpyrifos	14.481	14.480	(0.768)	92711	2.00000	2.128
	22 Fenthion	14.731	14.734	(0.782)	70610	2.00000	2.076
	23 Trichloronate	14.781	14.782	(0.784)	111934	2.00000	1.783
	24 Anilazine	15.304	15.295	(0.812)	747	2.00000	1.256
	25 Methyl Parathion	15.582	15.582	(0.827)	81532	2.00000	2.054(A)
	26 Malathion	15.777	15.779	(0.837)	71474	2.00000	1.750
	27 Tokuthion	16.392	16.392	(0.870)	101671	2.00000	2.051
	28 Parathion	16.539	16.537	(0.878)	103083	2.00000	2.281(M)
	29 Merphos-B (Merphos Oxone)	16.554	16.559	(1.482)	81245	2.00000	6.042(AM)
	30 Tetrachlorvinphos (stirophos)	17.014	17.015	(0.903)	48792	2.00000	2.150
	31 Carbophenothion methyl	17.122	17.122	(0.909)	50365	2.00000	1.439
	32 Bolstar	17.477	17.477	(0.927)	96230	2.00000	2.270
	33 Carbophenothion	17.559	17.560	(0.932)	76113	2.00000	1.776(A)

	Compounds	RT	EXP RT	REL RT	RESPONSE	AMOUNTS CAL-AMT (ug/mL)	AMOUNTS ON-COL (ug/mL)
$	34 Triphenyl phosphate	18.312	18.312	(0.972)	55337	2.00000	1.848
	35 Fensulfothion	18.591	18.590	(0.987)	64902	2.00000	2.140
*	36 TOCP	18.844	18.844	(1.000)	55565	2.00000	
	37 Phosmet / EPN	18.939	18.940	(1.005)	119681	4.00000	3.842
	38 Famphur	19.037	19.039	(1.010)	62724	2.00000	1.804
	39 Azinphos-methyl	19.177	19.179	(1.018)	47172	2.00000	1.757
	40 Azinphos-ethyl	19.399	19.400	(1.029)	76217	2.00000	1.906
	41 Coumaphos	20.396	20.397	(1.082)	49504	2.00000	1.964
S	42 Merphos				104855	2.00000	1.680
M	43 Total Demeton				94712	2.00000	2.256

QC Flag Legend

A - Target compound detected but, quantitated amount exceeded maximum amount.
M - Compound response manually integrated.

TestAmerica

INTERNAL STANDARD COMPOUNDS
AREA AND RT SUMMARY

Instrument ID: GC_D2.i
Lab File ID: 010F1001.D
Lab Smp Id: OPP SS GSV0641
Analysis Type: SV
Quant Type: ISTD
Operator: MPK/TLW
Method File: \\DenSvr03\Public\chem\GCS\GC_D2.i\0601B092.B\8141A-2.m
Misc Info:

Calibration Date: 01-JUN-2009
Calibration Time: 17:05
Client Smp ID: OPP SS GSV0641
Level:
Sample Type:

COMPOUND	STANDARD	AREA LIMIT LOWER	AREA LIMIT UPPER	SAMPLE	%DIFF
11 Tributylphosphate	74736	37368	149472	91565	22.52
36 TOCP	45897	22949	91794	55565	21.06

COMPOUND	STANDARD	RT LIMIT LOWER	RT LIMIT UPPER	SAMPLE	%DIFF
11 Tributylphosphate	11.17	10.67	11.67	11.17	0.02
36 TOCP	18.84	18.34	19.34	18.84	0.01

AREA UPPER LIMIT = +100% of internal standard area.
AREA LOWER LIMIT = - 50% of internal standard area.
RT UPPER LIMIT = + 0.50 minutes of internal standard RT.
RT LOWER LIMIT = - 0.50 minutes of internal standard RT.

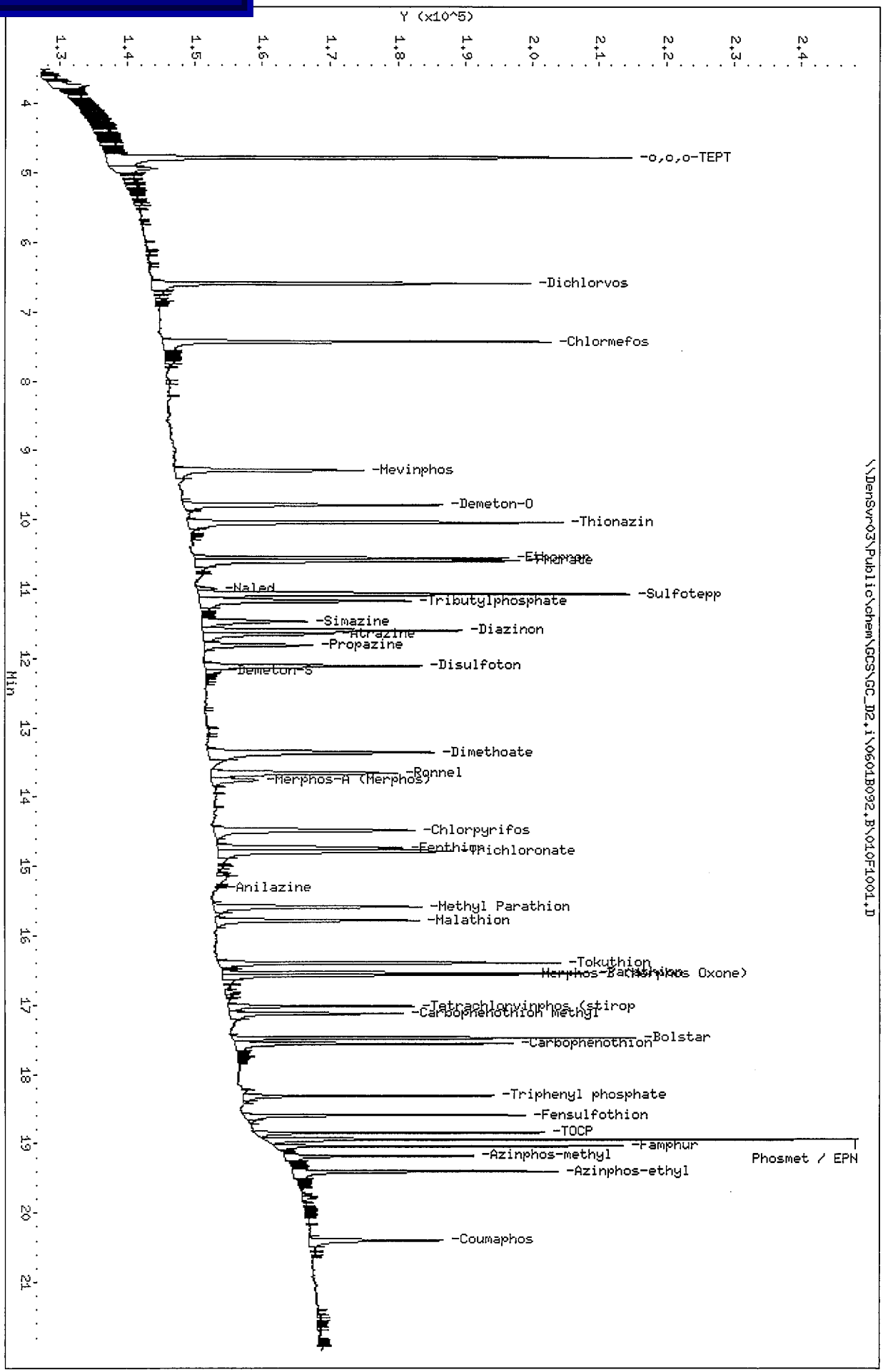

Data File: \\DenSvr03\Public\chem\GCS\GC_D2.i\0601B092.B\010F1001.D
Date : 01-JUN-2009 18:55
Client ID: OPP SS GSV0641
Sample Info: OPP SS GSV0641
Column phase: RTx-OPPest

Instrument: GC_D2.i
Operator: MPK/TLW
Column diameter: 0.32

Data File Name: 010F1001.D
Inj. Date and Time: 01-JUN-2009 18:55
Instrument ID: GC_D2.i
Client ID: OPP SS GSV0641
Compound Name: Parathion
CAS #:

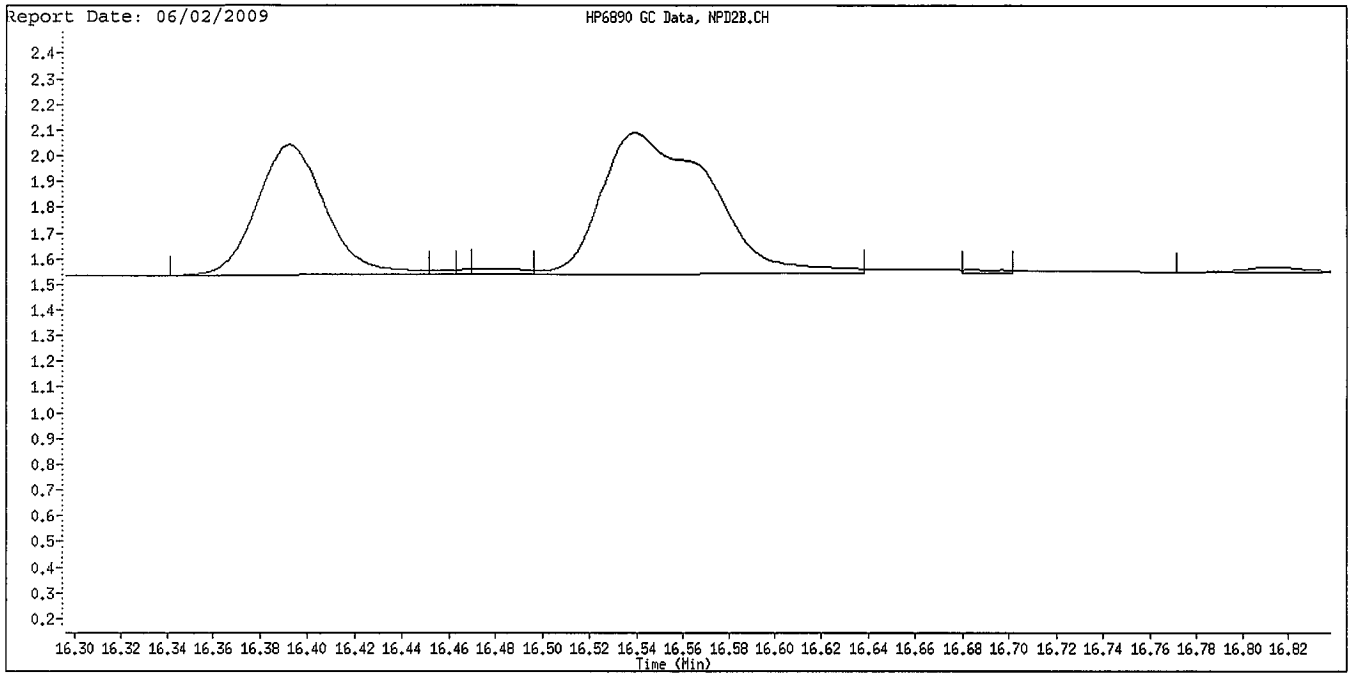

Original Integration

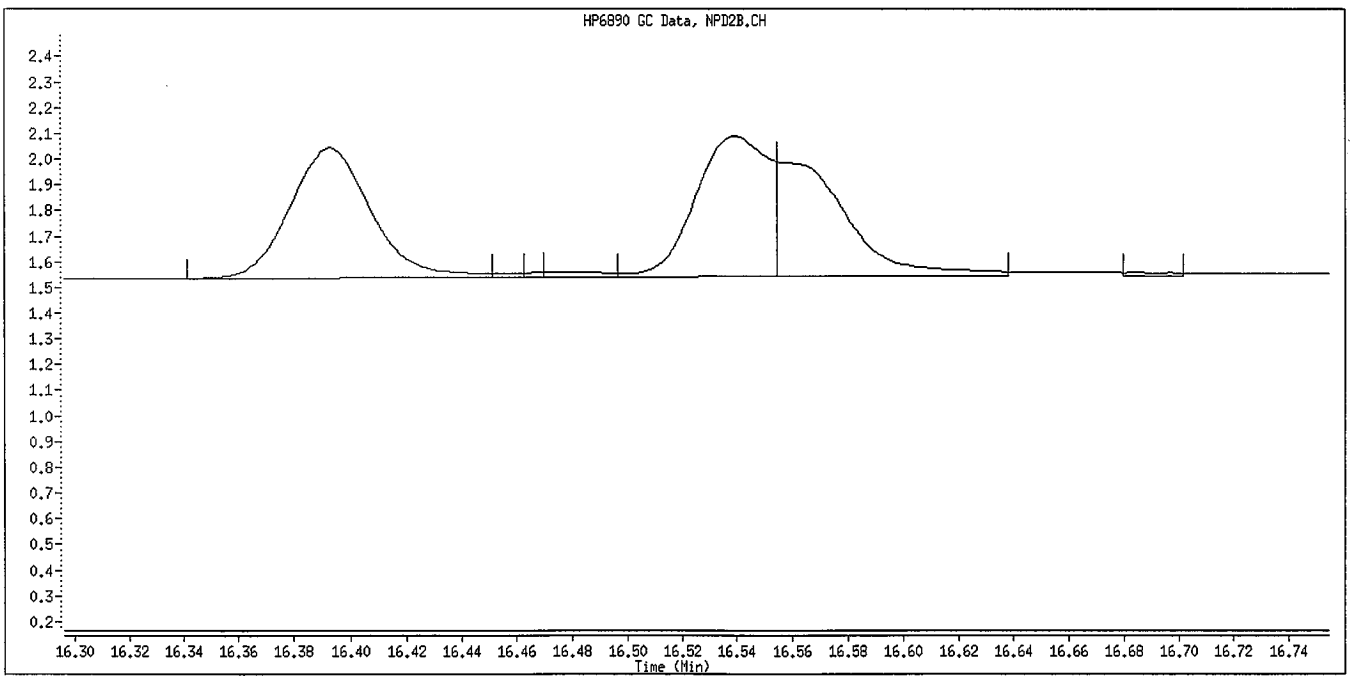

Manual Integration

Manually Integrated By: williamst
Manual Integration Reason: Baseline Event

6/2/09

Inj. Date and Time: 01-JUN-2009 18:55
Instrument ID: GC_D2.i
Client ID: OPP SS GSV0641
Compound Name: Merphos-B (Merphos Oxone)
CAS #:
Report Date: 06/02/2009

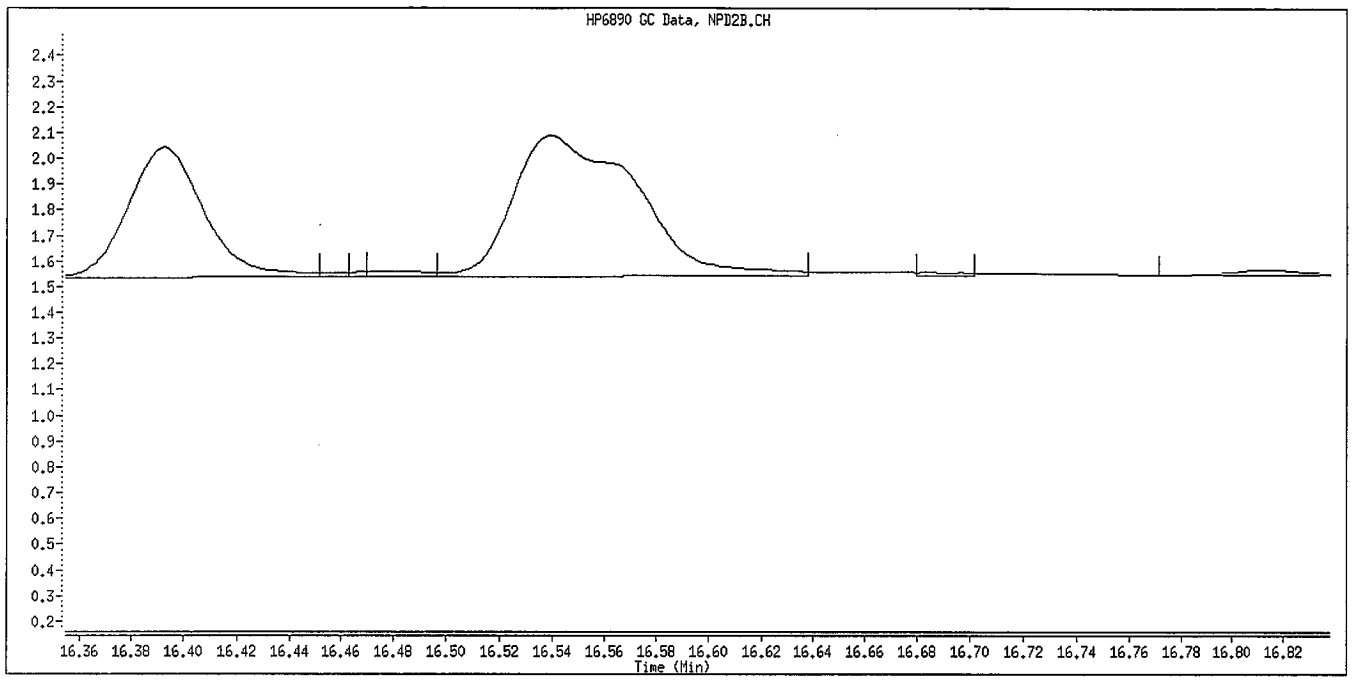

Original Integration

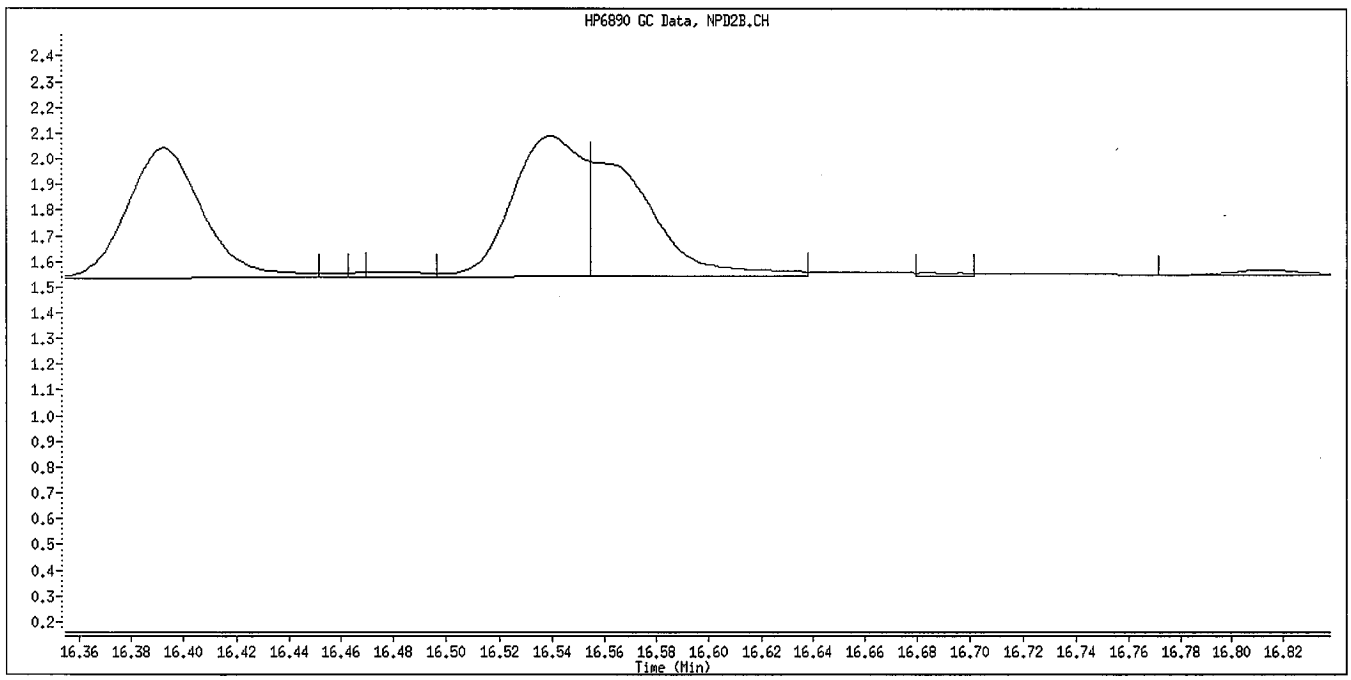

Manual Integration

Manually Integrated By: williamst
Manual Integration Reason: Baseline Event

6/2/09

Semivolatile GC

Supporting Documentation

Sample Sequence, Chromatograms

TestAmerica

THE LEADER IN ENVIRONMENTAL TESTING

Lot ID: D9F090185

Client: Northgate

Method: 8141

Associated Samples: 1

Batch #(s): 9170431

I certify that, to the best of my knowledge, the attached package represents a complete and accurate copy of the original data.

Signature/Date: 6-30-09

GC SEMIVOLATILE ORGANIC EXTRACTION LOG SHEETS

TestAmerica

THE LEADER IN ENVIRONMENTAL TESTING

RQC058

TestAmerica Laboratories, Inc.
EXTRACTION BENCH WORKSHEET

Run Date: 6/21/09
Time: 15:46:53

LEV 1	LEV 2		LEV 1	LEV 2	
Y	Y	Blank	Y	Y	Weights/Volumes
Y	Y	Check	Y	Y	Spike & Surrogate Worksheet
–	–	MS/MSD	Y	Y	Vial contains correct volume
			Y	Y	Labels, greenbars, worksheets computer batch: correct & all match
			Y	Y	Anomalies to Extraction Method

– Expanded Deliverable
– COC Completed
– Bench Sheet Copied
– Package Submitted to AnalyticalGroup
– Bench Sheet Copied per COC

Extractionist: 007795 Koley Hall

Concentrationist: 006563 Lisa Hubbs

Reviewer/Date: HUBBSL / 6/21/09

QC BATCH: 9170431

PREP DATE: 6/19/09 13:00
COMP DATE: 6/21/09 15:00

Compounds, Organophosphorus (8141A)
LIQ/LIQ, SEP FUNNEL (PAH,P/P,TPH,Dioxin) - Nominal

EXTR EXPR	ANL DUE	LOT#,MSRUN#/ WORK ORDER	TEST FLGS	EXT	MTH	MATRIX	INIT/FIN WT/VOL	INIT	PH"S ADJ1	ADJ2	SOLVENTS EXTRACTION	VOL	EXCHANGE	VOL	SPIKE STANDARD/ SURROGATE ID
6/15/09	6/19/09	D9F090185-001 **LKKL0-2-AA**	DR	09	P2	WATER	**1002mL** 2.00mL	7.0	NA	NA	MECL2	180.0	HEXANE	50.0	1ML GSV0675 06/04/09
COMMENTS:															
6/15/09	0/00/00	D9F190000-431 **LFARC-1-AA**B		09	P2	WATER	**1000mL** 2.00mL	7.0	NA	NA	MECL2	180.0	HEXANE	50.0	1ML GSV0675 06/04/09
COMMENTS:															
6/15/09	0/00/00	D9F190000-431 **LFARC-1-AC**C		09	P2	WATER	**1000mL** 2.00mL	7.0	NA	NA	MECL2	180.0	HEXANE	50.0	1ML GSV0682 06/04/09 1ML GSV0675 06/04/09
COMMENTS:															
6/15/09	0/00/00	D9F190000-431 **LFARC-1-AD**L	R	09	P2	WATER	**1000mL** 2.00mL	7.0	NA	NA	MECL2	180.0	HEXANE	50.0	1ML GSV0682 06/04/09 1ML GSV0675 06/04/09
COMMENTS:															

DV-OP-0006/7 BAL:M27995 H2O:ELGA+NACL:G47616 MECL2:H17J05 NA2SO4:G45627
S/S:KH-F W:KS SHARE QC:9170430 TURBOVAP:A@40C HEX:H11E04 PIP:CON-6

R = RUSH C = CLP
E = EPA 600 D = EXP.DEL)
M = CLIENT REQ MS/MSD

NUMBER OF WORK ORDERS IN BATCH: 4

Table of Contents

GC SEMIVOLATILE INSTRUMENT LOG SHEETS

TestAmerica

THE LEADER IN ENVIRONMENTAL TESTING

JENCE\062309.S

Sequence Table (Front Injector):

Quantification Part:

Line	Location	SampleName	SampleAmount	ISTDAmt	Multiplier	Dilution	
1	Vial 1	PRIMER					
2	Vial 2	HEXANE					
3	Vial 3	OPP L7 GSV0634					
4	Vial 4	OPP L6 GSV0637					
5	Vial 5	OPP L5 GSV0635					
6	Vial 6	OPP L4 GSV0638					
7	Vial 7	OPP L3 GSV0639					
8	Vial 8	OPP L2 GSV0640					
9	Vial 9	OPP L1 GSV0641					
10	Vial 10	OPP SS GSV0633					
11	Vial 11	LE2931AA,MB					9168144
12	Vial 12	LE2931AC,LCS					
13	Vial 13	LE2931AD,LCSD					
14	Vial 14	LEQA91AC,222-15					— RD @ 10x, 3x
15	Vial 15	LEQCQ1AC,222-18					— RD @ 2x
16	Vial 16	LERD61AD,377-1					
17	Vial 17	LERD81AH,377-3					
18	Vial 18	LERN71AF,115-1					
19	Vial 19	LERPQ1AF,115-2					
20	Vial 20	LERPX1AF,115-3					
21	Vial 21	LE1F91AJ,138-1					
22	Vial 22	LE29M1AA,MB					9168147
23	Vial 23	LE29M1AC,LCS					
24	Vial 24	LE29M1AD,LCSD					
25	Vial 25	LEQA91AA,222-15					— RD @ 10x, 3x
26	Vial 26	LEQCQ1AA,222-18					— RD @ 2x
27	Vial 27	OPP L5 GSV0635					
28	Vial 28	LFARC1AA,MB					9170431
29	Vial 29	LFARC1AC,LCS					
30	Vial 30	LFARC1AD,LCSD					
31	Vial 31	LEKL02AA,185-1					
32	Vial 32	LE29L1AA,MB					9168145
33	Vial 33	LE29L1AC,LCS					
34	Vial 34	LE29L1AD,LCSD					
35	Vial 35	LERCV1AA,370-1					
36	Vial 36	LEWJG1AA,143-1					
37	Vial 37	LE5PX1AA,MB					9168053
38	Vial 38	LE5PX1AC,LCS					
39	Vial 39	LE5PX1AD,LCSD					
40	Vial 40	LE39F1AA,179-1					
41	Vial 41	LE3PF1AA,179-2					
42	Vial 42	LE39L1AA,179-3					
43	Vial 43	OPP L5 GSV0635					
44	Vial 44	LFARL1AA,MB					9170430
45	Vial 45	LFARL1AC,LCS					
46	Vial 46	LFARL1AD,LCSD					
47	Vial 47	LEKLE2AE,180-2					
48	Vial 48	LEKLF2AE,180-3					
49	Vial 49	LEKLL2AE,180-4					
50	Vial 50	LEKLQ2AE,180-5					
51	Vial 51	LENR72AD,322-1					
52	Vial 52	LEPG32AJ,161-1					
53	Vial 53	OPP L5 GSV0635					
54	Vial 54	LFAPC1AA,MB					9170423
55	Vial 55	LFAPC1AC,LCS					
56	Vial 56	LFAPC1AD,LCSD					
57	Vial 57	LE10L1AA,193-1					
58	Vial 58	LFAN01AA,MB					

ENCE\062309.S

Line	Location	SampleName	SampleAmount	ISTDAmt	Multiplier	Dilution
59	Vial 59	LFAN01AC,LCS				
60	Vial 60	LFAN01AD,LCSD				
61	Vial 61	LE4291AA,273-1				
62	Vial 62	LE4291AD,273-1S				
63	Vial 63	LE4291AE,273-1D				
64	Vial 64	LE9PJ1AA,215-1				
65	Vial 65	OPP L5 GSV0635				
66	Vial 66	OPP L1 GSV0641				
67	Vial 100	HEXANE/ACETONE				

9/30/09

Sequence Table (Back Injector):

No entries - empty table!

GC SEMIVOLATILE
CONTINUING CALIBRATION DATA

TestAmerica

THE LEADER IN ENVIRONMENTAL TESTING

r03\Public\chem\GCS\GC_D2.i\0623091.B/027F2701.D
Report Date: 06/25/2009

CONTINUING CALIBRATION COMPOUNDS
PERCENT DRIFT REPORT

Instrument ID: GC_D2.i
Lab File ID: 027F2701.D
Analysis Type: NONE

Injection Date: 24-JUN-2009 05:41
Lab Sample ID: OPP L5 GSV0635
Method File: \\DenSvr03\Public\chem\GCS\GC_D2.

	COMPOUND	EXPECTED CONC.	MEASURED CONC.	%D	MAX %D	
1	o,o,o-TEPT	3.0000	2.3010	23.3	15.0	<-
2	Dichlorvos	3.0000	3.0332	1.1	15.0	
3	Mevinphos	3.0000	3.1784	5.9	15.0	
4	Chlormefos	3.0000	2.6316	12.3	15.0	
5	Thionazin	3.0000	2.8691	4.4	15.0	
6	Demeton-O	0.9750	0.8538	12.4	15.0	
7	Ethoprop	3.0000	2.7118	9.6	15.0	
8	Naled	3.0000	2.5255	15.8	15.0	<-
9	Sulfotepp	3.0000	2.8360	5.5	15.0	
10	Phorate	3.0000	2.7372	8.8	15.0	
11	Dimethoate	3.0000	2.7293	9.0	15.0	
12	Demeton-S	2.0400	1.8136	11.1	15.0	
13	Simazine	3.0000	2.3509	21.6	15.0	<-
14	Atrazine	3.0000	3.3982	13.3	15.0	
15	propazine	3.0000	2.7929	6.9	15.0	
17	Disulfoton	3.0000	2.8939	3.5	15.0	
16	Diazinon	3.0000	2.8543	4.9	15.0	
18	Methyl Parathion	3.0000	2.8268	5.8	15.0	
19	Ronnel	3.0000	3.2123	7.1	15.0	
20	Malathion	3.0000	2.8940	3.5	15.0	
21	Fenthion	3.0000	2.9467	1.8	15.0	
22	Parathion	3.0000	2.7634	7.9	15.0	
23	Chlorpyrifos	3.0000	2.8272	5.8	15.0	
24	Trichloronate	3.0000	2.7842	7.2	15.0	
25	Anilazine	3.0000	3.2434	8.1	15.0	
148	Merphos-A (Merphos)	3.0000	2.8412	5.3	999.0	
26	Tetrachlorvinphos (Stirophos)	3.0000	2.7094	9.7	15.0	
28	Tokuthion	3.0000	2.6019	13.3	15.0	
149	Merphos-B (Merphos Oxone)	3.0000	3.4083	13.6	999.0	
29	Carbophenothion-methyl	3.0000	2.7018	9.9	15.0	
29	Fensulfothion	3.0000	3.6517	21.7	15.0	<-
30	Bolstar / Famphur	6.0000	5.5728	7.1	15.0	
32	Carbophenothion	3.0000	2.7784	7.4	15.0	
31	Triphenyl phosphate	3.0000	3.3628	12.1	15.0	
34	Phosmet	3.0000	2.8683	4.4	15.0	
32	EPN	3.0000	2.6917	10.3	15.0	
33	Azinphos-methyl	3.0000	2.7604	8.0	15.0	
35	Azinphos-ethyl	3.0000	2.8257	5.8	15.0	
36	Coumaphos	3.0000	2.7793	7.4	15.0	

r03\Public\chem\GCS\GC_D2.i\0623091.B/027F2701.D
Report Date: 06/25/2009

CONTINUING CALIBRATION COMPOUNDS
PERCENT DRIFT REPORT

Instrument ID: GC_D2.i
Lab File ID: 027F2701.D
Analysis Type: NONE

Injection Date: 24-JUN-2009 05:41
Lab Sample ID: OPP L5 GSV0635
Method File: \\DenSvr03\Public\chem\GCS\GC_D2.

COMPOUND	EXPECTED CONC.	MEASURED CONC.	%D	MAX %D
27 Merphos	3.0000	2.9005	3.3	15.0
40 Total Demeton	3.0000	2.6675	11.1	15.0

Average %D = 8.95

TestAmerica

Data file : \\DenSvr03\Public\chem\GCS\GC_D2.i\0623091.B\027F2701.D
Lab Smp Id: OPP L5 GSV0635 Client Smp ID: OPP L5 GSV0635
Inj Date : 24-JUN-2009 05:41
Operator : MPK/TLW Inst ID: GC_D2.i
Smp Info : OPP L5 GSV0635
Misc Info : IS - GSV0633-09
Comment :
Method : \\DenSvr03\Public\chem\GCS\GC_D2.i\0623091.B\8141A-1.m
Meth Date : 25-Jun-2009 11:33 GC_D2.i Quant Type: ISTD
Cal Date : 23-JUN-2009 21:29 Cal File: 009F0901.D
Als bottle: 27 Continuing Calibration Sample
Dil Factor: 1.00000
Integrator: Falcon Compound Sublist: 8141A.sub
Target Version: 4.14
Processing Host: DENPC075

	Compounds	RT	EXP RT	REL RT	RESPONSE	AMOUNTS CAL-AMT (ug/mL)	AMOUNTS ON-COL (ug/mL)
	1 o,o,o-TEPT	3.253	3.254	(0.182)	663549	3.00000	2.301
	2 Dichlorvos	4.071	4.074	(0.228)	582076	3.00000	3.033
	3 Mevinphos	5.736	5.739	(0.322)	338788	3.00000	3.178
$	4 Chlormefos	5.833	5.836	(0.327)	583505	3.00000	2.632
	5 Thionazin	7.505	7.507	(0.421)	579575	3.00000	2.869
	6 Demeton-O	7.645	7.649	(0.428)	178546	0.97500	0.8538
	7 Ethoprop	7.848	7.852	(0.440)	521580	3.00000	2.712
	8 Naled	8.055	8.057	(0.451)	155958	3.00000	2.526
*	9 Tributylphosphate	8.120	8.135	(1.000)	383570	2.00000	
	10 Sulfotepp	8.440	8.442	(0.473)	752617	3.00000	2.836
	11 Phorate	8.531	8.532	(0.478)	507539	3.00000	2.737
	12 Dimethoate	8.656	8.659	(0.485)	639879	3.00000	2.729
	13 Demeton-S	8.840	8.846	(0.495)	307626	2.04000	1.814
	14 Simazine	8.921	8.924	(0.500)	164725	3.00000	2.351
	15 Atrazine	9.091	9.094	(0.510)	296564	3.00000	3.398 (M)
	16 propazine	9.238	9.241	(0.518)	217400	3.00000	2.793
	17 Disulfoton	9.868	9.869	(0.553)	369293	3.00000	2.894
	18 Diazinon	9.900	9.902	(0.555)	573647	3.00000	2.854
	19 Methyl Parathion	10.715	10.717	(0.601)	383682	3.00000	2.827
	20 Ronnel	11.240	11.241	(0.630)	422680	3.00000	3.212
	21 Malathion	11.800	11.804	(0.661)	352424	3.00000	2.894
	22 Fenthion	11.931	11.932	(0.669)	385378	3.00000	2.947
	23 Parathion	12.020	12.019	(0.674)	395484	3.00000	2.763
	24 Chlorpyrifos	12.068	12.067	(0.676)	458752	3.00000	2.827
	25 Trichloronate	12.495	12.496	(0.700)	426688	3.00000	2.784
	26 Anilazine	12.815	12.817	(0.718)	23687	3.00000	3.243
	27 Merphos-A (Merphos)	13.198	13.199	(0.740)	338319	3.00000	2.841
	28 Tetrachlorvinphos (Stirophos)	13.820	13.824	(0.775)	255988	3.00000	2.709
	29 Tokuthion	14.448	14.449	(0.810)	393654	3.00000	2.602
	30 Merphos-B (Merphos Oxone)	14.648	14.651	(0.821)	128392	3.00000	3.408
	31 Carbophenothion-methyl	15.236	15.239	(0.854)	310345	3.00000	2.702
	32 Fensulfothion	15.358	15.361	(0.861)	399905	3.00000	3.652
	33 Bolstar / Famphur	16.053	16.053	(0.900)	742997	6.00000	5.573

	Compounds	RT	EXP RT	REL RT	RESPONSE	AMOUNTS CAL-AMT (ug/mL)	AMOUNTS ON-COL (ug/mL)
	34 Carbophenothion	16.196	16.197	(0.908)	367504	3.00000	2.778
$	35 Triphenyl phosphate	16.711	16.712	(0.937)	353683	3.00000	3.363 (A)
	36 Phosmet	16.963	16.963	(0.951)	346200	3.00000	2.868
	37 EPN	17.150	17.151	(0.961)	312645	3.00000	2.692
	38 Azinphos-methyl	17.478	17.480	(0.980)	357352	3.00000	2.760
*	39 TOCP	17.843	17.846	(1.000)	214841	2.00000	
	40 Azinphos-ethyl	17.923	17.926	(1.004)	387494	3.00000	2.826
	41 Coumaphos	18.365	18.366	(1.029)	308365	3.00000	2.779
S	42 Merphos				466711	3.00000	2.900
M	43 Total Demeton				486172	3.00000	2.667

QC Flag Legend

A - Target compound detected but, quantitated amount exceeded maximum amount.
M - Compound response manually integrated.

TestAmerica

INTERNAL STANDARD COMPOUNDS
AREA AND RT SUMMARY

Instrument ID: GC_D2.i
Lab File ID: 027F2701.D
Lab Smp Id: OPP L5 GSV0635
Analysis Type: SV
Quant Type: ISTD
Operator: MPK/TLW
Method File: \\DenSvr03\Public\chem\GCS\GC_D2.i\0623091.B\8141A-1.m
Misc Info: IS - GSV0633-09

Calibration Date: 25-JUN-2009
Calibration Time: 10:34
Client Smp ID: OPP L5 GSV0635
Level:
Sample Type:

COMPOUND	STANDARD	AREA LIMIT LOWER	AREA LIMIT UPPER	SAMPLE	%DIFF
9 Tributylphosphate	582972	291486	1165944	383570	-34.20
39 TOCP	318511	159256	637022	214841	-32.55

COMPOUND	STANDARD	RT LIMIT LOWER	RT LIMIT UPPER	SAMPLE	%DIFF
9 Tributylphosphate	8.13	7.63	8.63	8.12	-0.08
39 TOCP	17.85	17.35	18.35	17.84	-0.05

AREA UPPER LIMIT = +100% of internal standard area.
AREA LOWER LIMIT = - 50% of internal standard area.
RT UPPER LIMIT = + 0.50 minutes of internal standard RT.
RT LOWER LIMIT = - 0.50 minutes of internal standard RT.



Data File: \\DenSvr03\Public\chem\GCS\GC_D2.i\023091.B\027F2701.D
Date : 24-JUN-2009 05:41
Client ID: OPP L5 GSV0635
Sample Info: OPP L5 GSV0635
Column phase: RTx-1MS

Instrument: GC_D2.i
Operator: MPK/TLW
Column diameter: 0.32

\\DenSvr03\Public\chem\GCS\GC_D2.i\023091.B\027F2701.D

r03\Public\chem\GCS\GC_D2.i\0623092.B/027F2701.D
Report Date: 06/25/2009

CONTINUING CALIBRATION COMPOUNDS
PERCENT DRIFT REPORT

Instrument ID: GC_D2.i
Lab File ID: 027F2701.D
Analysis Type: NONE

Injection Date: 24-JUN-2009 05:41
Lab Sample ID: OPP L5 GSV0635
Method File: \\DenSvr03\Public\chem\GCS\GC_D2.

	COMPOUND	EXPECTED CONC.	MEASURED CONC.	%D	MAX %D	
1	o,o,o-TEPT	3.0000	2.3220	22.6	15.0	<-
2	Dichlorvos	3.0000	2.2541	24.9	15.0	<-
3	Chlormefos	3.0000	2.4211	19.3	15.0	<-
4	Mevinphos	3.0000	2.4158	19.5	15.0	<-
5	Demeton-O	0.9750	0.9601	1.5	15.0	
6	Thionazin	3.0000	2.3195	22.7	15.0	<-
7	Ethoprop	3.0000	2.5011	16.6	15.0	<-
8	Phorate	3.0000	2.5327	15.6	15.0	<-
10	Naled	3.0000	2.2617	24.6	15.0	<-
146	Sulfotepp	3.0000	2.4452	18.5	15.0	<-
10	Simazine	3.0000	2.2535	24.9	15.0	<- NC
12	Diazinon	3.0000	2.4455	18.5	15.0	<-
150	Atrazine	3.0000	2.4119	19.6	15.0	<- NC
13	Propazine	3.0000	2.2952	23.5	15.0	<- NC
14	Disulfoton	3.0000	2.4259	19.1	15.0	<-
15	Demeton-S	2.0400	1.5686	23.1	15.0	<-
16	Dimethoate	3.0000	2.4704	17.7	15.0	<-
17	Ronnel	3.0000	2.4703	17.7	15.0	<-
148	Merphos-A (Merphos)	3.0000	2.7302	9.0	999.0	
18	Chlorpyrifos	3.0000	2.3613	21.3	15.0	<-
19	Fenthion	3.0000	2.3736	20.9	15.0	<-
20	Trichloronate	3.0000	2.4403	18.7	15.0	<-
21	Anilazine	3.0000	0.4201	86.0	15.0	<- NC
23	Methyl Parathion	3.0000	2.5864	13.8	15.0	
24	Malathion	3.0000	2.4777	17.4	15.0	<-
25	Tokuthion	3.0000	2.3548	21.5	15.0	<-
26	Parathion	3.0000	2.3630	21.2	15.0	<-
149	Merphos-B (Merphos Oxone)	3.0000	2.6057	13.1	999.0	
27	Tetrachlorvinphos (stirophos)	3.0000	2.4057	19.8	15.0	<-
28	Carbophenothion methyl	3.0000	2.5818	13.9	15.0	
28	Bolstar	3.0000	2.5321	15.6	15.0	<-
30	Carbophenothion	3.0000	2.5219	15.9	15.0	<- NC
29	Triphenyl phosphate	3.0000	2.3246	22.5	15.0	<-
30	Fensulfothion	3.0000	2.5100	16.3	15.0	<-
35	Phosmet / EPN	6.0000	4.8493	19.2	15.0	<-
33	Famphur	3.0000	2.2497	25.0	15.0	<-
34	Azinphos-methyl	3.0000	2.2275	25.8	15.0	<-
35	Azinphos-ethyl	3.0000	2.6141	12.9	15.0	
36	Coumaphos	3.0000	2.2181	26.1	15.0	<-

r03\Public\chem\GCS\GC_D2.i\0623092.B/027F2701.D
Report Date: 06/25/2009

CONTINUING CALIBRATION COMPOUNDS
PERCENT DRIFT REPORT

Instrument ID: GC_D2.i
Lab File ID: 027F2701.D
Analysis Type: NONE

Injection Date: 24-JUN-2009 05:41
Lab Sample ID: OPP L5 GSV0635
Method File: \\DenSvr03\Public\chem\GCS\GC_D2.

COMPOUND	EXPECTED CONC.	MEASURED CONC.	%D	MAX %D	
22 Merphos	3.0000	2.4635	17.9	15.0	<-
40 Total Demeton	3.0000	2.5287	15.7	15.0	<-

Average %D = 20.5

TestAmerica

Data file : \\DenSvr03\Public\chem\GCS\GC_D2.i\0623092.B\027F2701.D
Lab Smp Id: OPP L5 GSV0635 Client Smp ID: OPP L5 GSV0635
Inj Date : 24-JUN-2009 05:41
Operator : MPK/TLW Inst ID: GC_D2.i
Smp Info : OPP L5 GSV0635
Misc Info :
Comment :
Method : \\DenSvr03\Public\chem\GCS\GC_D2.i\0623092.B\8141A-2.m
Meth Date : 25-Jun-2009 12:50 GC_D2.i Quant Type: ISTD
Cal Date : 23-JUN-2009 19:40 Cal File: 005F0501.D
Als bottle: 27 Continuing Calibration Sample
Dil Factor: 1.00000
Integrator: Falcon Compound Sublist: 8141A.sub
Target Version: 4.14
Processing Host: DENPC075

	Compounds	RT	EXP RT	REL RT	RESPONSE	AMOUNTS CAL-AMT (ug/mL)	AMOUNTS ON-COL (ug/mL)
	1 o,o,o-TEPT	4.728	4.730	(0.251)	604622	3.00000	2.322
	2 Dichlorvos	6.547	6.547	(0.348)	487249	3.00000	2.254
$	3 Chlormefos	7.383	7.385	(0.392)	514559	3.00000	2.421
	4 Mevinphos	9.235	9.237	(0.491)	378822	3.00000	2.416
	5 Demeton-O	9.735	9.735	(0.517)	133059	0.97500	0.9601
	6 Thionazin	9.985	9.985	(0.531)	498077	3.00000	2.320
	7 Ethoprop	10.500	10.504	(0.558)	383806	3.00000	2.501
	8 Phorate	10.538	10.540	(0.560)	476885	3.00000	2.533
	9 Naled	10.942	10.942	(0.582)	138197	3.00000	2.262
	10 Sulfotepp	11.018	11.019	(0.586)	687991	3.00000	2.445(A)
*	11 Tributylphosphate	11.120	11.125	(1.000)	348689	2.00000	
	12 Simazine	11.402	11.402	(0.606)	91548	3.00000	2.254(A)
	13 Diazinon	11.542	11.544	(0.613)	377313	3.00000	2.445
	14 Atrazine	11.585	11.585	(0.616)	176626	3.00000	2.412(A)
	15 Propazine	11.748	11.750	(0.624)	144487	3.00000	2.295
	16 Disulfoton	12.050	12.052	(0.640)	357458	3.00000	2.426
	17 Demeton-S	12.127	12.129	(0.645)	272334	2.04000	1.569
	18 Dimethoate	13.283	13.285	(0.706)	504447	3.00000	2.470
	19 Ronnel	13.588	13.590	(0.722)	343679	3.00000	2.470
	20 Merphos-A (Merphos)	13.690	13.690	(1.231)	323027	3.00000	2.730(A)
	21 Chlorpyrifos	14.412	14.412	(0.766)	333793	3.00000	2.361
	22 Fenthion	14.663	14.664	(0.779)	325431	3.00000	2.374
	23 Trichloronate	14.710	14.712	(0.782)	411051	3.00000	2.440
	24 Anilazine	15.215	15.214	(0.809)	4666	3.00000	0.4200
	25 Methyl Parathion	15.522	15.522	(0.825)	372221	3.00000	2.586(A)
	26 Malathion	15.727	15.729	(0.836)	340374	3.00000	2.478
	27 Tokuthion	16.347	16.347	(0.869)	347494	3.00000	2.355
	28 Parathion	16.493	16.495	(0.877)	339454	3.00000	2.363(M)
	29 Merphos-B (Merphos Oxone)	16.515	16.517	(1.485)	126313	3.00000	2.606(AM)
	30 Tetrachlorvinphos (stirophos)	16.977	16.979	(0.902)	233547	3.00000	2.406
	31 Carbophenothion methyl	17.082	17.082	(0.908)	330763	3.00000	2.582
	32 Bolstar	17.442	17.442	(0.927)	324950	3.00000	2.532
	33 Carbophenothion	17.523	17.524	(0.931)	353844	3.00000	2.522(A)

	Compounds	RT	EXP RT	REL RT	RESPONSE	AMOUNTS CAL-AMT (ug/mL)	AMOUNTS ON-COL (ug/mL)
$	34 Triphenyl phosphate	18.280	18.280	(0.972)	255889	3.00000	2.325
	35 Fensulfothion	18.558	18.559	(0.986)	232880	3.00000	2.510
*	36 TOCP	18.815	18.815	(1.000)	216057	2.00000	
	37 Phosmet / EPN	18.908	18.907	(1.005)	521591	6.00000	4.849
	38 Famphur	19.008	19.010	(1.010)	315640	3.00000	2.250
	39 Azinphos-methyl	19.143	19.145	(1.017)	290025	3.00000	2.227
	40 Azinphos-ethyl	19.363	19.364	(1.029)	317255	3.00000	2.614
	41 Coumaphos	20.345	20.345	(1.081)	220478	3.00000	2.218
S	42 Merphos				449340	3.00000	2.464(A)
M	43 Total Demeton				405393	3.00000	2.529

QC Flag Legend

A - Target compound detected but, quantitated amount exceeded maximum amount.
M - Compound response manually integrated.

TestAmerica

INTERNAL STANDARD COMPOUNDS
AREA AND RT SUMMARY

Instrument ID: GC_D2.i
Lab File ID: 027F2701.D
Lab Smp Id: OPP L5 GSV0635
Analysis Type: SV
Quant Type: ISTD
Operator: MPK/TLW
Method File: \\DenSvr03\Public\chem\GCS\GC_D2.i\0623092.B\8141A-2.m
Misc Info:

Calibration Date: 25-JUN-2009
Calibration Time: 10:34
Client Smp ID: OPP L5 GSV0635
Level:
Sample Type:

COMPOUND	STANDARD	AREA LIMIT LOWER	AREA LIMIT UPPER	SAMPLE	%DIFF
11 Tributylphosphate	494496	247248	988992	348689	-29.49
36 TOCP	327378	163689	654756	216057	-34.00

COMPOUND	STANDARD	RT LIMIT LOWER	RT LIMIT UPPER	SAMPLE	%DIFF
11 Tributylphosphate	11.12	10.62	11.62	11.12	0.03
36 TOCP	18.82	18.32	19.32	18.82	-0.03

AREA UPPER LIMIT = +100% of internal standard area.
AREA LOWER LIMIT = - 50% of internal standard area.
RT UPPER LIMIT = + 0.50 minutes of internal standard RT.
RT LOWER LIMIT = - 0.50 minutes of internal standard RT.

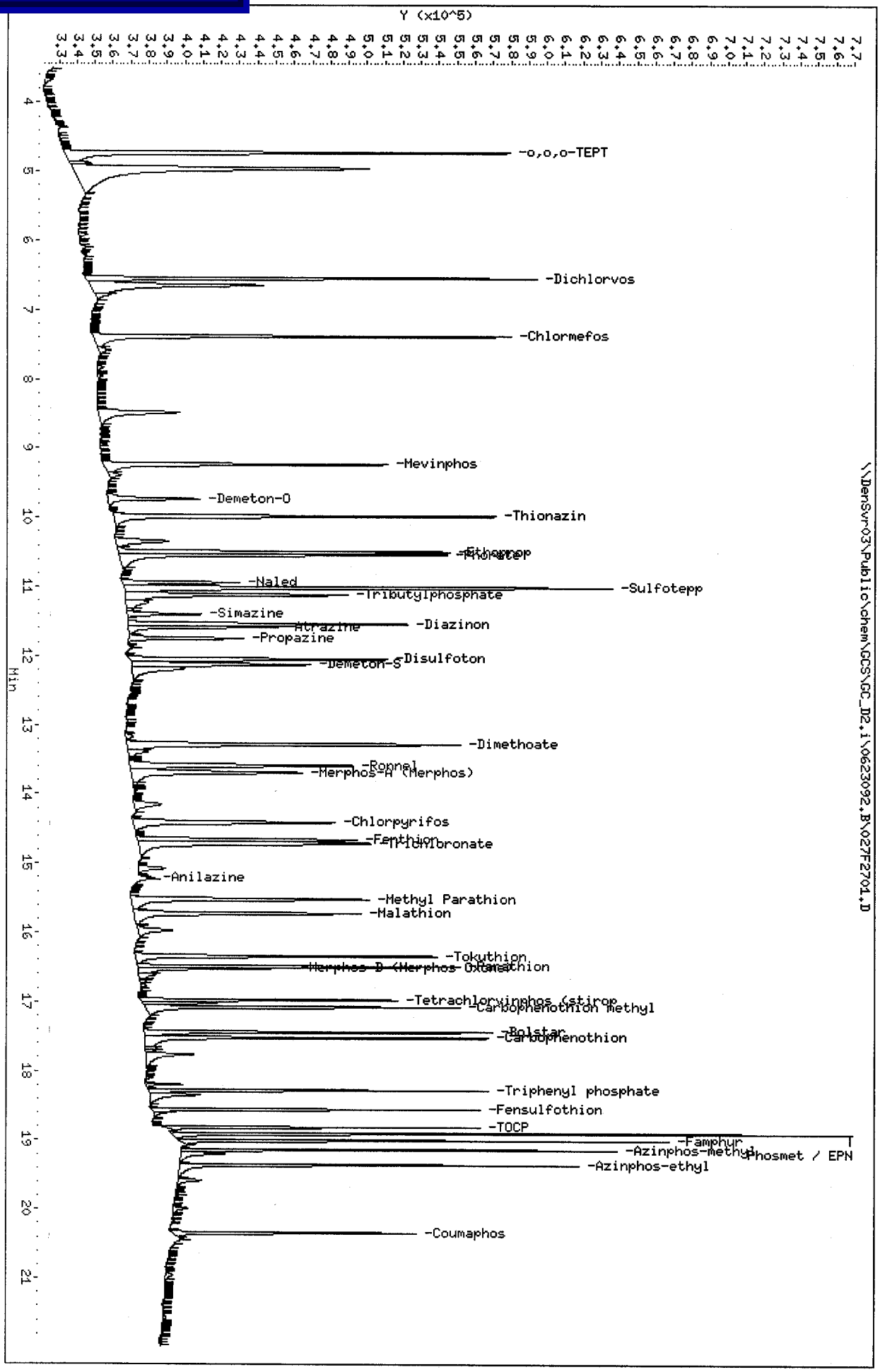
Data File: \\DenSvr03\Public\chem\GCS\GC_D2.i\0623092.B\027F2701.D
Date : 24-JUN-2009 05:41
Client ID: OPP L5 GSV0635
Sample Info: OPP L5 GSV0635
Column phase: RTx-OPPest
Instrument: GC_D2.i
Operator: MPK/TLW
Column diameter: 0.32
\\DenSvr03\Public\chem\GCS\GC_D2.i\0623092.B\027F2701.D
Y (x10^5)
Min
-o,o,o-TEPT
-Dichlorvos
-Chlormefos
-Mevinphos
-Demeton-O
-Thionazin
-Naled
-Tributylphosphate
-Sulfotepp
-Simazine
-Diazinon
-Propazine
-Disulfoton
-Dimethoate
-Ronnel
-Merphos-A (Merphos)
-Chlorpyrifos
-Fenthion
-Trichlorbronate
-Anilazine
-Methyl Parathion
-Malathion
-Tokuthion
-Carbophenothion Methyl
-Bolstar
-Carbophenothion
-Triphenyl phosphate
-Fensulfothion
-TOCP
-Famphur
-Azinphos-methyl
-Phosmet / EPN
-Azinphos-ethyl
-Coumaphos

Data File Name: 027F2701.D
Inj. Date and Time: 24-JUN-2009 05:41
Instrument ID: GC_D2.i
Client ID: OPP L5 GSV0635
Compound Name: Parathion
CAS #:
Report Date: 06/25/2009

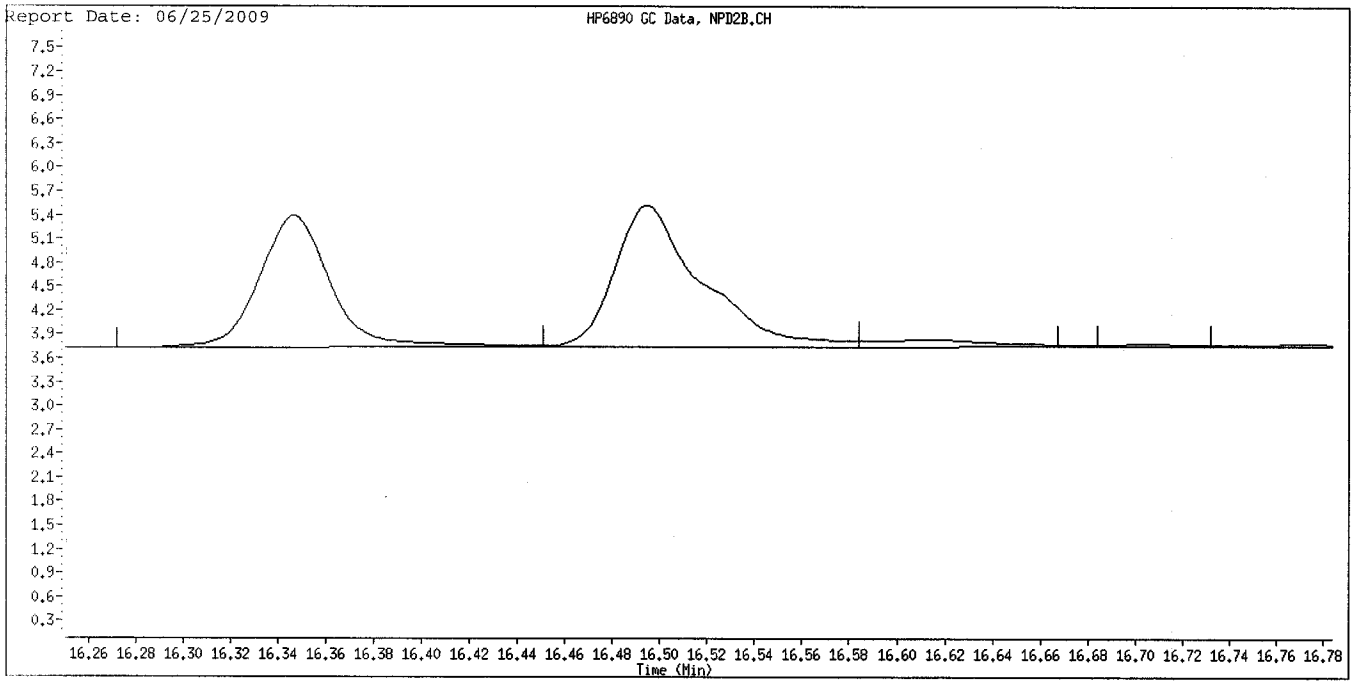

Original Integration

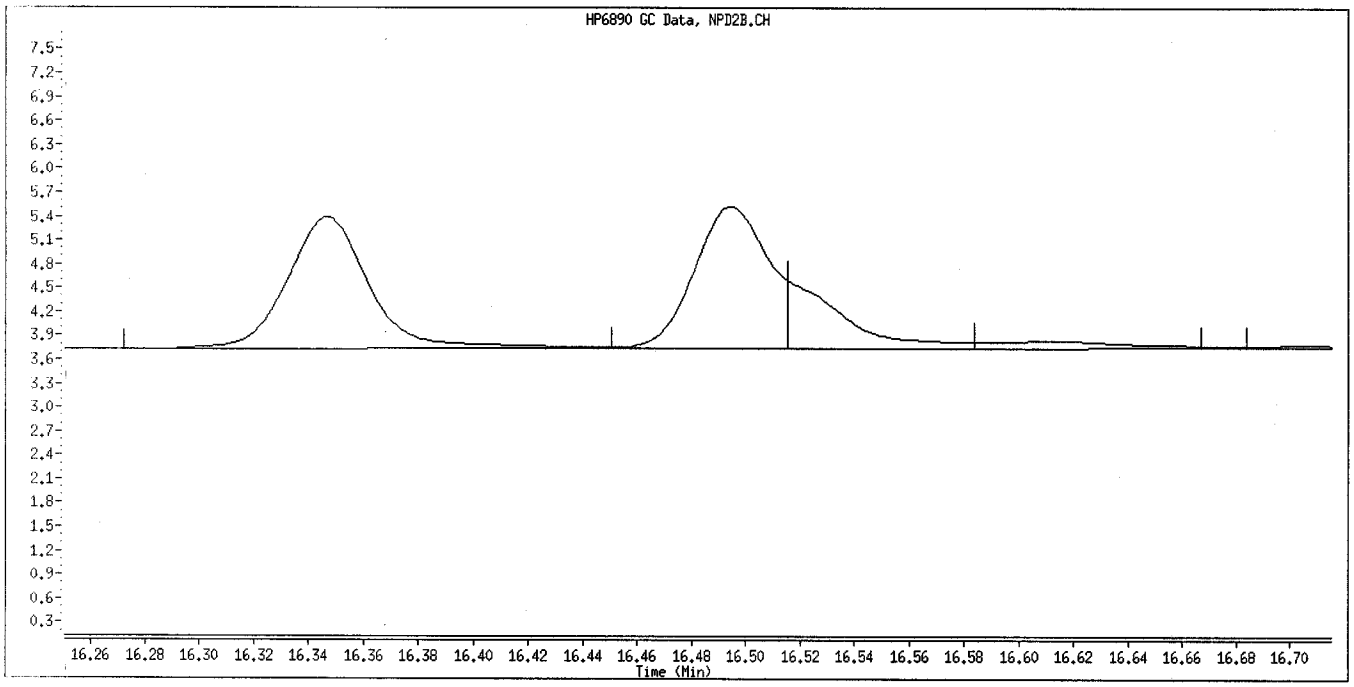

Manual Integration

Manually Integrated By: williamst
Manual Integration Reason: Baseline Event

Inj. Date and Time: 24-JUN-2009 05:41
Instrument ID: GC_D2.i
Client ID: OPP L5 GSV0635
Compound Name: Merphos-B (Merphos Oxone)
CAS #:
Report Date: 06/25/2009

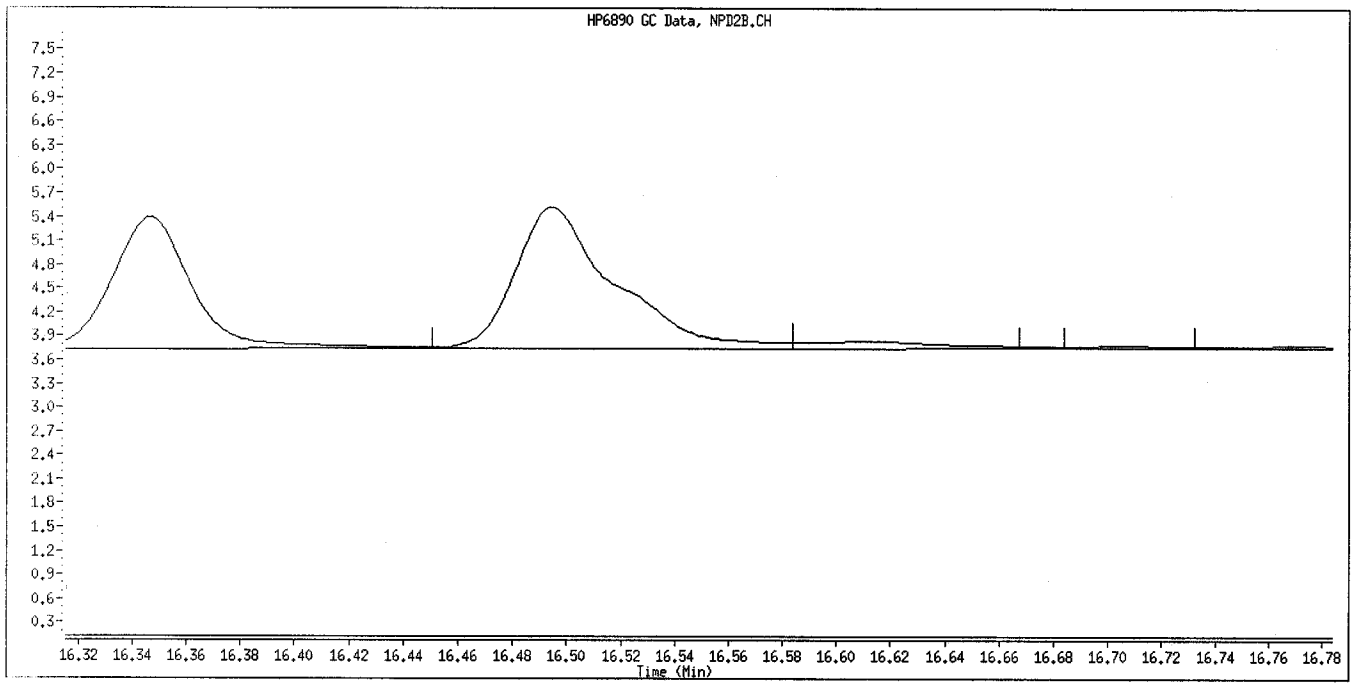

Original Integration

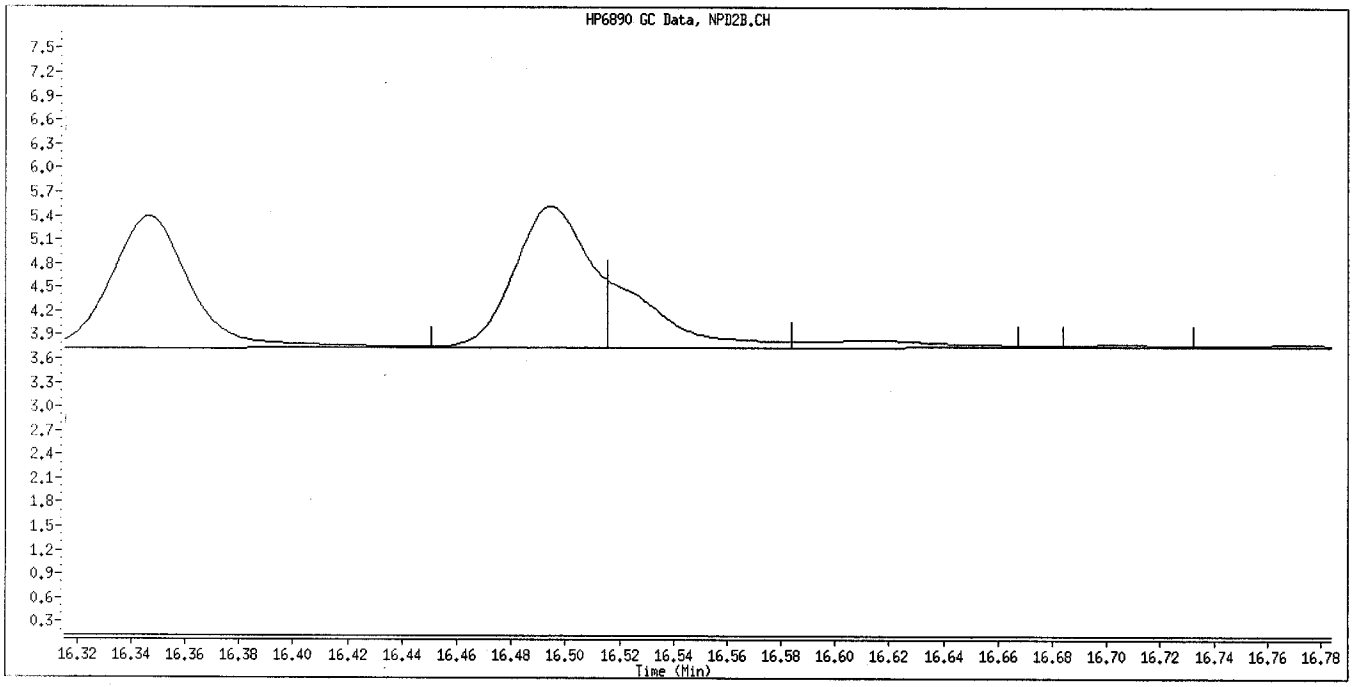

Manual Integration

Manually Integrated By: williamst
Manual Integration Reason: Baseline Event

r03\Public\chem\GCS\GC_D2.i\0623091.B/043F4301.D
Report Date: 06/29/2009

CONTINUING CALIBRATION COMPOUNDS
PERCENT DRIFT REPORT

Instrument ID: GC_D2.i
Lab File ID: 043F4301.D
Analysis Type: NONE

Injection Date: 24-JUN-2009 13:00
Lab Sample ID: OPP L5 GSV0635
Method File: \\DenSvr03\Public\chem\GCS\GC_D2.

	COMPOUND	EXPECTED CONC.	MEASURED CONC.	%D	MAX %D	
1	o,o,o-TEPT	3.0000	2.1343	28.9	15.0	<-
2	Dichlorvos	3.0000	3.0951	3.2	15.0	
3	Mevinphos	3.0000	3.1135	3.8	15.0	
4	Chlormefos	3.0000	2.5523	14.9	15.0	
5	Thionazin	3.0000	2.8231	5.9	15.0	
6	Demeton-O	0.9750	0.7715	20.9	15.0	<-
7	Ethoprop	3.0000	2.5649	14.5	15.0	
8	Naled	3.0000	2.6639	11.2	15.0	
9	Sulfotepp	3.0000	2.7593	8.0	15.0	
10	Phorate	3.0000	2.6379	12.1	15.0	
11	Dimethoate	3.0000	2.6661	11.1	15.0	
12	Demeton-S	2.0400	1.7522	14.1	15.0	
13	Simazine	3.0000	2.3170	22.8	15.0	<-
14	Atrazine	3.0000	3.5317	17.7	15.0	<-
15	propazine	3.0000	2.7927	6.9	15.0	
17	Disulfoton	3.0000	2.8236	5.9	15.0	
16	Diazinon	3.0000	2.6747	10.8	15.0	
18	Methyl Parathion	3.0000	2.8307	5.6	15.0	
19	Ronnel	3.0000	2.8189	6.0	15.0	
20	Malathion	3.0000	2.8943	3.5	15.0	
21	Fenthion	3.0000	2.8725	4.2	15.0	
22	Parathion	3.0000	2.7642	7.9	15.0	
23	Chlorpyrifos	3.0000	2.7738	7.5	15.0	
24	Trichloronate	3.0000	2.7269	9.1	15.0	
25	Anilazine	3.0000	2.9705	1.0	15.0	
148	Merphos-A (Merphos)	3.0000	2.6224	12.6	999.0	
26	Tetrachlorvinphos (Stirophos)	3.0000	2.6245	12.5	15.0	
28	Tokuthion	3.0000	2.5060	16.5	15.0	<-
149	Merphos-B (Merphos Oxone)	3.0000	3.4818	16.1	999.0	
29	Carbophenothion-methyl	3.0000	2.6429	11.9	15.0	
29	Fensulfothion	3.0000	3.8894	29.6	15.0	<-
30	Bolstar / Famphur	6.0000	5.4164	9.7	15.0	
32	Carbophenothion	3.0000	2.7508	8.3	15.0	
31	Triphenyl phosphate	3.0000	3.2952	9.8	15.0	
34	Phosmet	3.0000	2.6891	10.4	15.0	
32	EPN	3.0000	2.5865	13.8	15.0	
33	Azinphos-methyl	3.0000	2.6602	11.3	15.0	
35	Azinphos-ethyl	3.0000	2.6424	11.9	15.0	
36	Coumaphos	3.0000	2.6317	12.3	15.0	

r03\Public\chem\GCS\GC_D2.i\0623091.B/043F4301.D
Report Date: 06/29/2009

CONTINUING CALIBRATION COMPOUNDS
PERCENT DRIFT REPORT

Instrument ID: GC_D2.i
Lab File ID: 043F4301.D
Analysis Type: NONE

Injection Date: 24-JUN-2009 13:00
Lab Sample ID: OPP L5 GSV0635
Method File: \\DenSvr03\Public\chem\GCS\GC_D2.

COMPOUND	EXPECTED CONC.	MEASURED CONC.	%D	MAX %D	
27 Merphos	3.0000	2.7506	8.3	15.0	
40 Total Demeton	3.0000	2.5237	15.9	15.0	<-

Average %D = 11.4

TestAmerica

Data file : \\DenSvr03\Public\chem\GCS\GC_D2.i\0623091.B\043F4301.D
Lab Smp Id: OPP L5 GSV0635 Client Smp ID: OPP L5 GSV0635
Inj Date : 24-JUN-2009 13:00
Operator : MPK/TLW Inst ID: GC_D2.i
Smp Info : OPP L5 GSV0635
Misc Info : IS - GSV0633-09
Comment :
Method : \\DenSvr03\Public\chem\GCS\GC_D2.i\0623091.B\8141A-1.m
Meth Date : 29-Jun-2009 17:37 GC_D2.i Quant Type: ISTD
Cal Date : 23-JUN-2009 21:29 Cal File: 009F0901.D
Als bottle: 43 Continuing Calibration Sample
Dil Factor: 1.00000
Integrator: Falcon Compound Sublist: 8141A.sub
Target Version: 4.14
Processing Host: DENPC075

	Compounds	RT	EXP RT	REL RT	RESPONSE	AMOUNTS CAL-AMT (ug/mL)	AMOUNTS ON-COL (ug/mL)
	1 o,o,o-TEPT	3.253	3.254	(0.182)	726248	3.00000	2.134
	2 Dichlorvos	4.071	4.074	(0.228)	700863	3.00000	3.095
	3 Mevinphos	5.736	5.739	(0.321)	391452	3.00000	3.113
$	4 Chlormefos	5.833	5.836	(0.327)	667750	3.00000	2.552
	5 Thionazin	7.505	7.507	(0.421)	673129	3.00000	2.823
	6 Demeton-O	7.646	7.649	(0.429)	190263	0.97500	0.7715
	7 Ethoprop	7.848	7.852	(0.440)	582111	3.00000	2.565
	8 Naled	8.055	8.057	(0.451)	194713	3.00000	2.664
*	9 Tributylphosphate	8.113	8.135	(1.000)	462114	2.00000	
	10 Sulfotepp	8.440	8.442	(0.473)	864967	3.00000	2.759
	11 Phorate	8.530	8.532	(0.478)	577716	3.00000	2.638
	12 Dimethoate	8.655	8.659	(0.485)	737558	3.00000	2.666
	13 Demeton-S	8.840	8.846	(0.495)	350695	2.04000	1.752
	14 Simazine	8.923	8.924	(0.500)	191373	3.00000	2.317
	15 Atrazine	9.091	9.094	(0.509)	363738	3.00000	3.532
	16 propazine	9.238	9.241	(0.518)	256503	3.00000	2.793
	17 Disulfoton	9.868	9.869	(0.553)	425029	3.00000	2.824
	18 Diazinon	9.901	9.902	(0.555)	635017	3.00000	2.675
	19 Methyl Parathion	10.715	10.717	(0.600)	453357	3.00000	2.831
	20 Ronnel	11.240	11.241	(0.630)	438529	3.00000	2.819
	21 Malathion	11.800	11.804	(0.661)	415902	3.00000	2.894
	22 Fenthion	11.931	11.932	(0.669)	443536	3.00000	2.872
	23 Parathion	12.020	12.019	(0.674)	466804	3.00000	2.764
	24 Chlorpyrifos	12.066	12.067	(0.676)	531311	3.00000	2.774
	25 Trichloronate	12.495	12.496	(0.700)	493203	3.00000	2.727
	26 Anilazine	12.813	12.817	(0.718)	25100	3.00000	2.970
	27 Merphos-A (Merphos)	13.196	13.199	(0.740)	368461	3.00000	2.622
	28 Tetrachlorvinphos (Stirophos)	13.820	13.824	(0.774)	292597	3.00000	2.624
	29 Tokuthion	14.448	14.449	(0.810)	447377	3.00000	2.506
	30 Merphos-B (Merphos Oxone)	14.650	14.651	(0.821)	154415	3.00000	3.482
	31 Carbophenothion-methyl	15.235	15.239	(0.854)	358378	3.00000	2.643
	32 Fensulfothion	15.358	15.361	(0.861)	503136	3.00000	3.889
	33 Bolstar / Famphur	16.053	16.053	(0.900)	852628	6.00000	5.416

		Compounds	RT	EXP RT	REL RT	RESPONSE	AMOUNTS CAL-AMT (ug/mL)	AMOUNTS ON-COL (ug/mL)
	34	Carbophenothion	16.195	16.197	(0.908)	429426	3.00000	2.751
$	35	Triphenyl phosphate	16.711	16.712	(0.936)	408954	3.00000	3.295(A)
	36	Phosmet	16.963	16.963	(0.951)	382951	3.00000	2.689
	37	EPN	17.150	17.151	(0.961)	354494	3.00000	2.586
	38	Azinphos-methyl	17.478	17.480	(0.979)	406680	3.00000	2.660
*	39	TOCP	17.845	17.846	(1.000)	253506	2.00000	
	40	Azinphos-ethyl	17.925	17.926	(1.004)	429553	3.00000	2.642
	41	Coumaphos	18.365	18.366	(1.029)	344545	3.00000	2.632
S	42	Merphos				522876	3.00000	2.750
M	43	Total Demeton				540958	3.00000	2.524

QC Flag Legend

A - Target compound detected but, quantitated amount exceeded maximum amount.

TestAmerica

INTERNAL STANDARD COMPOUNDS
AREA AND RT SUMMARY

Instrument ID: GC_D2.i
Lab File ID: 043F4301.D
Lab Smp Id: OPP L5 GSV0635
Analysis Type: SV
Quant Type: ISTD
Operator: MPK/TLW
Method File: \\DenSvr03\Public\chem\GCS\GC_D2.i\0623091.B\8141A-1.m
Misc Info: IS - GSV0633-09

Calibration Date: 25-JUN-2009
Calibration Time: 10:34
Client Smp ID: OPP L5 GSV0635
Level:
Sample Type:

		AREA LIMIT			
COMPOUND	STANDARD	LOWER	UPPER	SAMPLE	%DIFF
9 Tributylphosphate	582972	291486	1165944	462114	-20.73
39 TOCP	318511	159256	637022	253506	-20.41

		RT LIMIT			
COMPOUND	STANDARD	LOWER	UPPER	SAMPLE	%DIFF
9 Tributylphosphate	8.13	7.63	8.63	8.11	-0.16
39 TOCP	17.85	17.35	18.35	17.85	-0.04

AREA UPPER LIMIT = +100% of internal standard area.
AREA LOWER LIMIT = - 50% of internal standard area.
RT UPPER LIMIT = + 0.50 minutes of internal standard RT.
RT LOWER LIMIT = - 0.50 minutes of internal standard RT.



Data File: \\DenSvr03\Public\chem\GCS\GC_D2.i\0623091.B\043F4301.D
Date : 24-JUN-2009 13:00
Client ID: OPP L5 GSV0635
Sample Info: OPP L5 GSV0635
Column phase: RTx-1MS
Instrument: GC_D2.i
Operator: MPK/TLW
Column diameter: 0.32
\\DenSvr03\Public\chem\GCS\GC_D2.i\0623091.B\043F4301.D

\\DenSvr03\Public\chem\GCS\GC_D2.i\0623092.B/043F4301.D
Report Date: 06/25/2009

CONTINUING CALIBRATION COMPOUNDS
PERCENT DRIFT REPORT

Instrument ID: GC_D2.i
Lab File ID: 043F4301.D
Analysis Type: NONE

Injection Date: 24-JUN-2009 13:00
Lab Sample ID: OPP L5 GSV0635
Method File: \\DenSvr03\Public\chem\GCS\GC_D2.

	COMPOUND	EXPECTED CONC.	MEASURED CONC.	%D	MAX %D	
1	o,o,o-TEPT	3.0000	2.1012	30.0	15.0	<-
2	Dichlorvos	3.0000	1.8812	37.3	15.0	<-
3	Chlormefos	3.0000	2.1814	27.3	15.0	<-
4	Mevinphos	3.0000	2.1615	28.0	15.0	<-
5	Demeton-O	0.9750	0.7816	19.8	15.0	<-
6	Thionazin	3.0000	2.1345	28.9	15.0	<-
7	Ethoprop	3.0000	2.3115	23.0	15.0	<-
8	Phorate	3.0000	2.1991	26.7	15.0	<-
10	Naled	3.0000	2.2664	24.5	15.0	<-
146	Sulfotepp	3.0000	2.1916	26.9	15.0	<-
10	Simazine	3.0000	1.8527	38.2	15.0	<-
12	Diazinon	3.0000	2.2054	26.5	15.0	<-
150	Atrazine	3.0000	1.9862	33.8	15.0	<-
13	Propazine	3.0000	1.1687	61.0	15.0	<-
14	Disulfoton	3.0000	2.2310	25.6	15.0	<-
15	Demeton-S	2.0400	2.3826	16.8	15.0	<-
16	Dimethoate	3.0000	2.1792	27.4	15.0	<-
17	Ronnel	3.0000	2.1756	27.5	15.0	<-
148	Merphos-A (Merphos)	3.0000	2.1863	27.1	999.0	
18	Chlorpyrifos	3.0000	2.1957	26.8	15.0	<-
19	Fenthion	3.0000	2.0859	30.5	15.0	<-
20	Trichloronate	3.0000	2.2321	25.6	15.0	<-
21	Anilazine	3.0000	4.5740	52.5	15.0	<-
23	Methyl Parathion	3.0000	2.5535	14.9	15.0	
24	Malathion	3.0000	2.2868	23.8	15.0	<-
25	Tokuthion	3.0000	2.0989	30.0	15.0	<-
26	Parathion	3.0000	2.1726	27.6	15.0	<-
149	Merphos-B (Merphos Oxone)	3.0000	2.5739	14.2	999.0	
27	Tetrachlorvinphos (stirophos)	3.0000	2.2438	25.2	15.0	<-
28	Carbophenothion methyl	3.0000	2.4329	18.9	15.0	<-
28	Bolstar	3.0000	2.2956	23.5	15.0	<-
30	Carbophenothion	3.0000	2.1624	27.9	15.0	<-
29	Triphenyl phosphate	3.0000	2.0841	30.5	15.0	<-
30	Fensulfothion	3.0000	2.5872	13.8	15.0	
35	Phosmet / EPN	6.0000	4.6148	23.1	15.0	<-
33	Famphur	3.0000	2.2967	23.4	15.0	<-
34	Azinphos-methyl	3.0000	2.0758	30.8	15.0	<-
35	Azinphos-ethyl	3.0000	2.1705	27.6	15.0	<-
36	Coumaphos	3.0000	2.0514	31.6	15.0	<-

\\DenSvr03\Public\chem\GCS\GC_D2.i\0623092.B/043F4301.D
Report Date: 06/25/2009

CONTINUING CALIBRATION COMPOUNDS
PERCENT DRIFT REPORT

Instrument ID: GC_D2.i
Lab File ID: 043F4301.D
Analysis Type: NONE

Injection Date: 24-JUN-2009 13:00
Lab Sample ID: OPP L5 GSV0635
Method File: \\DenSvr03\Public\chem\GCS\GC_D2.

COMPOUND	EXPECTED CONC.	MEASURED CONC.	%D	MAX %D	
22 Merphos	3.0000	1.9469	35.1	15.0	<-
40 Total Demeton	3.0000	3.1642	5.5	15.0	

Average %D = 27.3

TestAmerica

Data file : \\DenSvr03\Public\chem\GCS\GC_D2.i\0623092.B\043F4301.D
Lab Smp Id: OPP L5 GSV0635 Client Smp ID: OPP L5 GSV0635
Inj Date : 24-JUN-2009 13:00
Operator : MPK/TLW Inst ID: GC_D2.i
Smp Info : OPP L5 GSV0635
Misc Info :
Comment :
Method : \\DenSvr03\Public\chem\GCS\GC_D2.i\0623092.B\8141A-2.m
Meth Date : 25-Jun-2009 12:50 GC_D2.i Quant Type: ISTD
Cal Date : 23-JUN-2009 19:40 Cal File: 005F0501.D
Als bottle: 43 Continuing Calibration Sample
Dil Factor: 1.00000
Integrator: Falcon Compound Sublist: 8141A.sub
Target Version: 4.14
Processing Host: DENPC075

	Compounds	RT	EXP RT	REL RT	RESPONSE	AMOUNTS CAL-AMT (ug/mL)	AMOUNTS ON-COL (ug/mL)
	1 o,o,o-TEPT	4.728	4.730	(0.251)	673469	3.00000	2.101
	2 Dichlorvos	6.547	6.547	(0.348)	499324	3.00000	1.881
$	3 Chlormefos	7.383	7.385	(0.392)	569169	3.00000	2.181
	4 Mevinphos	9.235	9.237	(0.491)	416106	3.00000	2.161
	5 Demeton-O	9.735	9.735	(0.517)	133122	0.97500	0.7816
	6 Thionazin	9.985	9.985	(0.531)	562688	3.00000	2.134
	7 Ethoprop	10.502	10.504	(0.558)	436240	3.00000	2.311
	8 Phorate	10.538	10.540	(0.560)	508357	3.00000	2.199
	9 Naled	10.942	10.942	(0.581)	170072	3.00000	2.266
	10 Sulfotepp	11.018	11.019	(0.586)	758793	3.00000	2.192(A)
*	11 Tributylphosphate	11.118	11.125	(1.000)	396443	2.00000	
	12 Simazine	11.402	11.402	(0.606)	92401	3.00000	1.853(A)
	13 Diazinon	11.543	11.544	(0.613)	418526	3.00000	2.205
	14 Atrazine	11.585	11.585	(0.616)	174678	3.00000	1.986(A)
	15 Propazine	11.748	11.750	(0.624)	87823	3.00000	1.169
	16 Disulfoton	12.050	12.052	(0.640)	403441	3.00000	2.231
	17 Demeton-S	12.127	12.129	(0.644)	507836	2.04000	2.383
	18 Dimethoate	13.283	13.285	(0.706)	546862	3.00000	2.179
	19 Ronnel	13.590	13.590	(0.722)	371590	3.00000	2.176
	20 Merphos-A (Merphos)	13.692	13.690	(1.231)	294098	3.00000	2.186(A)
	21 Chlorpyrifos	14.412	14.412	(0.766)	381051	3.00000	2.196
	22 Fenthion	14.663	14.664	(0.779)	351105	3.00000	2.086
	23 Trichloronate	14.710	14.712	(0.782)	461573	3.00000	2.232
	24 Anilazine	15.212	15.214	(0.808)	47748	3.00000	4.574
	25 Methyl Parathion	15.520	15.522	(0.825)	451145	3.00000	2.553(A)
	26 Malathion	15.725	15.729	(0.836)	385628	3.00000	2.287
	27 Tokuthion	16.347	16.347	(0.869)	380250	3.00000	2.099
	28 Parathion	16.493	16.495	(0.876)	383164	3.00000	2.173(M)
	29 Merphos-B (Merphos Oxone)	16.515	16.517	(1.485)	141860	3.00000	2.574(AM)
	30 Tetrachlorvinphos (stirophos)	16.977	16.979	(0.902)	267424	3.00000	2.244
	31 Carbophenothion methyl	17.083	17.082	(0.908)	382658	3.00000	2.433
	32 Bolstar	17.442	17.442	(0.927)	362577	3.00000	2.296
	33 Carbophenothion	17.523	17.524	(0.931)	370741	3.00000	2.162(A)

	Compounds	RT	EXP RT	REL RT	RESPONSE	AMOUNTS CAL-AMT (ug/mL)	AMOUNTS ON-COL (ug/mL)
$	34 Triphenyl phosphate	18.282	18.280	(0.971)	282141	3.00000	2.084
	35 Fensulfothion	18.560	18.559	(0.986)	294688	3.00000	2.587
*	36 TOCP	18.818	18.815	(1.000)	265247	2.00000	
	37 Phosmet / EPN	18.912	18.907	(1.005)	609978	6.00000	4.615
	38 Famphur	19.015	19.010	(1.010)	395605	3.00000	2.297
	39 Azinphos-methyl	19.152	19.145	(1.018)	332188	3.00000	2.076
	40 Azinphos-ethyl	19.372	19.364	(1.029)	324455	3.00000	2.170
	41 Coumaphos	20.355	20.345	(1.082)	250714	3.00000	2.051
S	42 Merphos				435958	3.00000	1.947
M	43 Total Demeton				640958	3.00000	3.164

QC Flag Legend

A - Target compound detected but, quantitated amount exceeded maximum amount.
M - Compound response manually integrated.

TestAmerica

INTERNAL STANDARD COMPOUNDS
AREA AND RT SUMMARY

Instrument ID: GC_D2.i
Lab File ID: 043F4301.D
Lab Smp Id: OPP L5 GSV0635
Analysis Type: SV
Quant Type: ISTD
Operator: MPK/TLW
Method File: \\DenSvr03\Public\chem\GCS\GC_D2.i\0623092.B\8141A-2.m
Misc Info:

Calibration Date: 24-JUN-2009
Calibration Time: 05:41
Client Smp ID: OPP L5 GSV0635
Level:
Sample Type:

COMPOUND	STANDARD	AREA LIMIT LOWER	AREA LIMIT UPPER	SAMPLE	%DIFF
11 Tributylphosphate	348689	174345	697378	396443	13.70
36 TOCP	216057	108029	432114	265247	22.77

COMPOUND	STANDARD	RT LIMIT LOWER	RT LIMIT UPPER	SAMPLE	%DIFF
11 Tributylphosphate	11.12	10.62	11.62	11.12	-0.02
36 TOCP	18.82	18.32	19.32	18.82	0.02

AREA UPPER LIMIT = +100% of internal standard area.
AREA LOWER LIMIT = - 50% of internal standard area.
RT UPPER LIMIT = + 0.50 minutes of internal standard RT.
RT LOWER LIMIT = - 0.50 minutes of internal standard RT.

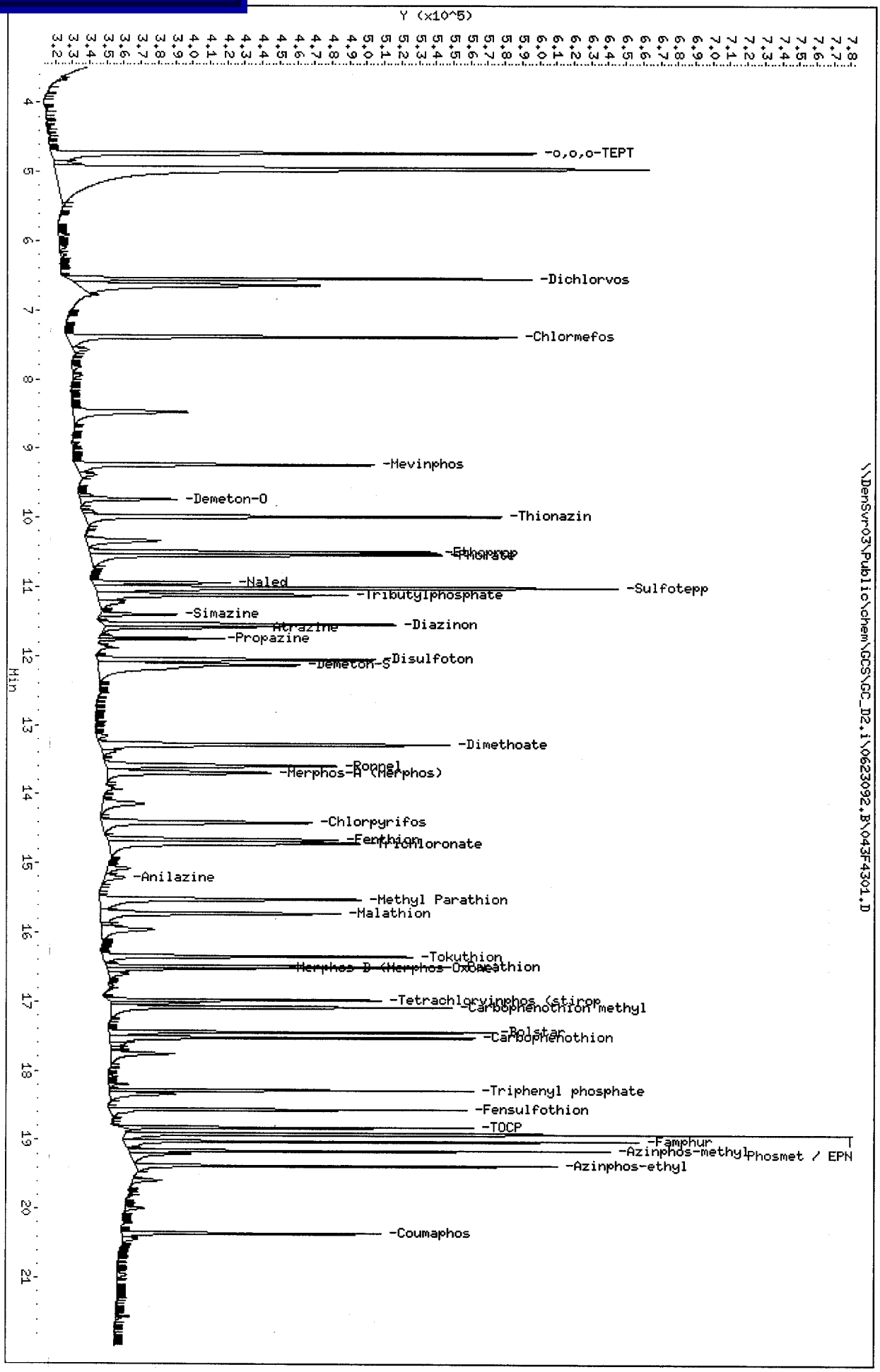

Data File: \\DenSvr03\Public\chem\GCS\GC_D2.i\0623092.B\043F4301.D
Date : 24-JUN-2009 13:00
Client ID: OPP L5 GSV0635
Sample Info: OPP L5 GSV0635
Column phase: RTx-OPPest
Instrument: GC_D2.i
Operator: MPK/TLW
Column diameter: 0.32
Phosmet / EPN
Page 4

Data File Name: 043F4301.D
Inj. Date and Time: 24-JUN-2009 13:00
Instrument ID: GC_D2.i
Client ID: OPP L5 GSV0635
Compound Name: Parathion
CAS #:

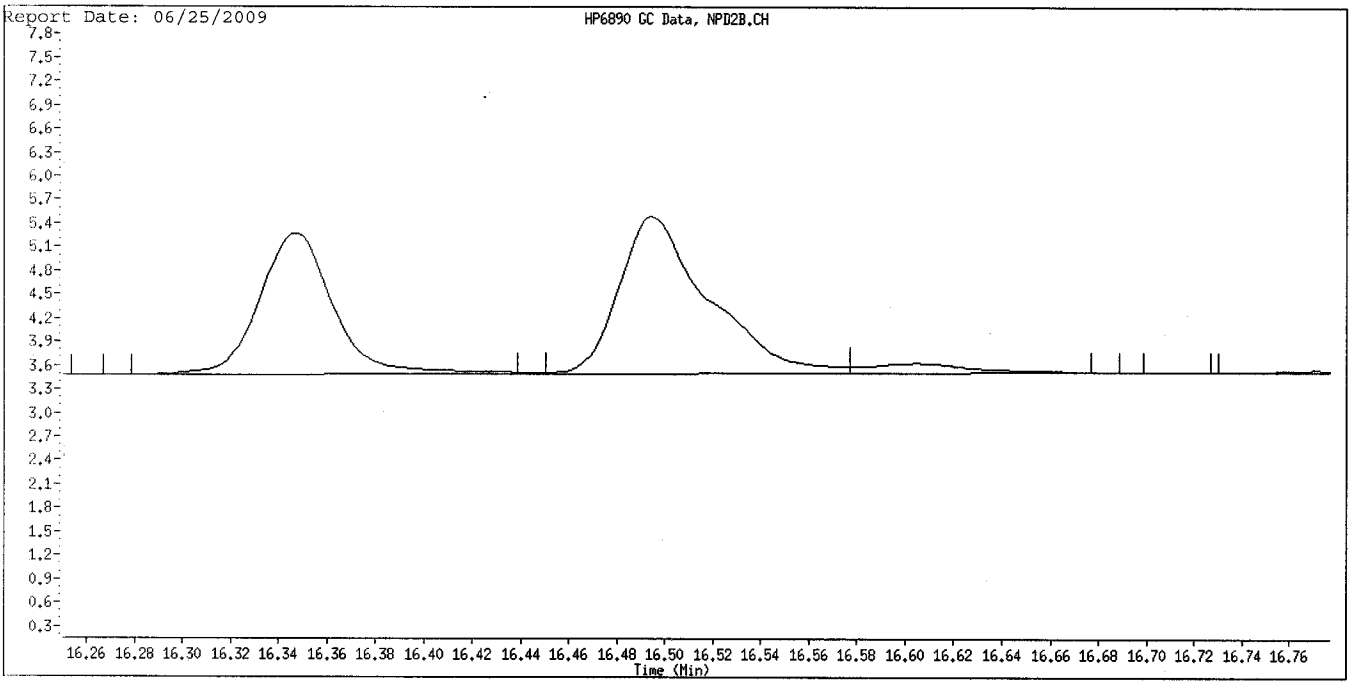

Original Integration

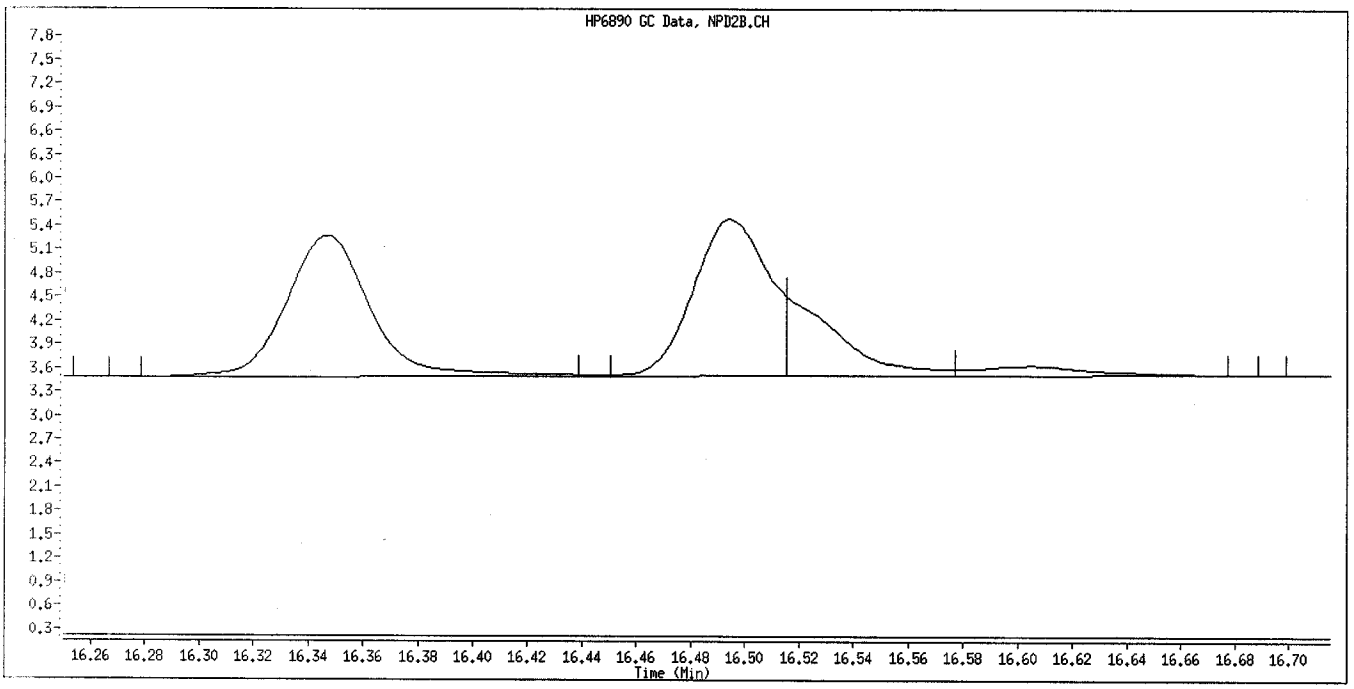

Manual Integration

Manually Integrated By: williamst
Manual Integration Reason: Baseline Event

Inj. Date and Time: 24-JUN-2009 13:00
Instrument ID: GC_D2.i
Client ID: OPP L5 GSV0635
Compound Name: Merphos-B (Merphos Oxone)
CAS #:
Report Date: 06/25/2009

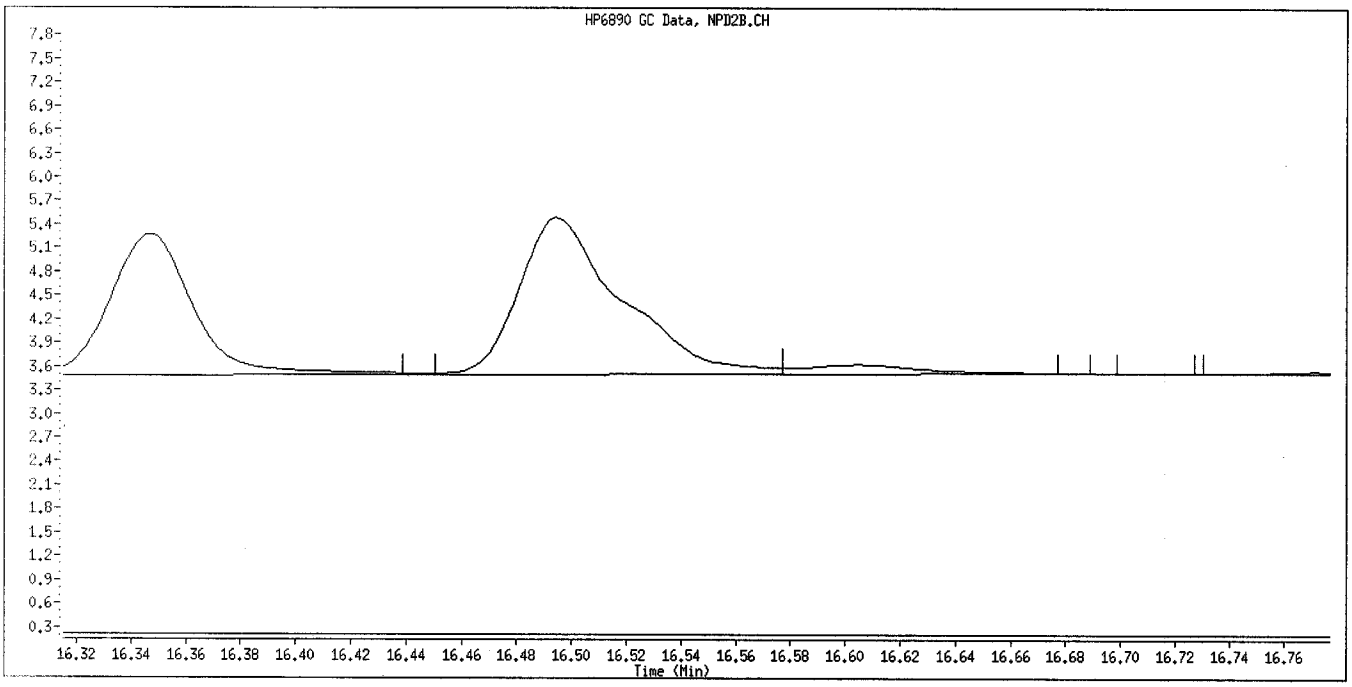

Original Integration

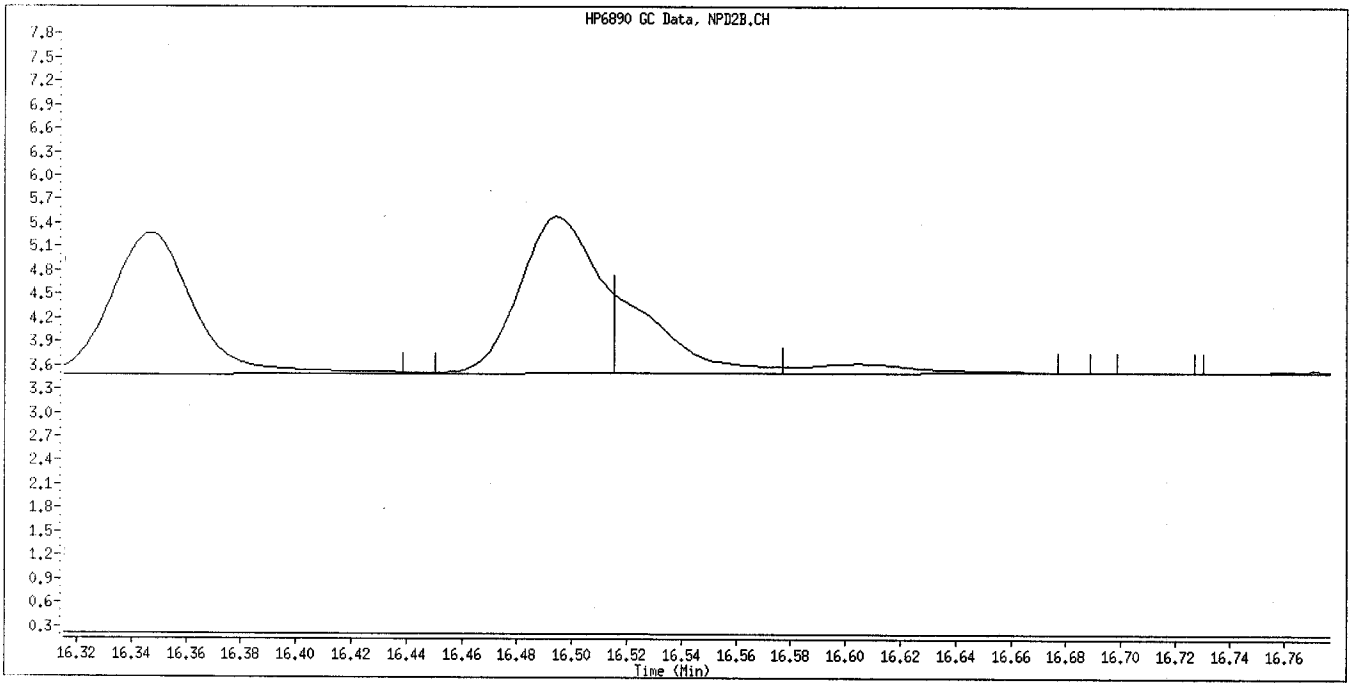

Manual Integration

Manually Integrated By: williamst
Manual Integration Reason: Baseline Event

GC SEMIVOLATILE SAMPLE DATA

TestAmerica

THE LEADER IN ENVIRONMENTAL TESTING

TestAmerica

Data file : \\DenSvr03\Public\chem\GCS\GC_D2.i\0623091.B\028F2801.D
Lab Smp Id: LFARC1AA Client Smp ID: BLANK
Inj Date : 24-JUN-2009 06:09
Operator : MPK/TLW Inst ID: GC_D2.i
Smp Info : LFARC1AA,MB
Misc Info : IS - GSV0633-09
Comment :
Method : \\DenSvr03\Public\chem\GCS\GC_D2.i\0623091.B\8141A-1.m
Meth Date : 25-Jun-2009 11:33 GC_D2.i Quant Type: ISTD
Cal Date : 23-JUN-2009 21:29 Cal File: 009F0901.D
Als bottle: 28 QC Sample: BLANK
Dil Factor: 1.00000
Integrator: Falcon Compound Sublist: 8141A.sub
Target Version: 4.14
Processing Host: DENPC075

Concentration Formula: Amt * DF * Vf / Vs * CpndVariable

Name	Value	Description
DF	1.000	Dilution Factor
Vf	2000.000	Final Extract Volume (uL)
Vs	1000.000	Volume of Sample extracted (mL)
Cpnd Variable		Local Compound Variable

	Compounds	RT	EXP RT	REL RT	RESPONSE	CONCENTRATIONS ON-COLUMN (ug/mL)	CONCENTRATIONS FINAL (ug/L)
	1 o,o,o-TEPT	Compound Not Detected.					
	2 Dichlorvos	Compound Not Detected.					
	3 Mevinphos	Compound Not Detected.					
$	4 Chlormefos	5.839	5.836	(0.327)	131592	0.60690	1.214
	5 Thionazin	Compound Not Detected.					
	6 Demeton-O	Compound Not Detected.					
	7 Ethoprop	Compound Not Detected.					
	8 Naled	8.037	8.057	(0.450)	91	0.14491	0.2898 NOT a Peak
*	9 Tributylphosphate	8.127	8.135	(1.000)	296352	2.00000	
	10 Sulfotepp	Compound Not Detected.					
	11 Phorate	Compound Not Detected.					
	12 Dimethoate	Compound Not Detected.					
	13 Demeton-S	Compound Not Detected.					
	14 Simazine	Compound Not Detected.					
	15 Atrazine	Compound Not Detected.					
	16 propazine	Compound Not Detected.					
	17 Disulfoton	Compound Not Detected.					
	18 Diazinon	Compound Not Detected.					
	19 Methyl Parathion	Compound Not Detected.					
	20 Ronnel	Compound Not Detected.					
	21 Malathion	Compound Not Detected.					
	22 Fenthion	Compound Not Detected.					

		Compounds	RT	EXP RT	REL RT	RESPONSE	CONCENTRATIONS ON-COLUMN (ug/mL)	CONCENTRATIONS FINAL (ug/L)
	23	Parathion	Compound Not Detected.					
	24	Chlorpyrifos	Compound Not Detected.					
	25	Trichloronate	Compound Not Detected.					
	26	Anilazine	Compound Not Detected.					
	27	Merphos-A (Merphos)	13.187	13.199	(0.739)	368	0.00316	0.006321
	28	Tetrachlorvinphos (Stirophos)	13.820	13.824	(0.775)	67	7e-004	0.001450
	29	Tokuthion	Compound Not Detected.					
	30	Merphos-B (Merphos Oxone)	Compound Not Detected.					
	31	Carbophenothion-methyl	Compound Not Detected.					
	32	Fensulfothion	Compound Not Detected.					
	33	Bolstar / Famphur	Compound Not Detected.					
	34	Carbophenothion	Compound Not Detected.					
$	35	Triphenyl phosphate	16.710	16.712	(0.936)	95168	0.89905	1.798
	36	Phosmet	Compound Not Detected.					
	37	EPN	Compound Not Detected.					
	38	Azinphos-methyl	Compound Not Detected.					
*	39	TOCP	17.844	17.846	(1.000)	210092	2.00000	
	40	Azinphos-ethyl	Compound Not Detected.					
	41	Coumaphos	Compound Not Detected.					
S	42	Merphos	Compound Not Detected.					
M	43	Total Demeton	Compound Not Detected.					

TestAmerica

INTERNAL STANDARD COMPOUNDS
AREA AND RT SUMMARY

Instrument ID: GC_D2.i
Lab File ID: 028F2801.D
Lab Smp Id: LFARC1AA
Analysis Type: SV
Quant Type: ISTD
Operator: MPK/TLW
Calibration Date: 24-JUN-2009
Calibration Time: 05:41
Client Smp ID: BLANK
Level: LOW
Sample Type: WATER
Method File: \\DenSvr03\Public\chem\GCS\GC_D2.i\0623091.B\8141A-1.m
Misc Info: IS - GSV0633-09

COMPOUND	STANDARD	AREA LIMIT LOWER	AREA LIMIT UPPER	SAMPLE	%DIFF
9 Tributylphosphate	383570	191785	767140	296352	-22.74
39 TOCP	214841	107421	429682	210092	-2.21

COMPOUND	STANDARD	RT LIMIT LOWER	RT LIMIT UPPER	SAMPLE	%DIFF
9 Tributylphosphate	8.12	7.62	8.62	8.13	0.09
39 TOCP	17.84	17.34	18.34	17.84	0.00

AREA UPPER LIMIT = +100% of internal standard area.
AREA LOWER LIMIT = - 50% of internal standard area.
RT UPPER LIMIT = + 0.50 minutes of internal standard RT.
RT LOWER LIMIT = - 0.50 minutes of internal standard RT.

TestAmerica

RECOVERY REPORT

Client Name: Client SDG: D9F190000
Sample Matrix: LIQUID Fraction: SV
Lab Smp Id: LFARC1AA Client Smp ID: BLANK
Level: LOW Operator: MPK/TLW
Data Type: GC DATA SampleType: BLANK
SpikeList File: fullDFCwater.spk Quant Type: ISTD
Sublist File: 8141A.sub
Method File: \\DenSvr03\Public\chem\GCS\GC_D2.i\0623091.B\8141A-1.m
Misc Info: IS - GSV0633-09

SURROGATE COMPOUND	CONC ADDED ug/L	CONC RECOVERED ug/L	% RECOVERED	LIMITS
$ 4 Chlormefos	2.000	1.214	60.69	48-114
$ 35 Triphenyl phosphat	2.000	1.798	89.91	50-150

Data File: \\DenSvr03\Public\chem\GCS\GC_D2.i\0623091.B\028F2801.D
Date : 24-JUN-2009 06:09
Client ID: BLANK
Sample Info: LFARC1AA,MB

Instrument: GC_D2.i

Operator: MPK/TLW
Column diameter: 0.32

Column phase: RTx-1MS

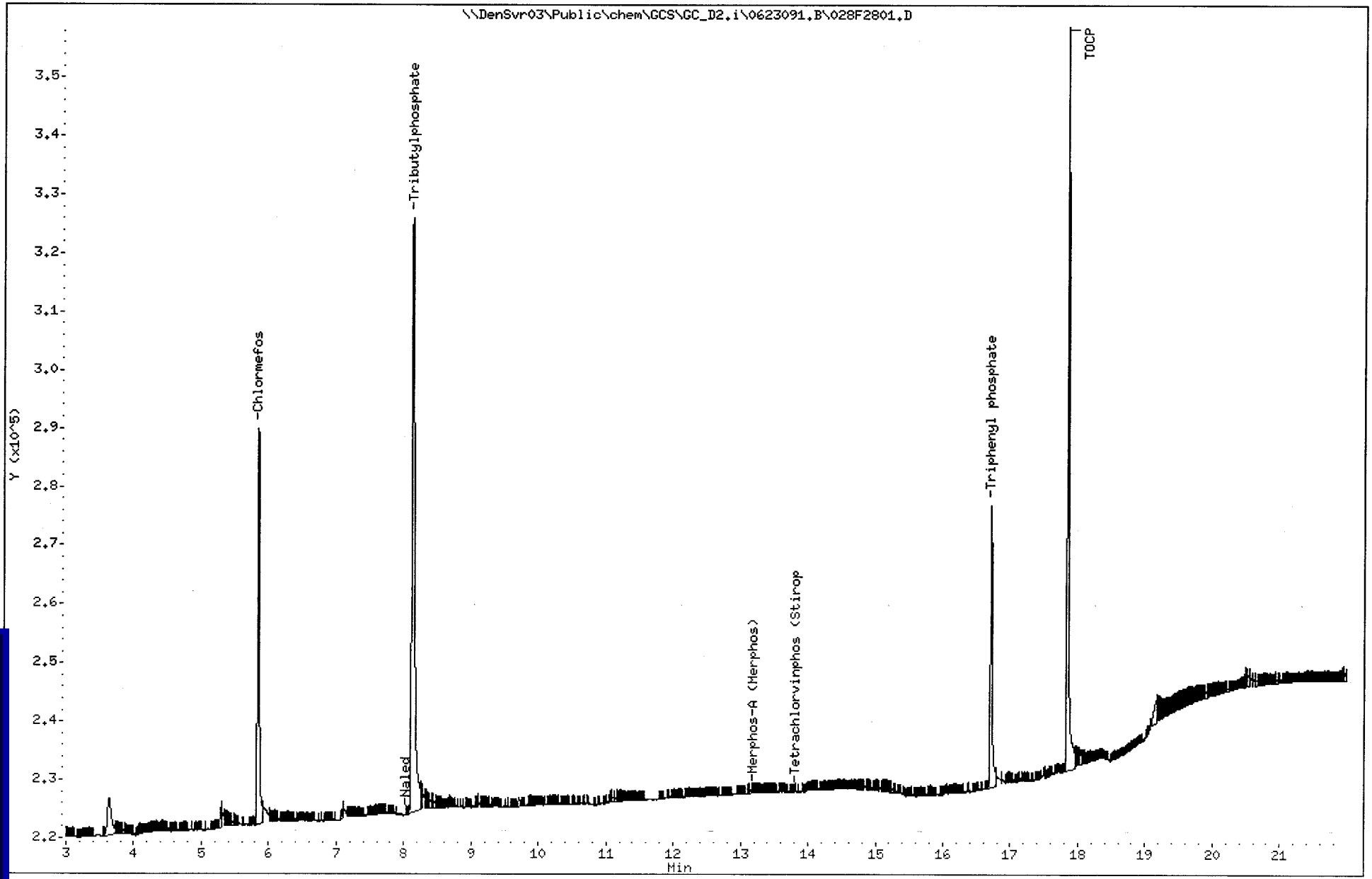

Table of Contents

TestAmerica

TestAmerica

Data file : \\DenSvr03\Public\chem\GCS\GC_D2.i\0623092.B\028F2801.D
Lab Smp Id: LFARC1AA Client Smp ID: BLANK
Inj Date : 24-JUN-2009 06:09
Operator : MPK/TLW Inst ID: GC_D2.i
Smp Info : LFARC1AA,MB
Misc Info :
Comment :
Method : \\DenSvr03\Public\chem\GCS\GC_D2.i\0623092.B\8141A-2.m
Meth Date : 25-Jun-2009 12:50 GC_D2.i Quant Type: ISTD
Cal Date : 23-JUN-2009 19:40 Cal File: 005F0501.D
Als bottle: 28 QC Sample: BLANK
Dil Factor: 1.00000
Integrator: Falcon Compound Sublist: 8141A.sub
Target Version: 4.14
Processing Host: DENPC075

Concentration Formula: Amt * DF * Vf / Vs * CpndVariable

Name	Value	Description
DF	1.000	Dilution Factor
Vf	2000.000	Final Extract Volume (uL)
Vs	1000.000	Volume of Sample Extracted (mL)
Cpnd Variable		Local Compound Variable

	Compounds	RT	EXP RT	REL RT	RESPONSE	CONCENTRATIONS ON-COLUMN (ug/mL)	CONCENTRATIONS FINAL (ug/L)
1	o,o,o-TEPT	Compound Not Detected.					
2	Dichlorvos	Compound Not Detected.					
$ 3	Chlormefos	7.386	7.385	(0.393)	126507	0.74381	1.488
4	Mevinphos	Compound Not Detected.					
5	Demeton-O	Compound Not Detected.					
6	Thionazin	Compound Not Detected.					
7	Ethoprop	Compound Not Detected.					
8	Phorate	Compound Not Detected.					
9	Naled	10.947	10.942	(0.582)	83	0.31146	0.6229
10	Sulfotepp	Compound Not Detected.					
* 11	Tributylphosphate	11.124	11.125	(1.000)	270261	2.00000	
12	Simazine	11.402	11.402	(0.606)	1347	0.04143	0.08287(aA)
13	Diazinon	Compound Not Detected.					
14	Atrazine	Compound Not Detected.					
15	Propazine	Compound Not Detected.					
16	Disulfoton	Compound Not Detected.					
17	Demeton-S	Compound Not Detected.					
18	Dimethoate	Compound Not Detected.					
19	Ronnel	Compound Not Detected.					
20	Merphos-A (Merphos)	13.719	13.690	(1.233)	270	0.00294	0.005888(aA)
21	Chlorpyrifos	Compound Not Detected.					
22	Fenthion	Compound Not Detected.					

	Compounds	RT	EXP RT	REL RT	RESPONSE	CONCENTRATIONS ON-COLUMN (ug/mL)	CONCENTRATIONS FINAL (ug/L)
23	Trichloronate	Compound Not Detected.					
24	Anilazine	Compound Not Detected.					
25	Methyl Parathion	Compound Not Detected.					
26	Malathion	15.719	15.729	(0.835)	328	0.00578	0.01157(a)
27	Tokuthion	Compound Not Detected.					
28	Parathion	16.491	16.495	(0.876)	53	5e-004	0.0009221(a)
29	Merphos-B (Merphos Oxone)	16.502	16.517	(1.483)	171	0.00455	0.009102(aA)
30	Tetrachlorvinphos (stirophos)	Compound Not Detected.					
31	Carbophenothion methyl	Compound Not Detected.					
32	Bolstar	Compound Not Detected.					
33	Carbophenothion	Compound Not Detected.					
$ 34	Triphenyl phosphate	18.281	18.280	(0.972)	84345	0.93602	1.872
35	Fensulfothion	Compound Not Detected.					
* 36	TOCP	18.816	18.815	(1.000)	172901	2.00000	
37	Phosmet / EPN	Compound Not Detected.					
38	Famphur	Compound Not Detected.					
39	Azinphos-methyl	Compound Not Detected.					
40	Azinphos-ethyl	Compound Not Detected.					
41	Coumaphos	Compound Not Detected.					
S 42	Merphos	Compound Not Detected.					
M 43	Total Demeton	Compound Not Detected.					

QC Flag Legend

a - Target compound detected but, quantitated amount Below Limit Of Quantitation(BLOQ).
A - Target compound detected but, quantitated amount exceeded maximum amount.

TestAmerica

INTERNAL STANDARD COMPOUNDS
AREA AND RT SUMMARY

Instrument ID: GC_D2.i
Lab File ID: 028F2801.D
Lab Smp Id: LFARC1AA
Analysis Type: SV
Quant Type: ISTD
Operator: MPK/TLW
Method File: \\DenSvr03\Public\chem\GCS\GC_D2.i\0623092.B\8141A-2.m
Misc Info:

Calibration Date: 24-JUN-2009
Calibration Time: 05:41
Client Smp ID: BLANK
Level: LOW
Sample Type: WATER

COMPOUND	STANDARD	AREA LIMIT LOWER	AREA LIMIT UPPER	SAMPLE	%DIFF
11 Tributylphosphate	348689	174345	697378	270261	-22.49
36 TOCP	216057	108029	432114	172901	-19.97

COMPOUND	STANDARD	RT LIMIT LOWER	RT LIMIT UPPER	SAMPLE	%DIFF
11 Tributylphosphate	11.12	10.62	11.62	11.12	0.04
36 TOCP	18.82	18.32	19.32	18.82	0.00

AREA UPPER LIMIT = +100% of internal standard area.
AREA LOWER LIMIT = - 50% of internal standard area.
RT UPPER LIMIT = + 0.50 minutes of internal standard RT.
RT LOWER LIMIT = - 0.50 minutes of internal standard RT.

TestAmerica

RECOVERY REPORT

Client Name: Client SDG: D9F190000
Sample Matrix: LIQUID Fraction: SV
Lab Smp Id: LFARC1AA Client Smp ID: BLANK
Level: LOW Operator: MPK/TLW
Data Type: GC DATA SampleType: BLANK
SpikeList File: fullDFCwater.spk Quant Type: ISTD
Sublist File: 8141A.sub
Method File: \\DenSvr03\Public\chem\GCS\GC_D2.i\0623092.B\8141A-2.m
Misc Info:

SURROGATE COMPOUND	CONC ADDED ug/L	CONC RECOVERED ug/L	% RECOVERED	LIMITS
$ 3 Chlormefos	2.000	1.488	74.38	48-114
$ 34 Triphenyl phosphat	2.000	1.872	93.60	50-150

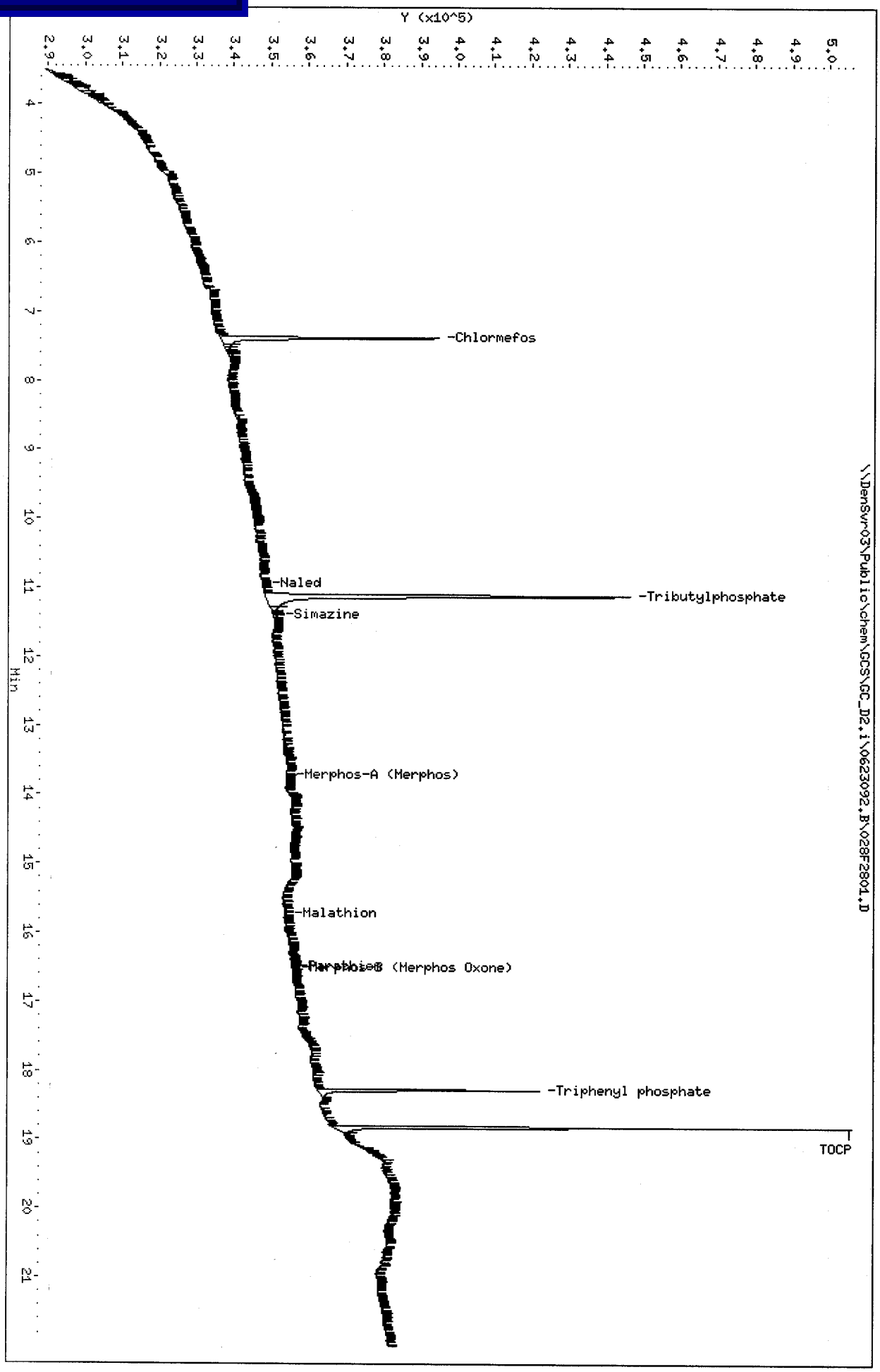

Data File: \\DenSvr03\Public\chem\GCS\GC_D2.i\0623092.B\028F2801.D
Date : 24-JUN-2009 06:09
Client ID: BLANK
Sample Info: LFARC1AA,MB
Column phase: RTx-OPPest

Instrument: GC_D2.i
Operator: MPK/TLW
Column diameter: 0.32

TestAmerica

Data file : \\DenSvr03\Public\chem\GCS\GC_D2.i\0623091.B\029F2901.D
Lab Smp Id: LFARC1AC Client Smp ID: LCS
Inj Date : 24-JUN-2009 06:36
Operator : MPK/TLW Inst ID: GC_D2.i
Smp Info : LFARC1AC,LCS
Misc Info : IS - GSV0633-09
Comment :
Method : \\DenSvr03\Public\chem\GCS\GC_D2.i\0623091.B\8141A-1.m
Meth Date : 25-Jun-2009 11:33 GC_D2.i Quant Type: ISTD
Cal Date : 23-JUN-2009 21:29 Cal File: 009F0901.D
Als bottle: 29 QC Sample: LCS
Dil Factor: 1.00000
Integrator: Falcon Compound Sublist: 8141A.sub
Target Version: 4.14
Processing Host: DENPC075

Concentration Formula: Amt * DF * Vf / Vs * CpndVariable

Name	Value	Description
DF	1.000	Dilution Factor
Vf	2000.000	Final Extract Volume (uL)
Vs	1000.000	Volume of Sample extracted (mL)
Cpnd Variable		Local Compound Variable

	Compounds	RT	EXP RT	REL RT	RESPONSE	CONCENTRATIONS ON-COLUMN (ug/mL)	CONCENTRATIONS FINAL (ug/L)
	1 o,o,o-TEPT	3.282	3.254	(0.184)	350541	1.34630	2.693
	2 Dichlorvos	4.089	4.074	(0.229)	265246	1.53082	3.062
	3 Mevinphos	5.747	5.739	(0.322)	133757	1.39151	2.783
$	4 Chlormefos	5.837	5.836	(0.327)	141085	0.70473	1.409
	5 Thionazin	7.507	7.507	(0.421)	284097	1.53229	3.064
	6 Demeton-O	7.649	7.649	(0.429)	197972	1.04759	2.095
	7 Ethoprop	7.852	7.852	(0.440)	260462	1.49981	3.000
	8 Naled	8.059	8.057	(0.452)	43071	0.87209	1.744
*	9 Tributylphosphate	8.120	8.135	(1.000)	302839	2.00000	
	10 Sulfotepp	8.440	8.442	(0.473)	339410	1.35991	2.720(R)
	11 Phorate	8.532	8.532	(0.478)	249763	1.45908	2.918
	12 Dimethoate	8.657	8.659	(0.485)	298417	1.40972	2.819
	13 Demeton-S	8.849	8.846	(0.496)	20997	0.13710	0.2742(R)
	14 Simazine	8.920	8.924	(0.500)	87529	1.44631	2.893
	15 Atrazine	9.090	9.094	(0.509)	100153	1.27832	2.557
	16 propazine	9.237	9.241	(0.518)	94830	1.36087	2.722
	17 Disulfoton	9.869	9.869	(0.553)	116870	0.98046	1.961
	18 Diazinon	9.902	9.902	(0.555)	322814	1.76056	3.521
	19 Methyl Parathion	10.715	10.717	(0.601)	187333	1.52860	3.057
	20 Ronnel	11.240	11.241	(0.630)	201073	1.67069	3.341
	21 Malathion	11.800	11.804	(0.661)	151620	1.35313	2.706
	22 Fenthion	11.930	11.932	(0.669)	184622	1.53303	3.066

	Compounds	RT	EXP RT	REL RT	RESPONSE	CONCENTRATIONS ON-COLUMN (ug/mL)	CONCENTRATIONS FINAL (ug/L)
	23 Parathion	12.017	12.019	(0.673)	199448	1.53201	3.064
	24 Chlorpyrifos	12.067	12.067	(0.676)	239911	1.61195	3.224
	25 Trichloronate	12.494	12.496	(0.700)	190091	1.36229	2.724
	26 Anilazine	12.817	12.817	(0.718)	19819	3.04902	6.098(R)
	27 Merphos-A (Merphos)	13.180	13.199	(0.739)	1285	0.01195	0.02390
	28 Tetrachlorvinphos (Stirophos)	13.819	13.824	(0.774)	141709	1.66113	3.322
	29 Tokuthion	14.449	14.449	(0.810)	207624	1.51989	3.040
	30 Merphos-B (Merphos Oxone)	14.647	14.651	(0.821)	200385	6.19199	12.38(A)
	31 Carbophenothion-methyl	Compound Not Detected.					
	32 Fensulfothion	15.360	15.361	(0.861)	159254	1.64588	3.292
	33 Bolstar / Famphur	16.052	16.053	(0.900)	411055	3.36853	6.737
	34 Carbophenothion	16.195	16.197	(0.908)	197321	1.62935	3.259
$	35 Triphenyl phosphate	16.710	16.712	(0.936)	77172	0.78409	1.568
	36 Phosmet	16.962	16.963	(0.951)	153266	1.39781	2.796
	37 EPN	17.149	17.151	(0.961)	160836	1.53363	3.067
	38 Azinphos-methyl	17.477	17.480	(0.979)	191430	1.61343	3.227
*	39 TOCP	17.844	17.846	(1.000)	193981	2.00000	
	40 Azinphos-ethyl	Compound Not Detected.					
	41 Coumaphos	18.364	18.366	(1.029)	156080	1.55802	3.116
S	42 Merphos				201670	1.35380	2.708
M	43 Total Demeton				218969	1.18469	2.369

QC Flag Legend

A - Target compound detected but, quantitated amount exceeded maximum amount.
R - Spike/Surrogate failed recovery limits.

TestAmerica

INTERNAL STANDARD COMPOUNDS
AREA AND RT SUMMARY

Instrument ID: GC_D2.i
Lab File ID: 029F2901.D
Lab Smp Id: LFARC1AC
Analysis Type: SV
Quant Type: ISTD
Operator: MPK/TLW
Method File: \\DenSvr03\Public\chem\GCS\GC_D2.i\0623091.B\8141A-1.m
Misc Info: IS - GSV0633-09

Calibration Date: 24-JUN-2009
Calibration Time: 05:41
Client Smp ID: LCS
Level: LOW
Sample Type: WATER

COMPOUND	STANDARD	AREA LIMIT LOWER	AREA LIMIT UPPER	SAMPLE	%DIFF
9 Tributylphosphate	383570	191785	767140	302839	-21.05
39 TOCP	214841	107421	429682	193981	-9.71

COMPOUND	STANDARD	RT LIMIT LOWER	RT LIMIT UPPER	SAMPLE	%DIFF
9 Tributylphosphate	8.12	7.62	8.62	8.12	0.01
39 TOCP	17.84	17.34	18.34	17.84	0.00

AREA UPPER LIMIT = +100% of internal standard area.
AREA LOWER LIMIT = - 50% of internal standard area.
RT UPPER LIMIT = + 0.50 minutes of internal standard RT.
RT LOWER LIMIT = - 0.50 minutes of internal standard RT.

TestAmerica

RECOVERY REPORT

Client Name: Client SDG: D9F190000
Sample Matrix: LIQUID Fraction: SV
Lab Smp Id: LFARC1AC Client Smp ID: LCS
Level: LOW Operator: MPK/TLW
Data Type: GC DATA SampleType: LCS
SpikeList File: fullDFCwater.spk Quant Type: ISTD
Sublist File: 8141A.sub
Method File: \\DenSvr03\Public\chem\GCS\GC_D2.i\0623091.B\8141A-1.m
Misc Info: IS - GSV0633-09

	SPIKE	COMPOUND	CONC ADDED ug/L	CONC RECOVERED ug/L	% RECOVERED	LIMITS
	1	o,o,o-TEPT	4.000	2.693	67.32	36-119
	2	Dichlorvos	4.000	3.062	76.54	50-120
	3	Mevinphos	4.000	2.783	69.58	35-108
$	4	Chlormefos	2.000	1.409	70.47	48-114
	5	Thionazin	4.000	3.064	76.61	65-116
	6	Demeton-O	2.792	2.095	75.04	36-119
	7	Ethoprop	4.000	3.000	74.99	65-108
	8	Naled	4.000	1.744	43.60	36-119
	10	Sulfotepp	4.000	2.720	68.00*	69-103
	11	Phorate	4.000	2.918	72.95	62-104
	12	Dimethoate	4.000	2.819	70.49	28-115
	13	Demeton-S	1.208	0.2742	22.70*	36-119
	14	Simazine	4.000	2.893	72.32	47-109
	15	Atrazine	4.000	2.557	63.92	36-119
	16	propazine	4.000	2.722	68.04	36-119
	18	Diazinon	4.000	3.521	88.03	36-119
	17	Disulfoton	4.000	1.961	49.02	36-119
	19	Methyl Parathion	4.000	3.057	76.43	68-119
	20	Ronnel	4.000	3.341	83.53	62-115
	21	Malathion	4.000	2.706	67.66	67-115
	22	Fenthion	4.000	3.066	76.65	36-119
	23	Parathion	4.000	3.064	76.60	36-119
	24	Chlorpyrifos	4.000	3.224	80.60	36-119
	25	Trichloronate	4.000	2.724	68.11	36-119
	26	Anilazine	4.000	6.098	152.45*	47-115
S	42	Merphos	4.000	2.708	67.69	36-119
	28	Tetrachlorvinphos	4.000	3.322	83.06	36-119
	29	Tokuthion	4.000	3.040	75.99	36-119
	31	Carbophenothion-m	4.000	0.0000	*	36-119
	32	Fensulfothion	4.000	3.292	82.29	61-115
	33	Bolstar / Famphur	8.000	6.737	84.21	36-119
	34	Carbophenothion	4.000	3.259	81.47	36-119
$	35	Triphenyl phosphat	2.000	1.568	78.41	50-150
	36	Phosmet	4.000	2.796	69.89	36-119
	37	EPN	4.000	3.067	76.68	36-119
	38	Azinphos-methyl	4.000	3.227	80.67	55-115
	40	Azinphos-ethyl	4.000	0.0000	*	36-119
	41	Coumaphos	4.000	3.116	77.90	62-115
M	43	Total Demeton	4.000	2.369	59.23	47-115

TestAmerica

RECOVERY REPORT

Client Name: Client SDG: D9F190000
Sample Matrix: LIQUID Fraction: SV
Lab Smp Id: LFARC1AC Client Smp ID: LCS
Level: LOW Operator: MPK/TLW
Data Type: GC DATA SampleType: LCS
SpikeList File: fullDFCwater.spk Quant Type: ISTD
Sublist File: 8141A.sub
Method File: \\DenSvr03\Public\chem\GCS\GC_D2.i\0623091.B\8141A-1.m
Misc Info: IS - GSV0633-09

SURROGATE COMPOUND	CONC ADDED ug/L	CONC RECOVERED ug/L	% RECOVERED	LIMITS
$ 4 Chlormefos	2.000	1.409	70.47	48-114
$ 35 Triphenyl phosphat	2.000	1.568	78.41	50-150



Data File: \\DenSvr03\Public\chem\GCS\GC_D2.i\0623091.B\029F2901.D
Date : 24-JUN-2009 06:36
Client ID: LCS
Sample Info: LFARC1AC,LCS
Column phase: RTx-1HS

\\DenSvr03\Public\chem\GCS\GC_D2.i\0623091.B\029F2901.D

Instrument: GC_D2.i
Operator: HPK/TLW
Column diameter: 0.32

TestAmerica

Data file : \\DenSvr03\Public\chem\GCS\GC_D2.i\0623092.B\029F2901.D
Lab Smp Id: LFARC1AC Client Smp ID: LCS
Inj Date : 24-JUN-2009 06:36
Operator : MPK/TLW Inst ID: GC_D2.i
Smp Info : LFARC1AC,LCS
Misc Info :
Comment :
Method : \\DenSvr03\Public\chem\GCS\GC_D2.i\0623092.B\8141A-2.m
Meth Date : 25-Jun-2009 12:50 GC_D2.i Quant Type: ISTD
Cal Date : 23-JUN-2009 19:40 Cal File: 005F0501.D
Als bottle: 29 QC Sample: LCS
Dil Factor: 1.00000
Integrator: Falcon Compound Sublist: 8141A.sub
Target Version: 4.14
Processing Host: DENPC075

Concentration Formula: Amt * DF * Vf / Vs * CpndVariable

Name	Value	Description
DF	1.000	Dilution Factor
Vf	2000.000	Final Extract Volume (uL)
Vs	1000.000	Volume of Sample Extracted (mL)
Cpnd Variable		Local Compound Variable

	Compounds	RT	EXP RT	REL RT	RESPONSE	CONCENTRATIONS ON-COLUMN (ug/mL)	CONCENTRATIONS FINAL (ug/L)
	1 o,o,o-TEPT	4.737	4.730	(0.252)	262305	1.34308	2.686
	2 Dichlorvos	6.549	6.547	(0.348)	227830	1.43018	2.860
$	3 Chlormefos	7.386	7.385	(0.393)	97502	0.62284	1.246
	4 Mevinphos	9.236	9.237	(0.491)	170830	1.47903	2.958
	5 Demeton-O	9.736	9.735	(0.517)	143684	1.40979	2.820
	6 Thionazin	9.986	9.985	(0.531)	235120	1.48657	2.973
	7 Ethoprop	10.502	10.504	(0.558)	192672	1.68678	3.374
	8 Phorate	10.539	10.540	(0.560)	218609	1.57623	3.152
	9 Naled	10.942	10.942	(0.582)	39143	1.06050	2.121
	10 Sulfotepp	11.017	11.019	(0.586)	305491	1.45402	2.908(A)
*	11 Tributylphosphate	11.121	11.125	(1.000)	272974	2.00000	
	12 Simazine	11.401	11.402	(0.606)	50490	1.68737	3.375(A)
	13 Diazinon	11.542	11.544	(0.614)	202665	1.77177	3.544
	14 Atrazine	11.582	11.585	(0.616)	73550	1.42958	2.859(A)
	15 Propazine	11.747	11.750	(0.624)	67267	1.48676	2.974
	16 Disulfoton	12.051	12.052	(0.641)	146210	1.33741	2.675
	17 Demeton-S	12.127	12.129	(0.645)	9387	0.07341	0.1468(R)
	18 Dimethoate	13.284	13.285	(0.706)	217396	1.43735	2.875
	19 Ronnel	13.589	13.590	(0.722)	160228	1.56362	3.127
	20 Merphos-A (Merphos)	13.697	13.690	(1.232)	2272	0.02453	0.04906(aA)
	21 Chlorpyrifos	14.411	14.412	(0.766)	146111	1.40326	2.806
	22 Fenthion	14.664	14.664	(0.779)	164583	1.62975	3.260

	Compounds	RT	EXP RT	REL RT	RESPONSE	CONCENTRATIONS ON-COLUMN (ug/mL)	CONCENTRATIONS FINAL (ug/L)
	23 Trichloronate	14.711	14.712	(0.782)	181800	1.46532	2.931
	24 Anilazine	15.076	15.214	(0.801)	27169	4.33041	8.661(R)
	25 Methyl Parathion	15.522	15.522	(0.825)	179676	1.69502	3.390
	26 Malathion	15.727	15.729	(0.836)	137279	1.35798	2.716
	27 Tokuthion	16.347	16.347	(0.869)	171565	1.57841	3.157
	28 Parathion	16.496	16.495	(0.877)	163295	1.54330	3.086
	29 Merphos-B (Merphos Oxone)	16.521	16.517	(1.486)	185734	4.89419	9.788(A)
	30 Tetrachlorvinphos (stirophos)	16.977	16.979	(0.902)	129710	1.81398	3.628
	31 Carbophenothion methyl	Compound Not Detected.					
	32 Bolstar	17.441	17.442	(0.927)	170544	1.78600	3.572
	33 Carbophenothion	17.522	17.524	(0.931)	148548	1.45832	2.917(A)
$	34 Triphenyl phosphate	18.281	18.280	(0.972)	71263	0.85624	1.712
	35 Fensulfothion	18.559	18.559	(0.986)	129169	1.89012	3.780
*	36 TOCP	18.814	18.815	(1.000)	159140	2.00000	
	37 Phosmet / EPN	18.907	18.907	(1.005)	251891	3.14659	6.293
	38 Famphur	19.009	19.010	(1.010)	165865	1.60500	3.210
	39 Azinphos-methyl	19.144	19.145	(1.018)	160245	1.66189	3.324
	40 Azinphos-ethyl	Compound Not Detected.					
	41 Coumaphos	20.344	20.345	(1.081)	122672	1.66527	3.330
S	42 Merphos				188006	1.39939	2.799
M	43 Total Demeton				153071	1.48319	2.966

QC Flag Legend

a - Target compound detected but, quantitated amount Below Limit Of Quantitation(BLOQ).
A - Target compound detected but, quantitated amount exceeded maximum amount.
R - Spike/Surrogate failed recovery limits.

TestAmerica

INTERNAL STANDARD COMPOUNDS
AREA AND RT SUMMARY

Instrument ID: GC_D2.i
Lab File ID: 029F2901.D
Lab Smp Id: LFARC1AC
Analysis Type: SV
Quant Type: ISTD
Operator: MPK/TLW
Method File: \\DenSvr03\Public\chem\GCS\GC_D2.i\0623092.B\8141A-2.m
Misc Info:

Calibration Date: 24-JUN-2009
Calibration Time: 05:41
Client Smp ID: LCS
Level: LOW
Sample Type: WATER

COMPOUND	STANDARD	AREA LIMIT LOWER	AREA LIMIT UPPER	SAMPLE	%DIFF
11 Tributylphosphate	348689	174345	697378	272974	-21.71
36 TOCP	216057	108029	432114	159140	-26.34

COMPOUND	STANDARD	RT LIMIT LOWER	RT LIMIT UPPER	SAMPLE	%DIFF
11 Tributylphosphate	11.12	10.62	11.62	11.12	0.01
36 TOCP	18.82	18.32	19.32	18.81	-0.01

AREA UPPER LIMIT = +100% of internal standard area.
AREA LOWER LIMIT = - 50% of internal standard area.
RT UPPER LIMIT = + 0.50 minutes of internal standard RT.
RT LOWER LIMIT = - 0.50 minutes of internal standard RT.

TestAmerica

RECOVERY REPORT

Client Name: Client SDG: D9F190000
Sample Matrix: LIQUID Fraction: SV
Lab Smp Id: LFARC1AC Client Smp ID: LCS
Level: LOW Operator: MPK/TLW
Data Type: GC DATA SampleType: LCS
SpikeList File: fullDFCwater.spk Quant Type: ISTD
Sublist File: 8141A.sub
Method File: \\DenSvr03\Public\chem\GCS\GC_D2.i\0623092.B\8141A-2.m
Misc Info:

	SPIKE	COMPOUND	CONC ADDED ug/L	CONC RECOVERED ug/L	% RECOVERED	LIMITS
	1	o,o,o-TEPT	4.000	2.686	67.15	36-119
	2	Dichlorvos	4.000	2.860	71.51	50-120
$	3	Chlormefos	2.000	1.246	62.28	58-114
	4	Mevinphos	4.000	2.958	73.95	35-108
	5	Demeton-O	2.800	2.820	100.70	36-119
	6	Thionazin	4.000	2.973	74.33	65-116
	7	Ethoprop	4.000	3.374	84.34	36-119
	8	Phorate	4.000	3.152	78.81	36-119
	9	Naled	4.000	2.121	53.02	36-119
	10	Sulfotepp	4.000	2.908	72.70	36-119
	12	Simazine	4.000	3.375	84.37	36-119
	13	Diazinon	4.000	3.544	88.59	36-119
	14	Atrazine	4.000	2.859	71.48	36-119
	15	Propazine	4.000	2.974	74.34	36-119
	16	Disulfoton	4.000	2.675	66.87	61-103
	17	Demeton-S	1.200	0.1468	12.23*	36-119
	18	Dimethoate	4.000	2.875	71.87	28-82
	19	Ronnel	4.000	3.127	78.18	62-99
	21	Chlorpyrifos	4.000	2.806	70.16	66-101
	22	Fenthion	4.000	3.260	81.49	36-119
	23	Trichloronate	4.000	2.931	73.27	36-119
	24	Anilazine	4.000	8.661	216.52*	36-119
	25	Methyl Parathion	4.000	3.390	84.75	36-119
	26	Malathion	4.000	2.716	67.90	36-119
	27	Tokuthion	4.000	3.157	78.92	36-119
	28	Parathion	4.000	3.086	77.16	36-119
	30	Tetrachlorvinphos	4.000	3.628	90.70	36-119
	31	Carbophenothion m	4.000	0.0000	*	36-119
	32	Bolstar	4.000	3.572	89.30	36-119
	33	Carbophenothion	4.000	2.917	72.92	36-119
$	34	Triphenyl phosphat	2.000	1.712	85.62	36-119
	35	Fensulfothion	4.000	3.780	94.51	20-105
	37	Phosmet / EPN	8.000	6.293	78.66	36-119
	38	Famphur	4.000	3.210	80.25	61-108
	39	Azinphos-methyl	4.000	3.324	83.09	55-103
	40	Azinphos-ethyl	4.000	0.0000	*	36-119
	41	Coumaphos	4.000	3.330	83.26	36-119
S	42	Merphos	4.000	2.799	69.97	36-119
M	43	Total Demeton	4.000	2.966	74.16	47-100

TestAmerica

RECOVERY REPORT

Client Name: Client SDG: D9F190000
Sample Matrix: LIQUID Fraction: SV
Lab Smp Id: LFARC1AC Client Smp ID: LCS
Level: LOW Operator: MPK/TLW
Data Type: GC DATA SampleType: LCS
SpikeList File: fullDFCwater.spk Quant Type: ISTD
Sublist File: 8141A.sub
Method File: \\DenSvr03\Public\chem\GCS\GC_D2.i\0623092.B\8141A-2.m
Misc Info:

SURROGATE COMPOUND	CONC ADDED ug/L	CONC RECOVERED ug/L	% RECOVERED	LIMITS
$ 3 Chlormefos	2.000	1.246	62.28	48-114
$ 34 Triphenyl phosphat	2.000	1.712	85.62	50-150

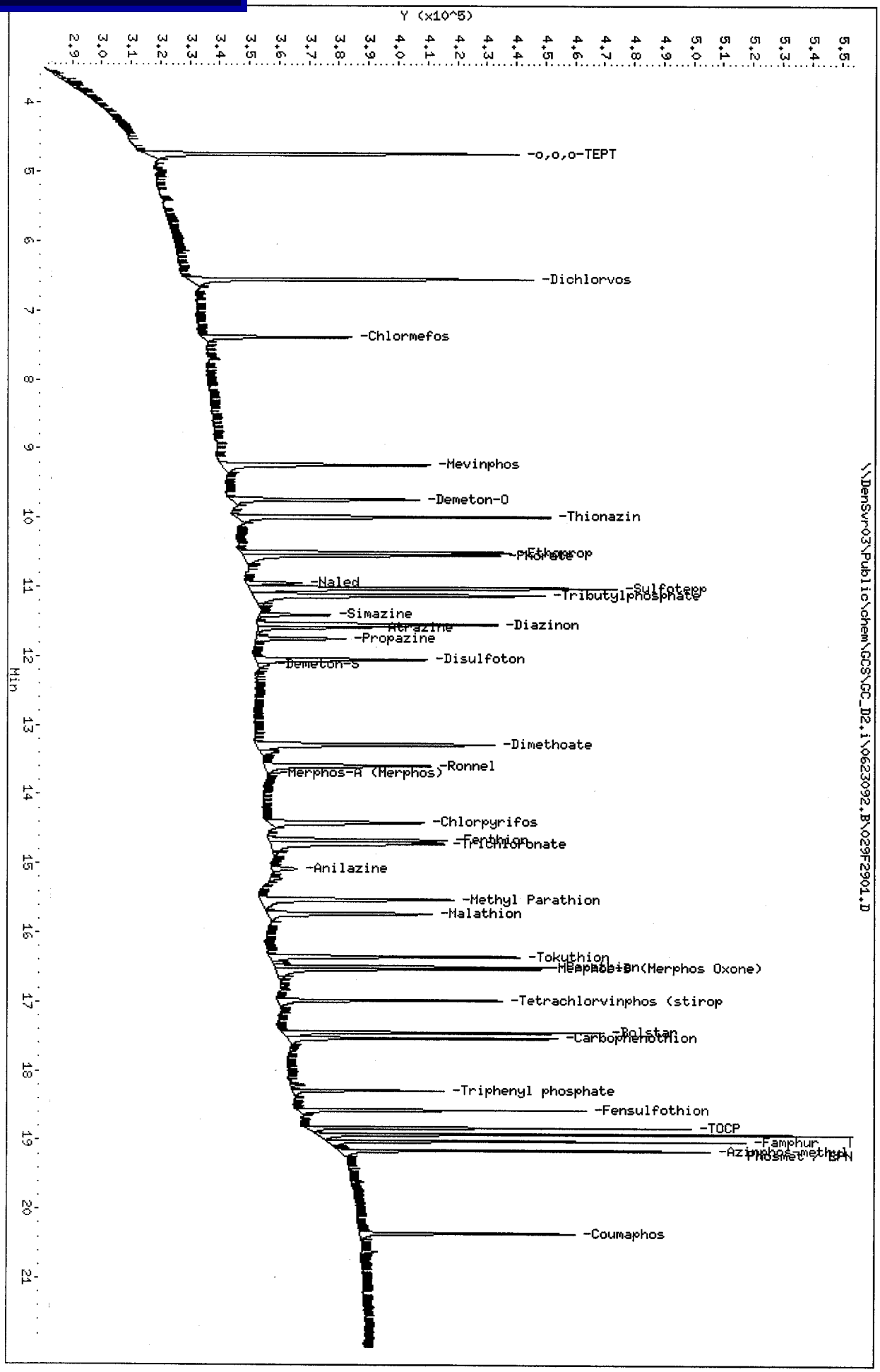

Data File: \\DenSvr03\Public\chem\GCS\GC_D2.i\0623092.B\029F2901.D
Date : 24-JUN-2009 06:36
Client ID: LCS
Sample Info: LFARC1AC,LCS
Column phase: RTx-OPPest
Instrument: GC_D2.i
Operator: MPK/TLW
Column diameter: 0.32

TestAmerica

Data file : \\DenSvr03\Public\chem\GCS\GC_D2.i\0623091.B\030F3001.D
Lab Smp Id: LFARC1AD Client Smp ID: LCSD
Inj Date : 24-JUN-2009 07:03
Operator : MPK/TLW Inst ID: GC_D2.i
Smp Info : LFARC1AD,LCSD
Misc Info : IS - GSV0633-09
Comment :
Method : \\DenSvr03\Public\chem\GCS\GC_D2.i\0623091.B\8141A-1.m
Meth Date : 25-Jun-2009 11:33 GC_D2.i Quant Type: ISTD
Cal Date : 23-JUN-2009 21:29 Cal File: 009F0901.D
Als bottle: 30 QC Sample: LCSD
Dil Factor: 1.00000
Integrator: Falcon Compound Sublist: 8141A.sub
Target Version: 4.14
Processing Host: DENPC075

Concentration Formula: Amt * DF * Vf / Vs * CpndVariable

Name	Value	Description
DF	1.000	Dilution Factor
Vf	2000.000	Final Extract Volume (uL)
Vs	1000.000	Volume of Sample extracted (mL)
Cpnd Variable		Local Compound Variable

	Compounds	RT	EXP RT	REL RT	RESPONSE	CONCENTRATIONS ON-COLUMN (ug/mL)	CONCENTRATIONS FINAL (ug/L)
1	o,o,o-TEPT	3.257	3.254	(0.183)	343795	1.37303	2.746
2	Dichlorvos	4.080	4.074	(0.229)	251915	1.51183	3.024
3	Mevinphos	5.743	5.739	(0.322)	130741	1.41468	2.829
$ 4	Chlormefos	5.835	5.836	(0.327)	146991	0.76350	1.527
5	Thionazin	7.505	7.507	(0.421)	276587	1.55193	3.104
6	Demeton-O	7.647	7.649	(0.429)	187418	1.03134	2.063
7	Ethoprop	7.852	7.852	(0.440)	276402	1.65504	3.310
8	Naled	8.057	8.057	(0.452)	46635	0.96382	1.928
* 9	Tributylphosphate	8.122	8.135	(1.000)	286617	2.00000	
10	Sulfotepp	8.440	8.442	(0.473)	332408	1.38702	2.774
11	Phorate	8.530	8.532	(0.478)	244422	1.48606	2.972
12	Dimethoate	8.657	8.659	(0.485)	308532	1.51561	3.031
13	Demeton-S	8.847	8.846	(0.496)	21878	0.14855	0.2971(R)
14	Simazine	8.920	8.924	(0.500)	100276	1.69380	3.388
15	Atrazine	9.090	9.094	(0.509)	102291	1.35692	2.714
16	propazine	9.237	9.241	(0.518)	92799	1.38442	2.769
17	Disulfoton	9.867	9.869	(0.553)	127887	1.12698	2.254
18	Diazinon	9.902	9.902	(0.555)	290136	1.64223	3.284
19	Methyl Parathion	10.715	10.717	(0.601)	187763	1.59318	3.186
20	Ronnel	11.238	11.241	(0.630)	198549	1.71671	3.433
21	Malathion	11.802	11.804	(0.661)	151990	1.41347	2.827
22	Fenthion	11.930	11.932	(0.669)	180835	1.56264	3.125

	Compounds	RT	EXP RT	REL RT	RESPONSE	CONCENTRATIONS ON-COLUMN (ug/mL)	CONCENTRATIONS FINAL (ug/L)
	23 Parathion	12.018	12.019	(0.674)	205193	1.64077	3.282
	24 Chlorpyrifos	12.067	12.067	(0.676)	231039	1.61431	3.229
	25 Trichloronate	12.493	12.496	(0.700)	188942	1.40879	2.818
	26 Anilazine	12.815	12.817	(0.718)	20090	3.18291	6.366(R)
	27 Merphos-A (Merphos)	13.202	13.199	(0.740)	62	0.00060	0.001199
	28 Tetrachlorvinphos (Stirophos)	13.818	13.824	(0.774)	139094	1.69547	3.391
	29 Tokuthion	14.448	14.449	(0.810)	204238	1.55470	3.109
	30 Merphos-B (Merphos Oxone)	14.648	14.651	(0.821)	203090	6.54797	13.10(A)
	31 Carbophenothion-methyl	Compound Not Detected.					
	32 Fensulfothion	15.358	15.361	(0.861)	159108	1.70746	3.415
	33 Bolstar / Famphur	16.052	16.053	(0.900)	414306	3.53623	7.072
	34 Carbophenothion	16.195	16.197	(0.908)	196291	1.68739	3.375
$	35 Triphenyl phosphate	16.710	16.712	(0.936)	80854	0.85830	1.717
	36 Phosmet	16.962	16.963	(0.951)	154165	1.46334	2.927
	37 EPN	17.148	17.151	(0.961)	164029	1.62642	3.253
	38 Azinphos-methyl	17.478	17.480	(0.980)	195539	1.71747	3.435
*	39 TOCP	17.843	17.846	(1.000)	186545	2.00000	
	40 Azinphos-ethyl	Compound Not Detected.					
	41 Coumaphos	18.363	18.366	(1.029)	155945	1.61872	3.237
S	42 Merphos				203152	1.42123	2.842
M	43 Total Demeton				209296	1.17989	2.360

QC Flag Legend

A - Target compound detected but, quantitated amount exceeded maximum amount.
R - Spike/Surrogate failed recovery limits.

TestAmerica

INTERNAL STANDARD COMPOUNDS
AREA AND RT SUMMARY

Instrument ID: GC_D2.i
Lab File ID: 030F3001.D
Lab Smp Id: LFARC1AD
Analysis Type: SV
Quant Type: ISTD
Operator: MPK/TLW
Method File: \\DenSvr03\Public\chem\GCS\GC_D2.i\0623091.B\8141A-1.m
Misc Info: IS - GSV0633-09

Calibration Date: 24-JUN-2009
Calibration Time: 05:41
Client Smp ID: LCSD
Level: LOW
Sample Type: WATER

COMPOUND	STANDARD	AREA LIMIT LOWER	AREA LIMIT UPPER	SAMPLE	%DIFF
9 Tributylphosphate	383570	191785	767140	286617	-25.28
39 TOCP	214841	107421	429682	186545	-13.17

COMPOUND	STANDARD	RT LIMIT LOWER	RT LIMIT UPPER	SAMPLE	%DIFF
9 Tributylphosphate	8.12	7.62	8.62	8.12	0.02
39 TOCP	17.84	17.34	18.34	17.84	0.00

AREA UPPER LIMIT = +100% of internal standard area.
AREA LOWER LIMIT = - 50% of internal standard area.
RT UPPER LIMIT = + 0.50 minutes of internal standard RT.
RT LOWER LIMIT = - 0.50 minutes of internal standard RT.

TestAmerica

RECOVERY REPORT

Client Name: Client SDG: D9F190000
Sample Matrix: LIQUID Fraction: SV
Lab Smp Id: LFARC1AD Client Smp ID: LCSD
Level: LOW Operator: MPK/TLW
Data Type: GC DATA SampleType: LCSD
SpikeList File: fullDFCwater.spk Quant Type: ISTD
Sublist File: 8141A.sub
Method File: \\DenSvr03\Public\chem\GCS\GC_D2.i\0623091.B\8141A-1.m
Misc Info: IS - GSV0633-09

	SPIKE	COMPOUND	CONC ADDED ug/L	CONC RECOVERED ug/L	% RECOVERED	LIMITS
	1	o,o,o-TEPT	4.000	2.746	68.65	36-119
	2	Dichlorvos	4.000	3.024	75.59	50-120
	3	Mevinphos	4.000	2.829	70.73	35-108
$	4	Chlormefos	2.000	1.527	76.35	48-114
	5	Thionazin	4.000	3.104	77.60	65-116
	6	Demeton-O	2.792	2.063	73.88	36-119
	7	Ethoprop	4.000	3.310	82.75	65-108
	8	Naled	4.000	1.928	48.19	36-119
	10	Sulfotepp	4.000	2.774	69.35	69-103
	11	Phorate	4.000	2.972	74.30	62-104
	12	Dimethoate	4.000	3.031	75.78	28-115
	13	Demeton-S	1.208	0.2971	24.59*	36-119
	14	Simazine	4.000	3.388	84.69	47-109
	15	Atrazine	4.000	2.714	67.85	36-119
	16	propazine	4.000	2.769	69.22	36-119
	18	Diazinon	4.000	3.284	82.11	36-119
	17	Disulfoton	4.000	2.254	56.35	36-119
	19	Methyl Parathion	4.000	3.186	79.66	68-119
	20	Ronnel	4.000	3.433	85.84	62-115
	21	Malathion	4.000	2.827	70.67	67-115
	22	Fenthion	4.000	3.125	78.13	36-119
	23	Parathion	4.000	3.282	82.04	36-119
	24	Chlorpyrifos	4.000	3.229	80.72	36-119
	25	Trichloronate	4.000	2.818	70.44	36-119
	26	Anilazine	4.000	6.366	159.15*	47-115
S	42	Merphos	4.000	2.842	71.06	36-119
	28	Tetrachlorvinphos	4.000	3.391	84.77	36-119
	29	Tokuthion	4.000	3.109	77.73	36-119
	31	Carbophenothion-m	4.000	0.0000	*	36-119
	32	Fensulfothion	4.000	3.415	85.37	61-115
	33	Bolstar / Famphur	8.000	7.072	88.41	36-119
	34	Carbophenothion	4.000	3.375	84.37	36-119
$	35	Triphenyl phosphat	2.000	1.717	85.83	50-150
	36	Phosmet	4.000	2.927	73.17	36-119
	37	EPN	4.000	3.253	81.32	36-119
	38	Azinphos-methyl	4.000	3.435	85.87	55-115
	40	Azinphos-ethyl	4.000	0.0000	*	36-119
	41	Coumaphos	4.000	3.237	80.94	62-115
M	43	Total Demeton	4.000	2.360	58.99	47-115

TestAmerica

RECOVERY REPORT

Client Name: Client SDG: D9F190000
Sample Matrix: LIQUID Fraction: SV
Lab Smp Id: LFARC1AD Client Smp ID: LCSD
Level: LOW Operator: MPK/TLW
Data Type: GC DATA SampleType: LCSD
SpikeList File: fullDFCwater.spk Quant Type: ISTD
Sublist File: 8141A.sub
Method File: \\DenSvr03\Public\chem\GCS\GC_D2.i\0623091.B\8141A-1.m
Misc Info: IS - GSV0633-09

SURROGATE COMPOUND	CONC ADDED ug/L	CONC RECOVERED ug/L	% RECOVERED	LIMITS
$ 4 Chlormefos	2.000	1.527	76.35	48-114
$ 35 Triphenyl phosphat	2.000	1.717	85.83	50-150

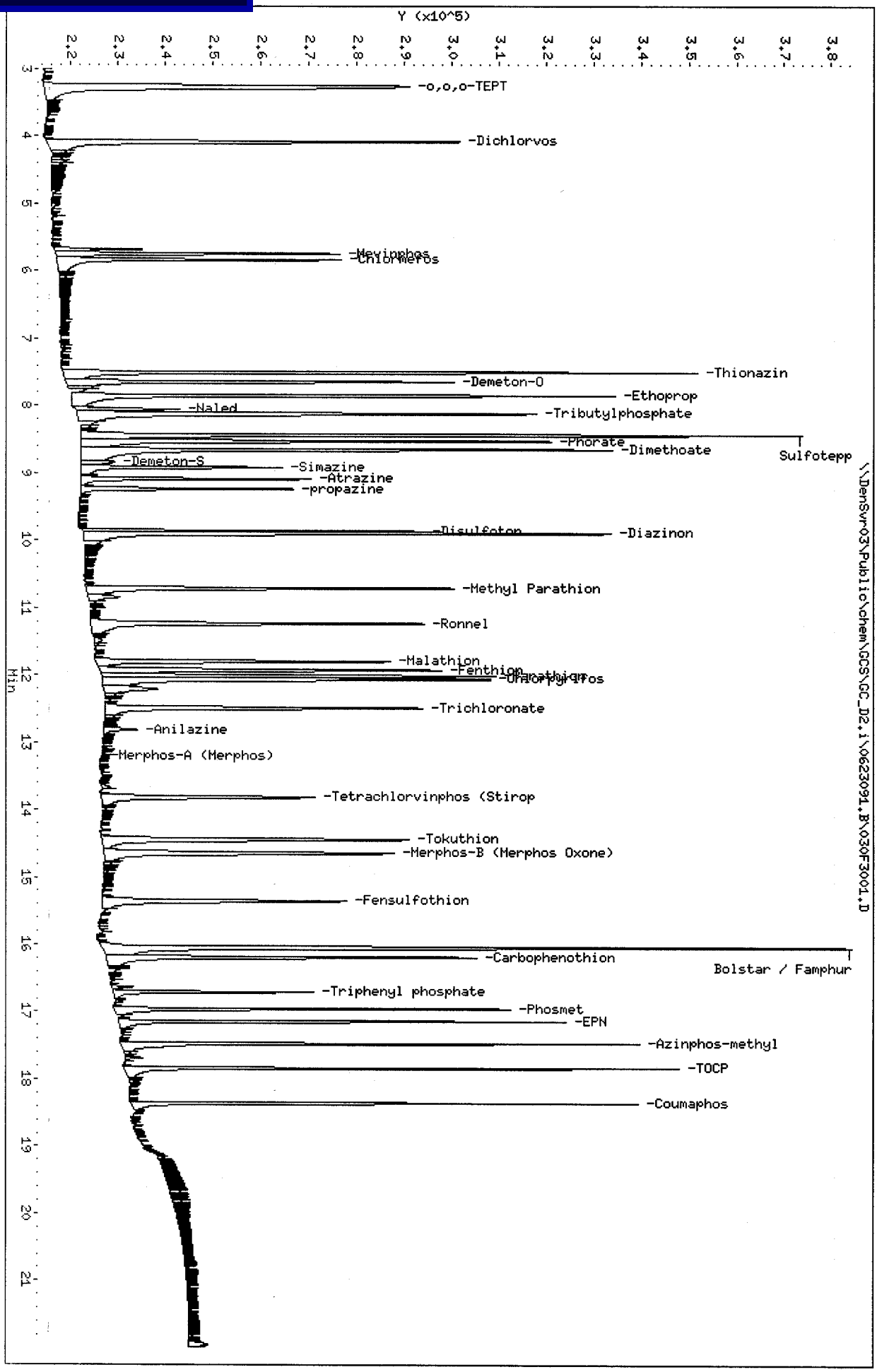

Data File: \\DenSvr03\Public\chem\GCS\GC_D2.i\0623091.B\030F3001.D
Date : 24-JUN-2009 07:03
Client ID: LCSD
Sample Info: LFARC1AD,LCSD
Column phase: RTx-1MS

Instrument: GC_D2.i
Operator: HPK/TLW
Column diameter: 0.32

TestAmerica

Data file : \\DenSvr03\Public\chem\GCS\GC_D2.i\0623092.B\030F3001.D
Lab Smp Id: LFARC1AD Client Smp ID: LCSD
Inj Date : 24-JUN-2009 07:03
Operator : MPK/TLW Inst ID: GC_D2.i
Smp Info : LFARC1AD,LCSD
Misc Info :
Comment :
Method : \\DenSvr03\Public\chem\GCS\GC_D2.i\0623092.B\8141A-2.m
Meth Date : 25-Jun-2009 12:50 GC_D2.i Quant Type: ISTD
Cal Date : 23-JUN-2009 19:40 Cal File: 005F0501.D
Als bottle: 30 QC Sample: LCSD
Dil Factor: 1.00000
Integrator: Falcon Compound Sublist: 8141A.sub
Target Version: 4.14
Processing Host: DENPC075

Concentration Formula: Amt * DF * Vf / Vs * CpndVariable

Name	Value	Description
DF	1.000	Dilution Factor
Vf	2000.000	Final Extract Volume (uL)
Vs	1000.000	Volume of Sample Extracted (mL)
Cpnd Variable		Local Compound Variable

	Compounds	RT	EXP RT	REL RT	RESPONSE	CONCENTRATIONS ON-COLUMN (ug/mL)	CONCENTRATIONS FINAL (ug/L)
	1 o,o,o-TEPT	4.732	4.730	(0.252)	269492	1.49303	2.986
	2 Dichlorvos	6.547	6.547	(0.348)	228256	1.54388	3.088
$	3 Chlormefos	7.384	7.385	(0.392)	103000	0.70888	1.418
	4 Mevinphos	9.235	9.237	(0.491)	175325	1.63540	3.271
	5 Demeton-O	9.735	9.735	(0.517)	136379	1.44176	2.884
	6 Thionazin	9.985	9.985	(0.531)	232073	1.58084	3.162
	7 Ethoprop	10.502	10.504	(0.558)	185382	1.75058	3.501
	8 Phorate	10.539	10.540	(0.560)	193075	1.49984	3.000
	9 Naled	10.942	10.942	(0.582)	36242	1.05864	2.117
	10 Sulfotepp	11.019	11.019	(0.586)	286789	1.47119	2.942(A)
*	11 Tributylphosphate	11.120	11.125	(1.000)	237391	2.00000	
	12 Simazine	11.400	11.402	(0.606)	56195	2.02334	4.047(A)
	13 Diazinon	11.542	11.544	(0.613)	196356	1.85130	3.702
	14 Atrazine	11.582	11.585	(0.616)	82476	1.70648	3.413(A)
	15 Propazine	11.747	11.750	(0.624)	71501	1.69468	3.389
	16 Disulfoton	12.050	12.052	(0.641)	147323	1.45533	2.911
	17 Demeton-S	12.127	12.129	(0.645)	15616	0.13156	0.2631(R)
	18 Dimethoate	13.284	13.285	(0.706)	220513	1.57257	3.145
	19 Ronnel	13.589	13.590	(0.722)	160826	1.69089	3.382
	20 Merphos-A (Merphos)	13.715	13.690	(1.233)	115	0.00143	0.002855(aA)
	21 Chlorpyrifos	14.412	14.412	(0.766)	153661	1.58996	3.180
	22 Fenthion	14.662	14.664	(0.779)	157575	1.68109	3.362

	Compounds	RT	EXP RT	REL RT	RESPONSE	CONCENTRATIONS ON-COLUMN (ug/mL)	CONCENTRATIONS FINAL (ug/L)
	23 Trichloronate	14.710	14.712	(0.782)	186004	1.61520	3.230
	24 Anilazine	15.075	15.214	(0.801)	24151	4.14104	8.282(R)
	25 Methyl Parathion	15.520	15.522	(0.825)	167174	1.69911	3.398
	26 Malathion	15.727	15.729	(0.836)	124448	1.32637	2.653
	27 Tokuthion	16.345	16.347	(0.869)	173548	1.72020	3.440
	28 Parathion	16.495	16.495	(0.877)	165251	1.68262	3.365
	29 Merphos-B (Merphos Oxone)	16.520	16.517	(1.486)	190543	5.77351	11.55(A)
	30 Tetrachlorvinphos (stirophos)	16.977	16.979	(0.902)	124883	1.88161	3.763
	31 Carbophenothion methyl	Compound Not Detected.					
	32 Bolstar	17.440	17.442	(0.927)	170361	1.92696	3.854
	33 Carbophenothion	17.524	17.524	(0.931)	149786	1.58138	3.163(A)
$	34 Triphenyl phosphate	18.280	18.280	(0.972)	72076	0.93628	1.872
	35 Fensulfothion	18.559	18.559	(0.986)	133011	2.09694	4.194
*	36 TOCP	18.814	18.815	(1.000)	147711	2.00000	
	37 Phosmet / EPN	18.907	18.907	(1.005)	261105	3.52519	7.050
	38 Famphur	19.009	19.010	(1.010)	179899	1.87549	3.751
	39 Azinphos-methyl	19.144	19.145	(1.018)	181129	2.03169	4.063
	40 Azinphos-ethyl	Compound Not Detected.					
	41 Coumaphos	20.344	20.345	(1.081)	121345	1.77746	3.555
S	42 Merphos				190658	1.52893	3.058
M	43 Total Demeton				151995	1.57332	3.147

QC Flag Legend

a - Target compound detected but, quantitated amount Below Limit Of Quantitation(BLOQ).
A - Target compound detected but, quantitated amount exceeded maximum amount.
R - Spike/Surrogate failed recovery limits.

TestAmerica

INTERNAL STANDARD COMPOUNDS
AREA AND RT SUMMARY

Instrument ID: GC_D2.i
Lab File ID: 030F3001.D
Lab Smp Id: LFARC1AD
Analysis Type: SV
Quant Type: ISTD
Operator: MPK/TLW
Method File: \\DenSvr03\Public\chem\GCS\GC_D2.i\0623092.B\8141A-2.m
Misc Info:

Calibration Date: 24-JUN-2009
Calibration Time: 05:41
Client Smp ID: LCSD
Level: LOW
Sample Type: WATER

COMPOUND	STANDARD	AREA LIMIT LOWER	AREA LIMIT UPPER	SAMPLE	%DIFF
11 Tributylphosphate	348689	174345	697378	237391	-31.92
36 TOCP	216057	108029	432114	147711	-31.63

COMPOUND	STANDARD	RT LIMIT LOWER	RT LIMIT UPPER	SAMPLE	%DIFF
11 Tributylphosphate	11.12	10.62	11.62	11.12	0.00
36 TOCP	18.82	18.32	19.32	18.81	-0.01

AREA UPPER LIMIT = +100% of internal standard area.
AREA LOWER LIMIT = - 50% of internal standard area.
RT UPPER LIMIT = + 0.50 minutes of internal standard RT.
RT LOWER LIMIT = - 0.50 minutes of internal standard RT.

TestAmerica

RECOVERY REPORT

Client Name: Client SDG: D9F190000
Sample Matrix: LIQUID Fraction: SV
Lab Smp Id: LFARC1AD Client Smp ID: LCSD
Level: LOW Operator: MPK/TLW
Data Type: GC DATA SampleType: LCSD
SpikeList File: fullDFCwater.spk Quant Type: ISTD
Sublist File: 8141A.sub
Method File: \\DenSvr03\Public\chem\GCS\GC_D2.i\0623092.B\8141A-2.m
Misc Info:

	SPIKE	COMPOUND	CONC ADDED ug/L	CONC RECOVERED ug/L	% RECOVERED	LIMITS
	1	o,o,o-TEPT	4.000	2.986	74.65	36-119
	2	Dichlorvos	4.000	3.088	77.19	50-120
$	3	Chlormefos	2.000	1.418	70.89	58-114
	4	Mevinphos	4.000	3.271	81.77	35-108
	5	Demeton-O	2.800	2.884	102.98	36-119
	6	Thionazin	4.000	3.162	79.04	65-116
	7	Ethoprop	4.000	3.501	87.53	36-119
	8	Phorate	4.000	3.000	74.99	36-119
	9	Naled	4.000	2.117	52.93	36-119
	10	Sulfotepp	4.000	2.942	73.56	36-119
	12	Simazine	4.000	4.047	101.17	36-119
	13	Diazinon	4.000	3.702	92.56	36-119
	14	Atrazine	4.000	3.413	85.32	36-119
	15	Propazine	4.000	3.389	84.73	36-119
	16	Disulfoton	4.000	2.911	72.77	61-103
	17	Demeton-S	1.200	0.2631	21.93*	36-119
	18	Dimethoate	4.000	3.145	78.63	28-82
	19	Ronnel	4.000	3.382	84.54	62-99
	21	Chlorpyrifos	4.000	3.180	79.50	66-101
	22	Fenthion	4.000	3.362	84.05	36-119
	23	Trichloronate	4.000	3.230	80.76	36-119
	24	Anilazine	4.000	8.282	207.05*	36-119
	25	Methyl Parathion	4.000	3.398	84.96	36-119
	26	Malathion	4.000	2.653	66.32	36-119
	27	Tokuthion	4.000	3.440	86.01	36-119
	28	Parathion	4.000	3.365	84.13	36-119
	30	Tetrachlorvinphos	4.000	3.763	94.08	36-119
	31	Carbophenothion m	4.000	0.0000	*	36-119
	32	Bolstar	4.000	3.854	96.35	36-119
	33	Carbophenothion	4.000	3.163	79.07	36-119
$	34	Triphenyl phosphat	2.000	1.872	93.63	36-119
	35	Fensulfothion	4.000	4.194	104.85	20-105
	37	Phosmet / EPN	8.000	7.050	88.13	36-119
	38	Famphur	4.000	3.751	93.77	61-108
	39	Azinphos-methyl	4.000	4.063	101.58	55-103
	40	Azinphos-ethyl	4.000	0.0000	*	36-119
	41	Coumaphos	4.000	3.555	88.87	36-119
S	42	Merphos	4.000	3.058	76.45	36-119
M	43	Total Demeton	4.000	3.147	78.67	47-100

TestAmerica

RECOVERY REPORT

Client Name: Client SDG: D9F190000
Sample Matrix: LIQUID Fraction: SV
Lab Smp Id: LFARC1AD Client Smp ID: LCSD
Level: LOW Operator: MPK/TLW
Data Type: GC DATA SampleType: LCSD
SpikeList File: fullDFCwater.spk Quant Type: ISTD
Sublist File: 8141A.sub
Method File: \\DenSvr03\Public\chem\GCS\GC_D2.i\0623092.B\8141A-2.m
Misc Info:

SURROGATE COMPOUND	CONC ADDED ug/L	CONC RECOVERED ug/L	% RECOVERED	LIMITS
$ 3 Chlormefos	2.000	1.418	70.89	48-114
$ 34 Triphenyl phosphat	2.000	1.872	93.63	50-150

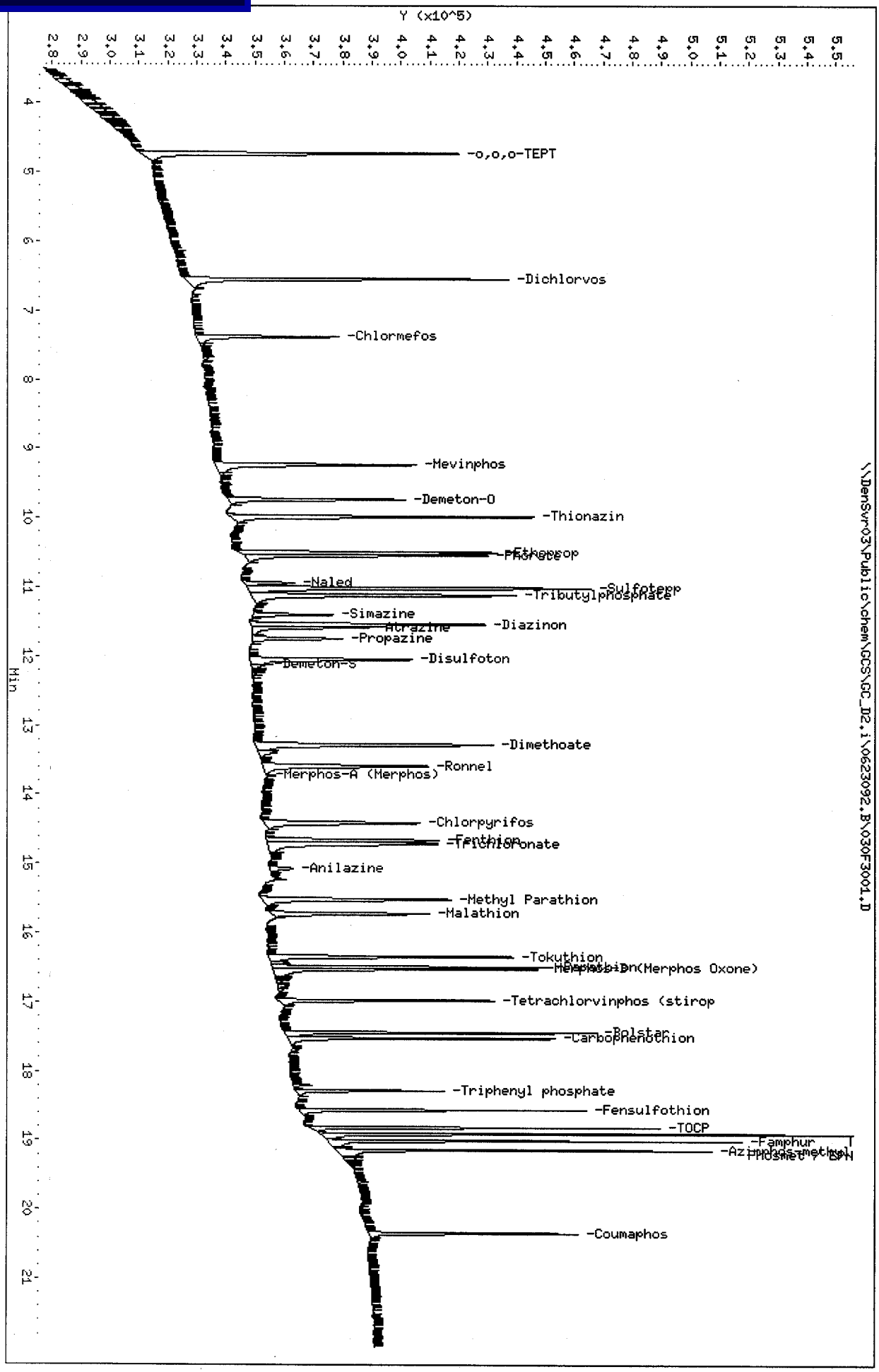

Data File: \\DenSvr03\Public\chem\GCS\GC_D2,i\0623092,B\030F3001,D
Date : 24-JUN-2009 07:03
Client ID: LCSD
Sample Info: LFARC1AD,LCSD
Column phase: RTx-OPPest

Instrument: GC_D2,i
Operator: MPK/TLW
Column diameter: 0,32

\\DenSvr03\Public\chem\GCS\GC_D2,i\0623092,B\030F3001,D

TestAmerica

Data file : \\DenSvr03\Public\chem\GCS\GC_D2.i\0623091.B\031F3101.D
Lab Smp Id: LEKL02AA Client Smp ID: M-44B
Inj Date : 24-JUN-2009 07:31
Operator : MPK/TLW Inst ID: GC_D2.i
Smp Info : LEKL02AA,185-1
Misc Info : IS - GSV0633-09
Comment :
Method : \\DenSvr03\Public\chem\GCS\GC_D2.i\0623091.B\8141A-1.m
Meth Date : 25-Jun-2009 11:33 GC_D2.i Quant Type: ISTD
Cal Date : 23-JUN-2009 21:29 Cal File: 009F0901.D
Als bottle: 31
Dil Factor: 1.00000
Integrator: Falcon Compound Sublist: 8141A.sub
Target Version: 4.14
Processing Host: DENPC075

Concentration Formula: Amt * DF * Vf / Vs * CpndVariable

Name	Value	Description
DF	1.000	Dilution Factor
Vf	2000.000	Final Extract Volume (uL)
Vs	1002.000	Volume of Sample extracted (mL)
Cpnd Variable		Local Compound Variable

	Compounds	RT	EXP RT	REL RT	RESPONSE	CONCENTRATIONS ON-COLUMN (ug/mL)	CONCENTRATIONS FINAL (ug/L)
1	o,o,o-TEPT	Compound Not Detected.					
2	Dichlorvos	Compound Not Detected.					
3	Mevinphos	Compound Not Detected.					
$ 4	Chlormefos	5.833	5.836	(0.327)	97777	0.51798	1.034
5	Thionazin	Compound Not Detected.					
6	Demeton-O	Compound Not Detected.					
7	Ethoprop	Compound Not Detected.					
8	Naled	8.026	8.057	(0.450)	77	0.14487	0.2892
* 9	Tributylphosphate	8.126	8.135	(1.000)	264575	2.00000	
10	Sulfotepp	Compound Not Detected.					
11	Phorate	Compound Not Detected.					
12	Dimethoate	Compound Not Detected.					
13	Demeton-S	Compound Not Detected.					
14	Simazine	Compound Not Detected.					
15	Atrazine	Compound Not Detected.					
16	propazine	Compound Not Detected.					
17	Disulfoton	Compound Not Detected.					
18	Diazinon	Compound Not Detected.					
19	Methyl Parathion	Compound Not Detected.					
20	Ronnel	Compound Not Detected.					
21	Malathion	Compound Not Detected.					
22	Fenthion	Compound Not Detected.					

		Compounds	RT	EXP RT	REL RT	RESPONSE	CONCENTRATIONS ON-COLUMN (ug/mL)	CONCENTRATIONS FINAL (ug/L)
	23	Parathion	Compound Not Detected.					
	24	Chlorpyrifos	Compound Not Detected.					
	25	Trichloronate	Compound Not Detected.					
	26	Anilazine	Compound Not Detected.					
	27	Merphos-A (Merphos)	13.201	13.199	(0.740)	434	0.00428	0.008545
	28	Tetrachlorvinphos (Stirophos)	13.828	13.824	(0.775)	80	1e-003	0.001985
	29	Tokuthion	Compound Not Detected.					
	30	Merphos-B (Merphos Oxone)	Compound Not Detected.					
	31	Carbophenothion-methyl	Compound Not Detected.					
	32	Fensulfothion	Compound Not Detected.					
	33	Bolstar / Famphur	Compound Not Detected.					
	34	Carbophenothion	Compound Not Detected.					
$	35	Triphenyl phosphate	16.711	16.712	(0.936)	76141	0.82258	1.642
	36	Phosmet	Compound Not Detected.					
	37	EPN	Compound Not Detected.					
	38	Azinphos-methyl	Compound Not Detected.					
*	39	TOCP	17.845	17.846	(1.000)	182904	2.00000	
	40	Azinphos-ethyl	Compound Not Detected.					
	41	Coumaphos	Compound Not Detected.					
S	42	Merphos	Compound Not Detected.					
M	43	Total Demeton	Compound Not Detected.					

TestAmerica

INTERNAL STANDARD COMPOUNDS
AREA AND RT SUMMARY

Instrument ID: GC_D2.i
Lab File ID: 031F3101.D
Lab Smp Id: LEKL02AA
Analysis Type: SV
Quant Type: ISTD
Operator: MPK/TLW
Method File: \\DenSvr03\Public\chem\GCS\GC_D2.i\0623091.B\8141A-1.m
Misc Info: IS - GSV0633-09

Calibration Date: 24-JUN-2009
Calibration Time: 05:41
Client Smp ID: M-44B
Level: LOW
Sample Type: WATER

COMPOUND	STANDARD	AREA LIMIT LOWER	AREA LIMIT UPPER	SAMPLE	%DIFF
9 Tributylphosphate	383570	191785	767140	264575	-31.02
39 TOCP	214841	107421	429682	182904	-14.87

COMPOUND	STANDARD	RT LIMIT LOWER	RT LIMIT UPPER	SAMPLE	%DIFF
9 Tributylphosphate	8.12	7.62	8.62	8.13	0.08
39 TOCP	17.84	17.34	18.34	17.85	0.01

AREA UPPER LIMIT = +100% of internal standard area.
AREA LOWER LIMIT = - 50% of internal standard area.
RT UPPER LIMIT = + 0.50 minutes of internal standard RT.
RT LOWER LIMIT = - 0.50 minutes of internal standard RT.

TestAmerica

RECOVERY REPORT

Client Name: Northgate Environmen09-JUN-2009 00:00 Client SDG: 8304604
Sample Matrix: LIQUID Fraction: SV
Lab Smp Id: LEKL02AA Client Smp ID: M-44B
Level: LOW Operator: MPK/TLW
Data Type: GC DATA SampleType: SAMPLE
SpikeList File: fullDFCwater.spk Quant Type: ISTD
Sublist File: 8141A.sub
Method File: \\DenSvr03\Public\chem\GCS\GC_D2.i\0623091.B\8141A-1.m
Misc Info: IS - GSV0633-09

SURROGATE COMPOUND	CONC ADDED ug/L	CONC RECOVERED ug/L	% RECOVERED	LIMITS
$ 4 Chlormefos	1.996	1.034	51.80	48-114
$ 35 Triphenyl phosphat	1.996	1.642	82.26	50-150

Data File: \\DenSvr03\Public\chem\GCS\GC_D2.i\0623091.B\031F3101.D

Date : 24-JUN-2009 07:31

Client ID: M-44B

Instrument: GC_D2.i

Sample Info: LEKL02AA,185-1

Operator: MPK/TLW

Column phase: RTx-1MS

Column diameter: 0.32

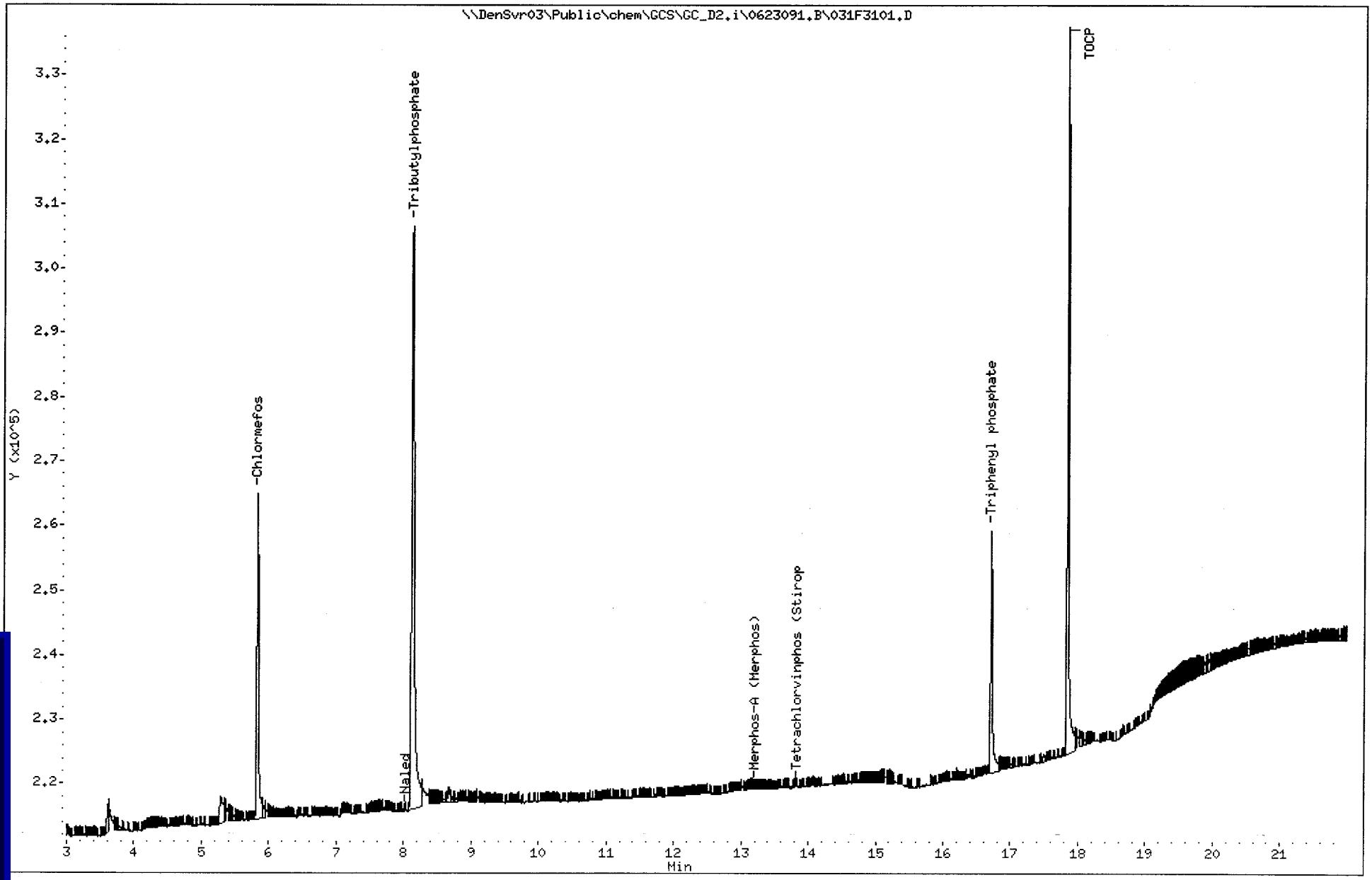

Table of Contents

TestAmerica

Data file : \\DenSvr03\Public\chem\GCS\GC_D2.i\0623092.B\031F3101.D
Lab Smp Id: LEKL02AA Client Smp ID: M-44B
Inj Date : 24-JUN-2009 07:31
Operator : MPK/TLW Inst ID: GC_D2.i
Smp Info : LEKL02AA,185-1
Misc Info :
Comment :
Method : \\DenSvr03\Public\chem\GCS\GC_D2.i\0623092.B\8141A-2.m
Meth Date : 25-Jun-2009 12:50 GC_D2.i Quant Type: ISTD
Cal Date : 23-JUN-2009 19:40 Cal File: 005F0501.D
Als bottle: 31
Dil Factor: 1.00000
Integrator: Falcon Compound Sublist: 8141A.sub
Target Version: 4.14
Processing Host: DENPC075

Concentration Formula: Amt * DF * Vf / Vs * CpndVariable

Name	Value	Description
DF	1.000	Dilution Factor
Vf	2000.000	Final Extract Volume (uL)
Vs	1002.000	Volume of Sample Extracted (mL)
Cpnd Variable		Local Compound Variable

	Compounds	RT	EXP RT	REL RT	RESPONSE	CONCENTRATIONS ON-COLUMN (ug/mL)	CONCENTRATIONS FINAL (ug/L)
	1 o,o,o-TEPT	Compound Not Detected.					
	2 Dichlorvos	Compound Not Detected.					
$	3 Chlormefos	7.383	7.385	(0.392)	86392	0.56593	1.130
	4 Mevinphos	Compound Not Detected.					
	5 Demeton-O	Compound Not Detected.					
	6 Thionazin	Compound Not Detected.					
	7 Ethoprop	Compound Not Detected.					
	8 Phorate	Compound Not Detected.					
	9 Naled	10.947	10.942	(0.582)	59	0.31116	0.6211
	10 Sulfotepp	Compound Not Detected.					
*	11 Tributylphosphate	11.123	11.125	(1.000)	217860	2.00000	
	12 Simazine	11.393	11.402	(0.606)	114	0.00391	0.007798(aA)
	13 Diazinon	Compound Not Detected.					
	14 Atrazine	Compound Not Detected.					
	15 Propazine	Compound Not Detected.					
	16 Disulfoton	Compound Not Detected.					
	17 Demeton-S	Compound Not Detected.					
	18 Dimethoate	Compound Not Detected.					
	19 Ronnel	Compound Not Detected.					
	20 Merphos-A (Merphos)	13.695	13.690	(1.231)	111	0.00150	0.002997(aA)
	21 Chlorpyrifos	Compound Not Detected.					
	22 Fenthion	Compound Not Detected.					

	Compounds	RT	EXP RT	REL RT	RESPONSE	CONCENTRATIONS ON-COLUMN (ug/mL)	CONCENTRATIONS FINAL (ug/L)
	23 Trichloronate	Compound Not Detected.					
	24 Anilazine	Compound Not Detected.					
	25 Methyl Parathion	Compound Not Detected.					
	26 Malathion	15.715	15.729	(0.835)	52	0.00333	0.006647(a)
	27 Tokuthion	Compound Not Detected.					
	28 Parathion	16.495	16.495	(0.877)	109	0.00106	0.002108(a)
	29 Merphos-B (Merphos Oxone)	16.518	16.517	(1.485)	62	0.00205	0.004086(aA)
	30 Tetrachlorvinphos (stirophos)	Compound Not Detected.					
	31 Carbophenothion methyl	Compound Not Detected.					
	32 Bolstar	Compound Not Detected.					
	33 Carbophenothion	Compound Not Detected.					
$	34 Triphenyl phosphate	18.280	18.280	(0.972)	59325	0.72562	1.448
	35 Fensulfothion	Compound Not Detected.					
*	36 TOCP	18.815	18.815	(1.000)	155187	2.00000	
	37 Phosmet / EPN	Compound Not Detected.					
	38 Famphur	Compound Not Detected.					
	39 Azinphos-methyl	Compound Not Detected.					
	40 Azinphos-ethyl	Compound Not Detected.					
	41 Coumaphos	Compound Not Detected.					
S	42 Merphos	Compound Not Detected.					
M	43 Total Demeton	Compound Not Detected.					

QC Flag Legend

a - Target compound detected but, quantitated amount Below Limit Of Quantitation(BLOQ).
A - Target compound detected but, quantitated amount exceeded maximum amount.

TestAmerica

INTERNAL STANDARD COMPOUNDS
AREA AND RT SUMMARY

Instrument ID: GC_D2.i
Lab File ID: 031F3101.D
Lab Smp Id: LEKL02AA
Analysis Type: SV
Quant Type: ISTD
Operator: MPK/TLW
Method File: \\DenSvr03\Public\chem\GCS\GC_D2.i\0623092.B\8141A-2.m
Misc Info:

Calibration Date: 24-JUN-2009
Calibration Time: 05:41
Client Smp ID: M-44B
Level: LOW
Sample Type: WATER

COMPOUND	STANDARD	AREA LIMIT LOWER	AREA LIMIT UPPER	SAMPLE	%DIFF
11 Tributylphosphate	348689	174345	697378	217860	-37.52
36 TOCP	216057	108029	432114	155187	-28.17

COMPOUND	STANDARD	RT LIMIT LOWER	RT LIMIT UPPER	SAMPLE	%DIFF
11 Tributylphosphate	11.12	10.62	11.62	11.12	0.03
36 TOCP	18.82	18.32	19.32	18.82	-0.00

AREA UPPER LIMIT = +100% of internal standard area.
AREA LOWER LIMIT = - 50% of internal standard area.
RT UPPER LIMIT = + 0.50 minutes of internal standard RT.
RT LOWER LIMIT = - 0.50 minutes of internal standard RT.

TestAmerica

RECOVERY REPORT

Client Name: Northgate Environmen09-JUN-2009 00:00 Client SDG: 8304604
Sample Matrix: LIQUID Fraction: SV
Lab Smp Id: LEKL02AA Client Smp ID: M-44B
Level: LOW Operator: MPK/TLW
Data Type: GC DATA SampleType: SAMPLE
SpikeList File: fullDFCwater.spk Quant Type: ISTD
Sublist File: 8141A.sub
Method File: \\DenSvr03\Public\chem\GCS\GC_D2.i\0623092.B\8141A-2.m
Misc Info:

SURROGATE COMPOUND	CONC ADDED ug/L	CONC RECOVERED ug/L	% RECOVERED	LIMITS
$ 3 Chlormefos	1.996	1.130	56.59	48-114
$ 34 Triphenyl phosphat	1.996	1.448	72.56	50-150

Data File: \\DenSvr03\Public\chem\GCS\GC_D2.i\0623092.B\031F3101.D

Page 5

Date : 24-JUN-2009 07:31

Client ID: M-44B

Instrument: GC_D2.i

Sample Info: LEKL02AA,185-1

Operator: MPK/TLW

Column phase: RTx-OPPest

Column diameter: 0.32

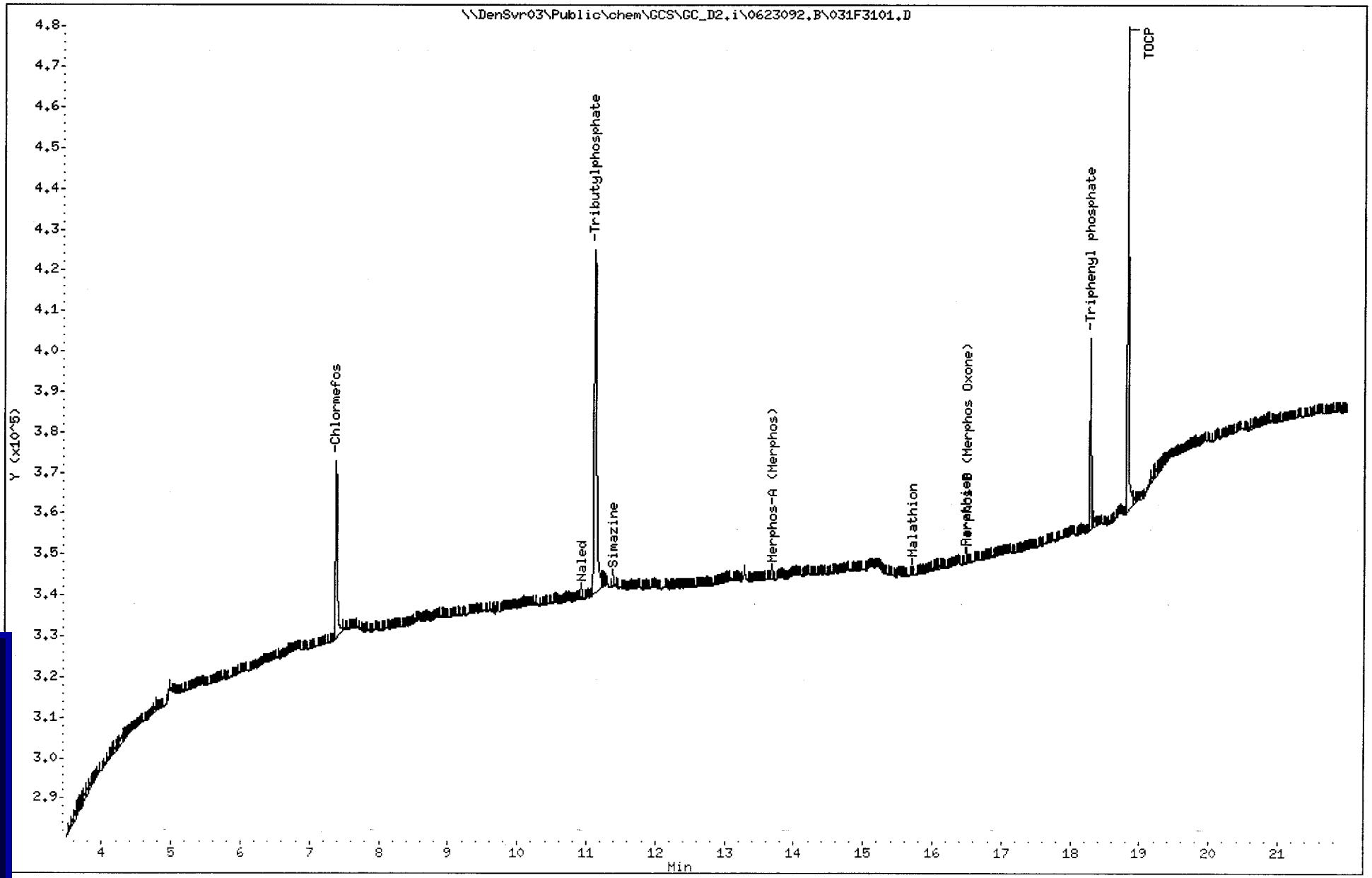

Table of Contents

GC SEMIVOLATILE
INITIAL CALIBRATION DATA

TestAmerica

THE LEADER IN ENVIRONMENTAL TESTING

GC and HPLC ICAL Review Checklist

TestAmerica
THE LEADER IN ENVIRONMENTAL TESTING

608 8081 8082 8151 (8141)
TPH/DRO Other SV 614

601 602 8021 BTEX
TPH/GRO Other Volatile GC_____

8310 8330 Other HPLC_____

Calibration Date: 062309

Instrument ID: D2

Review Items	Level 1 Yes	Level 1 No	Level 1 N/A	Level 2	Comments
Initial Calibration					
1. Are correct data files used?	✓			✓	
2. Is there a sufficient number of calibration points used?	✓			✓	
3. Are reasons for removal of points documented?	✓			✓	Better linearity
4. Is linearity acceptable, 8000 Series: linear least-squares regression with $r \geq 0.990$, (DOD projects require $r \geq 0.995$) quadratic fit COD $r^2 > 0.990$, or average response factors with RSD ≤ 20%? 600 Series: < 10% RSD or linear regression	✓			✓	
5. Are the correct RT windows applied to the ICAL integration?	✓			✓	
6. Are DDT & Endrin breakdown < 15%?			✓	✓	
7. Is each manual integration completely documented, signed and appropriate?	✓			✓	
8. Is traceability of standards properly documented?	✓			✓	
9. Was second level hand calculation performed? (document analyte checked)	-----	-----	-----	✓	
10. Was second-source ICV performed & recovery 85-115%? 062509	✗	✓		✓	Primary Include %R Mevinphos -16.4%, Naled -43.3%, Simazine +29.9% Disulfoton -15.5%, Malathion -17.7%, Carbophenothion-methyl -34.0%, Phosmet -16.8% Secondary Include %R Naled -43.3%, Simazine +68.3%, Disulfoton -17.4%, Malathion -25.8%, Carbophenothion-methyl -38.1% Merphos -24.4%

1st Level Reviewer: Teresa L. Williams Date: 6/25/09

2nd Level Reviewer: [signature] Date: 6/26/09

Table of Contents

JENCE\062309.S

Sequence Table (Front Injector):

Quantification Part:

Line	Location	SampleName	SampleAmount	ISTDAmt	Multiplier	Dilution
1	Vial 1	PRIMER				
2	Vial 2	HEXANE				
3	Vial 3	OPP L7 GSV0634				
4	Vial 4	OPP L6 GSV0637				
5	Vial 5	OPP L5 GSV0635				
6	Vial 6	OPP L4 GSV0638				
7	Vial 7	OPP L3 GSV0639				
8	Vial 8	OPP L2 GSV0640				
9	Vial 9	OPP L1 GSV0641				
10	Vial 10	OPP SS GSV0633				
11	Vial 11	LE2931AA,MB				
12	Vial 12	LE2931AC,LCS				
13	Vial 13	LE2931AD,LCSD				
14	Vial 14	LEQA91AC,222-15 — RD @10x, 3x				
15	Vial 15	LEQCQ1AC,222-18 — RD @2x				
16	Vial 16	LERD61AD,377-1				
17	Vial 17	LERD81AH,377-3				
18	Vial 18	LERN71AF,115-1				
19	Vial 19	LERPQ1AF,115-2				
20	Vial 20	LERPX1AF,115-3				
21	Vial 21	LE1F91AJ,138-1				
22	Vial 22	LE29M1AA,MB				
23	Vial 23	LE29M1AC,LCS				
24	Vial 24	LE29M1AD,LCSD				
25	Vial 25	LEQA91AA,222-15 - RD @10x, 3x				
26	Vial 26	LEQCQ1AA,222-18 - RD @2x				
27	Vial 27	OPP L5 GSV0635				
28	Vial 28	LFARC1AA,MB				
29	Vial 29	LFARC1AC,LCS				
30	Vial 30	LFARC1AD,LCSD				
31	Vial 31	LEKL02AA,185-1				
32	Vial 32	LE29L1AA,MB				
33	Vial 33	LE29L1AC,LCS				
34	Vial 34	LE29L1AD,LCSD				
35	Vial 35	LERCV1AA,370-1				
36	Vial 36	LEWJG1AA,143-1				
37	Vial 37	LE5PX1AA,MB				
38	Vial 38	LE5PX1AC,LCS				
39	Vial 39	LE5PX1AD,LCSD				
40	Vial 40	LE39F1AA,179-1				
41	Vial 41	LE3PF1AA,179-2				
42	Vial 42	LE39L1AA,179-3				
43	Vial 43	OPP L5 GSV0635				
44	Vial 44	LFARL1AA,MB				
45	Vial 45	LFARL1AC,LCS				
46	Vial 46	LFARL1AD,LCSD				
47	Vial 47	LEKLE2AE,180-2				
48	Vial 48	LEKLF2AE,180-3				
49	Vial 49	LEKLL2AE,180-4				
50	Vial 50	LEKLQ2AE,180-5				
51	Vial 51	LENR72AD,322-1				
52	Vial 52	LEPG32AJ,161-1				
53	Vial 53	OPP L5 GSV0635				
54	Vial 54	LFAPC1AA,MB				
55	Vial 55	LFAPC1AC,LCS				
56	Vial 56	LFAPC1AD,LCSD				
57	Vial 57	LE10L1AA,193-1				
58	Vial 58	LFAN01AA,MB				

9168144
9168147
9170431
9168145
9168053
9170430
9170423

02 6/23/2009 4:47:49 PM MPK/TLW

Line	Location	SampleName	SampleAmount	ISTDAmt	Multiplier	Dilution
59	Vial 59	LFAN01AC,LCS				
60	Vial 60	LFAN01AD,LCSD				
61	Vial 61	LE4291AA,273-1				
62	Vial 62	LE4291AD,273-1S				
63	Vial 63	LE4291AE,273-1D				
64	Vial 64	LE9PJ1AA,215-1				
65	Vial 65	OPP L5 GSV0635				
66	Vial 66	OPP L1 GSV0641				
67	Vial 100	HEXANE/ACETONE				

9/30/19

Sequence Table (Back Injector):

No entries - empty table!

Report Date : 25-Jun-2009 12:14 Page 1

TestAmerica

INITIAL CALIBRATION DATA

Start Cal Date : 23-JUN-2009 18:45
End Cal Date : 23-JUN-2009 21:29
Quant Method : ISTD
Target Version : 4.14
Integrator : Falcon
Method file : \\DenSvr03\Public\chem\GCS\GC_D2.i\0623091.B\8141A-1.m
Last Edit : 25-Jun-2009 11:33 GC_D2.i

Calibration File Names:
Level 1: \\DenSvr03\Public\chem\GCS\GC_D2.i\0623091.B\009F0901.D
Level 2: \\DenSvr03\Public\chem\GCS\GC_D2.i\0623091.B\008F0801.D
Level 3: \\DenSvr03\Public\chem\GCS\GC_D2.i\0623091.B\007F0701.D
Level 4: \\DenSvr03\Public\chem\GCS\GC_D2.i\0623091.B\006F0601.D
Level 5: \\DenSvr03\Public\chem\GCS\GC_D2.i\0623091.B\005F0501.D
Level 6: \\DenSvr03\Public\chem\GCS\GC_D2.i\0623091.B\004F0401.D
Level 7: \\DenSvr03\Public\chem\GCS\GC_D2.i\0623091.B\003F0301.D

SEE CALIBRATION HISTORY

Compound	0.2000000 Level 1 / 5.0000 Level 7	0.5000000 Level 2	1.0000 Level 3	2.0000 Level 4	3.0000 Level 5	4.0000 Level 6	Curve	Coefficients b	Coefficients m1	Coefficients m2	%RSD or R^2
1 o,o,o-TEPT	3.11448	2.66739	2.70059	2.55007	2.60963	2.66953					
	2.47996						AVRG		2.68452		7.62151
2 Dichlorvos	2.18502	1.75409	1.71319	1.64342	1.68952	1.73138					
	1.78869						AVRG		1.78647		10.17284
3 Mevinphos	19882	43566	86422	157517	226720	309489					
	379746						QUAD	-0.01917	1.04994	-0.01902	0.99970
5 Thionazin	39478	83526	168667	305904	425104	580455					
	709338						WLINR	-0.02772	1.84486		0.99980

Table of Contents

TestAmerica

INITIAL CALIBRATION DATA

Start Cal Date : 23-JUN-2009 18:45
End Cal Date : 23-JUN-2009 21:29
Quant Method : ISTD
Target Version : 4.14
Integrator : Falcon
Method file : \\DenSvr03\Public\chem\GCS\GC_D2.i\0623091.B\8141A-1.m
Last Edit : 25-Jun-2009 11:33 GC_D2.i

Compound	0.2000000 Level 1	0.5000000 Level 2	1.0000 Level 3	2.0000 Level 4	3.0000 Level 5	4.0000 Level 6	5.0000 Level 7	Curve	Coefficients b	Coefficients m1	Coefficients m2	%RSD or R^2	
6 Demeton-O	15408	27109	51006	95417	148675	191830	242756	LINR	0.00206	1.95609		0.99741	
7 Ethoprop	2.08108	1.76033	1.72947	1.73718	1.74704	1.72415	1.75435	AVRG		1.79051		7.19255	
8 Naled	5458	15429	38919	87979	124499	181215	238224	WLINR	0.07174	0.60949		0.99363	1/x
10 Sulfotepp	58985	120892	238217	422507	552189	756789	906916	WLINR	-0.05652	2.37578		0.99937	1/x
11 Phorate	36780	81369	161295	290093	373219	531607	638786	WLINR	-0.03601	1.68189		0.99906	$1/x^2$
12 Dimethoate	2.25898	2.10266	2.21631	2.24190	2.06784	2.21647	2.17355	AVRG		2.18253		3.30804	
13 Demeton-S	1.84452	1.56521	1.56240	1.54388	1.46253	1.55836	1.51615	AVRG		1.57901		7.76256	

Table of Contents

TestAmerica

INITIAL CALIBRATION DATA

Start Cal Date : 23-JUN-2009 18:45
End Cal Date : 23-JUN-2009 21:29
Quant Method : ISTD
Target Version : 4.14
Integrator : Falcon
Method file : \\DenSvr03\Public\chem\GCS\GC_D2.i\0623091.B\8141A-1.m
Last Edit : 25-Jun-2009 11:33 GC_D2.i

Compound	0.2000000 Level 1	0.5000000 Level 2	1.0000 Level 3	2.0000 Level 4	3.0000 Level 5	4.0000 Level 6	5.0000 Level 7	Curve	Coefficients b	m1	m2	%RSD or R^2	
14 Simazine	6316	23502	50127	110053	132153	213810	257836	LINR	0.07628	0.69755		0.99185	
15 Atrazine	14576	30891	65109	130344	174931	255308	317594	WLINR	0.00584	0.81523		0.99717	1/x
16 propazine	12297	28657	57161	109515	156499	232020	284425	WLINR	0.01121	0.73049		0.99605	1/x
17 Disulfoton	25465	54532	110305	195924	272261	360549	464961	QUAD	-0.05100	0.91286	-0.02408	0.99961	
18 Diazinon	38189	86793	166723	282102	420587	592289	708504	WLINR	-0.02442	1.83945		0.99796	1/x
19 Methyl Parathion	1.40559	1.14649	1.21056	1.25080	1.25285	1.28366	1.29489	AVRG		1.26355		6.32716	
20 Ronnel	25044	53531	109138	205721	265308	378229	469858	WLINR	-0.02302	1.20759		0.99889	1/x

Table of Contents

TestAmerica

INITIAL CALIBRATION DATA

Start Cal Date : 23-JUN-2009 18:45
End Cal Date : 23-JUN-2009 21:29
Quant Method : ISTD
Target Version : 4.14
Integrator : Falcon
Method file : \\DenSvr03\Public\chem\GCS\GC_D2.i\0623091.B\8141A-1.m
Last Edit : 25-Jun-2009 11:33 GC_D2.i

Compound	0.2000000 Level 1	0.5000000 Level 2	1.0000 Level 3	2.0000 Level 4	3.0000 Level 5	4.0000 Level 6	5.0000 Level 7	Curve	Coefficients b	m1	m2	%RSD or R^2	
21 Malathion	24656	51427	105555	186739	260217	342520	437147	QUAD	-0.04516	0.93587	-0.01600	0.99968	
22 Fenthion	27076	52299	111970	198150	280488	360713	468032	WLINR	-0.03241	1.19129		0.99900	1/x
23 Parathion	26621	51883	117581	218596	303969	401530	511327	WLINR	-0.01299	1.31989		0.99895	1/x
24 Chlorpyrifos	31839	64710	139185	244192	349519	451347	594411	WLINR	-0.03036	1.47881		0.99772	$1/x^2$
25 Trichloronate	28929	56985	119674	224592	325353	441914	547464	WLINR	-0.01134	1.41513		0.99846	1/x
26 Anilazine	2023	2628	6929	9716	15181	22545	+++++	QUAD	-0.11914	19.85526	-36.87785	0.99270	
27 Merphos-A (Merphos)	1.15849	0.99898	1.07004	1.09152	1.08956	1.16662	1.18435	AVRG		1.10851		5.90990	

Table of Contents

TestAmerica

INITIAL CALIBRATION DATA

Start Cal Date : 23-JUN-2009 18:45
End Cal Date : 23-JUN-2009 21:29
Quant Method : ISTD
Target Version : 4.14
Integrator : Falcon
Method file : \\DenSvr03\Public\chem\GCS\GC_D2.i\0623091.B\8141A-1.m
Last Edit : 25-Jun-2009 11:33 GC_D2.i

Compound	0.2000000 Level 1 / 5.0000 Level 7	0.5000000 Level 2	1.0000 Level 3	2.0000 Level 4	3.0000 Level 5	4.0000 Level 6	Curve	Coefficients b	m1	m2	%RSD or R^2	
28 Tetrachlorvinphos (Stirophos)	0.98659	0.89288	0.80351	0.84321	0.83378	0.88134						
	0.91559						AVRG		0.87956		6.90550	
29 Tokuthion	1.71340	1.38592	1.35844	1.30366	1.34285	1.37682						
	1.37795						AVRG		1.40844		9.75326	
30 Merphos-B (Merphos Oxone)	15751	22670	39199	62353	84311	105048						
	125360						WLINR	-0.20627	0.31282		0.99844	1/X
31 Carbophenothion-methyl	23285	46822	95515	165709	238405	333120						
	409044						WLINR	-0.02773	1.04781		0.99864	1/X
32 Fensulfothion	13577	33283	83462	158538	236724	322200						
	381620						WLINR	0.03157	1.03741		0.99825	1/X
33 Bolstar / Famphur	52004	112589	226926	398579	557777	766101						
	938259						WLINR	-0.05951	1.21521		0.99976	1/X
34 Carbophenothion	25387	54329	109324	200124	278864	388078						
	472111						WLINR	-0.02821	1.20683		0.99902	$1/X^2$

Table of Contents

TestAmerica

INITIAL CALIBRATION DATA

Start Cal Date : 23-JUN-2009 18:45
End Cal Date : 23-JUN-2009 21:29
Quant Method : ISTD
Target Version : 4.14
Integrator : Falcon
Method file : \\DenSvr03\Public\chem\GCS\GC_D2.i\0623091.B\8141A-1.m
Last Edit : 25-Jun-2009 11:33 GC_D2.i

Compound	0.2000000 Level 1	0.5000000 Level 2	1.0000 Level 3	2.0000 Level 4	3.0000 Level 5	4.0000 Level 6	Curve	Coefficients b	m1	m2	%RSD or R^2	
	5.0000 Level 7											
36 Phosmet	22083	47188	104080	180376	252740	351470						
	426793						QUAD	-0.01967	0.91647	-0.00886	0.99945	
37 EPN	1.15342	0.93946	1.07136	1.07755	1.08008	1.13215						
	1.11486						AVRG		1.08127		6.44602	
38 Azinphos-methyl	25517	50439	109259	193031	276519	382364						1/X2
	463740						WLINR	-0.02986	1.17963		0.99662	
40 Azinphos-ethyl	38243	74508	124359	205777	284575	388289						1/X2
	465014						WLINR	-0.10131	1.19118		0.99725	
41 Coumaphos	1.17543	1.09239	0.95869	0.95233	1.00216	1.00993						
	1.03915						AVRG		1.03287		7.64035	
42 Merphos	34486	64456	133317	240071	332307	462362						1/X
	575542						WLINR	-0.03288	1.46473		0.99870	
43 Total Demeton	35692	71629	144455	266348	375039	516393						1/X
	634640						WLINR	-0.02439	1.63711		0.99915	

Table of Contents

TestAmerica

INITIAL CALIBRATION DATA

Start Cal Date : 23-JUN-2009 18:45
End Cal Date : 23-JUN-2009 21:29
Quant Method : ISTD
Target Version : 4.14
Integrator : Falcon
Method file : \\DenSvr03\Public\chem\GCS\GC_D2.i\0623091.B\8141A-1.m
Last Edit : 25-Jun-2009 11:33 GC_D2.i

Compound	0.2000000 Level 1	0.5000000 Level 2	1.0000 Level 3	2.0000 Level 4	3.0000 Level 5	4.0000 Level 6	Curve	Coefficients b	m1	m2	%RSD or R^2
	5.0000 Level 7										
$ 4 Chlormefos	2.30536	2.08872	1.96886	1.94217	2.07401	2.06046					
	2.00908						AVRG		2.06409		5.79639
$ 35 Triphenyl phosphate	20062	44539	87495	157185	222156	305742					
	369563						QUAD	-0.02404	1.04905	-0.00795	0.99952

Table of Contents

TestAmerica

INITIAL CALIBRATION DATA

Start Cal Date : 23-JUN-2009 18:45
End Cal Date : 23-JUN-2009 21:29
Quant Method : ISTD
Target Version : 4.14
Integrator : Falcon
Method file : \\DenSvr03\Public\chem\GCS\GC_D2.i\0623091.B\8141A-1.m
Last Edit : 25-Jun-2009 11:33 GC_D2.i

Curve	Formula	Units
Averaged	Amt = Rsp/m1	Response
Linear	Amt = b + Rsp/m1	Response
Wt Linear	Amt = b + Rsp/m1	Response
Quad	Amt = b + m1*Rsp + m2*Rsp^2	Response

Table of Contents

-2009 12:14

Calibration History

Method : \\DenSvr03\Public\chem\GCS\GC_D2.i\0623091.B\8141A-1.m
Start Cal Date: 23-JUN-2009 18:45
End Cal Date : 23-JUN-2009 21:29
Last Cal Level: 1
Last Cal Type : Continuing Calibration

Initial Calibration

Injection Date	Sublist	Calibration File
Cal Level: 1 , Cal Amount: 0.20000		
23-JUN-2009 21:29	8141A	\\DenSvr03\Public\chem\GCS\GC_D2.i\0623091.B\009F0901.D
Cal Level: 2 , Cal Amount: 0.50000		
23-JUN-2009 21:02	8141A	\\DenSvr03\Public\chem\GCS\GC_D2.i\0623091.B\008F0801.D
Cal Level: 3 , Cal Amount: 1.00000		
23-JUN-2009 20:34	8141A	\\DenSvr03\Public\chem\GCS\GC_D2.i\0623091.B\007F0701.D
Cal Level: 4 , Cal Amount: 2.00000		
23-JUN-2009 20:07	8141A	\\DenSvr03\Public\chem\GCS\GC_D2.i\0623091.B\006F0601.D
Cal Level: 5 , Cal Amount: 3.00000		
23-JUN-2009 19:40	8141A	\\DenSvr03\Public\chem\GCS\GC_D2.i\0623091.B\005F0501.D
Cal Level: 6 , Cal Amount: 4.00000		
23-JUN-2009 19:12	8141A	\\DenSvr03\Public\chem\GCS\GC_D2.i\0623091.B\004F0401.D
Cal Level: 7 , Cal Amount: 5.00000		
23-JUN-2009 18:45	8141A	\\DenSvr03\Public\chem\GCS\GC_D2.i\0623091.B\003F0301.D

Continuing Calibration

OBAL LEVEL 5

25-JUN-2009 10:34	8141A	\\DenSvr03\Public\chem\GCS\GC_D2.i\0623091.B\065F6501.D
24-JUN-2009 17:34	8141A	\\DenSvr03\Public\chem\GCS\GC_D2.i\0623091.B\053F5301.D
24-JUN-2009 13:00	8141A	\\DenSvr03\Public\chem\GCS\GC_D2.i\0623091.B\043F4301.D
24-JUN-2009 12:05	8141A	\\DenSvr03\Public\chem\GCS\GC_D2.i\0623091.B\041F4101.D
24-JUN-2009 05:41	8141A	\\DenSvr03\Public\chem\GCS\GC_D2.i\0623091.B\027F2701.D
23-JUN-2009 21:57	8141A	\\DenSvr03\Public\chem\GCS\GC_D2.i\0623091.B\010F1001.D
23-JUN-2009 20:07	8141A	\\DenSvr03\Public\chem\GCS\GC_D2.i\0623091.B\006F0601.D
23-JUN-2009 19:40	8141A	\\DenSvr03\Public\chem\GCS\GC_D2.i\0623091.B\005F0501.D

Report Date : 25-Jun-2009 12:24 Page 1

TestAmerica

INITIAL CALIBRATION DATA

Start Cal Date : 23-JUN-2009 18:45
End Cal Date : 23-JUN-2009 21:29
Quant Method : ISTD
Target Version : 4.14
Integrator : Falcon
Method file : \\DenSvr03\Public\chem\GCS\GC_D2.i\0623092.B\8141A-2.m
Last Edit : 25-Jun-2009 12:12 williamst

Calibration File Names:
Level 1: \\DenSvr03\Public\chem\GCS\GC_D2.i\0623092.B\009F0901.D
Level 2: \\DenSvr03\Public\chem\GCS\GC_D2.i\0623092.B\008F0801.D
Level 3: \\DenSvr03\Public\chem\GCS\GC_D2.i\0623092.B\007F0701.D
Level 4: \\DenSvr03\Public\chem\GCS\GC_D2.i\0623092.B\006F0601.D
Level 5: \\DenSvr03\Public\chem\GCS\GC_D2.i\0623092.B\005F0501.D
Level 6: \\DenSvr03\Public\chem\GCS\GC_D2.i\0623092.B\004F0401.D
Level 7: \\DenSvr03\Public\chem\GCS\GC_D2.i\0623092.B\003F0301.D

SEE CALIBRATION HISTORY

Compound	0.2000000 Level 1	0.5000000 Level 2	1.0000 Level 3	2.0000 Level 4	3.0000 Level 5	4.0000 Level 6	Curve	Coefficients b	m1	m2	%RSD or R^2	
	5.0000 Level 7											
1 o,o,o-TEPT	44732	103822	212381	374024	506038	687401						
	831738						WLINR	-0.02988	2.34991		0.99947	1/x
2 Dichlorvos	34171	75806	166914	282783	394132	567661						
	756313						WLINR	-0.00102	1.99919		0.99468	1/x
4 Mevinphos	1.63566	1.47926	1.35201	1.35300	1.41461	1.47640						
	1.45002						AVRG		1.45157		6.67149	
5 Demeton-O	7836	14832	34112	59734	88187	120125						
	151484						WLINR	-0.00236	1.27659		0.99784	1/x

Table of Contents

Report Date : 25-Jun-2009 12:24

TestAmerica

INITIAL CALIBRATION DATA

Start Cal Date : 23-JUN-2009 18:45
End Cal Date : 23-JUN-2009 21:29
Quant Method : ISTD
Target Version : 4.14
Integrator : Falcon
Method file : \\DenSvr03\Public\chem\GCS\GC_D2.i\0623092.B\8141A-2.m
Last Edit : 25-Jun-2009 12:12 williamst

Compound	0.2000000 Level 1 / 5.0000 Level 7	0.5000000 Level 2	1.0000 Level 3	2.0000 Level 4	3.0000 Level 5	4.0000 Level 6	Curve	Coefficients b	Coefficients m1	Coefficients m2	%RSD or R^2	
6 Thionazin	2.37457	1.98080	1.89873	1.87531	1.87711	1.98673						
	1.92075						AVRG		1.98772		8.88100	
7 Ethoprop	27522	57200	121206	222155	302525	405229						1/x2
	499308						WLINR	-0.02802	1.38936		0.99932	
8 Phorate	1.89364	1.67482	1.66868	1.56404	1.73877	1.73107						
	1.93002						AVRG		1.74301		7.40773	
9 Naled	5095	12967	33191	76581	117820	170750						
	225614						LINR	0.15500	0.65547		0.99297	
10 Sulfotepp	49448	106441	212892	390105	563817	752389						1/x2
	940559						WLINR	-0.02526	2.55179		0.99872	
12 Simazine	0.37282	0.36488	0.33224	0.34170	0.40826	0.36848						
	0.44398						AVRG		0.37605		10.26683	
13 Diazinon	27996	56334	116464	212685	308140	404308						1/x
	508283						WLINR	-0.02131	1.40379		0.99933	

Table of Contents

TestAmerica

INITIAL CALIBRATION DATA

Start Cal Date : 23-JUN-2009 18:45
End Cal Date : 23-JUN-2009 21:29
Quant Method : ISTD
Target Version : 4.14
Integrator : Falcon
Method file : \\DenSvr03\Public\chem\GCS\GC_D2.i\0623092.B\8141A-2.m
Last Edit : 25-Jun-2009 12:12 williamst

Compound	0.2000000 Level 1	0.5000000 Level 2	1.0000 Level 3	2.0000 Level 4	3.0000 Level 5	4.0000 Level 6	5.0000 Level 7	Curve	Coefficients b	m1	m2	%RSD or R^2
14 Atrazine	12131	23395	50439	100576	154206	211663	295322	QUAD	-0.00732	1.66427	-0.22038	0.99954
15 Propazine	11349	21743	44492	92485	128449	178009	245979	QUAD	-0.02930	1.94506	-0.27692	0.99887
16 Disulfoton	27270	55981	114701	210129	290060	395767	494187	QUAD	-0.03434	0.77934	-0.01537	0.99974
17 Demeton-S	1.72813	1.55739	1.45829	1.60850	1.49901	1.60320	1.79538	AVRG		1.60713		7.46731
18 Dimethoate	35174	72005	146080	280666	399832	546565	677802	WLINR	-0.00974	1.87539		0.99837
19 Ronnel	1.50605	1.28504	1.20859	1.21662	1.21045	1.29692	1.29116	AVRG		1.28783		8.08585
20 Merphos-A (Merphos)	0.77756	0.71471	0.85444	0.67368	0.54156	0.68643	0.50203	AVRG		0.67863		18.25275

Table of Contents

TestAmerica

INITIAL CALIBRATION DATA

Start Cal Date : 23-JUN-2009 18:45
End Cal Date : 23-JUN-2009 21:29
Quant Method : ISTD
Target Version : 4.14
Integrator : Falcon
Method file : \\DenSvr03\Public\chem\GCS\GC_D2.i\0623092.B\8141A-2.m
Last Edit : 25-Jun-2009 12:12 williamst

Compound	0.2000000 Level 1	0.5000000 Level 2	1.0000 Level 3	2.0000 Level 4	3.0000 Level 5	4.0000 Level 6	Curve	Coefficients b	m1	m2	%RSD or R^2	
	5.0000 Level 7											
21 Chlorpyrifos	1.43612	1.29032	1.12411	1.28043	1.29945	1.34773						
	1.38178						AVRG		1.30856		7.53897	
22 Fenthion	1.49442	1.38148	1.22211	1.18597	1.15985	1.22749						
	1.21273						AVRG		1.26915		9.61576	
23 Trichloronate	1.85319	1.49315	1.36909	1.51851	1.50289	1.53564						
	1.64218						AVRG		1.55924		9.76853	
24 Anilazine	2008	3861	7364	11989	17275	22912						1/x^2
	27406						WLINR	-0.07312	0.07627		0.99930	
25 Methyl Parathion	1.37683	1.28375	1.26331	1.27356	1.31858	1.37529						
	1.43399						AVRG		1.33219		4.83825	
26 Malathion	22638	45274	95360	186540	271950	360541						1/x
	466495						WLINR	0.00140	1.27309		0.99739	
27 Tokuthion	1.56455	1.35870	1.29308	1.22755	1.32862	1.40827						
	1.38140						AVRG		1.36602		7.75787	

Table of Contents

TestAmerica

INITIAL CALIBRATION DATA

Start Cal Date : 23-JUN-2009 18:45
End Cal Date : 23-JUN-2009 21:29
Quant Method : ISTD
Target Version : 4.14
Integrator : Falcon
Method file : \\DenSvr03\Public\chem\GCS\GC_D2.i\0623092.B\8141A-2.m
Last Edit : 25-Jun-2009 12:12 williamst

Compound	0.2000000 Level 1	0.5000000 Level 2	1.0000 Level 3	2.0000 Level 4	3.0000 Level 5	4.0000 Level 6	Curve	Coefficients b	m1	m2	%RSD or R^2	
	5.0000 Level 7											
28 Parathion	1.54442	1.30502	1.22480	1.32223	1.29070	1.32138						
	1.29980						AVRG		1.32976		7.53630	
29 Merphos-B (Merphos Oxone)	0.44116	0.32938	0.32963	0.22095	0.21652	0.24737						
	0.16133						AVRG		0.27805		33.96456	<-
30 Tetrachlorvinphos (stirophos)	1.03820	0.83273	0.82710	0.85747	0.84299	0.94465						
	0.94743						AVRG		0.89865		8.88223	
31 Carbophenothion methyl	1.35840	1.13714	1.04741	1.17713	1.07124	1.25307						
	1.25722						AVRG		1.18594		9.37290	
32 Bolstar	23585	49300	98580	182181	254530	346344						
	418697						WLINR	-0.03170	1.15893		0.99896	
33 Carbophenothion	23002	47421	100424	197453	276354	386010						
	470323						QUAD	0.00397	0.78935	-0.01333	0.99895	
35 Fensulfothion	0.93205	0.83697	0.83053	0.87867	0.85570	0.88981						
	0.78825						AVRG		0.85885		5.41643	

Table of Contents

TestAmerica

INITIAL CALIBRATION DATA

Start Cal Date : 23-JUN-2009 18:45
End Cal Date : 23-JUN-2009 21:29
Quant Method : ISTD
Target Version : 4.14
Integrator : Falcon
Method file : \\DenSvr03\Public\chem\GCS\GC_D2.i\0623092.B\8141A-2.m
Last Edit : 25-Jun-2009 12:12 williamst

Compound	0.2000000 Level 1	0.5000000 Level 2	1.0000 Level 3	2.0000 Level 4	3.0000 Level 5	4.0000 Level 6	5.0000 Level 7	Curve	Coefficients b	m1	m2	%RSD or R^2	
37 Phosmet / EPN	39081	76616	171289	297227	432874	577894	684509	WLINR	-0.04768	0.97646		0.99904	1/x
38 Famphur	1.53468	1.35375	1.22529	1.21710	1.30036	1.29311	1.16708	AVRG		1.29877		9.33126	
39 Azinphos-methyl	21683	50465	99647	166266	289882	337963	405228	WLINR	-0.01805	1.18604		0.99300	1/x
40 Azinphos-ethyl	21312	47425	91475	159661	244748	323036	398238	WLINR	-0.02118	1.10554		0.99854	1/x
41 Coumaphos	18547	36753	70761	134683	195684	266941	325913	WLINR	-0.02096	0.90306		0.99787	1/x
42 Merphos	1.78253	1.57893	1.72261	1.52115	1.65189	1.79505	1.76687	AVRG		1.68843		6.34458	
43 Total Demeton	1.68730	1.44701	1.39766	1.48883	1.42850	1.51270	1.64816	AVRG		1.51574		7.32571	

Table of Contents

TestAmerica

INITIAL CALIBRATION DATA

Start Cal Date : 23-JUN-2009 18:45
End Cal Date : 23-JUN-2009 21:29
Quant Method : ISTD
Target Version : 4.14
Integrator : Falcon
Method file : \\DenSvr03\Public\chem\GCS\GC_D2.i\0623092.B\8141A-2.m
Last Edit : 25-Jun-2009 12:12 williamst

Compound	0.2000000 Level 1	0.5000000 Level 2	1.0000 Level 3	2.0000 Level 4	3.0000 Level 5	4.0000 Level 6	Curve	Coefficients b	m1	m2	%RSD or R^2
	5.0000 Level 7										
$ 3 Chlormefos	2.10182	1.98130	2.00113	1.90214	1.84798	2.00810					
	1.92906						AVRG		1.96736		4.20409
$ 34 Triphenyl phosphate	17960	41926	86193	153943	219113	302779					
	342491						WLINR	-0.01824	1.00323		0.99796

1/x

Table of Contents

TestAmerica

INITIAL CALIBRATION DATA

Start Cal Date : 23-JUN-2009 18:45
End Cal Date : 23-JUN-2009 21:29
Quant Method : ISTD
Target Version : 4.14
Integrator : Falcon
Method file : \\DenSvr03\Public\chem\GCS\GC_D2.i\0623092.B\8141A-2.m
Last Edit : 25-Jun-2009 12:12 williamst

Curve	Formula	Units
Averaged	Amt = Rsp/m1	Response
Linear	Amt = b + Rsp/m1	Response
Wt Linear	Amt = b + Rsp/m1	Response
Quad	Amt = b + m1*Rsp + m2*Rsp^2	Response

Table of Contents

-2009 12:24

Calibration History

Method : \\DenSvr03\Public\chem\GCS\GC_D2.i\0623092.B\8141A-2.m
Start Cal Date: 23-JUN-2009 18:45
End Cal Date : 23-JUN-2009 21:29
Last Cal Level: 3
Last Cal Type : Initial Calibration

Initial Calibration

Injection Date	Sublist	Calibration File
Cal Level: 1 , Cal Amount: 0.20000		
23-JUN-2009 21:29	8141A	\\DenSvr03\Public\chem\GCS\GC_D2.i\0623092.B\009F0901.D
Cal Level: 2 , Cal Amount: 0.50000		
23-JUN-2009 21:02	8141A	\\DenSvr03\Public\chem\GCS\GC_D2.i\0623092.B\008F0801.D
Cal Level: 3 , Cal Amount: 1.00000		
23-JUN-2009 20:34	8141A	\\DenSvr03\Public\chem\GCS\GC_D2.i\0623092.B\007F0701.D
Cal Level: 4 , Cal Amount: 2.00000		
23-JUN-2009 20:07	8141A	\\DenSvr03\Public\chem\GCS\GC_D2.i\0623092.B\006F0601.D
Cal Level: 5 , Cal Amount: 3.00000		
23-JUN-2009 19:40	8141A	\\DenSvr03\Public\chem\GCS\GC_D2.i\0623092.B\005F0501.D
Cal Level: 6 , Cal Amount: 4.00000		
23-JUN-2009 19:12	8141A	\\DenSvr03\Public\chem\GCS\GC_D2.i\0623092.B\004F0401.D
Cal Level: 7 , Cal Amount: 5.00000		
23-JUN-2009 18:45	8141A	\\DenSvr03\Public\chem\GCS\GC_D2.i\0623092.B\003F0301.D

Continuing Calibration

OBAL LEVEL 5

23-JUN-2009 21:57	8141A	\\DenSvr03\Public\chem\GCS\GC_D2.i\0623092.B\010F1001.D
23-JUN-2009 20:07	8141A	\\DenSvr03\Public\chem\GCS\GC_D2.i\0623092.B\006F0601.D
23-JUN-2009 19:40	8141A	\\DenSvr03\Public\chem\GCS\GC_D2.i\0623092.B\005F0501.D
25-JUN-2009 10:34	8141A	\\DenSvr03\Public\chem\GCS\GC_D2.i\0623092.B\065F6501.D
24-JUN-2009 17:34	8141A	\\DenSvr03\Public\chem\GCS\GC_D2.i\0623092.B\053F5301.D
24-JUN-2009 13:00	8141A	\\DenSvr03\Public\chem\GCS\GC_D2.i\0623092.B\043F4301.D
24-JUN-2009 05:41	8141A	\\DenSvr03\Public\chem\GCS\GC_D2.i\0623092.B\027F2701.D

\\DenSvr03\Public\chem\GCS\GC_D2.i\0623091.B/010F1001.D
Report Date: 06/25/2009

CONTINUING CALIBRATION COMPOUNDS
PERCENT DRIFT REPORT

Instrument ID: GC_D2.i
Lab File ID: 010F1001.D
Analysis Type: NONE

Injection Date: 23-JUN-2009 21:57
Lab Sample ID: OPP SS GSV0633
Method File: \\DenSvr03\Public\chem\GCS\GC_D2.

	COMPOUND	EXPECTED CONC.	MEASURED CONC.	%D	MAX %D	
1	o,o,o-TEPT	2.0000	1.9765	1.2	15.0	
2	Dichlorvos	2.0000	1.9443	2.8	15.0	
3	Mevinphos	2.0000	1.6725	16.4	15.0	<-
4	Chlormefos	2.0000	1.8120	9.4	15.0	
5	Thionazin	2.0000	2.0211	1.1	15.0	
6	Demeton-O	0.6500	1.7861	174.8	15.0	<- ok, see total demeton
7	Ethoprop	2.0000	2.0786	3.9	15.0	
8	Naled	2.0000	1.1347	43.3	15.0	<-
9	Sulfotepp	2.0000	1.7818	10.9	15.0	
10	Phorate	2.0000	2.0050	0.2	15.0	
11	Dimethoate	2.0000	1.9262	3.7	15.0	
12	Demeton-S	1.3600	0.1938	85.7	15.0	<- ok, see total demeton
13	Simazine	2.0000	2.5986	29.9	15.0	<-
14	Atrazine	2.0000	1.8590	7.0	15.0	
15	propazine	2.0000	1.8370	8.2	15.0	
17	Disulfoton	2.0000	1.6904	15.5	15.0	<-
16	Diazinon	2.0000	2.0260	1.3	15.0	
18	Methyl Parathion	2.0000	2.0069	0.3	15.0	
19	Ronnel	2.0000	2.0248	1.2	15.0	
20	Malathion	2.0000	1.6468	17.7	15.0	<-
21	Fenthion	2.0000	1.8872	5.6	15.0	
22	Parathion	2.0000	1.9382	3.1	15.0	
23	Chlorpyrifos	2.0000	1.9593	2.0	15.0	
24	Trichloronate	2.0000	1.8494	7.5	15.0	
25	Anilazine	2.0000	1.9977	0.1	15.0	
148	Merphos-A (Merphos)	2.0000	0.4166	79.2	999.0	
26	Tetrachlorvinphos (Stirophos)	2.0000	1.8811	5.9	15.0	
28	Tokuthion	2.0000	1.8974	5.1	15.0	
149	Merphos-B (Merphos Oxone)	2.0000	6.4508	222.5	999.0	
29	Carbophenothion-methyl	2.0000	1.3193	34.0	15.0	<-
29	Fensulfothion	2.0000	1.9971	0.1	15.0	
30	Bolstar / Famphur	4.0000	4.1435	3.6	15.0	
32	Carbophenothion	2.0000	1.9348	3.3	15.0	
31	Triphenyl phosphate	2.0000	1.6953	15.2	15.0	<- ok
34	Phosmet	2.0000	1.6638	16.8	15.0	<-
32	EPN	2.0000	1.8283	8.6	15.0	
33	Azinphos-methyl	2.0000	1.9078	4.6	15.0	
35	Azinphos-ethyl	2.0000	1.8093	9.5	15.0	
36	Coumaphos	2.0000	1.8472	7.6	15.0	

vr03\Public\chem\GCS\GC_D2.i\0623091.B/010F1001.D
Report Date: 06/25/2009

CONTINUING CALIBRATION COMPOUNDS
PERCENT DRIFT REPORT

Instrument ID: GC_D2.i
Lab File ID: 010F1001.D
Analysis Type: NONE

Injection Date: 23-JUN-2009 21:57
Lab Sample ID: OPP SS GSV0633
Method File: \\DenSvr03\Public\chem\GCS\GC_D2.

COMPOUND	EXPECTED CONC.	MEASURED CONC.	%D	MAX %D
27 Merphos	2.0000	1.7153	14.2	15.0
40 Total Demeton	2.0000	1.9799	1.0	15.0

Average %D = 21.6

\\DenSvr03\Public\chem\GCS\GC_D2.i\0623092.B/010F1001.D
Report Date: 06/25/2009

CONTINUING CALIBRATION COMPOUNDS
PERCENT DRIFT REPORT

Instrument ID: GC_D2.i
Lab File ID: 010F1001.D
Analysis Type: NONE

Injection Date: 23-JUN-2009 21:57
Lab Sample ID: OPP SS GSV0633
Method File: \\DenSvr03\Public\chem\GCS\GC_D2.

	COMPOUND	EXPECTED CONC.	MEASURED CONC.	%D	MAX %D	
1	o,o,o-TEPT	2.0000	2.1076	5.4	15.0	
2	Dichlorvos	2.0000	1.8638	6.8	15.0	
3	Chlormefos	2.0000	1.7562	12.2	15.0	
4	Mevinphos	2.0000	1.7879	10.6	15.0	
5	Demeton-O	0.6500	2.2401	244.6	15.0	<- ok, see total demeton
6	Thionazin	2.0000	1.9175	4.1	15.0	
7	Ethoprop	2.0000	2.0012	0.1	15.0	
8	Phorate	2.0000	1.8096	9.5	15.0	
10	Naled	2.0000	1.1350	43.3	15.0	<-
146	Sulfotepp	2.0000	1.7047	14.8	15.0	
10	Simazine	2.0000	3.3650	68.3	15.0	<-
12	Diazinon	2.0000	2.0531	2.7	15.0	
150	Atrazine	2.0000	1.8655	6.7	15.0	
13	Propazine	2.0000	1.9650	1.7	15.0	
14	Disulfoton	2.0000	1.6523	17.4	15.0	<-
15	Demeton-S	1.3600	0.0055	99.6	15.0	<- ok, see total demeton
16	Dimethoate	2.0000	1.8630	6.8	15.0	
17	Ronnel	2.0000	1.9661	1.7	15.0	
148	Merphos-A (Merphos)	2.0000	0.5121	74.4	999.0	
18	Chlorpyrifos	2.0000	1.9544	2.3	15.0	
19	Fenthion	2.0000	1.8328	8.4	15.0	
20	Trichloronate	2.0000	1.7718	11.4	15.0	
21	Anilazine	2.0000	1.7629	11.9	15.0	
23	Methyl Parathion	2.0000	1.9185	4.1	15.0	
24	Malathion	2.0000	1.4831	25.8	15.0	<-
25	Tokuthion	2.0000	1.8845	5.8	15.0	
26	Parathion	2.0000	1.9833	0.8	15.0	
149	Merphos-B (Merphos Oxone)	2.0000	4.1318	106.6	999.0	
27	Tetrachlorvinphos (stirophos)	2.0000	1.9895	0.5	15.0	
28	Carbophenothion methyl	2.0000	1.2389	38.1	15.0	<-
28	Bolstar	2.0000	2.0877	4.4	15.0	
30	Carbophenothion	2.0000	1.6971	15.1	15.0	<- ok
29	Triphenyl phosphate	2.0000	1.7185	14.1	15.0	
30	Fensulfothion	2.0000	1.9970	0.2	15.0	
35	Phosmet / EPN	4.0000	3.4640	13.4	15.0	
33	Famphur	2.0000	1.7223	13.9	15.0	
34	Azinphos-methyl	2.0000	1.7075	14.6	15.0	
35	Azinphos-ethyl	2.0000	1.7482	12.6	15.0	
36	Coumaphos	2.0000	1.9778	1.1	15.0	

r03\Public\chem\GCS\GC_D2.i\0623092.B/010F1001.D
Report Date: 06/25/2009

CONTINUING CALIBRATION COMPOUNDS
PERCENT DRIFT REPORT

Instrument ID: GC_D2.i
Lab File ID: 010F1001.D
Analysis Type: NONE

Injection Date: 23-JUN-2009 21:57
Lab Sample ID: OPP SS GSV0633
Method File: \\DenSvr03\Public\chem\GCS\GC_D2.

COMPOUND	EXPECTED CONC.	MEASURED CONC.	%D	MAX %D	
22 Merphos	2.0000	1.5128	24.4	15.0	<-
40 Total Demeton	2.0000	2.2456	12.3	15.0	

Average %D = 23.7

TestAmerica

Data file : \\DenSvr03\Public\chem\GCS\GC_D2.i\0623091.B\003F0301.D
Lab Smp Id: OPP L7 GSV0634 Client Smp ID: OPP L7 GSV0634
Inj Date : 23-JUN-2009 18:45
Operator : MPK/TLW Inst ID: GC_D2.i
Smp Info : OPP L7 GSV0634
Misc Info : IS - GSV0633-09
Comment :
Method : \\DenSvr03\Public\chem\GCS\GC_D2.i\0623091.B\8141A-1.m
Meth Date : 25-Jun-2009 11:07 GC_D2.i Quant Type: ISTD
Cal Date : 23-JUN-2009 21:29 Cal File: 009F0901.D
Als bottle: 3 Calibration Sample, Level: 7
Dil Factor: 1.00000
Integrator: Falcon Compound Sublist: 8141A.sub
Target Version: 4.14
Processing Host: DENPC075

	Compounds	RT	EXP RT	REL RT	RESPONSE	AMOUNTS CAL-AMT (ug/mL)	AMOUNTS ON-COL (ug/mL)
	1 o,o,o-TEPT	3.252	3.254	(0.182)	942652	5.00000	4.619
	2 Dichlorvos	4.072	4.074	(0.228)	679893	5.00000	5.006(A)
	3 Mevinphos	5.737	5.739	(0.322)	379746	5.00000	4.969
$	4 Chlormefos	5.834	5.836	(0.327)	763665	5.00000	4.867
	5 Thionazin	7.506	7.507	(0.421)	709338	5.00000	5.002(A)
	6 Demeton-O	7.647	7.649	(0.429)	242756	1.62500	1.636
	7 Ethoprop	7.851	7.852	(0.440)	666840	5.00000	4.899
	8 Naled	8.056	8.057	(0.451)	238224	5.00000	5.285(A)
*	9 Tributylphosphate	8.132	8.135	(1.000)	307766	2.00000	
	10 Sulfotepp	8.442	8.442	(0.473)	906916	5.00000	4.908
	11 Phorate	8.532	8.532	(0.478)	638786	5.00000	4.924
	12 Dimethoate	8.659	8.659	(0.485)	826183	5.00000	4.979
	13 Demeton-S	8.842	8.846	(0.496)	391884	3.40000	3.265
	14 Simazine	8.926	8.924	(0.500)	257836	5.00000	5.015(A)
	15 Atrazine	9.097	9.094	(0.510)	317594	5.00000	5.136(A)
	16 propazine	9.241	9.241	(0.518)	284425	5.00000	5.144(A)
	17 Disulfoton	9.871	9.869	(0.553)	464961	5.00000	5.031(A)
	18 Diazinon	9.901	9.902	(0.555)	708504	5.00000	5.018(A)
	19 Methyl Parathion	10.717	10.717	(0.601)	492199	5.00000	5.124(A)
	20 Ronnel	11.241	11.241	(0.630)	469858	5.00000	5.072(A)
	21 Malathion	11.804	11.804	(0.661)	437147	5.00000	5.027(A)
	22 Fenthion	11.932	11.932	(0.669)	468032	5.00000	5.103(A)
	23 Parathion	12.022	12.019	(0.674)	511327	5.00000	5.070(A)
	24 Chlorpyrifos	12.069	12.067	(0.676)	594411	5.00000	5.227(A)
	25 Trichloronate	12.496	12.496	(0.700)	547464	5.00000	5.066(A)
	26 Anilazine	12.814	12.817	(0.718)	42334	5.00000	5.100(A)
	27 Merphos-A (Merphos)	13.199	13.199	(0.740)	450182	5.00000	5.342(A)
	28 Tetrachlorvinphos (Stirophos)	13.822	13.824	(0.775)	348023	5.00000	5.205(A)
	29 Tokuthion	14.449	14.449	(0.810)	523771	5.00000	4.892
	30 Merphos-B (Merphos Oxone)	14.651	14.651	(0.821)	125360	5.00000	4.859
	31 Carbophenothion-methyl	15.239	15.239	(0.854)	409044	5.00000	5.080(A)
	32 Fensulfothion	15.364	15.361	(0.861)	381620	5.00000	4.902
	33 Bolstar / Famphur	16.056	16.053	(0.900)	938259	10.0000	10.04(A)

	Compounds	RT	EXP RT	REL RT	RESPONSE	AMOUNTS CAL-AMT (ug/mL)	AMOUNTS ON-COL (ug/mL)
	34 Carbophenothion	16.197	16.197	(0.908)	472111	5.00000	5.089(A)
$	35 Triphenyl phosphate	16.712	16.712	(0.936)	369563	5.00000	4.958(A)
	36 Phosmet	16.964	16.963	(0.951)	426793	5.00000	4.966
	37 EPN	17.151	17.151	(0.961)	423766	5.00000	5.155(A)
	38 Azinphos-methyl	17.481	17.480	(0.980)	463740	5.00000	5.111(A)
*	39 TOCP	17.846	17.846	(1.000)	152043	2.00000	
	40 Azinphos-ethyl	17.926	17.926	(1.004)	465014	5.00000	4.932
	41 Coumaphos	18.366	18.366	(1.029)	394987	5.00000	5.030(A)
S	42 Merphos				575542	5.00000	5.103(A)
M	43 Total Demeton				634640	5.00000	4.901

QC Flag Legend

A - Target compound detected but, quantitated amount exceeded maximum amount.

TestAmerica

INTERNAL STANDARD COMPOUNDS
AREA AND RT SUMMARY

Instrument ID: GC_D2.i
Lab File ID: 003F0301.D
Lab Smp Id: OPP L7 GSV0634
Analysis Type: SV
Quant Type: ISTD
Operator: MPK/TLW
Calibration Date: 23-JUN-2009
Calibration Time: 21:57
Client Smp ID: OPP L7 GSV0634
Level:
Sample Type:
Method File: \\DenSvr03\Public\chem\GCS\GC_D2.i\0623091.B\8141A-1.m
Misc Info: IS - GSV0633-09

		AREA LIMIT			
COMPOUND	STANDARD	LOWER	UPPER	SAMPLE	%DIFF
9 Tributylphosphate	297259	148630	594518	307766	3.53
39 TOCP	166788	83394	333576	152043	-8.84

		RT LIMIT			
COMPOUND	STANDARD	LOWER	UPPER	SAMPLE	%DIFF
9 Tributylphosphate	8.13	7.63	8.63	8.13	0.01
39 TOCP	17.85	17.35	18.35	17.85	0.01

AREA UPPER LIMIT = +100% of internal standard area.
AREA LOWER LIMIT = - 50% of internal standard area.
RT UPPER LIMIT = + 0.50 minutes of internal standard RT.
RT LOWER LIMIT = - 0.50 minutes of internal standard RT.



Data File: \\DenSvr03\Public\chem\GCS\GC_D2.i\06230911.B\003F0301.D
Date : 23-JUN-2009 18:45
Client ID: OPP L7 GSV0634
Sample Info: OPP L7 GSV0634
Column phase: RTx-1MS
Instrument: GC_D2.i
Operator: MPK/TLM
Column diameter: 0.32

\\DenSvr03\Public\chem\GCS\GC_D2.i\06230911.B\003F0301.D

TestAmerica

Data file : \\DenSvr03\Public\chem\GCS\GC_D2.i\0623091.B\004F0401.D
Lab Smp Id: OPP L6 GSV0637 Client Smp ID: OPP L6 GSV0637
Inj Date : 23-JUN-2009 19:12
Operator : MPK/TLW Inst ID: GC_D2.i
Smp Info : OPP L6 GSV0637
Misc Info : IS - GSV0633-09
Comment :
Method : \\DenSvr03\Public\chem\GCS\GC_D2.i\0623091.B\8141A-1.m
Meth Date : 25-Jun-2009 11:07 GC_D2.i Quant Type: ISTD
Cal Date : 23-JUN-2009 18:45 Cal File: 003F0301.D
Als bottle: 4 Calibration Sample, Level: 6
Dil Factor: 1.00000
Integrator: Falcon Compound Sublist: 8141A.sub
Target Version: 4.14
Processing Host: DENPC075

	Compounds	RT	EXP RT	REL RT	RESPONSE	AMOUNTS CAL-AMT (ug/mL)	AMOUNTS ON-COL (ug/mL)
	1 o,o,o-TEPT	3.253	3.254	(0.182)	817629	4.00000	3.978
	2 Dichlorvos	4.073	4.074	(0.228)	530291	4.00000	3.877
	3 Mevinphos	5.738	5.739	(0.322)	309489	4.00000	4.050
$	4 Chlormefos	5.835	5.836	(0.327)	631082	4.00000	3.993
	5 Thionazin	7.505	7.507	(0.421)	580455	4.00000	4.054
	6 Demeton-O	7.647	7.649	(0.429)	191830	1.30000	1.285
	7 Ethoprop	7.850	7.852	(0.440)	528076	4.00000	3.852
	8 Naled	8.057	8.057	(0.452)	181215	4.00000	4.026
*	9 Tributylphosphate	8.132	8.135	(1.000)	285148	2.00000	
	10 Sulfotepp	8.442	8.442	(0.473)	756789	4.00000	4.047
	11 Phorate	8.532	8.532	(0.478)	531607	4.00000	4.056
	12 Dimethoate	8.658	8.659	(0.485)	678866	4.00000	4.062
	13 Demeton-S	8.842	8.846	(0.496)	324563	2.72000	2.684
	14 Simazine	8.925	8.924	(0.500)	213810	4.00000	4.156
	15 Atrazine	9.095	9.094	(0.510)	255308	4.00000	4.102
	16 propazine	9.240	9.241	(0.518)	232020	4.00000	4.170
	17 Disulfoton	9.868	9.869	(0.553)	360549	4.00000	3.929
	18 Diazinon	9.902	9.902	(0.555)	592289	4.00000	4.156
	19 Methyl Parathion	10.717	10.717	(0.601)	393163	4.00000	4.064
	20 Ronnel	11.240	11.241	(0.630)	378229	4.00000	4.044
	21 Malathion	11.803	11.804	(0.661)	342520	4.00000	3.936
	22 Fenthion	11.932	11.932	(0.669)	360713	4.00000	3.890
	23 Parathion	12.022	12.019	(0.674)	401530	4.00000	3.947
	24 Chlorpyrifos	12.068	12.067	(0.676)	451347	4.00000	3.925
	25 Trichloronate	12.495	12.496	(0.700)	441914	4.00000	4.056
	26 Anilazine	12.817	12.817	(0.718)	22545	4.00000	4.009 (M)
	27 Merphos-A (Merphos)	13.198	13.199	(0.740)	357314	4.00000	4.210
	28 Tetrachlorvinphos (Stirophos)	13.822	13.824	(0.775)	269938	4.00000	4.008
	29 Tokuthion	14.448	14.449	(0.810)	421695	4.00000	3.910
	30 Merphos-B (Merphos Oxone)	14.650	14.651	(0.821)	105048	4.00000	3.973
	31 Carbophenothion-methyl	15.237	15.239	(0.854)	333120	4.00000	4.096
	32 Fensulfothion	15.365	15.361	(0.861)	322200	4.00000	4.119
	33 Bolstar / Famphur	16.055	16.053	(0.900)	766101	8.00000	8.114

	Compounds	RT	EXP RT	REL RT	RESPONSE	AMOUNTS CAL-AMT (ug/mL)	AMOUNTS ON-COL (ug/mL)
	34 Carbophenothion	16.197	16.197	(0.908)	388078	4.00000	4.143
$	35 Triphenyl phosphate	16.712	16.712	(0.937)	305742	4.00000	4.077(A)
	36 Phosmet	16.965	16.963	(0.951)	351470	4.00000	4.074
	37 EPN	17.150	17.151	(0.961)	346757	4.00000	4.188
	38 Azinphos-methyl	17.478	17.480	(0.980)	382364	4.00000	4.173
*	39 TOCP	17.843	17.846	(1.000)	153141	2.00000	
	40 Azinphos-ethyl	17.925	17.926	(1.005)	388289	4.00000	4.054
	41 Coumaphos	18.365	18.366	(1.029)	309324	4.00000	3.911
S	42 Merphos				462362	4.00000	4.057
M	43 Total Demeton				516393	4.00000	3.969

QC Flag Legend

A - Target compound detected but, quantitated amount exceeded maximum amount.
M - Compound response manually integrated.

TestAmerica

INTERNAL STANDARD COMPOUNDS
AREA AND RT SUMMARY

Instrument ID: GC_D2.i
Lab File ID: 004F0401.D
Lab Smp Id: OPP L6 GSV0637
Analysis Type: SV
Quant Type: ISTD
Operator: MPK/TLW
Method File: \\DenSvr03\Public\chem\GCS\GC_D2.i\0623091.B\8141A-1.m
Misc Info: IS - GSV0633-09

Calibration Date: 23-JUN-2009
Calibration Time: 21:57
Client Smp ID: OPP L6 GSV0637
Level:
Sample Type:

		AREA LIMIT			
COMPOUND	STANDARD	LOWER	UPPER	SAMPLE	%DIFF
9 Tributylphosphate	297259	148630	594518	285148	-4.07
39 TOCP	166788	83394	333576	153141	-8.18

		RT LIMIT			
COMPOUND	STANDARD	LOWER	UPPER	SAMPLE	%DIFF
9 Tributylphosphate	8.13	7.63	8.63	8.13	0.00
39 TOCP	17.85	17.35	18.35	17.84	-0.01

AREA UPPER LIMIT = +100% of internal standard area.
AREA LOWER LIMIT = - 50% of internal standard area.
RT UPPER LIMIT = + 0.50 minutes of internal standard RT.
RT LOWER LIMIT = - 0.50 minutes of internal standard RT.



Data File: \\DenSvr03\Public\chem\GCS\GC_D2.i\0623091.B\004F0401.D
Date : 23-JUN-2009 19:12
Client ID: OPP L6 GSV0637
Sample Info: OPP L6 GSV0637
Column phase: RTx-1MS

Instrument: GC_D2.i
Operator: MPK/TLW
Column diameter: 0.32

\\DenSvr03\Public\chem\GCS\GC_D2.i\0623091.B\004F0401.D

Data File Name: 004F0401.D
Inj. Date and Time: 23-JUN-2009 19:12
Instrument ID: GC_D2.i
Client ID: OPP L6 GSV0637
Compound Name: Anilazine
CAS #:

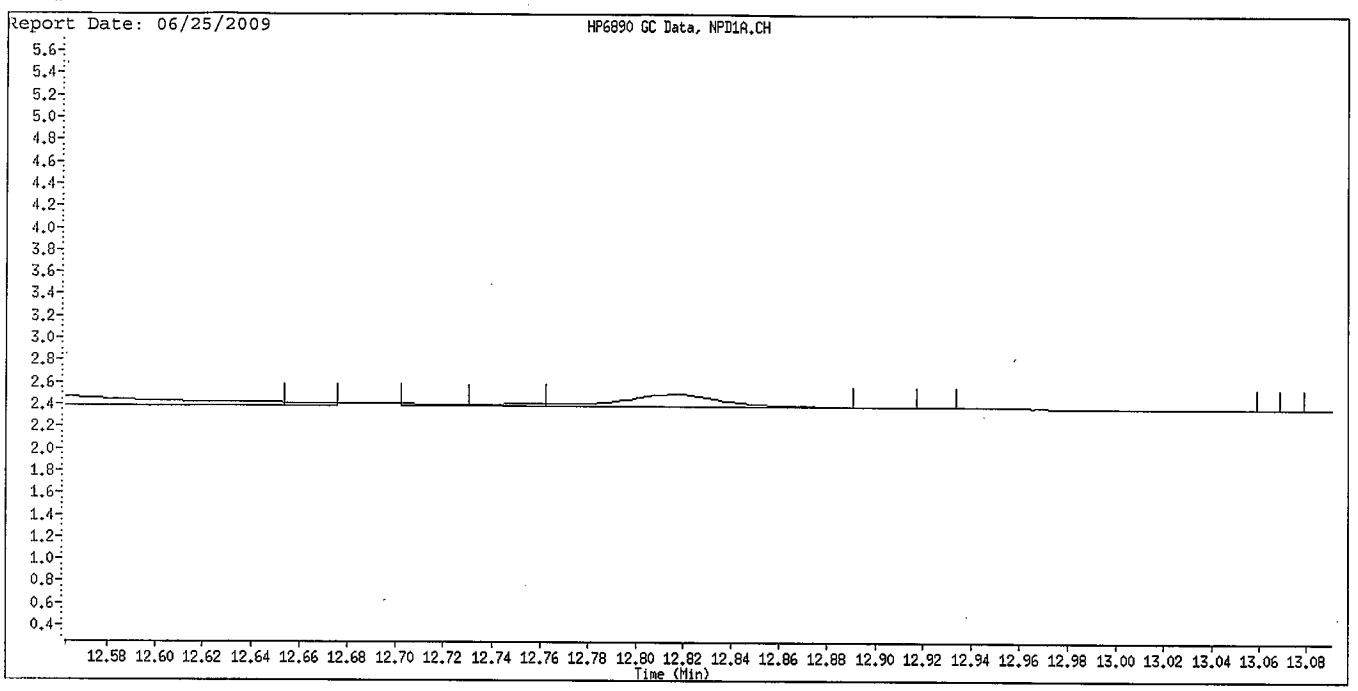

Original Integration

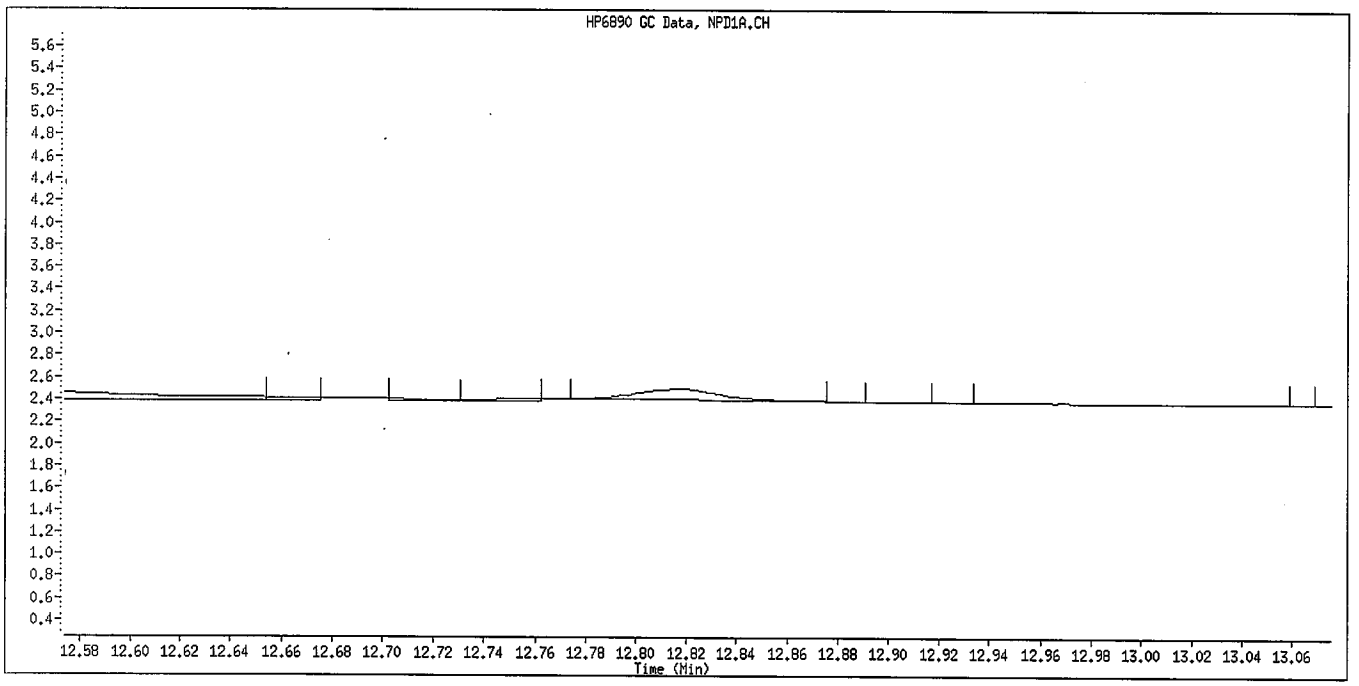

Manual Integration

Manually Integrated By: williamst
Manual Integration Reason: Baseline Event

TestAmerica

Data file : \\DenSvr03\Public\chem\GCS\GC_D2.i\0623091.B\005F0501.D
Lab Smp Id: OPP L5 GSV0635 Client Smp ID: OPP L5 GSV0635
Inj Date : 23-JUN-2009 19:40
Operator : MPK/TLW Inst ID: GC_D2.i
Smp Info : OPP L5 GSV0635
Misc Info : IS - GSV0633-09
Comment :
Method : \\DenSvr03\Public\chem\GCS\GC_D2.i\0623091.B\8141A-1.m
Meth Date : 25-Jun-2009 11:07 GC_D2.i Quant Type: ISTD
Cal Date : 23-JUN-2009 19:12 Cal File: 004F0401.D
Als bottle: 5 Calibration Sample, Level: 5
Dil Factor: 1.00000
Integrator: Falcon Compound Sublist: 8141A.sub
Target Version: 4.14
Processing Host: DENPC075

	Compounds	RT	EXP RT	REL RT	RESPONSE	AMOUNTS CAL-AMT (ug/mL)	AMOUNTS ON-COL (ug/mL)
	1 o,o,o-TEPT	3.253	3.254	(0.182)	593982	3.00000	2.916
	2 Dichlorvos	4.073	4.074	(0.228)	384554	3.00000	2.837
	3 Mevinphos	5.738	5.739	(0.322)	226720	3.00000	3.014
$	4 Chlormefos	5.835	5.836	(0.327)	472068	3.00000	3.014
	5 Thionazin	7.507	7.507	(0.421)	425104	3.00000	2.982
	6 Demeton-O	7.648	7.649	(0.429)	148675	0.97500	1.006
	7 Ethoprop	7.852	7.852	(0.440)	397647	3.00000	2.927
	8 Naled	8.057	8.057	(0.451)	124499	3.00000	2.836
*	9 Tributylphosphate	8.135	8.135	(1.000)	277589	2.00000	
	10 Sulfotepp	8.442	8.442	(0.473)	552189	3.00000	2.950
	11 Phorate	8.532	8.532	(0.478)	373219	3.00000	2.853
	12 Dimethoate	8.658	8.659	(0.485)	470665	3.00000	2.842
	13 Demeton-S	8.845	8.846	(0.496)	226364	2.04000	1.890
	14 Simazine	8.923	8.924	(0.500)	132153	3.00000	2.650
	15 Atrazine	9.093	9.094	(0.510)	174931	3.00000	2.840
	16 propazine	9.240	9.241	(0.518)	156499	3.00000	2.846
	17 Disulfoton	9.868	9.869	(0.553)	272261	3.00000	3.019
	18 Diazinon	9.902	9.902	(0.555)	420587	3.00000	2.965
	19 Methyl Parathion	10.717	10.717	(0.601)	285162	3.00000	2.974
	20 Ronnel	11.240	11.241	(0.630)	265308	3.00000	2.850
	21 Malathion	11.803	11.804	(0.661)	260217	3.00000	3.025
	22 Fenthion	11.932	11.932	(0.669)	280488	3.00000	3.038
	23 Parathion	12.018	12.019	(0.673)	303969	3.00000	3.009
	24 Chlorpyrifos	12.067	12.067	(0.676)	349519	3.00000	3.054
	25 Trichloronate	12.495	12.496	(0.700)	325353	3.00000	3.008
	26 Anilazine	12.817	12.817	(0.718)	15181	3.00000	2.996 (M)
	27 Merphos-A (Merphos)	13.198	13.199	(0.740)	247996	3.00000	2.949
	28 Tetrachlorvinphos (Stirophos)	13.823	13.824	(0.775)	189777	3.00000	2.844
	29 Tokuthion	14.448	14.449	(0.810)	305648	3.00000	2.860
	30 Merphos-B (Merphos Oxone)	14.650	14.651	(0.821)	84311	3.00000	3.140
	31 Carbophenothion-methyl	15.238	15.239	(0.854)	238405	3.00000	2.943
	32 Fensulfothion	15.360	15.361	(0.861)	236724	3.00000	3.071
	33 Bolstar / Famphur	16.053	16.053	(0.900)	557777	6.00000	5.931

	Compounds	RT	EXP RT	REL RT	RESPONSE	AMOUNTS CAL-AMT (ug/mL)	AMOUNTS ON-COL (ug/mL)
	34 Carbophenothion	16.197	16.197	(0.908)	278864	3.00000	2.989
$	35 Triphenyl phosphate	16.712	16.712	(0.936)	222156	3.00000	2.990(A)
	36 Phosmet	16.963	16.963	(0.951)	252740	3.00000	2.964
	37 EPN	17.150	17.151	(0.961)	245838	3.00000	2.997
	38 Azinphos-methyl	17.480	17.480	(0.980)	276519	3.00000	3.030
*	39 TOCP	17.845	17.846	(1.000)	151741	2.00000	
	40 Azinphos-ethyl	17.925	17.926	(1.004)	284575	3.00000	2.946
	41 Coumaphos	18.365	18.366	(1.029)	228104	3.00000	2.911
S	42 Merphos				332307	3.00000	2.924
M	43 Total Demeton				375039	3.00000	2.895

QC Flag Legend

A - Target compound detected but, quantitated amount exceeded maximum amount.
M - Compound response manually integrated.

TestAmerica

INTERNAL STANDARD COMPOUNDS
AREA AND RT SUMMARY

Instrument ID: GC_D2.i
Lab File ID: 005F0501.D
Lab Smp Id: OPP L5 GSV0635
Analysis Type: SV
Quant Type: ISTD
Operator: MPK/TLW
Method File: \\DenSvr03\Public\chem\GCS\GC_D2.i\0623091.B\8141A-1.m
Misc Info: IS - GSV0633-09

Calibration Date: 23-JUN-2009
Calibration Time: 21:57
Client Smp ID: OPP L5 GSV0635
Level:
Sample Type:

COMPOUND	STANDARD	AREA LIMIT LOWER	AREA LIMIT UPPER	SAMPLE	%DIFF
9 Tributylphosphate	297259	148630	594518	277589	-6.62
39 TOCP	166788	83394	333576	151741	-9.02

COMPOUND	STANDARD	RT LIMIT LOWER	RT LIMIT UPPER	SAMPLE	%DIFF
9 Tributylphosphate	8.13	7.63	8.63	8.14	0.04
39 TOCP	17.85	17.35	18.35	17.85	0.00

AREA UPPER LIMIT = +100% of internal standard area.
AREA LOWER LIMIT = - 50% of internal standard area.
RT UPPER LIMIT = + 0.50 minutes of internal standard RT.
RT LOWER LIMIT = - 0.50 minutes of internal standard RT.

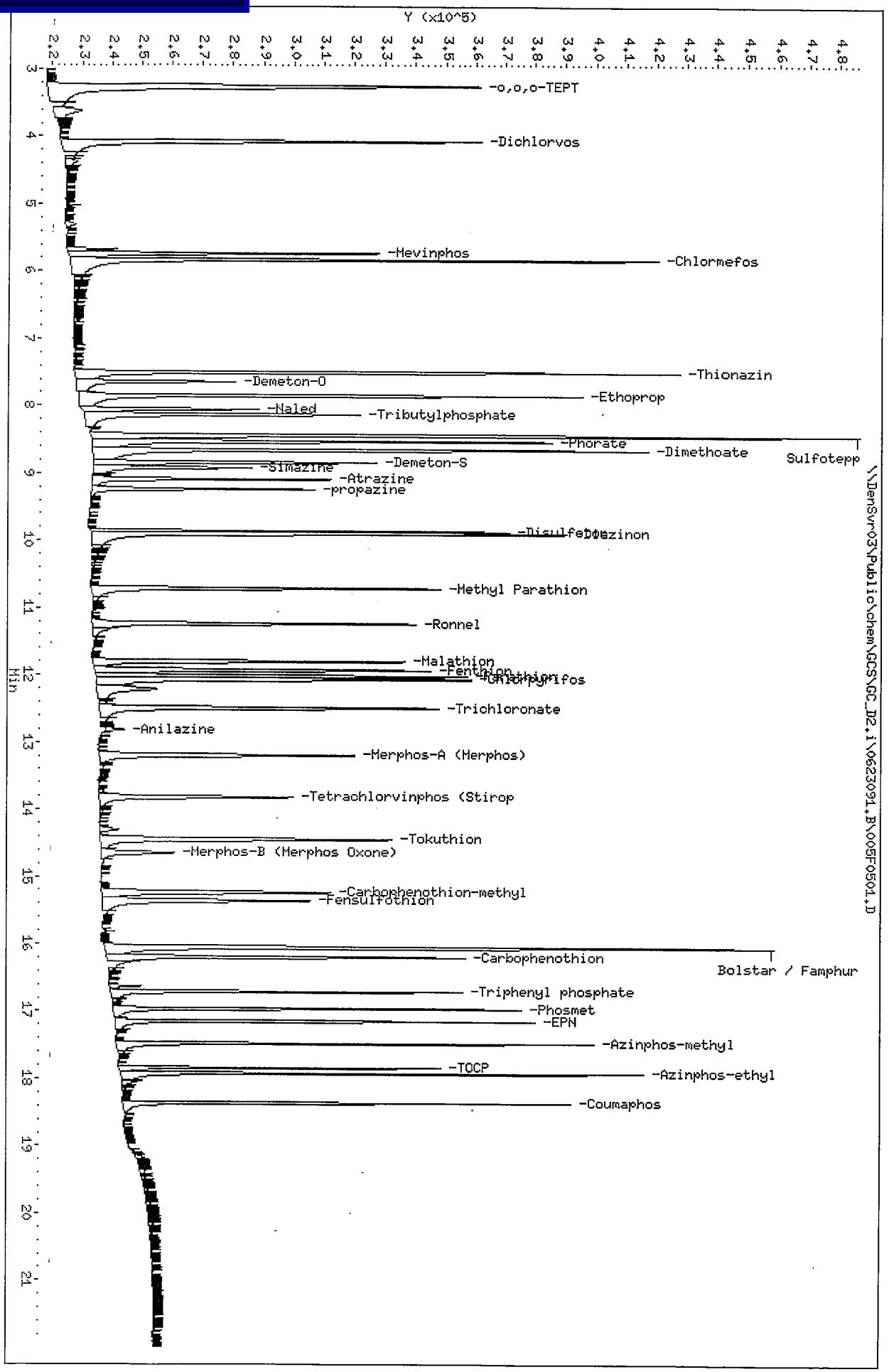

Data File: \\DenSvr03\Public\chem\GCS\GC_D2.i\0623091.B\005F0501.D
Date : 23-JUN-2009 13:40
Client ID: OPP L5 GSW0635
Sample Info: OPP L5 GSW0635
Column phase: RTx-1MS

Instrument: GC_D2.i
Operator: MPK/TLW
Column diameter: 0.32

\\DenSvr03\Public\chem\GCS\GC_D2.i\0623091.B\005F0501.D

Data File Name: 005F0501.D
Inj. Date and Time: 23-JUN-2009 19:40
Instrument ID: GC_D2.i
Client ID: OPP L5 GSV0635
Compound Name: Anilazine
CAS #:

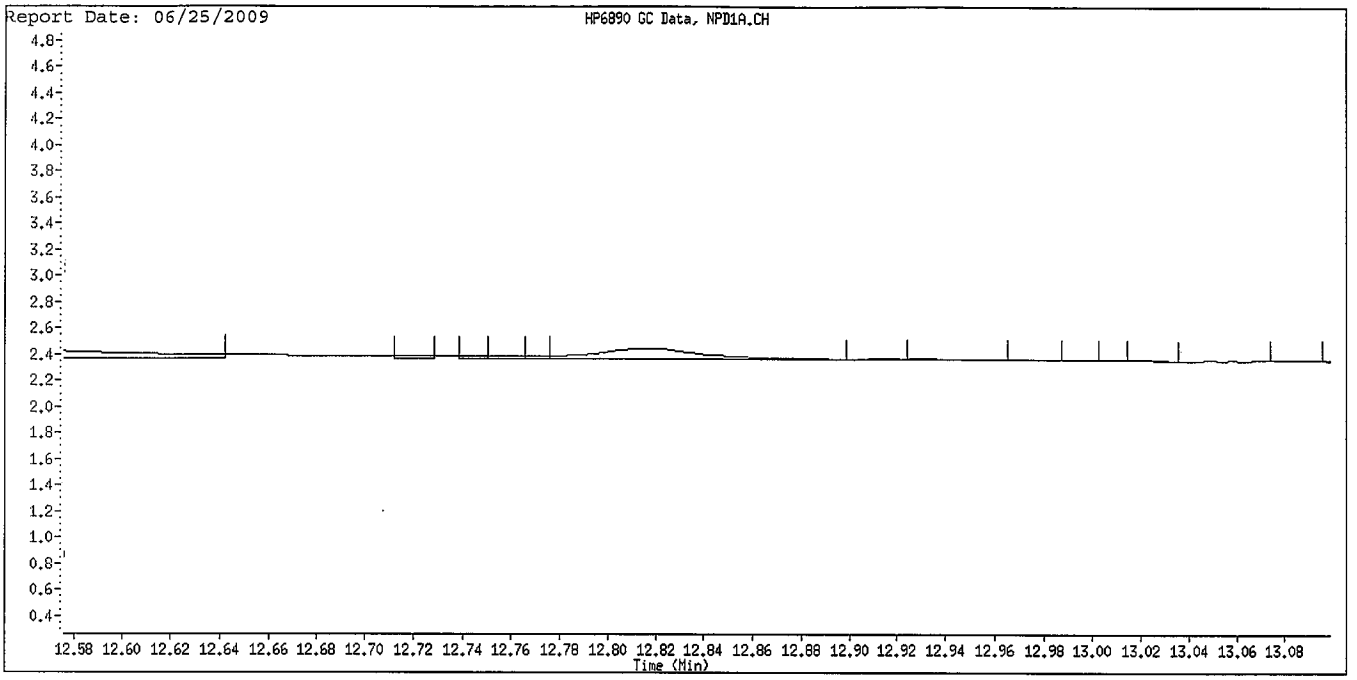

Original Integration

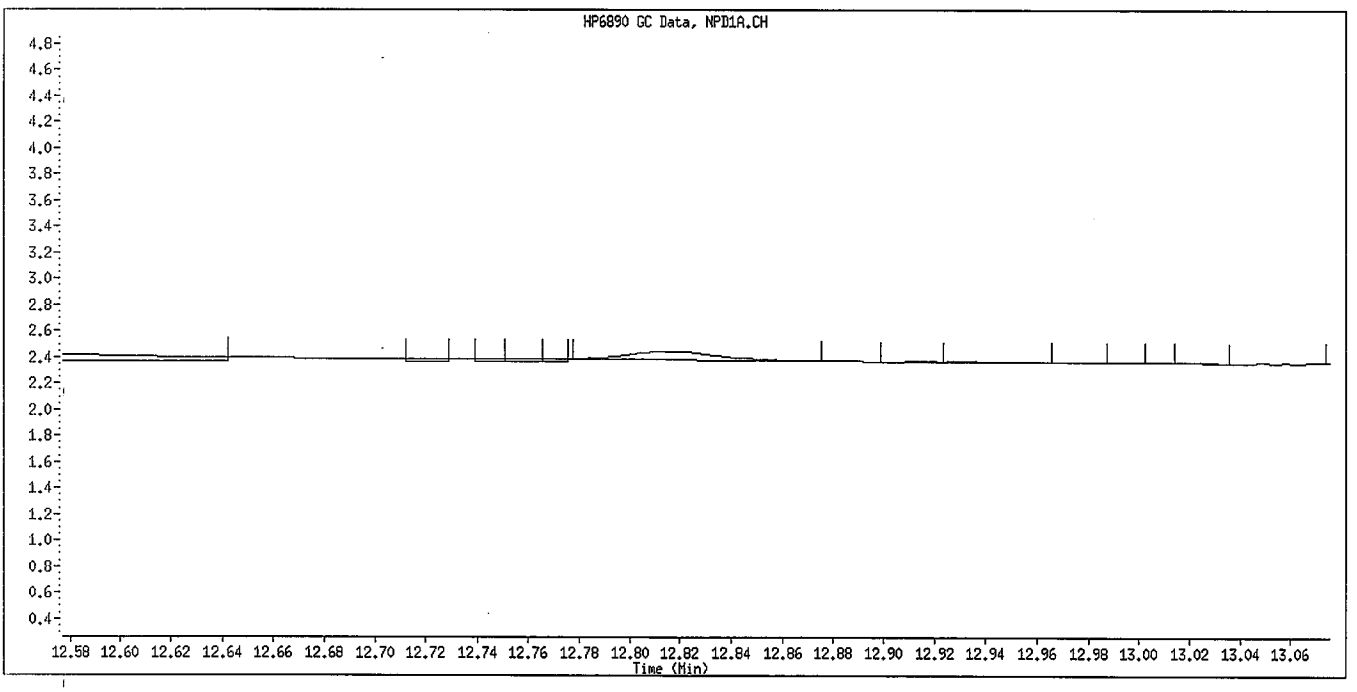

Manual Integration

Manually Integrated By: williamst
Manual Integration Reason: Baseline Event

TestAmerica

Data file : \\DenSvr03\Public\chem\GCS\GC_D2.i\0623091.B\006F0601.D
Lab Smp Id: OPP L4 GSV0638 Client Smp ID: OPP L4 GSV0638
Inj Date : 23-JUN-2009 20:07
Operator : MPK/TLW Inst ID: GC_D2.i
Smp Info : OPP L4 GSV0638
Misc Info : IS - GSV0633-09
Comment :
Method : \\DenSvr03\Public\chem\GCS\GC_D2.i\0623091.B\8141A-1.m
Meth Date : 25-Jun-2009 11:07 GC_D2.i Quant Type: ISTD
Cal Date : 23-JUN-2009 19:40 Cal File: 005F0501.D
Als bottle: 6 Calibration Sample, Level: 4
Dil Factor: 1.00000
Integrator: Falcon Compound Sublist: 8141A.sub
Target Version: 4.14
Processing Host: DENPC075

						AMOUNTS	
	Compounds	RT	EXP RT	REL RT	RESPONSE	CAL-AMT (ug/mL)	ON-COL (ug/mL)
	1 o,o,o-TEPT	3.253	3.254	(0.182)	415194	2.00000	1.900
	2 Dichlorvos	4.073	4.074	(0.228)	267577	2.00000	1.840
	3 Mevinphos	5.736	5.739	(0.321)	157517	2.00000	1.958
$	4 Chlormefos	5.833	5.836	(0.327)	316219	2.00000	1.882
	5 Thionazin	7.505	7.507	(0.421)	305904	2.00000	1.981
	6 Demeton-O	7.646	7.649	(0.429)	95417	0.65000	0.6033
	7 Ethoprop	7.851	7.852	(0.440)	282843	2.00000	1.940
	8 Naled	8.056	8.057	(0.451)	87979	2.00000	1.917
*	9 Tributylphosphate	8.133	8.135	(1.000)	299317	2.00000	
	10 Sulfotepp	8.440	8.442	(0.473)	422507	2.00000	2.071
	11 Phorate	8.531	8.532	(0.478)	290093	2.00000	2.047
	12 Dimethoate	8.658	8.659	(0.485)	365020	2.00000	2.054
	13 Demeton-S	8.845	8.846	(0.496)	170931	1.36000	1.330
	14 Simazine	8.921	8.924	(0.500)	110053	2.00000	2.090
	15 Atrazine	9.091	9.094	(0.509)	130344	2.00000	1.976
	16 propazine	9.240	9.241	(0.518)	109515	2.00000	1.864
	17 Disulfoton	9.868	9.869	(0.553)	195924	2.00000	2.025
	18 Diazinon	9.901	9.902	(0.555)	282102	2.00000	1.835
	19 Methyl Parathion	10.715	10.717	(0.600)	203652	2.00000	1.980
	20 Ronnel	11.240	11.241	(0.630)	205721	2.00000	2.046
	21 Malathion	11.801	11.804	(0.661)	186739	2.00000	2.014
	22 Fenthion	11.931	11.932	(0.669)	198150	2.00000	1.978
	23 Parathion	12.018	12.019	(0.673)	218596	2.00000	2.008
	24 Chlorpyrifos	12.070	12.067	(0.676)	244192	2.00000	1.968
	25 Trichloronate	12.495	12.496	(0.700)	224592	2.00000	1.927
	26 Anilazine	12.816	12.817	(0.718)	9716	2.00000	1.869(M)
	27 Merphos-A (Merphos)	13.200	13.199	(0.740)	177718	2.00000	1.969
	28 Tetrachlorvinphos (Stirophos)	13.821	13.824	(0.775)	137289	2.00000	1.917
	29 Tokuthion	14.450	14.449	(0.810)	212258	2.00000	1.851
	30 Merphos-B (Merphos Oxone)	14.653	14.651	(0.821)	62353	2.00000	2.036
	31 Carbophenothion-methyl	15.235	15.239	(0.854)	165709	2.00000	1.887
	32 Fensulfothion	15.365	15.361	(0.861)	158538	2.00000	1.940
	33 Bolstar / Famphur	16.053	16.053	(0.900)	398579	4.00000	3.910

	Compounds	RT	EXP RT	REL RT	RESPONSE	AMOUNTS CAL-AMT (ug/mL)	AMOUNTS ON-COL (ug/mL)
	34 Carbophenothion	16.195	16.197	(0.908)	200124	2.00000	1.980
$	35 Triphenyl phosphate	16.710	16.712	(0.936)	157185	2.00000	1.963
	36 Phosmet	16.963	16.963	(0.951)	180376	2.00000	1.970
	37 EPN	17.150	17.151	(0.961)	175444	2.00000	1.993
	38 Azinphos-methyl	17.480	17.480	(0.980)	193031	2.00000	1.950
*	39 TOCP	17.845	17.846	(1.000)	162817	2.00000	
	40 Azinphos-ethyl	17.925	17.926	(1.004)	205777	2.00000	1.919
	41 Coumaphos	18.365	18.366	(1.029)	155055	2.00000	1.844
S	42 Merphos				240071	2.00000	1.948
M	43 Total Demeton				266348	2.00000	1.933

QC Flag Legend

M - Compound response manually integrated.

TestAmerica

INTERNAL STANDARD COMPOUNDS
AREA AND RT SUMMARY

Instrument ID: GC_D2.i
Lab File ID: 006F0601.D
Lab Smp Id: OPP L4 GSV0638
Analysis Type: SV
Quant Type: ISTD
Operator: MPK/TLW
Method File: \\DenSvr03\Public\chem\GCS\GC_D2.i\0623091.B\8141A-1.m
Misc Info: IS - GSV0633-09

Calibration Date: 23-JUN-2009
Calibration Time: 20:07
Client Smp ID: OPP L4 GSV0638
Level:
Sample Type:

		AREA LIMIT			
COMPOUND	STANDARD	LOWER	UPPER	SAMPLE	%DIFF
9 Tributylphosphate	299317	149659	598634	299317	0.00
39 TOCP	162817	81409	325634	162817	0.00

		RT LIMIT			
COMPOUND	STANDARD	LOWER	UPPER	SAMPLE	%DIFF
9 Tributylphosphate	8.13	7.63	8.63	8.13	0.00
39 TOCP	17.85	17.35	18.35	17.85	0.00

AREA UPPER LIMIT = +100% of internal standard area.
AREA LOWER LIMIT = - 50% of internal standard area.
RT UPPER LIMIT = + 0.50 minutes of internal standard RT.
RT LOWER LIMIT = - 0.50 minutes of internal standard RT.

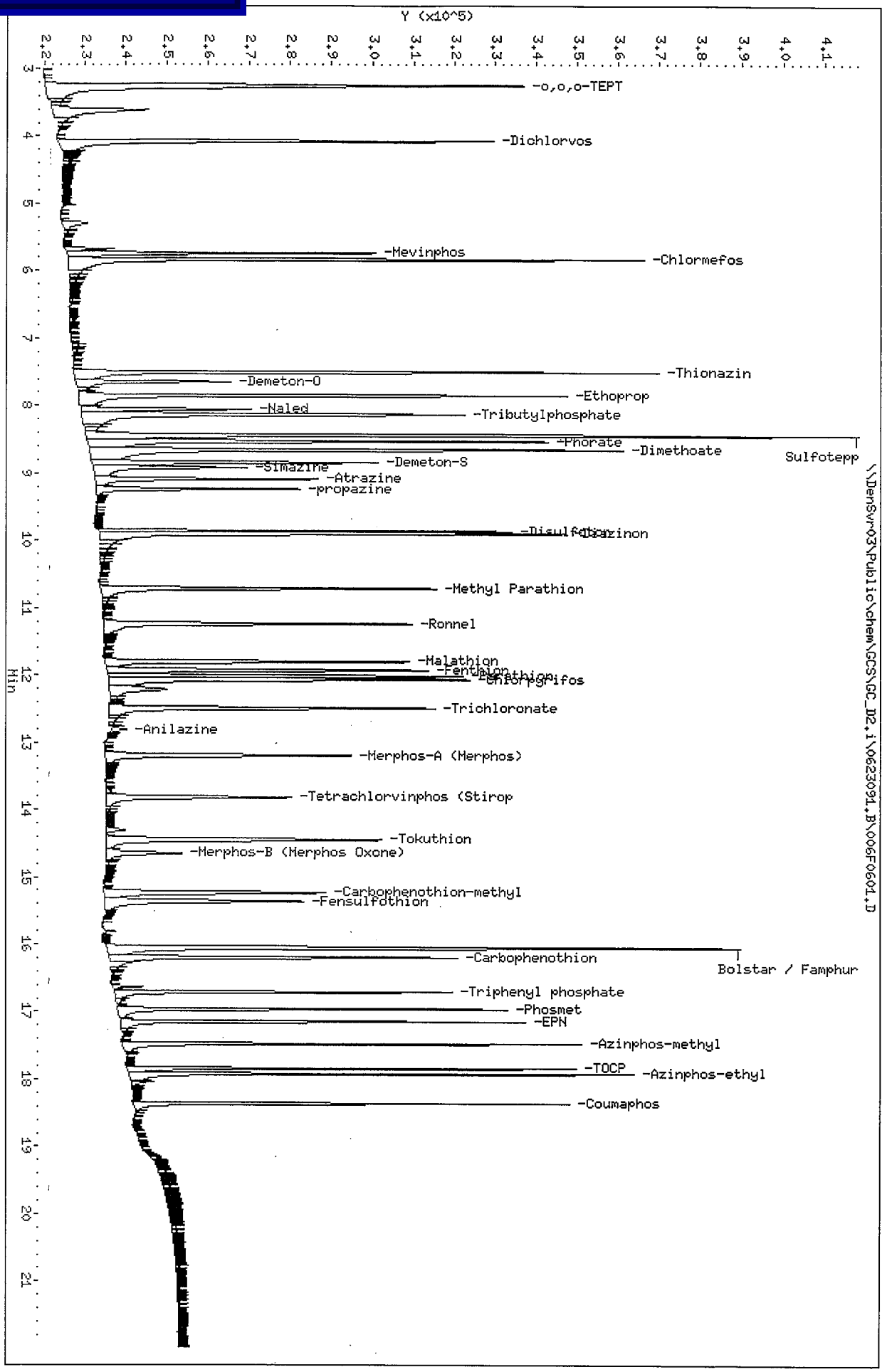

Data File: \\DenSvr03\Public\chem\GCS\GC_D2.i\0623091.B\006F0601.D
Date : 23-JUN-2009 20:07
Client ID: OPP L4 GSV0638
Sample Info: OPP L4 GSV0638
Column phase: RTx-1MS

Instrument: GC_D2.i
Operator: HPK/TLH
Column diameter: 0.32

Data File Name: 006F0601.D
Inj. Date and Time: 23-JUN-2009 20:07
Instrument ID: GC_D2.i
Client ID: OPP L4 GSV0638
Compound Name: Anilazine
CAS #:

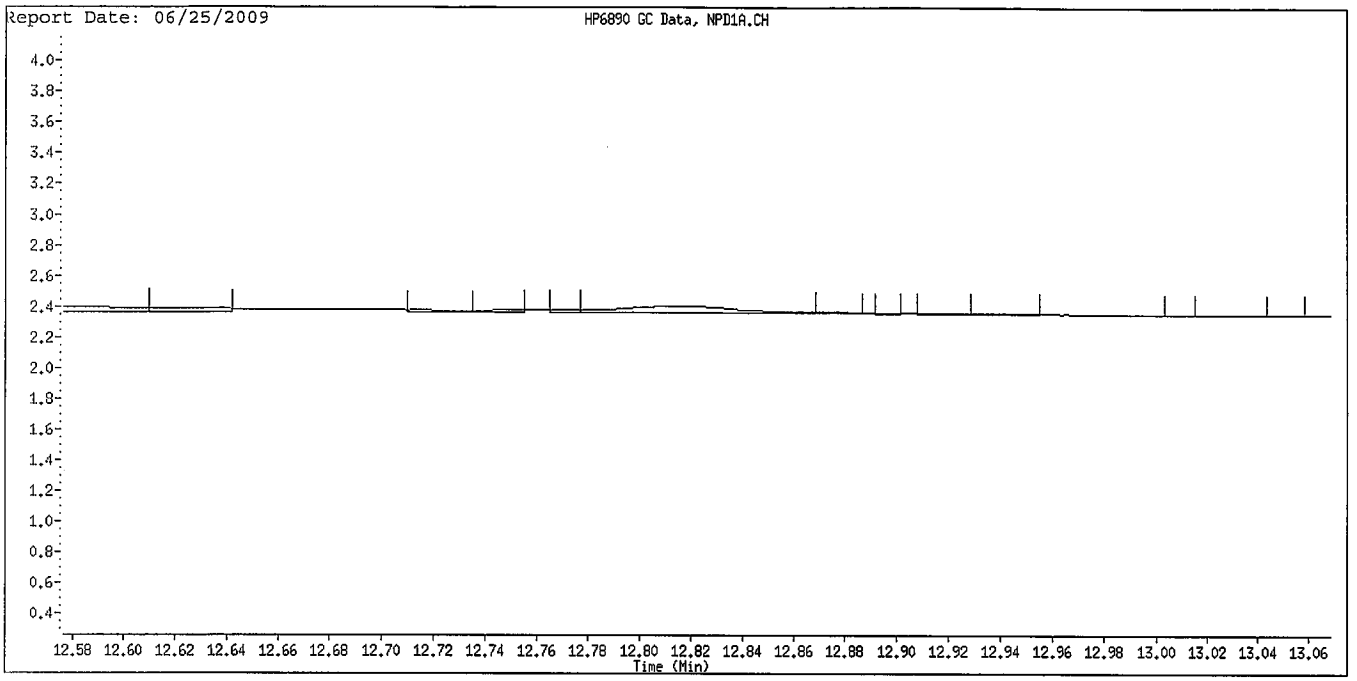

Original Integration

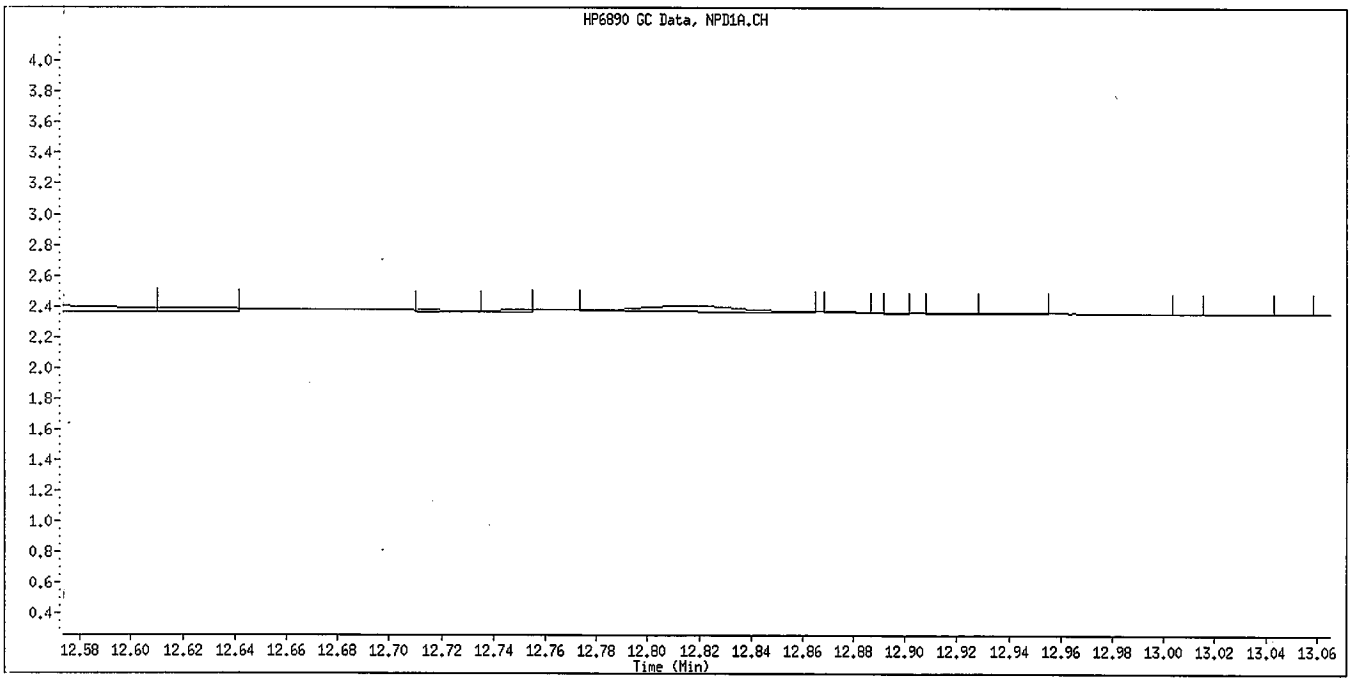

Manual Integration

Manually Integrated By: williamst
Manual Integration Reason: Baseline Event

TestAmerica

Data file : \\DenSvr03\Public\chem\GCS\GC_D2.i\0623091.B\007F0701.D
Lab Smp Id: OPP L3 GSV0639 Client Smp ID: OPP L3 GSV0639
Inj Date : 23-JUN-2009 20:34
Operator : MPK/TLW Inst ID: GC_D2.i
Smp Info : OPP L3 GSV0639
Misc Info : IS - GSV0633-09
Comment :
Method : \\DenSvr03\Public\chem\GCS\GC_D2.i\0623091.B\8141A-1.m
Meth Date : 25-Jun-2009 11:07 GC_D2.i Quant Type: ISTD
Cal Date : 23-JUN-2009 20:07 Cal File: 006F0601.D
Als bottle: 7 Calibration Sample, Level: 3
Dil Factor: 1.00000
Integrator: Falcon Compound Sublist: 8141A.sub
Target Version: 4.14
Processing Host: DENPC075

						AMOUNTS	
	Compounds	RT	EXP RT	REL RT	RESPONSE	CAL-AMT (ug/mL)	ON-COL (ug/mL)
	1 o,o,o-TEPT	3.254	3.254	(0.182)	237537	1.00000	1.006
	2 Dichlorvos	4.074	4.074	(0.228)	150688	1.00000	0.9590
	3 Mevinphos	5.739	5.739	(0.322)	86422	1.00000	0.9841
$	4 Chlormefos	5.834	5.836	(0.327)	173176	1.00000	0.9539
	5 Thionazin	7.506	7.507	(0.421)	168667	1.00000	0.9840
	6 Demeton-O	7.648	7.649	(0.429)	51006	0.32500	0.3006
	7 Ethoprop	7.854	7.852	(0.440)	152120	1.00000	0.9659
	8 Naled	8.058	8.057	(0.452)	38919	1.00000	0.8695
*	9 Tributylphosphate	8.134	8.135	(1.000)	287952	2.00000	
	10 Sulfotepp	8.441	8.442	(0.473)	238217	1.00000	1.027
	11 Phorate	8.531	8.532	(0.478)	161295	1.00000	1.018
	12 Dimethoate	8.659	8.659	(0.485)	194941	1.00000	1.015
	13 Demeton-S	8.848	8.846	(0.496)	93449	0.68000	0.6728
	14 Simazine	8.923	8.924	(0.500)	50127	1.00000	0.9696
	15 Atrazine	9.093	9.094	(0.510)	65109	1.00000	0.9197
	16 propazine	9.241	9.241	(0.518)	57161	1.00000	0.9120
	17 Disulfoton	9.869	9.869	(0.553)	110305	1.00000	1.024
	18 Diazinon	9.904	9.902	(0.555)	166723	1.00000	0.9816
	19 Methyl Parathion	10.718	10.717	(0.601)	106478	1.00000	0.9581
	20 Ronnel	11.241	11.241	(0.630)	109138	1.00000	0.9814
	21 Malathion	11.804	11.804	(0.662)	105555	1.00000	1.021
	22 Fenthion	11.933	11.932	(0.669)	111970	1.00000	1.004
	23 Parathion	12.019	12.019	(0.674)	117581	1.00000	0.9868
	24 Chlorpyrifos	12.069	12.067	(0.676)	139185	1.00000	1.009
	25 Trichloronate	12.498	12.496	(0.700)	119674	1.00000	0.9388
	26 Anilazine	12.813	12.817	(0.718)	6929	1.00000	1.211(M)
	27 Merphos-A (Merphos)	13.199	13.199	(0.740)	94118	1.00000	0.9653
	28 Tetrachlorvinphos (Stirophos)	13.823	13.824	(0.775)	70675	1.00000	0.9135
	29 Tokuthion	14.451	14.449	(0.810)	119485	1.00000	0.9645
	30 Merphos-B (Merphos Oxone)	14.653	14.651	(0.821)	39199	1.00000	1.012
	31 Carbophenothion-methyl	15.238	15.239	(0.854)	95515	1.00000	0.9809
	32 Fensulfothion	15.366	15.361	(0.861)	83462	1.00000	0.9778
	33 Bolstar / Famphur	16.053	16.053	(0.900)	226926	2.00000	2.004

		Compounds	RT	EXP RT	REL RT	RESPONSE	AMOUNTS CAL-AMT (ug/mL)	AMOUNTS ON-COL (ug/mL)
	34	Carbophenothion	16.194	16.197	(0.908)	109324	1.00000	0.9735
$	35	Triphenyl phosphate	16.711	16.712	(0.936)	87495	1.00000	0.9915
	36	Phosmet	16.963	16.963	(0.951)	104080	1.00000	1.039
	37	EPN	17.149	17.151	(0.961)	94234	1.00000	0.9908
	38	Azinphos-methyl	17.479	17.480	(0.980)	109259	1.00000	0.9933
*	39	TOCP	17.844	17.846	(1.000)	175915	2.00000	
	40	Azinphos-ethyl	17.924	17.926	(1.004)	124359	1.00000	0.9843
	41	Coumaphos	18.364	18.366	(1.029)	84324	1.00000	0.9282
S	42	Merphos				133317	1.00000	0.9690
M	43	Total Demeton				144455	1.00000	0.9734

QC Flag Legend

M - Compound response manually integrated.

TestAmerica

INTERNAL STANDARD COMPOUNDS
AREA AND RT SUMMARY

Instrument ID: GC_D2.i
Lab File ID: 007F0701.D
Lab Smp Id: OPP L3 GSV0639
Analysis Type: SV
Quant Type: ISTD
Operator: MPK/TLW
Calibration Date: 23-JUN-2009
Calibration Time: 20:07
Client Smp ID: OPP L3 GSV0639
Level:
Sample Type:
Method File: \\DenSvr03\Public\chem\GCS\GC_D2.i\0623091.B\8141A-1.m
Misc Info: IS - GSV0633-09

COMPOUND	STANDARD	AREA LIMIT LOWER	AREA LIMIT UPPER	SAMPLE	%DIFF
9 Tributylphosphate	299317	149659	598634	287952	-3.80
39 TOCP	162817	81409	325634	175915	8.04

COMPOUND	STANDARD	RT LIMIT LOWER	RT LIMIT UPPER	SAMPLE	%DIFF
9 Tributylphosphate	8.13	7.63	8.63	8.13	0.02
39 TOCP	17.85	17.35	18.35	17.84	-0.00

AREA UPPER LIMIT = +100% of internal standard area.
AREA LOWER LIMIT = - 50% of internal standard area.
RT UPPER LIMIT = + 0.50 minutes of internal standard RT.
RT LOWER LIMIT = - 0.50 minutes of internal standard RT.

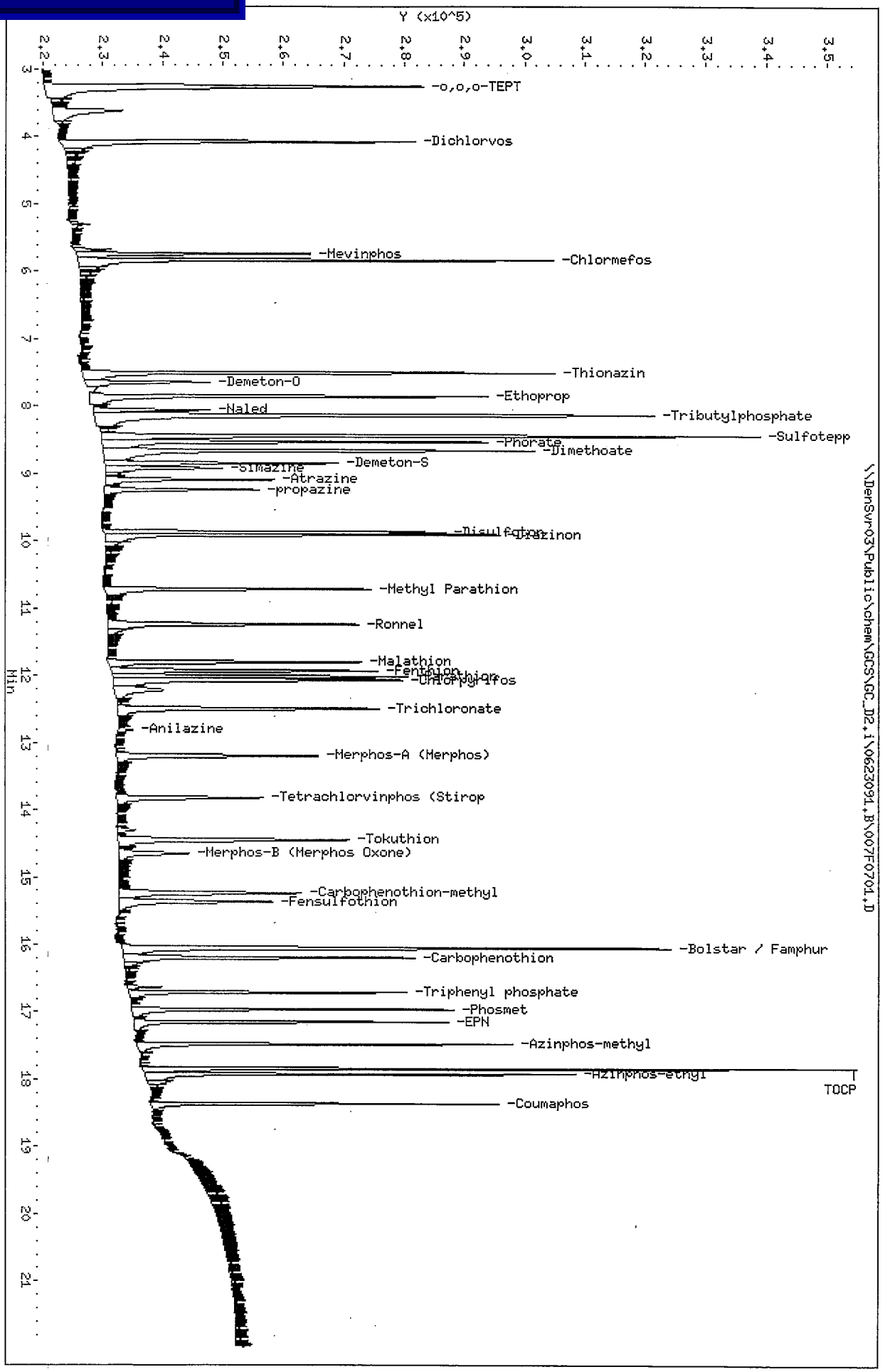

Data File: \\DenSvr03\Public\chem\GCS\GC_D2.i\0623091.B\007F0701.D
Date : 23-JUN-2009 20:34
Client ID: OPP L3 GSV0639
Sample Info: OPP L3 GSV0639
Column phase: RTx-1MS
Instrument: GC_D2.i
Operator: MPK/TLW
Column diameter: 0.32

Data File Name: 007F0701.D
Inj. Date and Time: 23-JUN-2009 20:34
Instrument ID: GC_D2.i
Client ID: OPP L3 GSV0639
Compound Name: Anilazine
CAS #:

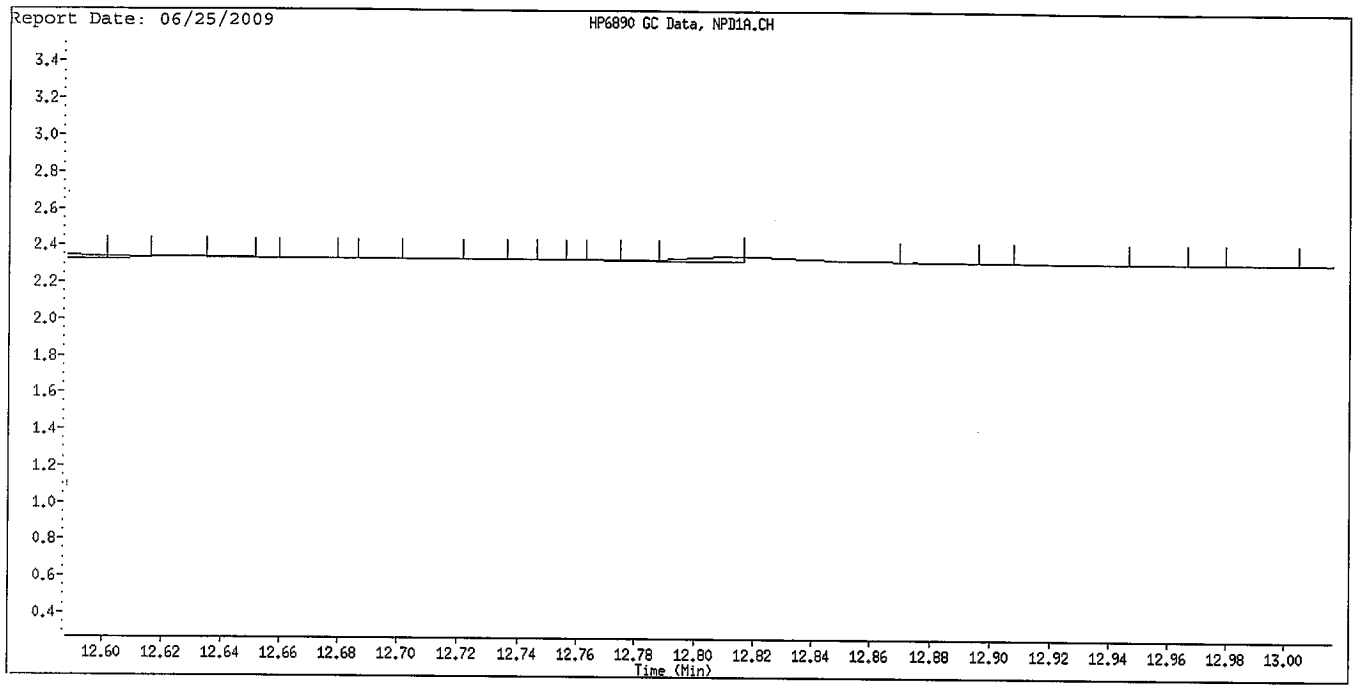

Original Integration

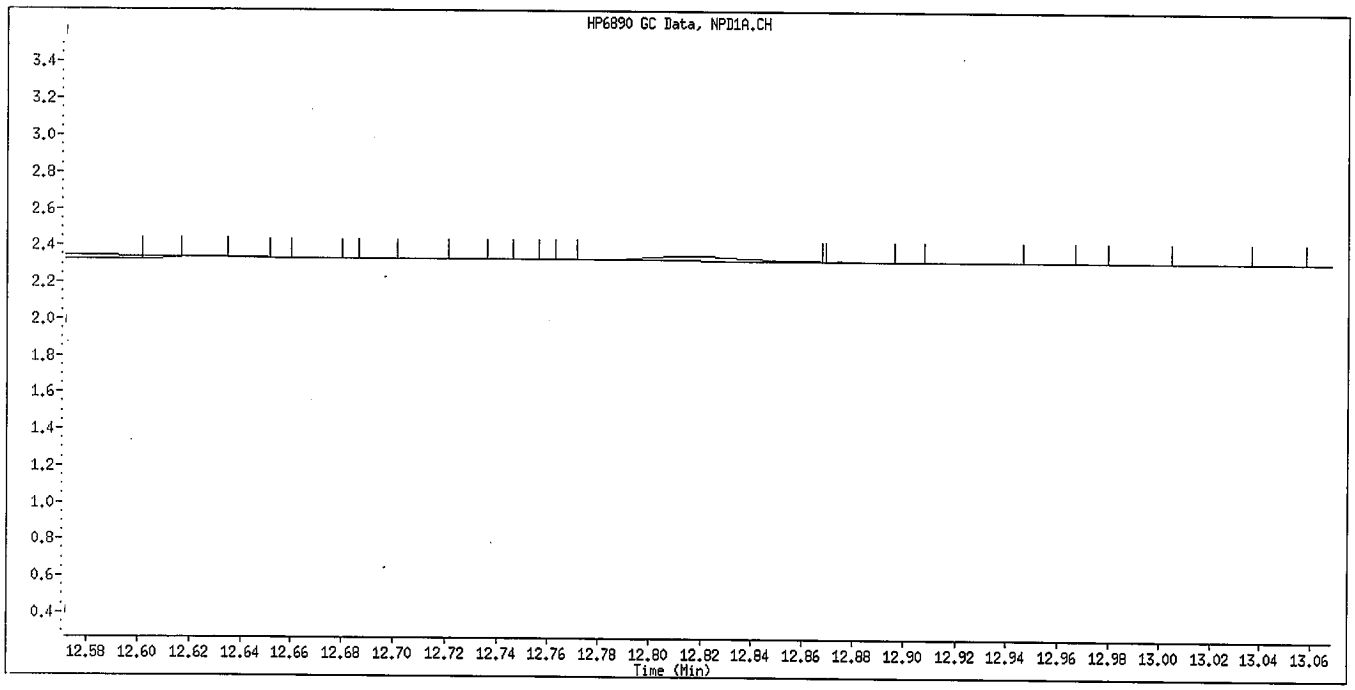

Manual Integration

Manually Integrated By: williamst
Manual Integration Reason: Baseline Event

TestAmerica

Data file : \\DenSvr03\Public\chem\GCS\GC_D2.i\0623091.B\008F0801.D
Lab Smp Id: OPP L2 GSV0640 Client Smp ID: OPP L2 GSV0640
Inj Date : 23-JUN-2009 21:02
Operator : MPK/TLW Inst ID: GC_D2.i
Smp Info : OPP L2 GSV0640
Misc Info : IS - GSV0633-09
Comment :
Method : \\DenSvr03\Public\chem\GCS\GC_D2.i\0623091.B\8141A-1.m
Meth Date : 25-Jun-2009 11:07 GC_D2.i Quant Type: ISTD
Cal Date : 23-JUN-2009 20:34 Cal File: 007F0701.D
Als bottle: 8 Calibration Sample, Level: 2
Dil Factor: 1.00000
Integrator: Falcon Compound Sublist: 8141A.sub
Target Version: 4.14
Processing Host: DENPC075

						AMOUNTS	
						CAL-AMT	ON-COL
	Compounds	RT	EXP RT	REL RT	RESPONSE	(ug/mL)	(ug/mL)
	1 o,o,o-TEPT	3.255	3.254	(0.182)	111573	0.50000	0.4968
	2 Dichlorvos	4.077	4.074	(0.228)	73371	0.50000	0.4909
	3 Mevinphos	5.738	5.739	(0.322)	43566	0.50000	0.5058
$	4 Chlormefos	5.833	5.836	(0.327)	87368	0.50000	0.5060
	5 Thionazin	7.507	7.507	(0.421)	83526	0.50000	0.4858
	6 Demeton-O	7.647	7.649	(0.429)	27109	0.16250	0.1698
	7 Ethoprop	7.858	7.852	(0.440)	73632	0.50000	0.4916
	8 Naled	8.058	8.057	(0.452)	15429	0.50000	0.4461
*	9 Tributylphosphate	8.137	8.135	(1.000)	269891	2.00000	
	10 Sulfotepp	8.442	8.442	(0.473)	120892	0.50000	0.4952
	11 Phorate	8.532	8.532	(0.478)	81369	0.50000	0.5063
	12 Dimethoate	8.665	8.659	(0.486)	87951	0.50000	0.4817
	13 Demeton-S	8.853	8.846	(0.496)	44520	0.34000	0.3370
	14 Simazine	8.925	8.924	(0.500)	23502	0.50000	0.5553
	15 Atrazine	9.095	9.094	(0.510)	30891	0.50000	0.4646
	16 propazine	9.243	9.241	(0.518)	28657	0.50000	0.4914
	17 Disulfoton	9.868	9.869	(0.553)	54532	0.50000	0.4879
	18 Diazinon	9.905	9.902	(0.555)	86793	0.50000	0.5152
	19 Methyl Parathion	10.717	10.717	(0.601)	47956	0.50000	0.4537
	20 Ronnel	11.240	11.241	(0.630)	53531	0.50000	0.4838
	21 Malathion	11.805	11.804	(0.662)	51427	0.50000	0.4820
	22 Fenthion	11.933	11.932	(0.669)	52299	0.50000	0.4600
	23 Parathion	12.018	12.019	(0.673)	51883	0.50000	0.4439
	24 Chlorpyrifos	12.070	12.067	(0.676)	64710	0.50000	0.4624
	25 Trichloronate	12.497	12.496	(0.700)	56985	0.50000	0.4587
	26 Anilazine	12.820	12.817	(0.718)	2628	0.50000	0.3672(M)
	27 Merphos-A (Merphos)	13.200	13.199	(0.740)	41786	0.50000	0.4506
	28 Tetrachlorvinphos (Stirophos)	13.827	13.824	(0.775)	37348	0.50000	0.5076
	29 Tokuthion	14.452	14.449	(0.810)	57971	0.50000	0.4920
	30 Merphos-B (Merphos Oxone)	14.653	14.651	(0.821)	22670	0.50000	0.4537
	31 Carbophenothion-methyl	15.238	15.239	(0.854)	46822	0.50000	0.4787
	32 Fensulfothion	15.367	15.361	(0.861)	33283	0.50000	0.4466
	33 Bolstar / Famphur	16.052	16.053	(0.900)	112589	1.00000	0.9885

	Compounds	RT	EXP RT	REL RT	RESPONSE	AMOUNTS CAL-AMT (ug/mL)	AMOUNTS ON-COL (ug/mL)
	34 Carbophenothion	16.197	16.197	(0.908)	54329	0.50000	0.4817
$	35 Triphenyl phosphate	16.710	16.712	(0.936)	44539	0.50000	0.5093
	36 Phosmet	16.962	16.963	(0.951)	47188	0.50000	0.4762
	37 EPN	17.148	17.151	(0.961)	39296	0.50000	0.4344
	38 Azinphos-methyl	17.478	17.480	(0.979)	50439	0.50000	0.4514
*	39 TOCP	17.845	17.846	(1.000)	167314	2.00000	
	40 Azinphos-ethyl	17.923	17.926	(1.004)	74508	0.50000	0.5451
	41 Coumaphos	18.363	18.366	(1.029)	45693	0.50000	0.5288
S	42 Merphos				64456	0.50000	0.4602
M	43 Total Demeton				71629	0.50000	0.5068

QC Flag Legend

M - Compound response manually integrated.

TestAmerica

INTERNAL STANDARD COMPOUNDS
AREA AND RT SUMMARY

Instrument ID: GC_D2.i
Lab File ID: 008F0801.D
Lab Smp Id: OPP L2 GSV0640
Analysis Type: SV
Quant Type: ISTD
Operator: MPK/TLW
Method File: \\DenSvr03\Public\chem\GCS\GC_D2.i\0623091.B\8141A-1.m
Misc Info: IS - GSV0633-09

Calibration Date: 23-JUN-2009
Calibration Time: 20:07
Client Smp ID: OPP L2 GSV0640
Level:
Sample Type:

COMPOUND	STANDARD	AREA LIMIT LOWER	AREA LIMIT UPPER	SAMPLE	%DIFF
9 Tributylphosphate	299317	149659	598634	269891	-9.83
39 TOCP	162817	81409	325634	167314	2.76

COMPOUND	STANDARD	RT LIMIT LOWER	RT LIMIT UPPER	SAMPLE	%DIFF
9 Tributylphosphate	8.13	7.63	8.63	8.14	0.05
39 TOCP	17.85	17.35	18.35	17.85	0.00

AREA UPPER LIMIT = +100% of internal standard area.
AREA LOWER LIMIT = - 50% of internal standard area.
RT UPPER LIMIT = + 0.50 minutes of internal standard RT.
RT LOWER LIMIT = - 0.50 minutes of internal standard RT.

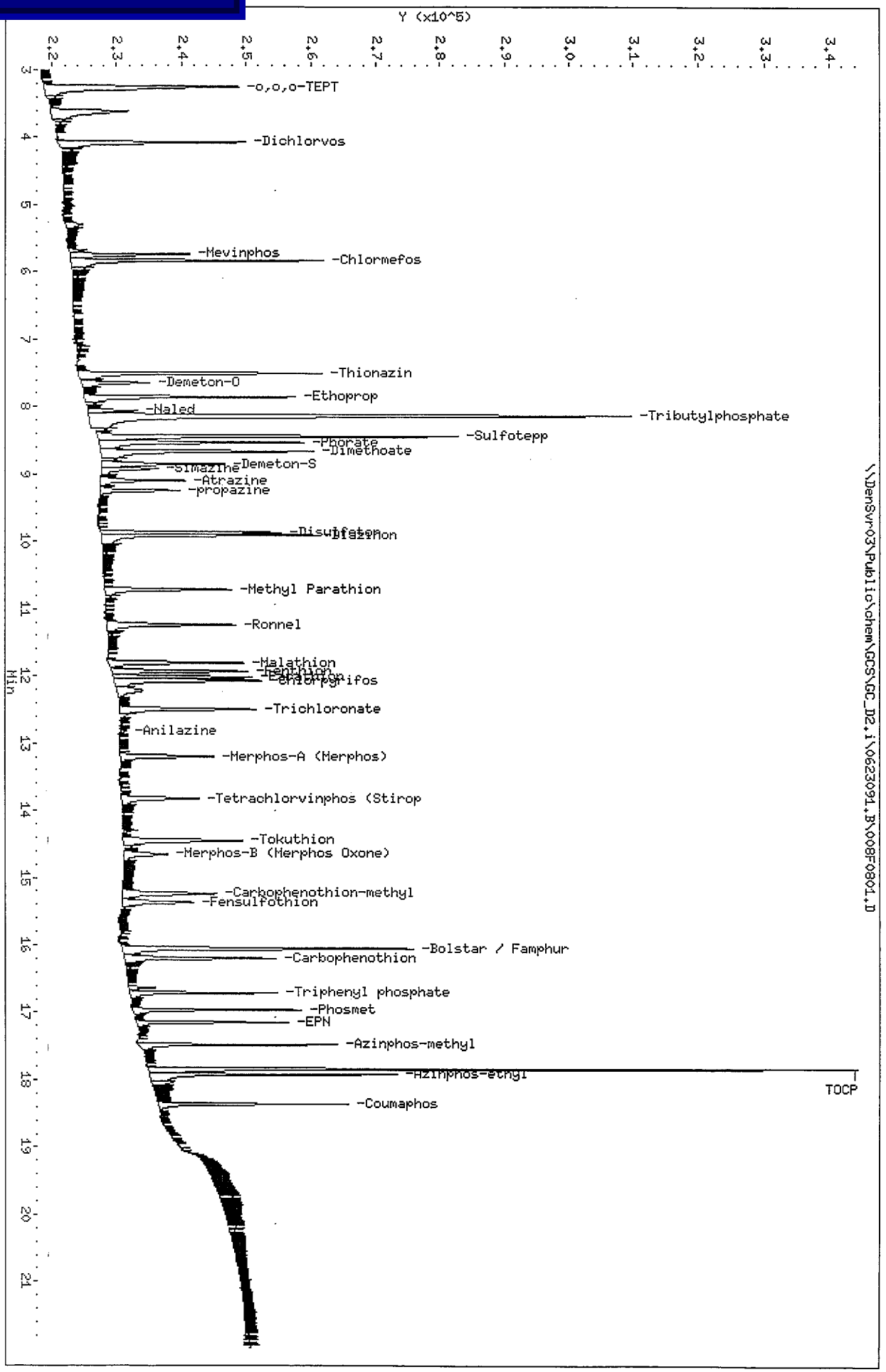

Data File: \\DenSvr03\Public\chem\GCS\GC_D2.i\0623091.B\008F0801.D
Date : 23-JUN-2009 21:02
Client ID: OPP L2 GSV0640
Sample Info: OPP L2 GSV0640
Column phase: RTx-1MS

Instrument: GC_D2.i
Operator: MPK/TLW
Column diameter: 0.32

Data File Name: 008F0801.D
Inj. Date and Time: 23-JUN-2009 21:02
Instrument ID: GC_D2.i
Client ID: OPP L2 GSV0640
Compound Name: Anilazine
CAS #:

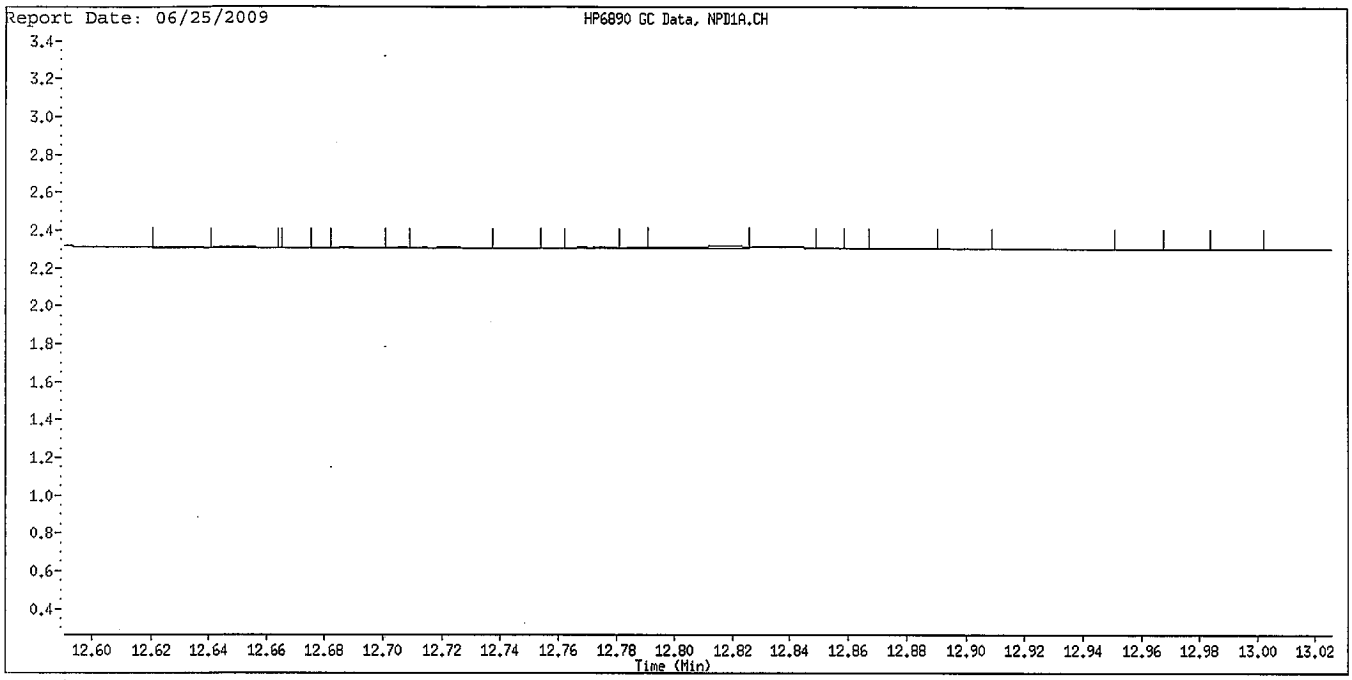

Original Integration

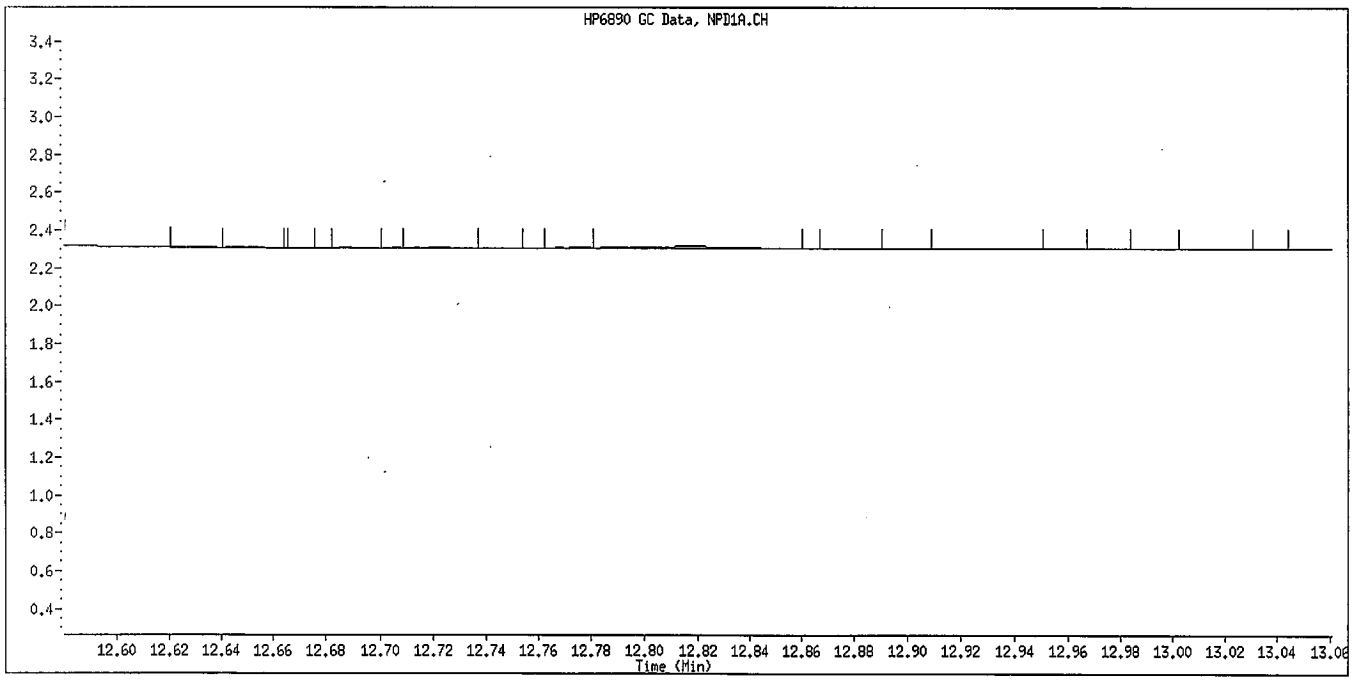

Manual Integration

Manually Integrated By: williamst
Manual Integration Reason: Baseline Event

TestAmerica

Data file : \\DenSvr03\Public\chem\GCS\GC_D2.i\0623091.B\009F0901.D
Lab Smp Id: OPP L1 GSV0641 Client Smp ID: OPP L1 GSV0641
Inj Date : 23-JUN-2009 21:29
Operator : MPK/TLW Inst ID: GC_D2.i
Smp Info : OPP L1 GSV0641
Misc Info : IS - GSV0633-09
Comment :
Method : \\DenSvr03\Public\chem\GCS\GC_D2.i\0623091.B\8141A-1.m
Meth Date : 25-Jun-2009 11:07 GC_D2.i Quant Type: ISTD
Cal Date : 23-JUN-2009 21:02 Cal File: 008F0801.D
Als bottle: 9 Calibration Sample, Level: 1
Dil Factor: 1.00000
Integrator: Falcon Compound Sublist: 8141A.sub
Target Version: 4.14
Processing Host: DENPC075

	Compounds	RT	EXP RT	REL RT	RESPONSE	AMOUNTS CAL-AMT (ug/mL)	AMOUNTS ON-COL (ug/mL)
	1 o,o,o-TEPT	3.252	3.254	(0.182)	50367	0.20000	0.2320
	2 Dichlorvos	4.075	4.074	(0.228)	35336	0.20000	0.2446
	3 Mevinphos	5.738	5.739	(0.322)	19882	0.20000	0.2192
$	4 Chlormefos	5.832	5.836	(0.327)	37282	0.20000	0.2234
	5 Thionazin	7.507	7.507	(0.421)	39478	0.20000	0.2092
	6 Demeton-O	7.648	7.649	(0.429)	15408	0.06500	0.1015
	7 Ethoprop	7.860	7.852	(0.441)	33655	0.20000	0.2324
	8 Naled	8.060	8.057	(0.452)	5458	0.20000	0.2542
*	9 Tributylphosphate	8.137	8.135	(1.000)	253739	2.00000	
	10 Sulfotepp	8.442	8.442	(0.473)	58985	0.20000	0.1940
	11 Phorate	8.532	8.532	(0.478)	36780	0.20000	0.1984
	12 Dimethoate	8.668	8.659	(0.486)	36532	0.20000	0.2070
	13 Demeton-S	8.857	8.846	(0.496)	20284	0.13600	0.1589
	14 Simazine	8.925	8.924	(0.500)	6316	0.20000	0.2645
	15 Atrazine	9.098	9.094	(0.510)	14576	0.20000	0.2328
	16 propazine	9.248	9.241	(0.518)	12297	0.20000	0.2306
	17 Disulfoton	9.868	9.869	(0.553)	25465	0.20000	0.1843
	18 Diazinon	9.907	9.902	(0.555)	38189	0.20000	0.2079
	19 Methyl Parathion	10.717	10.717	(0.601)	22731	0.20000	0.2225
	20 Ronnel	11.240	11.241	(0.630)	25044	0.20000	0.2104
	21 Malathion	11.805	11.804	(0.662)	24656	0.20000	0.1943
	22 Fenthion	11.933	11.932	(0.669)	27076	0.20000	0.2163
	23 Parathion	12.020	12.019	(0.674)	26621	0.20000	0.2234
	24 Chlorpyrifos	12.070	12.067	(0.676)	31839	0.20000	0.2056
	25 Trichloronate	12.495	12.496	(0.700)	28929	0.20000	0.2301
	26 Anilazine	12.818	12.817	(0.718)	2023	0.20000	0.2469 (M)
	27 Merphos-A (Merphos)	13.202	13.199	(0.740)	18735	0.20000	0.2090
	28 Tetrachlorvinphos (Stirophos)	13.825	13.824	(0.775)	15955	0.20000	0.2243
	29 Tokuthion	14.450	14.449	(0.810)	27709	0.20000	0.2433
	30 Merphos-B (Merphos Oxone)	14.655	14.651	(0.821)	15751	0.20000	0.2102
	31 Carbophenothion-methyl	15.240	15.239	(0.854)	23285	0.20000	0.2194
	32 Fensulfothion	15.370	15.361	(0.861)	13577	0.20000	0.2250
	33 Bolstar / Famphur	16.052	16.053	(0.900)	52004	0.40000	0.4102

		Compounds	RT	EXP RT	REL RT	RESPONSE	AMOUNTS CAL-AMT (ug/mL)	AMOUNTS ON-COL (ug/mL)
	34	Carbophenothion	16.197	16.197	(0.908)	25387	0.20000	0.2037
$	35	Triphenyl phosphate	16.712	16.712	(0.937)	20062	0.20000	0.2119
	36	Phosmet	16.963	16.963	(0.951)	22083	0.20000	0.2106
	37	EPN	17.150	17.151	(0.961)	18653	0.20000	0.2133
	38	Azinphos-methyl	17.478	17.480	(0.980)	25517	0.20000	0.2078
*	39	TOCP	17.843	17.846	(1.000)	161719	2.00000	
	40	Azinphos-ethyl	17.923	17.926	(1.004)	38243	0.20000	0.1944
	41	Coumaphos	18.363	18.366	(1.029)	19009	0.20000	0.2276
S	42	Merphos				34486	0.20000	0.2254
M	43	Total Demeton				35692	0.20000	0.2604

QC Flag Legend

M - Compound response manually integrated.

TestAmerica

INTERNAL STANDARD COMPOUNDS
AREA AND RT SUMMARY

Instrument ID: GC_D2.i
Lab File ID: 009F0901.D
Lab Smp Id: OPP L1 GSV0641
Analysis Type: SV
Quant Type: ISTD
Operator: MPK/TLW
Method File: \\DenSvr03\Public\chem\GCS\GC_D2.i\0623091.B\8141A-1.m
Misc Info: IS - GSV0633-09

Calibration Date: 23-JUN-2009
Calibration Time: 20:07
Client Smp ID: OPP L1 GSV0641
Level:
Sample Type:

		AREA LIMIT			
COMPOUND	STANDARD	LOWER	UPPER	SAMPLE	%DIFF
9 Tributylphosphate	299317	149659	598634	253739	-15.23
39 TOCP	162817	81409	325634	161719	-0.67

		RT LIMIT			
COMPOUND	STANDARD	LOWER	UPPER	SAMPLE	%DIFF
9 Tributylphosphate	8.13	7.63	8.63	8.14	0.05
39 TOCP	17.85	17.35	18.35	17.84	-0.01

AREA UPPER LIMIT = +100% of internal standard area.
AREA LOWER LIMIT = - 50% of internal standard area.
RT UPPER LIMIT = + 0.50 minutes of internal standard RT.
RT LOWER LIMIT = - 0.50 minutes of internal standard RT.

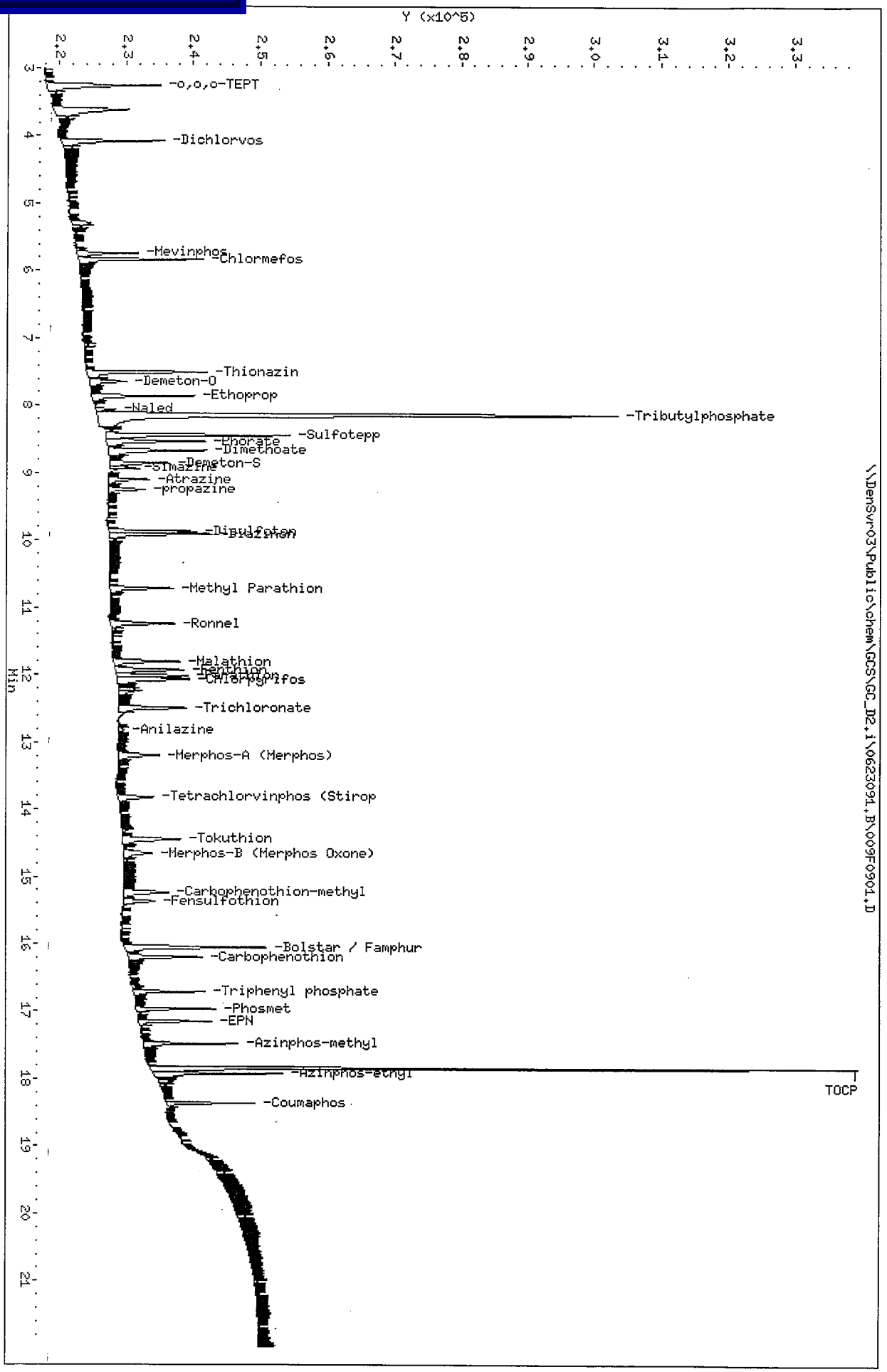

Data File: \\DenSvr03\Public\chem\GCS\GC_D2.i\0623091.B\009F0901.D
Date : 23-JUN-2009 21:29
Client ID: OPP L1 GSV0641
Sample Info: OPP L1 GSV0641
Column phase: RTx-1MS
Instrument: GC_D2.i
Operator: MPK/TLW
Column diameter: 0.32

Data File Name: 009F0901.D
Inj. Date and Time: 23-JUN-2009 21:29
Instrument ID: GC_D2.i
Client ID: OPP L1 GSV0641
Compound Name: Anilazine
CAS #:

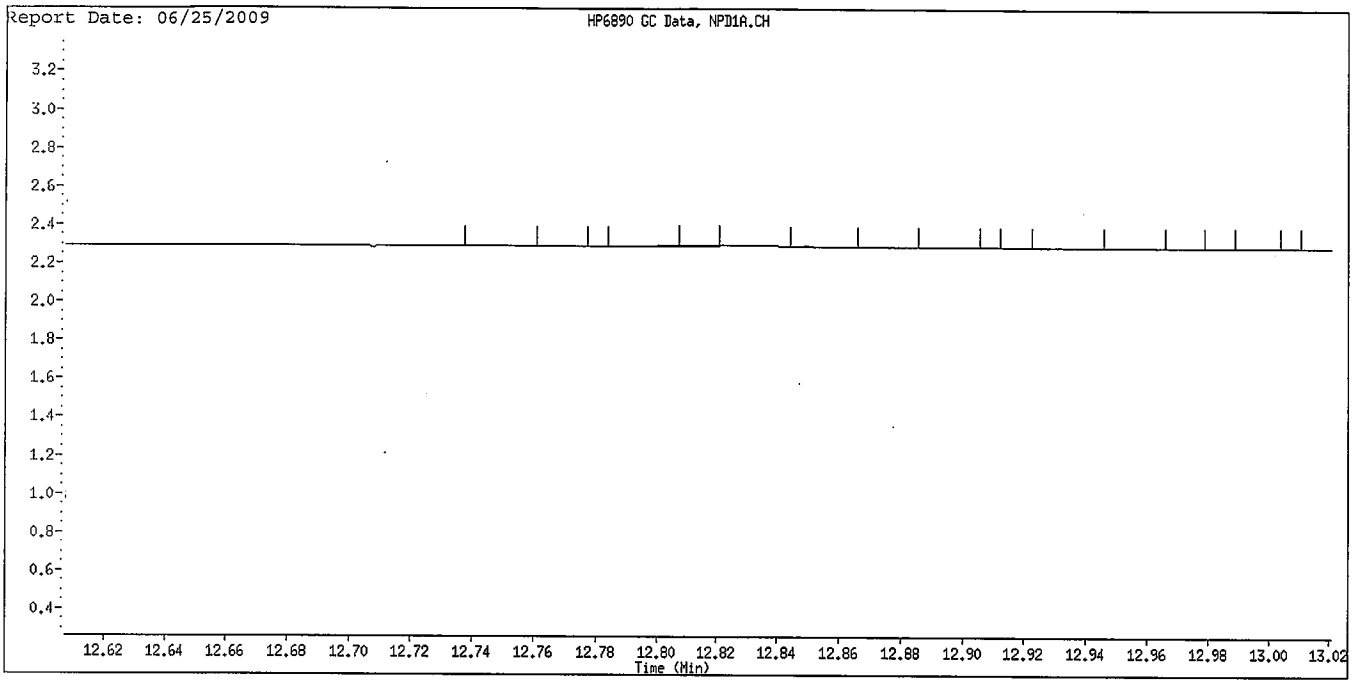

Original Integration

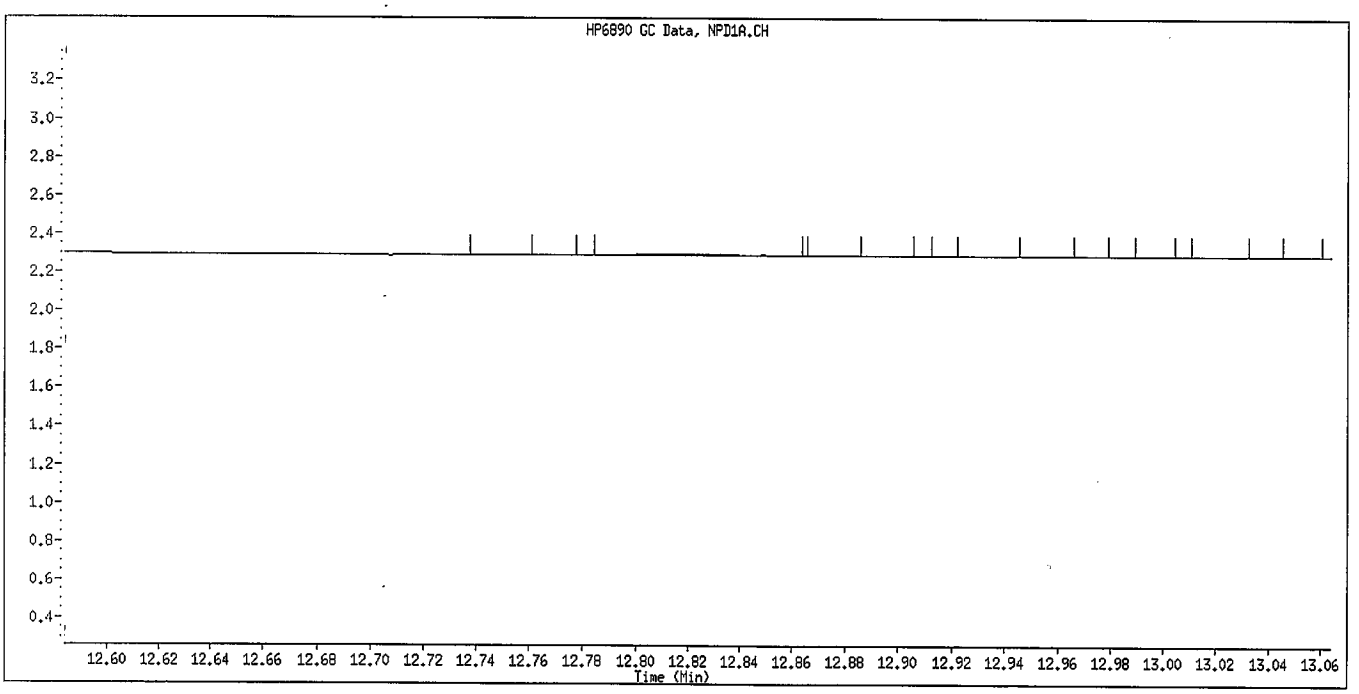

Manual Integration

Manually Integrated By: williamst
Manual Integration Reason: Baseline Event

TestAmerica

Data file : \\DenSvr03\Public\chem\GCS\GC_D2.i\0623091.B\010F1001.D
Lab Smp Id: OPP SS GSV0633 Client Smp ID: OPP SS GSV0633
Inj Date : 23-JUN-2009 21:57
Operator : MPK/TLW Inst ID: GC_D2.i
Smp Info : OPP SS GSV0633
Misc Info : IS - GSV0633-09
Comment :
Method : \\DenSvr03\Public\chem\GCS\GC_D2.i\0623091.B\8141A-1.m
Meth Date : 25-Jun-2009 11:07 GC_D2.i Quant Type: ISTD
Cal Date : 23-JUN-2009 21:29 Cal File: 009F0901.D
Als bottle: 10 Continuing Calibration Sample
Dil Factor: 1.00000
Integrator: Falcon Compound Sublist: 8141A.sub
Target Version: 4.14
Processing Host: DENPC075

	Compounds	RT	EXP RT	REL RT	RESPONSE	AMOUNTS CAL-AMT (ug/mL)	AMOUNTS ON-COL (ug/mL)
	1 o,o,o-TEPT	3.253	3.254	(0.182)	442491	2.00000	1.976
	2 Dichlorvos	4.073	4.074	(0.228)	289667	2.00000	1.944
	3 Mevinphos	5.738	5.739	(0.322)	137956	2.00000	1.672
$	4 Chlormefos	5.833	5.836	(0.327)	311904	2.00000	1.812
	5 Thionazin	7.506	7.507	(0.421)	319476	2.00000	2.021
	6 Demeton-O	7.648	7.649	(0.429)	290686	0.65000	1.786
	7 Ethoprop	7.853	7.852	(0.440)	310366	2.00000	2.078
	8 Naled	8.056	8.057	(0.451)	50379	2.00000	1.135
*	9 Tributylphosphate	8.131	8.135	(1.000)	297259	2.00000	
	10 Sulfotepp	8.440	8.442	(0.473)	375423	2.00000	1.782
	11 Phorate	8.531	8.532	(0.478)	291319	2.00000	2.005
	12 Dimethoate	8.658	8.659	(0.485)	350592	2.00000	1.926
	13 Demeton-S	8.850	8.846	(0.496)	25520	1.36000	0.1938
	14 Simazine	8.925	8.924	(0.500)	142292	2.00000	2.599
	15 Atrazine	9.093	9.094	(0.510)	125593	2.00000	1.859
	16 propazine	9.240	9.241	(0.518)	110540	2.00000	1.837
	17 Disulfoton	9.870	9.869	(0.553)	168219	2.00000	1.690
	18 Diazinon	9.903	9.902	(0.555)	318274	2.00000	2.026
	19 Methyl Parathion	10.716	10.717	(0.601)	211470	2.00000	2.007
	20 Ronnel	11.241	11.241	(0.630)	208544	2.00000	2.025
	21 Malathion	11.803	11.804	(0.661)	157331	2.00000	1.647
	22 Fenthion	11.933	11.932	(0.669)	193928	2.00000	1.887
	23 Parathion	12.020	12.019	(0.674)	216198	2.00000	1.938
	24 Chlorpyrifos	12.070	12.067	(0.676)	249118	2.00000	1.959
	25 Trichloronate	12.496	12.496	(0.700)	220931	2.00000	1.849
	26 Anilazine	12.816	12.817	(0.718)	10656	2.00000	1.998
	27 Merphos-A (Merphos)	13.200	13.199	(0.740)	38509	2.00000	0.4166(M)
	28 Tetrachlorvinphos (Stirophos)	13.821	13.824	(0.775)	137977	2.00000	1.881
	29 Tokuthion	14.450	14.449	(0.810)	222857	2.00000	1.897
	30 Merphos-B (Merphos Oxone)	14.651	14.651	(0.821)	179047	2.00000	6.451(A)
	31 Carbophenothion-methyl	15.236	15.239	(0.854)	120125	2.00000	1.319
	32 Fensulfothion	15.365	15.361	(0.861)	167314	2.00000	1.997
	33 Bolstar / Famphur	16.053	16.053	(0.900)	431973	4.00000	4.144

	Compounds	RT	EXP RT	REL RT	RESPONSE	AMOUNTS CAL-AMT (ug/mL)	AMOUNTS ON-COL (ug/mL)
	34 Carbophenothion	16.196	16.197	(0.908)	200399	2.00000	1.935
$	35 Triphenyl phosphate	16.711	16.712	(0.936)	139476	2.00000	1.695
	36 Phosmet	16.963	16.963	(0.951)	156391	2.00000	1.664
	37 EPN	17.150	17.151	(0.961)	164861	2.00000	1.828
	38 Azinphos-methyl	17.480	17.480	(0.980)	193557	2.00000	1.908
*	39 TOCP	17.845	17.846	(1.000)	166788	2.00000	
	40 Azinphos-ethyl	17.925	17.926	(1.004)	199858	2.00000	1.809
	41 Coumaphos	18.365	18.366	(1.029)	159109	2.00000	1.847
S	42 Merphos				217556	2.00000	1.715
M	43 Total Demeton				316206	2.00000	1.980

QC Flag Legend

A - Target compound detected but, quantitated amount exceeded maximum amount.
M - Compound response manually integrated.

TestAmerica

INTERNAL STANDARD COMPOUNDS
AREA AND RT SUMMARY

Instrument ID: GC_D2.i
Lab File ID: 010F1001.D
Lab Smp Id: OPP SS GSV0633
Analysis Type: SV
Quant Type: ISTD
Operator: MPK/TLW
Calibration Date: 23-JUN-2009
Calibration Time: 20:07
Client Smp ID: OPP SS GSV0633
Level:
Sample Type:
Method File: \\DenSvr03\Public\chem\GCS\GC_D2.i\0623091.B\8141A-1.m
Misc Info: IS - GSV0633-09

COMPOUND	STANDARD	AREA LIMIT LOWER	AREA LIMIT UPPER	SAMPLE	%DIFF
9 Tributylphosphate	299317	149659	598634	297259	-0.69
39 TOCP	162817	81409	325634	166788	2.44

COMPOUND	STANDARD	RT LIMIT LOWER	RT LIMIT UPPER	SAMPLE	%DIFF
9 Tributylphosphate	8.13	7.63	8.63	8.13	-0.02
39 TOCP	17.85	17.35	18.35	17.85	0.00

AREA UPPER LIMIT = +100% of internal standard area.
AREA LOWER LIMIT = - 50% of internal standard area.
RT UPPER LIMIT = + 0.50 minutes of internal standard RT.
RT LOWER LIMIT = - 0.50 minutes of internal standard RT.



Data File: \\DenSvr03\Public\chem\GCS\GC_D2.i\0623091.B\010F1001.D
Date : 23-JUN-2009 21:57
Client ID: OPP SS GSV0633
Sample Info: OPP SS GSV0633
Column phase: RTx-1MS

Instrument: GC_D2.i
Operator: MPK/TLW
Column diameter: 0.32

Data File Name: 010F1001.D
Inj. Date and Time: 23-JUN-2009 21:57
Instrument ID: GC_D2.i
Client ID: OPP SS GSV0633
Compound Name: Merphos-A (Merphos)
CAS #:

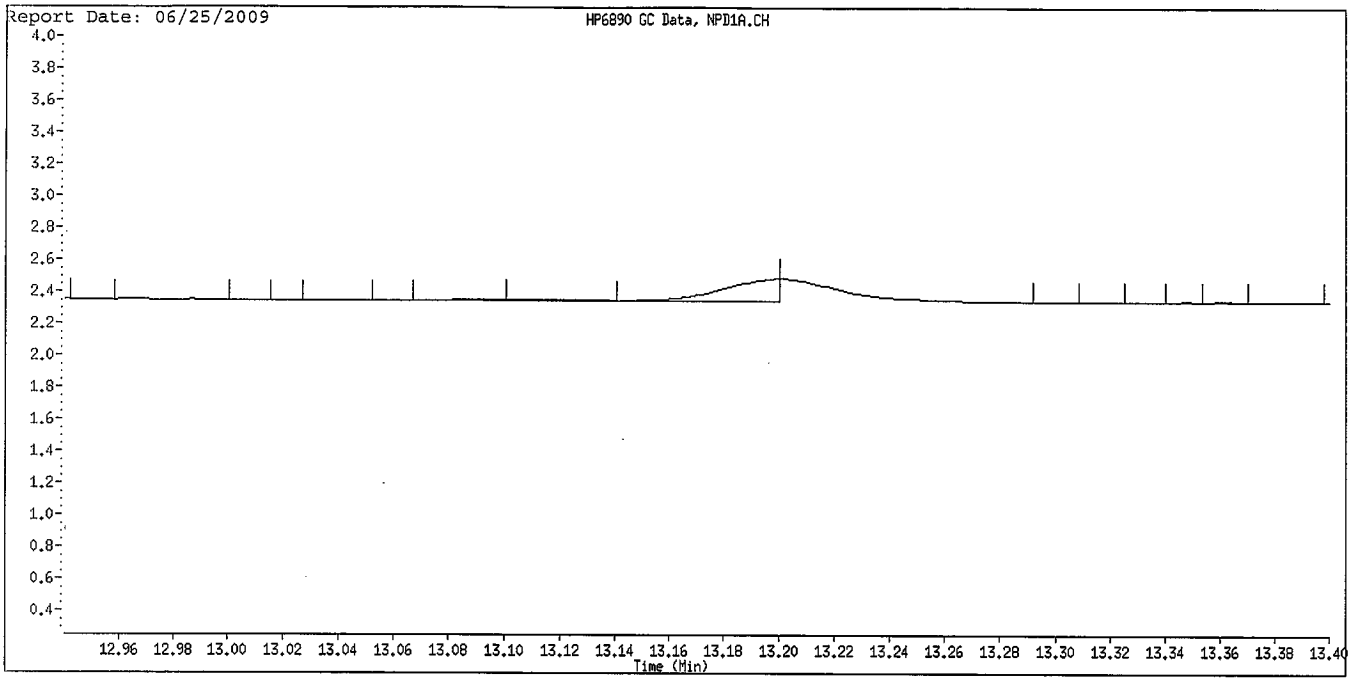

Original Integration

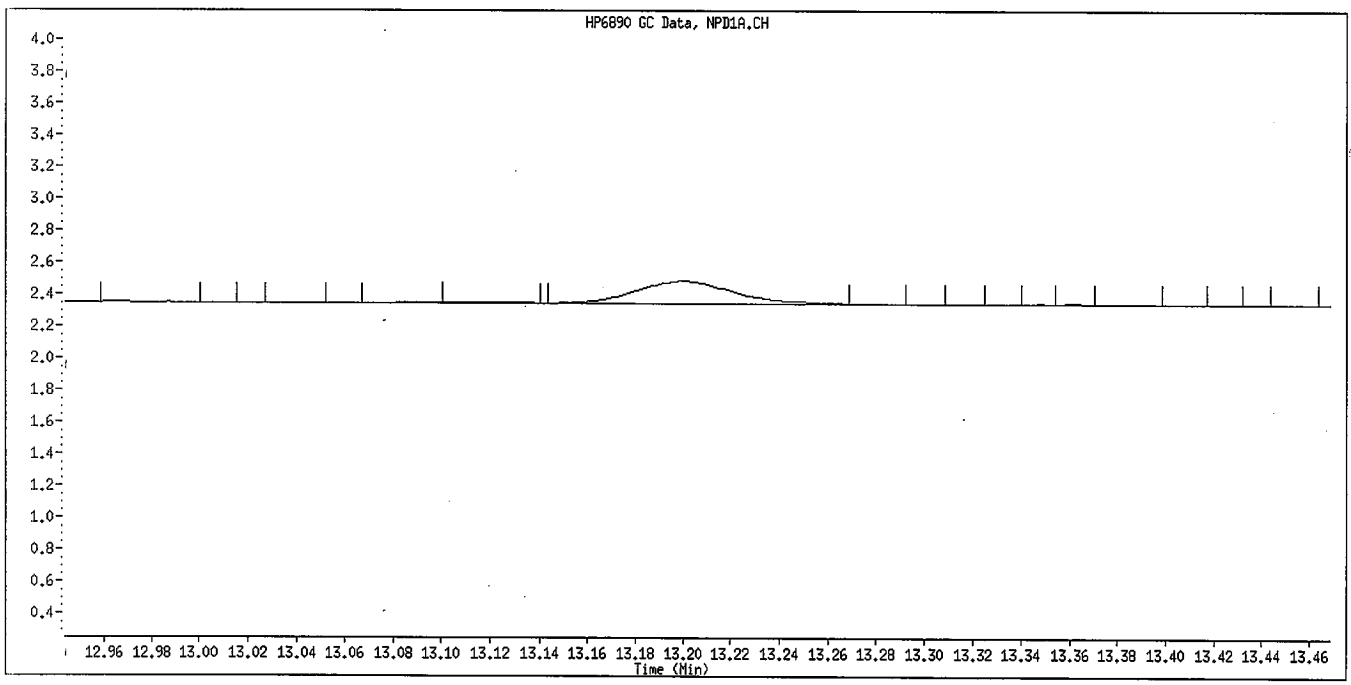

Manual Integration

Manually Integrated By: williamst
Manual Integration Reason: Baseline Event

TestAmerica

Data file : \\DenSvr03\Public\chem\GCS\GC_D2.i\0623092.B\003F0301.D
Lab Smp Id: OPP L7 GSV0634 Client Smp ID: OPP L7 GSV0634
Inj Date : 23-JUN-2009 18:45
Operator : MPK/TLW Inst ID: GC_D2.i
Smp Info : OPP L7 GSV0634
Misc Info :
Comment :
Method : \\DenSvr03\Public\chem\GCS\GC_D2.i\0623092.B\8141A-2.m
Meth Date : 25-Jun-2009 11:52 GC_D2.i Quant Type: ISTD
Cal Date : 23-JUN-2009 21:29 Cal File: 009F0901.D
Als bottle: 3 Calibration Sample, Level: 7
Dil Factor: 1.00000
Integrator: Falcon Compound Sublist: 8141A.sub
Target Version: 4.14
Processing Host: DENPC075

						AMOUNTS	
						CAL-AMT	ON-COL
	Compounds	RT	EXP RT	REL RT	RESPONSE	(ug/mL)	(ug/mL)
	1 o,o,o-TEPT	4.729	4.730	(0.251)	831738	5.00000	4.932
	2 Dichlorvos	6.548	6.547	(0.348)	756313	5.00000	5.334 (A)
$	3 Chlormefos	7.384	7.385	(0.392)	683885	5.00000	4.903
	4 Mevinphos	9.236	9.237	(0.491)	514058	5.00000	4.995
	5 Demeton-O	9.736	9.735	(0.517)	151484	1.62500	1.669
	6 Thionazin	9.986	9.985	(0.531)	680941	5.00000	4.832
	7 Ethoprop	10.503	10.504	(0.558)	499308	5.00000	5.012 (A)
	8 Phorate	10.539	10.540	(0.560)	684226	5.00000	5.536 (A)
	9 Naled	10.943	10.942	(0.582)	225614	5.00000	5.164 (A)
	10 Sulfotepp	11.019	11.019	(0.586)	940559	5.00000	5.148 (A)
*	11 Tributylphosphate	11.126	11.125	(1.000)	377706	2.00000	
	12 Simazine	11.403	11.402	(0.606)	157397	5.00000	5.903 (A)
	13 Diazinon	11.544	11.544	(0.614)	508283	5.00000	5.064 (A)
	14 Atrazine	11.588	11.585	(0.616)	295322	5.00000	5.006 (A)
	15 Propazine	11.751	11.750	(0.625)	245979	5.00000	5.030 (A)
	16 Disulfoton	12.053	12.052	(0.641)	494187	5.00000	4.990
	17 Demeton-S	12.128	12.129	(0.645)	432816	3.40000	3.798
	18 Dimethoate	13.286	13.285	(0.706)	677802	5.00000	5.078 (A)
	19 Ronnel	13.591	13.590	(0.722)	457739	5.00000	5.013 (A)
	20 Merphos-A (Merphos)	13.691	13.690	(1.231)	474048	5.00000	3.699 (A)
	21 Chlorpyrifos	14.413	14.412	(0.766)	489865	5.00000	5.280 (A)
	22 Fenthion	14.664	14.664	(0.779)	429935	5.00000	4.778
	23 Trichloronate	14.713	14.712	(0.782)	582182	5.00000	5.266 (A)
	24 Anilazine	15.218	15.214	(0.809)	27406	5.00000	4.921 (M)
	25 Methyl Parathion	15.523	15.522	(0.825)	508374	5.00000	5.382 (A)
	26 Malathion	15.728	15.729	(0.836)	466495	5.00000	5.171 (A)
	27 Tokuthion	16.346	16.347	(0.869)	489729	5.00000	5.056 (A)
	28 Parathion	16.496	16.495	(0.877)	460801	5.00000	4.887 (M)
	29 Merphos-B (Merphos Oxone)	16.518	16.517	(1.485)	152339	5.00000	2.901 (AM)
	30 Tetrachlorvinphos (stirophos)	16.978	16.979	(0.902)	335881	5.00000	5.271 (A)
	31 Carbophenothion methyl	17.083	17.082	(0.908)	445707	5.00000	5.300 (A)
	32 Bolstar	17.443	17.442	(0.927)	418697	5.00000	5.032 (A)
	33 Carbophenothion	17.524	17.524	(0.931)	470323	5.00000	4.950 (A)

	Compounds	RT	EXP RT	REL RT	RESPONSE	AMOUNTS CAL-AMT (ug/mL)	AMOUNTS ON-COL (ug/mL)
$	34 Triphenyl phosphate	18.281	18.280	(0.972)	342491	5.00000	4.778
	35 Fensulfothion	18.559	18.559	(0.986)	279450	5.00000	4.589
*	36 TOCP	18.816	18.815	(1.000)	141807	2.00000	
	37 Phosmet / EPN	18.909	18.907	(1.005)	684509	10.0000	9.791(A)
	38 Famphur	19.011	19.010	(1.010)	413751	5.00000	4.493
	39 Azinphos-methyl	19.146	19.145	(1.018)	405228	5.00000	4.783
	40 Azinphos-ethyl	19.364	19.364	(1.029)	398238	5.00000	5.038(A)
	41 Coumaphos	20.346	20.345	(1.081)	325913	5.00000	5.048(A)
S	42 Merphos				626387	5.00000	5.232(A)
M	43 Total Demeton				584300	5.00000	5.467

QC Flag Legend

A - Target compound detected but, quantitated amount exceeded maximum amount.
M - Compound response manually integrated.

TestAmerica

INTERNAL STANDARD COMPOUNDS
AREA AND RT SUMMARY

Instrument ID: GC_D2.i
Lab File ID: 003F0301.D
Lab Smp Id: OPP L7 GSV0634
Analysis Type: SV
Quant Type: ISTD
Operator: MPK/TLW
Method File: \\DenSvr03\Public\chem\GCS\GC_D2.i\0623092.B\8141A-2.m
Misc Info:

Calibration Date: 23-JUN-2009
Calibration Time: 21:57
Client Smp ID: OPP L7 GSV0634
Level:
Sample Type:

COMPOUND	STANDARD	AREA LIMIT LOWER	AREA LIMIT UPPER	SAMPLE	%DIFF
11 Tributylphosphate	265661	132831	531322	377706	42.18
36 TOCP	155629	77815	311258	141807	-8.88

COMPOUND	STANDARD	RT LIMIT LOWER	RT LIMIT UPPER	SAMPLE	%DIFF
11 Tributylphosphate	11.13	10.63	11.63	11.13	-0.01
36 TOCP	18.82	18.32	19.32	18.82	0.01

AREA UPPER LIMIT = +100% of internal standard area.
AREA LOWER LIMIT = - 50% of internal standard area.
RT UPPER LIMIT = + 0.50 minutes of internal standard RT.
RT LOWER LIMIT = - 0.50 minutes of internal standard RT.

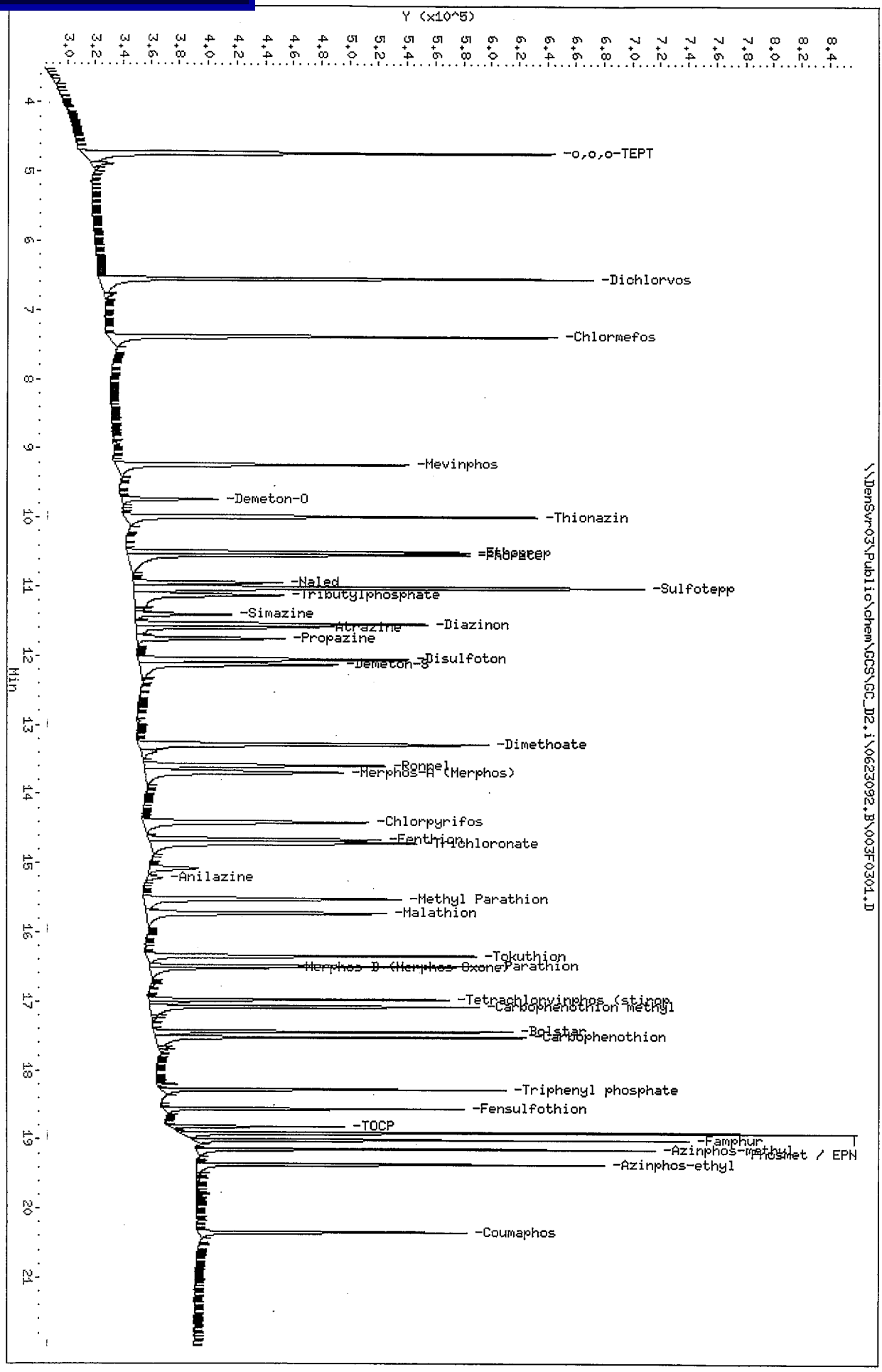

Data File: \\DenSvr03\Public\chem\GCS\GC_D2.i\0623092.B\003F0301.D
Date : 23-JUN-2009 18:45
Client ID: OPP L7 GSV0634
Sample Info: OPP L7 GSV0634
Column phase: RTx-OPPest

Instrument: GC_D2.i
Operator: MPK/TLW
Column diameter: 0.32

\\DenSvr03\Public\chem\GCS\GC_D2.i\0623092.B\003F0301.D

Inj. Date and Time: 23-JUN-2009 18:45
Instrument ID: GC_D2.i
Client ID: OPP L7 GSV0634
Compound Name: Anilazine
CAS #:
Report Date: 06/25/2009

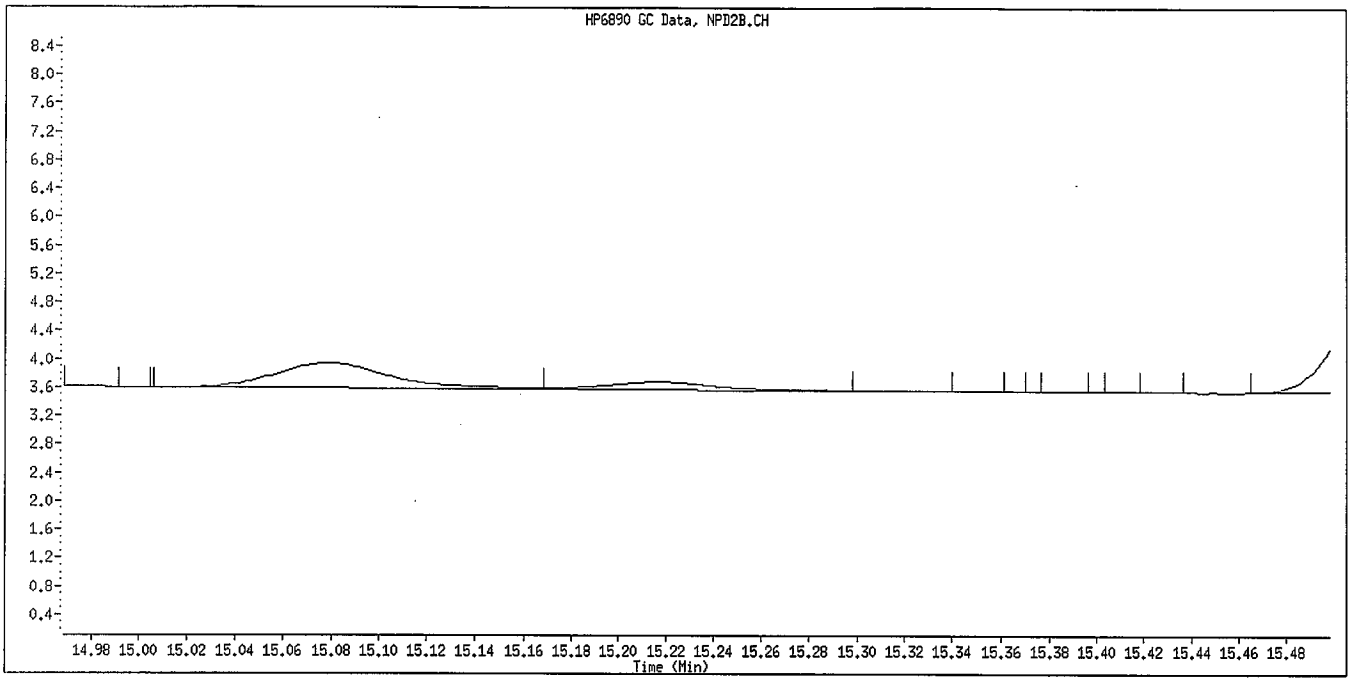

Original Integration

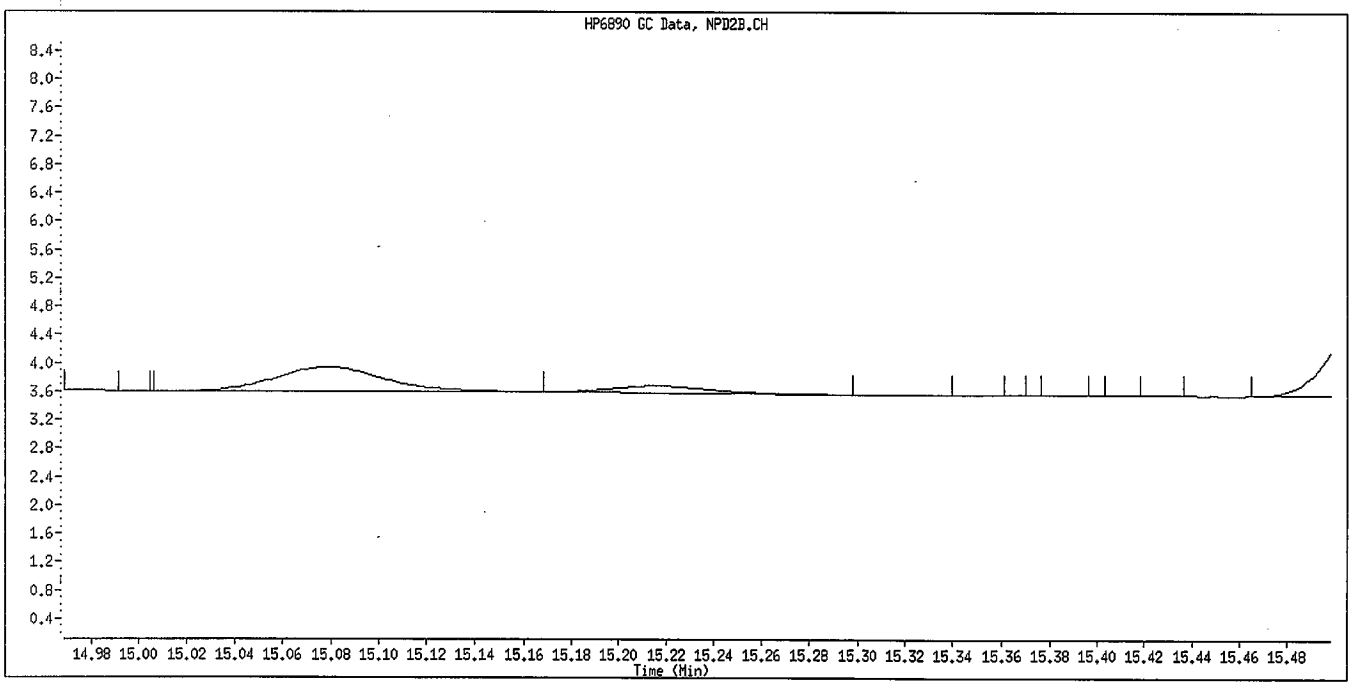

Manual Integration

Manually Integrated By: williamst
Manual Integration Reason: Baseline Event

Inj. Date and Time: 23-JUN-2009 18:45
Instrument ID: GC_D2.i
Client ID: OPP L7 GSV0634
Compound Name: Parathion
CAS #:
Report Date: 06/25/2009

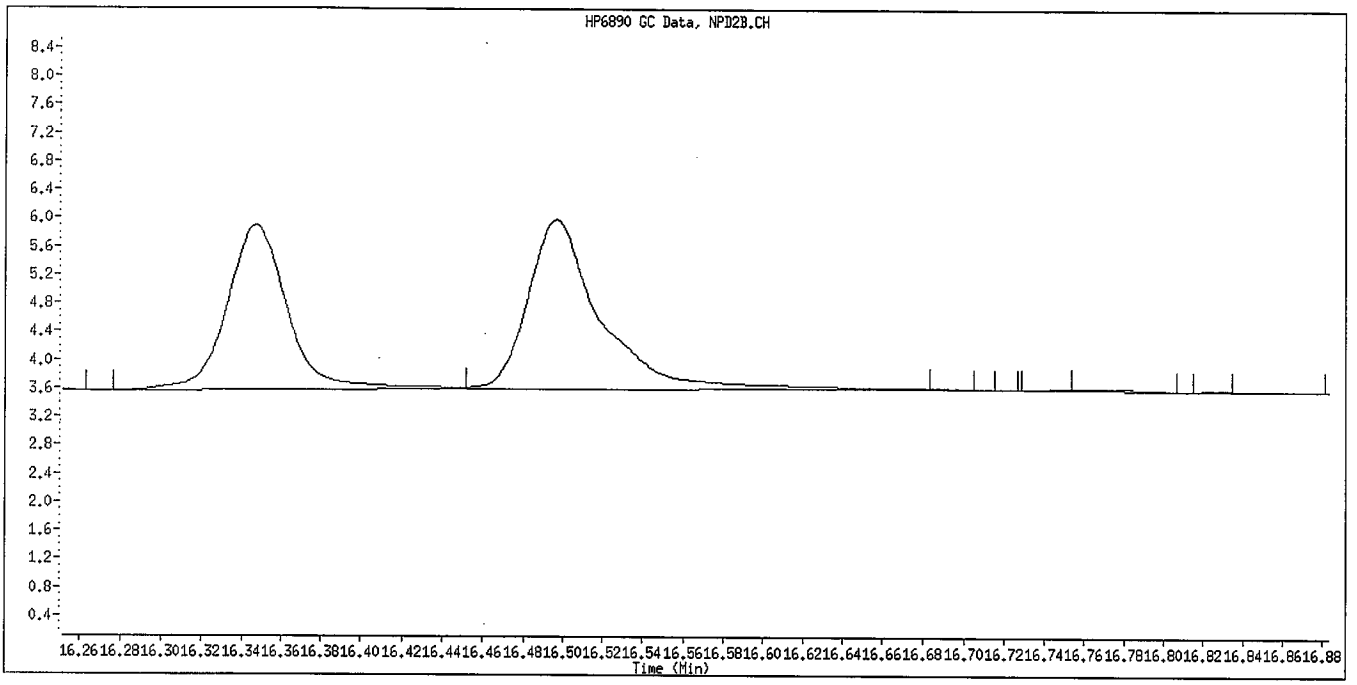

Original Integration

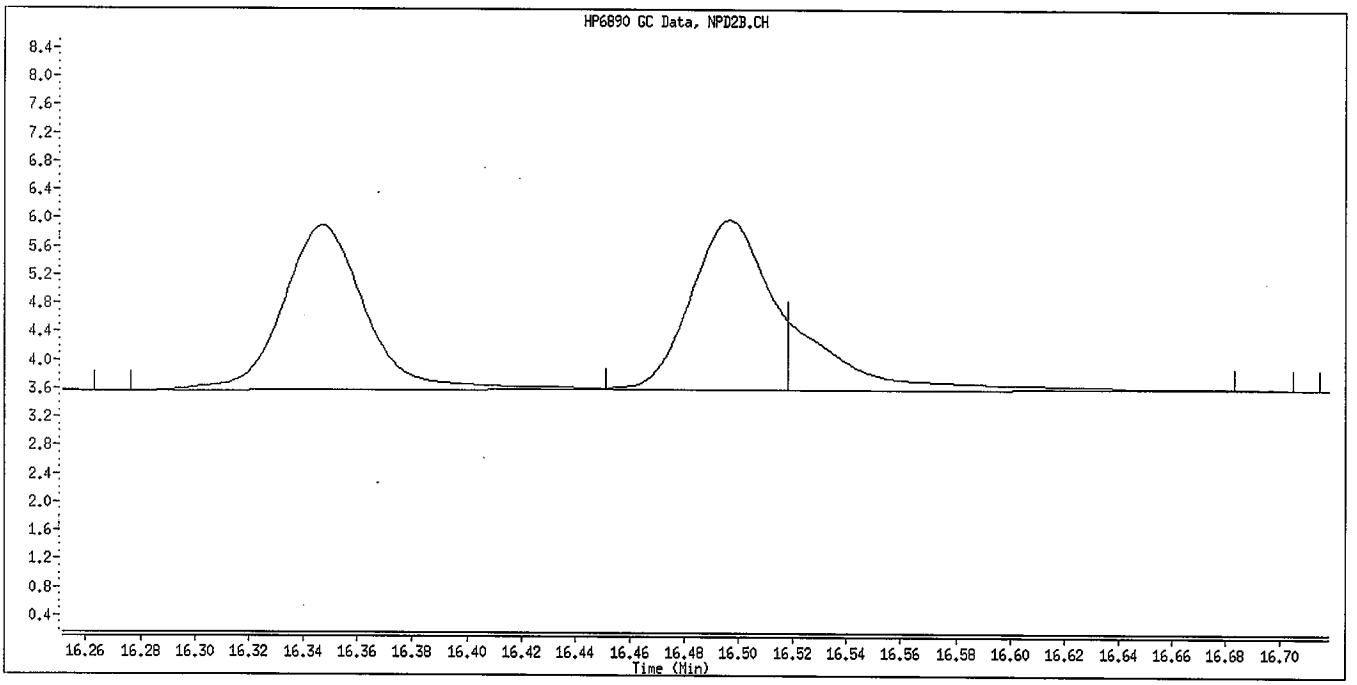

Manual Integration

Manually Integrated By: williamst
Manual Integration Reason: Baseline Event

Inj. Date and Time: 23-JUN-2009 18:45
Instrument ID: GC_D2.i
Client ID: OPP L7 GSV0634
Compound Name: Merphos-B (Merphos Oxone)
CAS #:
Report Date: 06/25/2009

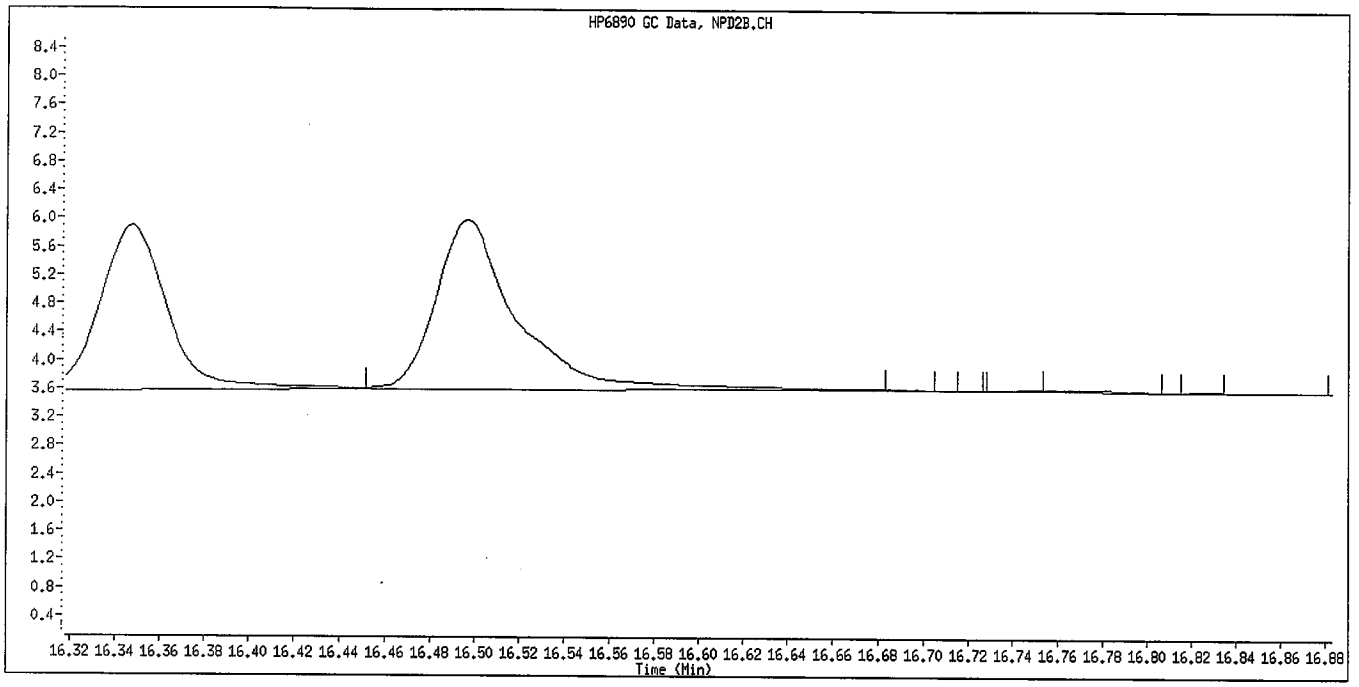

Original Integration

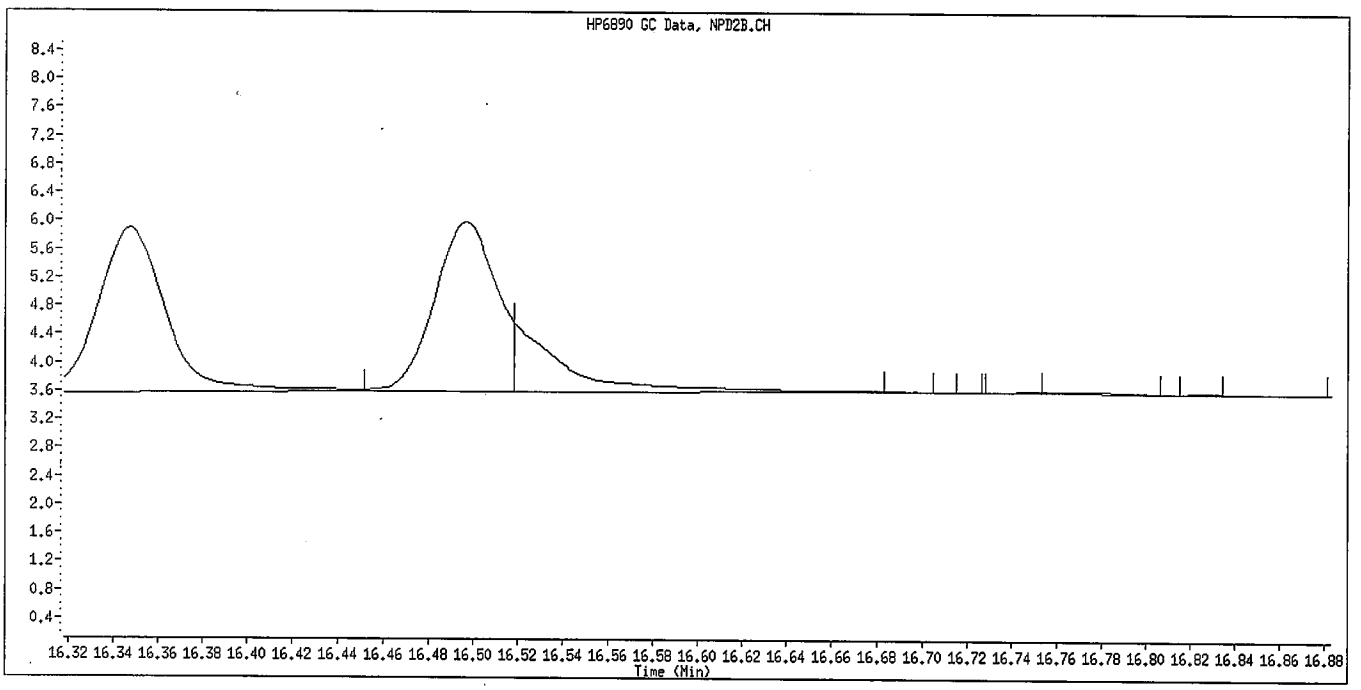

Manual Integration

Manually Integrated By: williamst
Manual Integration Reason: Baseline Event

CK 6/25/09

TestAmerica

Data file : \\DenSvr03\Public\chem\GCS\GC_D2.i\0623092.B\004F0401.D
Lab Smp Id: OPP L6 GSV0637 Client Smp ID: OPP L6 GSV0637
Inj Date : 23-JUN-2009 19:12
Operator : MPK/TLW Inst ID: GC_D2.i
Smp Info : OPP L6 GSV0637
Misc Info :
Comment :
Method : \\DenSvr03\Public\chem\GCS\GC_D2.i\0623092.B\8141A-2.m
Meth Date : 25-Jun-2009 11:52 GC_D2.i Quant Type: ISTD
Cal Date : 23-JUN-2009 18:45 Cal File: 003F0301.D
Als bottle: 4 Calibration Sample, Level: 6
Dil Factor: 1.00000
Integrator: Falcon Compound Sublist: 8141A.sub
Target Version: 4.14
Processing Host: DENPC075

	Compounds	RT	EXP RT	REL RT	RESPONSE	AMOUNTS CAL-AMT (ug/mL)	AMOUNTS ON-COL (ug/mL)
	1 o,o,o-TEPT	4.729	4.730	(0.251)	687401	4.00000	4.056
	2 Dichlorvos	6.547	6.547	(0.348)	567661	4.00000	3.993
$	3 Chlormefos	7.384	7.385	(0.392)	570908	4.00000	4.083
	4 Mevinphos	9.235	9.237	(0.491)	419743	4.00000	4.068
	5 Demeton-O	9.735	9.735	(0.517)	120125	1.30000	1.319
	6 Thionazin	9.985	9.985	(0.531)	564831	4.00000	3.998
	7 Ethoprop	10.502	10.504	(0.558)	405229	4.00000	4.048
	8 Phorate	10.539	10.540	(0.560)	492148	4.00000	3.973
	9 Naled	10.942	10.942	(0.582)	170750	4.00000	3.975
	10 Sulfotepp	11.019	11.019	(0.586)	752389	4.00000	4.098(A)
*	11 Tributylphosphate	11.124	11.125	(1.000)	273257	2.00000	
	12 Simazine	11.402	11.402	(0.606)	104759	4.00000	3.919(A)
	13 Diazinon	11.542	11.544	(0.613)	404308	4.00000	4.010
	14 Atrazine	11.585	11.585	(0.616)	211663	4.00000	3.964(A)
	15 Propazine	11.749	11.750	(0.624)	178009	4.00000	3.923
	16 Disulfoton	12.050	12.052	(0.640)	395767	4.00000	4.032
	17 Demeton-S	12.127	12.129	(0.645)	309939	2.72000	2.713
	18 Dimethoate	13.285	13.285	(0.706)	546565	4.00000	4.081
	19 Ronnel	13.590	13.590	(0.722)	368716	4.00000	4.028
	20 Merphos-A (Merphos)	13.690	13.690	(1.231)	375146	4.00000	4.046(A)
	21 Chlorpyrifos	14.412	14.412	(0.766)	383163	4.00000	4.120
	22 Fenthion	14.664	14.664	(0.779)	348979	4.00000	3.869
	23 Trichloronate	14.710	14.712	(0.782)	436585	4.00000	3.939
	24 Anilazine	15.217	15.214	(0.809)	22912	4.00000	4.080(M)
	25 Methyl Parathion	15.522	15.522	(0.825)	390997	4.00000	4.129(A)
	26 Malathion	15.727	15.729	(0.836)	360541	4.00000	3.987
	27 Tokuthion	16.345	16.347	(0.869)	400375	4.00000	4.124
	28 Parathion	16.494	16.495	(0.877)	375671	4.00000	3.975(M)
	29 Merphos-B (Merphos Oxone)	16.515	16.517	(1.485)	135189	4.00000	3.559(AM)
	30 Tetrachlorvinphos (stirophos)	16.977	16.979	(0.902)	268565	4.00000	4.205
	31 Carbophenothion methyl	17.082	17.082	(0.908)	356250	4.00000	4.226
	32 Bolstar	17.440	17.442	(0.927)	346344	4.00000	4.141
	33 Carbophenothion	17.524	17.524	(0.931)	386010	4.00000	4.098(A)

	Compounds	RT	EXP RT	REL RT	RESPONSE	AMOUNTS CAL-AMT (ug/mL)	AMOUNTS ON-COL (ug/mL)
$	34 Triphenyl phosphate	18.280	18.280	(0.972)	302779	4.00000	4.210
	35 Fensulfothion	18.559	18.559	(0.986)	252974	4.00000	4.144
*	36 TOCP	18.815	18.815	(1.000)	142151	2.00000	
	37 Phosmet / EPN	18.909	18.907	(1.005)	577894	8.00000	8.231(A)
	38 Famphur	19.010	19.010	(1.010)	367633	4.00000	3.982
	39 Azinphos-methyl	19.145	19.145	(1.018)	337963	4.00000	3.973
	40 Azinphos-ethyl	19.364	19.364	(1.029)	323036	4.00000	4.069
	41 Coumaphos	20.347	20.345	(1.081)	266941	4.00000	4.117
S	42 Merphos				510335	4.00000	4.252(A)
M	43 Total Demeton				430064	4.00000	4.032

QC Flag Legend

A - Target compound detected but, quantitated amount exceeded maximum amount.
M - Compound response manually integrated.

TestAmerica

INTERNAL STANDARD COMPOUNDS
AREA AND RT SUMMARY

Instrument ID: GC_D2.i
Lab File ID: 004F0401.D
Lab Smp Id: OPP L6 GSV0637
Analysis Type: SV
Quant Type: ISTD
Operator: MPK/TLW
Method File: \\DenSvr03\Public\chem\GCS\GC_D2.i\0623092.B\8141A-2.m
Misc Info:

Calibration Date: 23-JUN-2009
Calibration Time: 21:57
Client Smp ID: OPP L6 GSV0637
Level:
Sample Type:

		AREA LIMIT			
COMPOUND	STANDARD	LOWER	UPPER	SAMPLE	%DIFF
11 Tributylphosphate	265661	132831	531322	273257	2.86
36 TOCP	155629	77815	311258	142151	-8.66

		RT LIMIT			
COMPOUND	STANDARD	LOWER	UPPER	SAMPLE	%DIFF
11 Tributylphosphate	11.13	10.63	11.63	11.12	-0.03
36 TOCP	18.82	18.32	19.32	18.82	0.00

AREA UPPER LIMIT = +100% of internal standard area.
AREA LOWER LIMIT = - 50% of internal standard area.
RT UPPER LIMIT = + 0.50 minutes of internal standard RT.
RT LOWER LIMIT = - 0.50 minutes of internal standard RT.

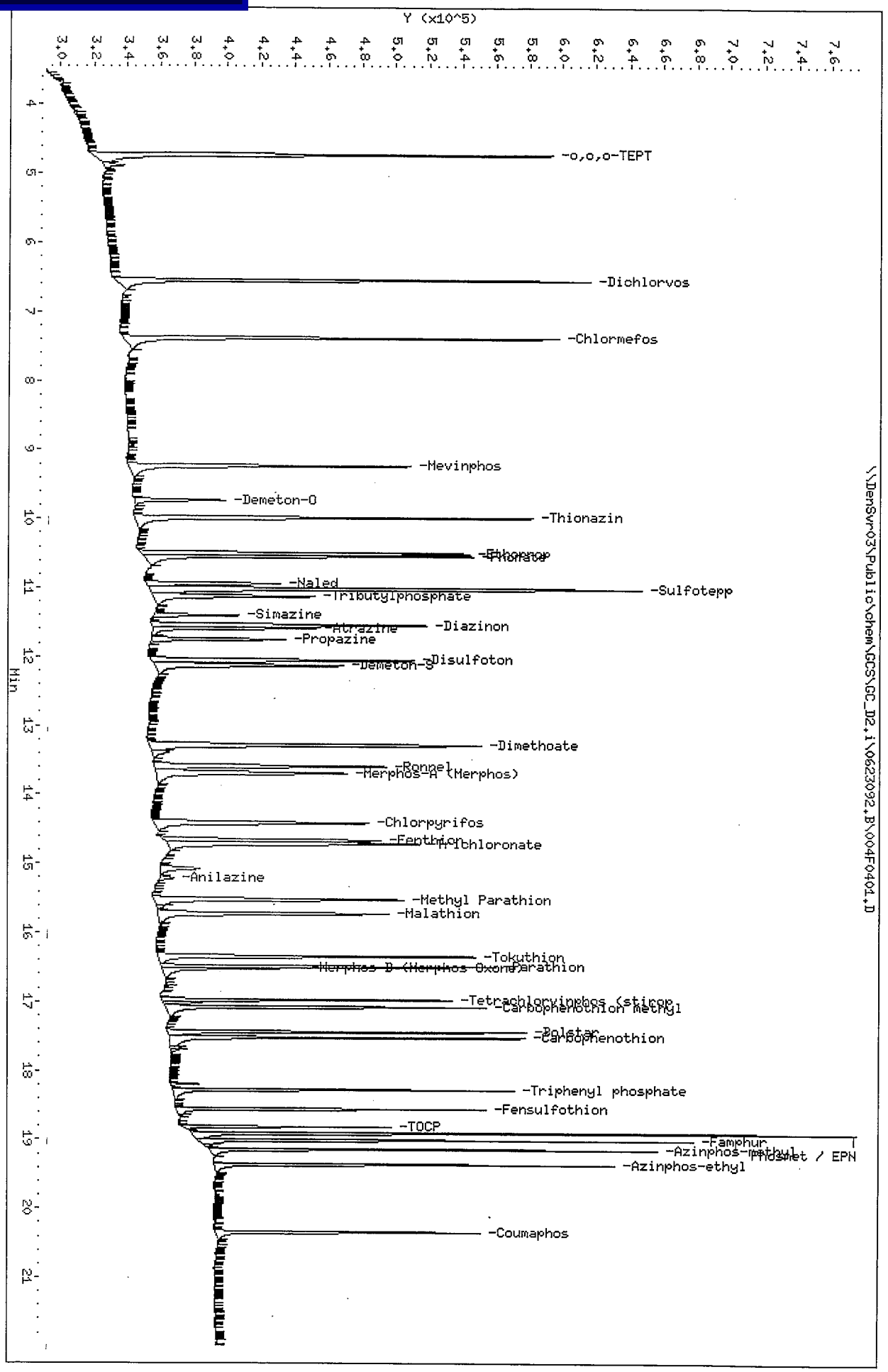

Data File: \\DenSvr03\Public\chem\GCS\GC_D2,i\0623092,B\004F0401.D
Date : 23-JUN-2009 19:12
Client ID: OPP L6 GSV0637
Sample Info: OPP L6 GSV0637
Column phase: RTx-OPPest

\\DenSvr03\Public\chem\GCS\GC_D2,i\0623092,B\004F0401.D

Instrument: GC_D2,i
Operator: MPK/TLW
Column diameter: 0.32

Page 4

Inj. Date and Time: 23-JUN-2009 19:12
Instrument ID: GC_D2.i
Client ID: OPP L6 GSV0637
Compound Name: Anilazine
CAS #:
Report Date: 06/25/2009

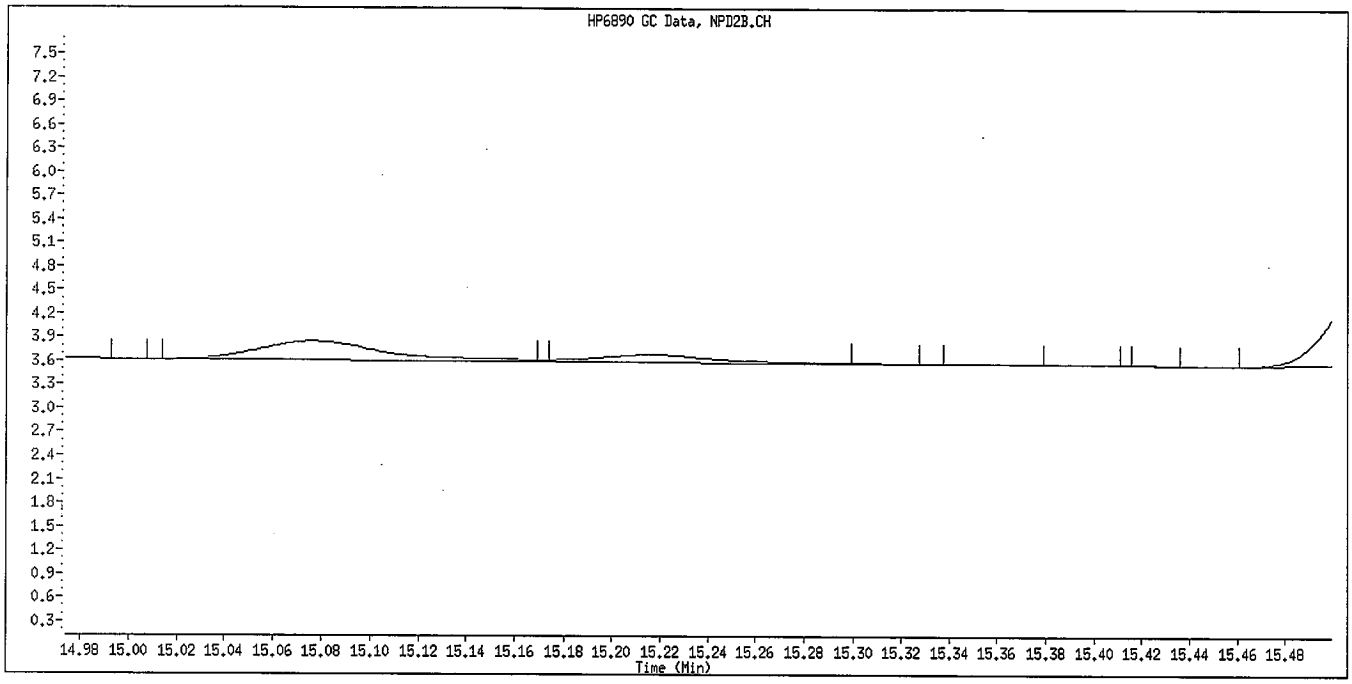

Original Integration

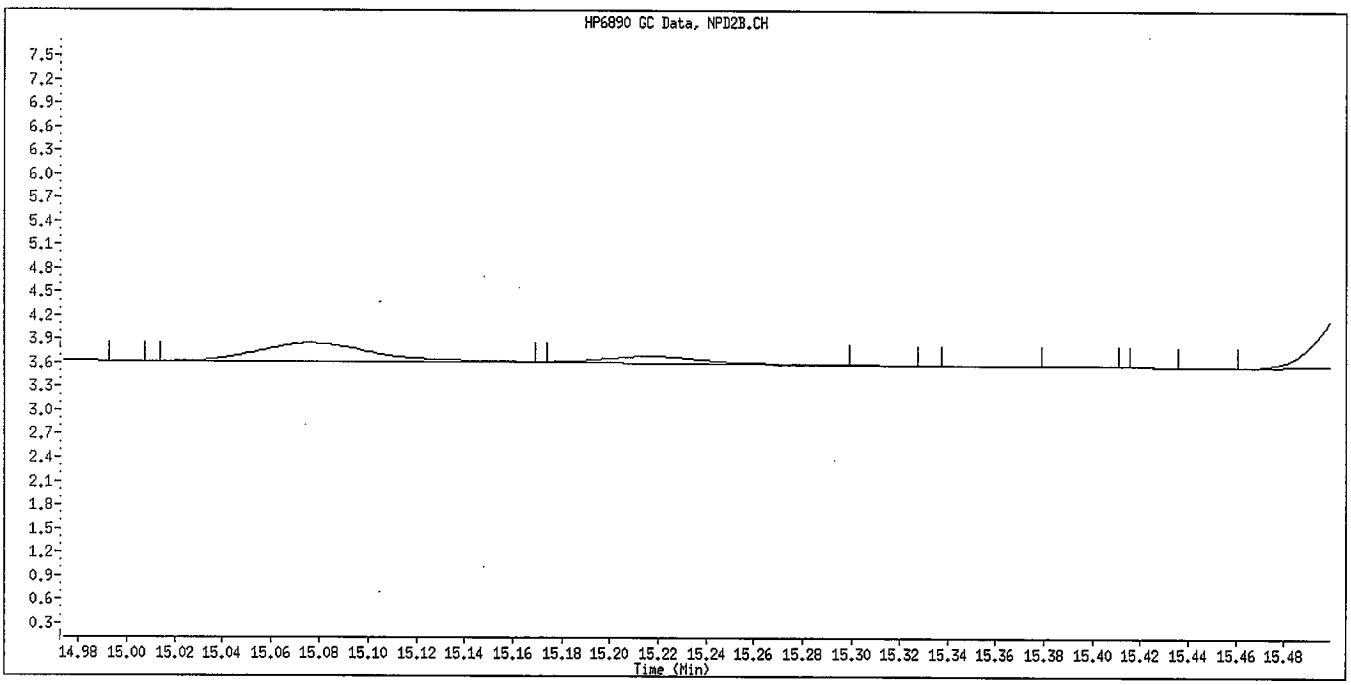

Manual Integration

Manually Integrated By: williamst
Manual Integration Reason: Baseline Event

Inj. Date and Time: 23-JUN-2009 19:12
Instrument ID: GC_D2.i
Client ID: OPP L6 GSV0637
Compound Name: Parathion
CAS #:
Report Date: 06/25/2009

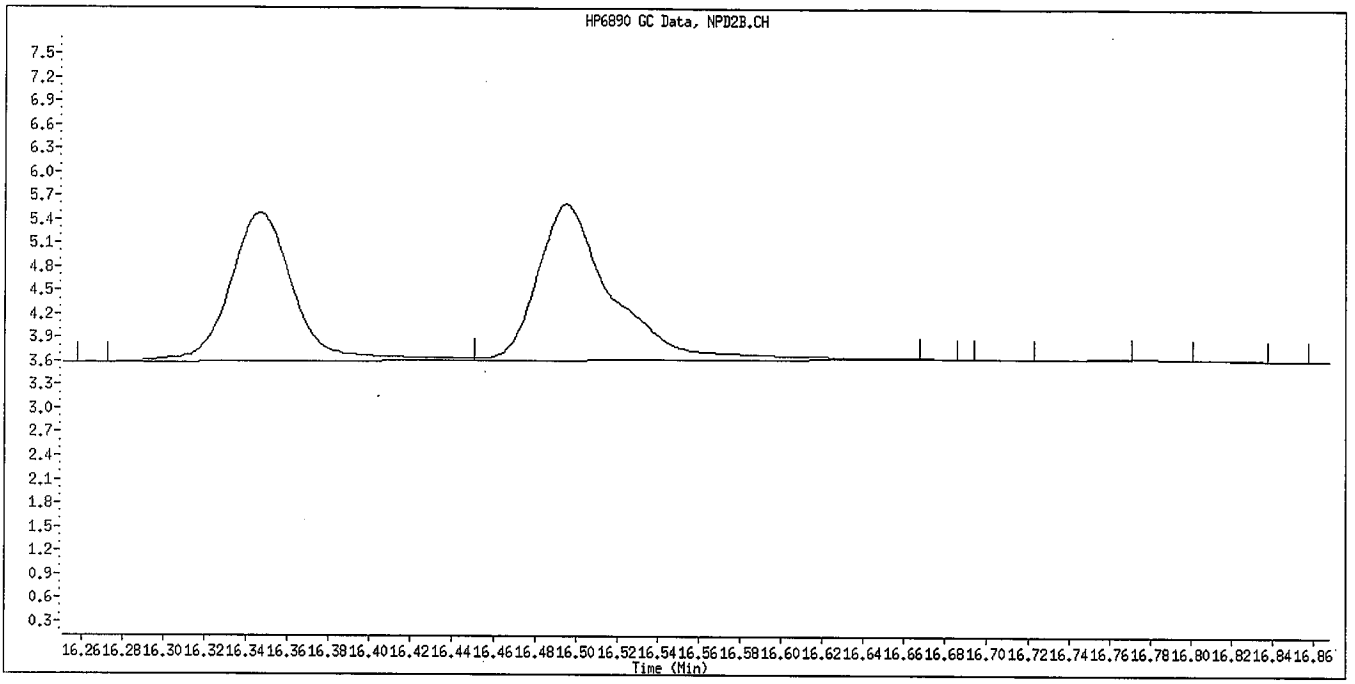

Original Integration

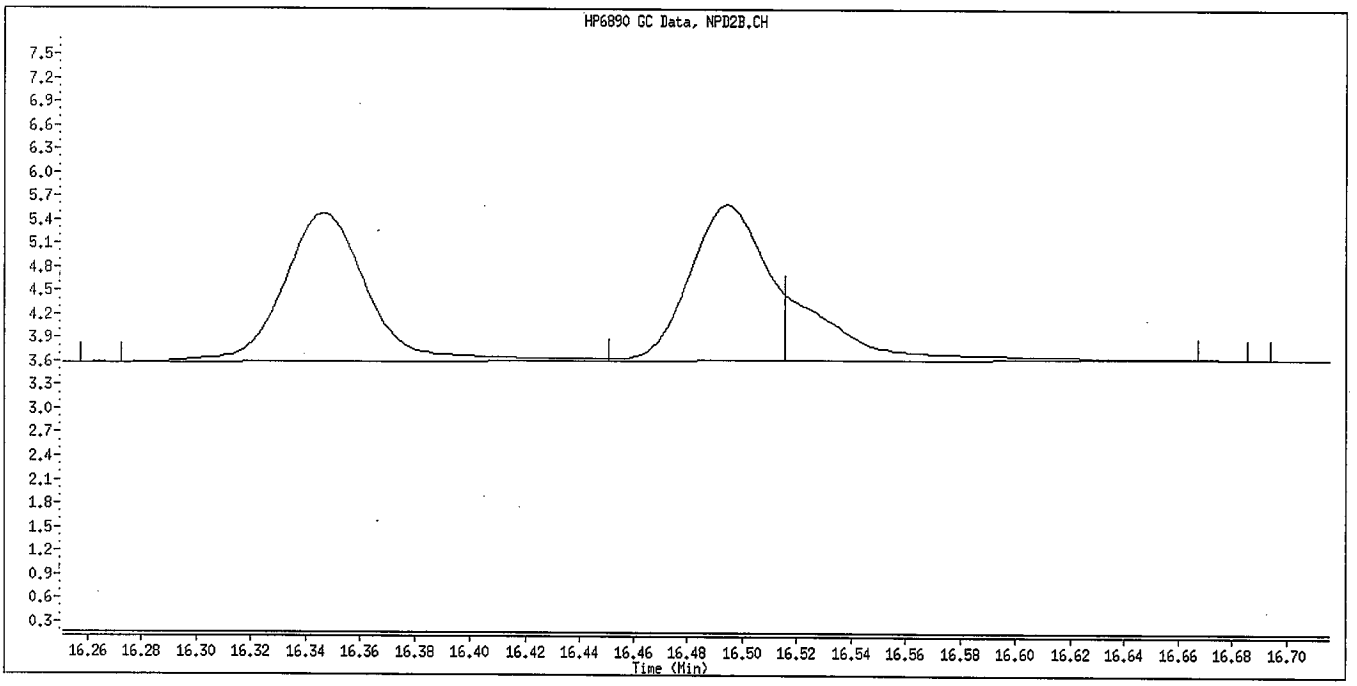

Manual Integration

Manually Integrated By: williamst
Manual Integration Reason: Baseline Event

Inj. Date and Time: 23-JUN-2009 19:12
Instrument ID: GC_D2.i
Client ID: OPP L6 GSV0637
Compound Name: Merphos-B (Merphos Oxone)
CAS #:
Report Date: 06/25/2009

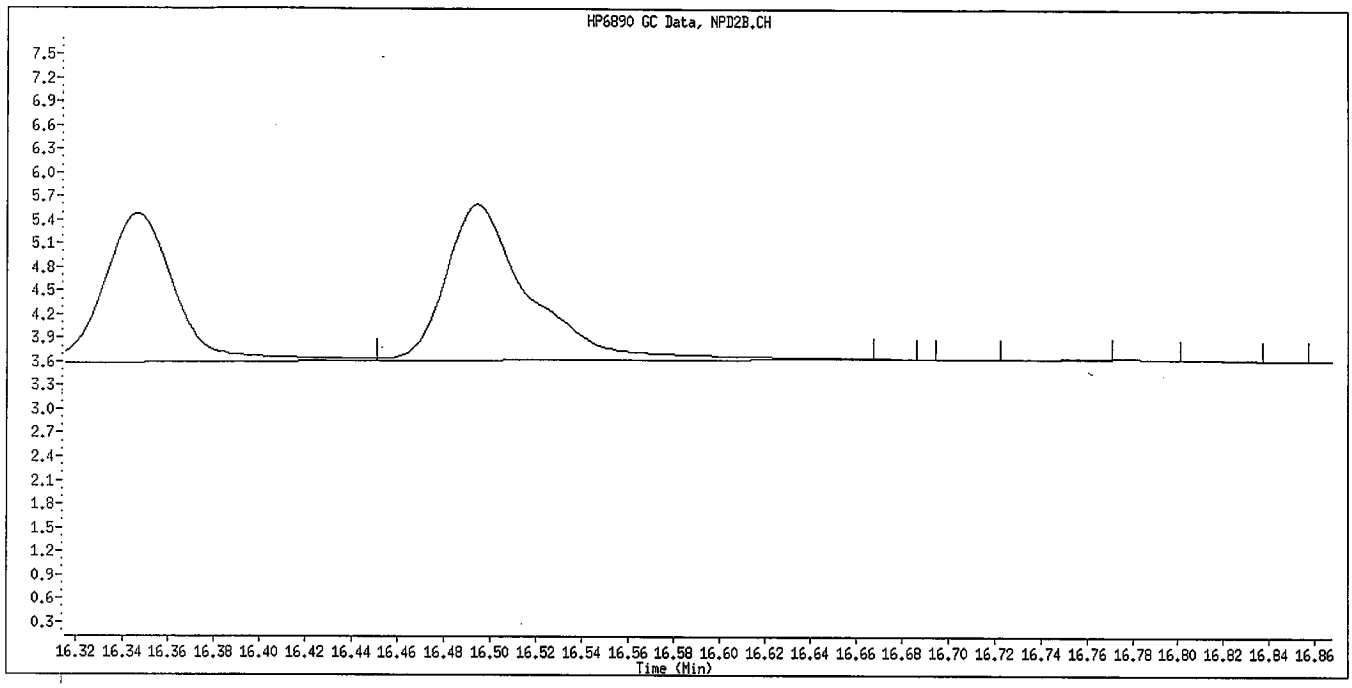

Original Integration

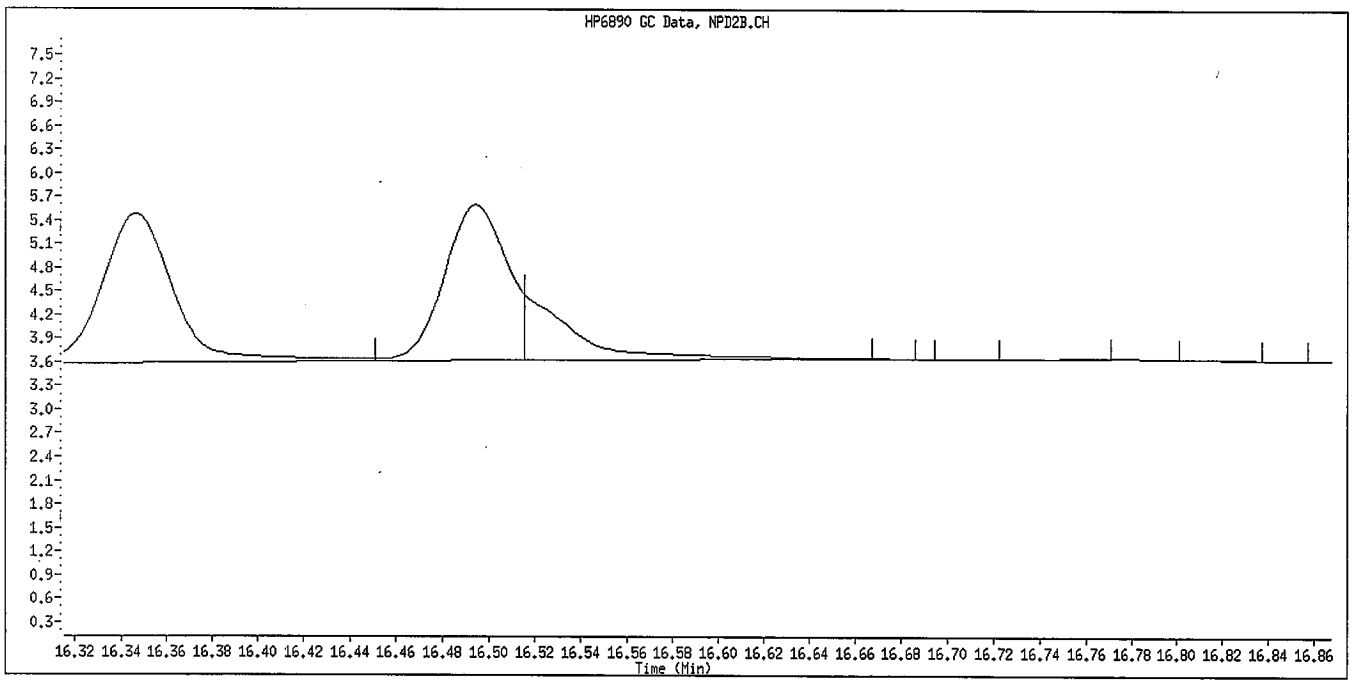

Manual Integration

Manually Integrated By: williamst
Manual Integration Reason: Baseline Event

TestAmerica

Data file : \\DenSvr03\Public\chem\GCS\GC_D2.i\0623092.B\005F0501.D
Lab Smp Id: OPP L5 GSV0635 Client Smp ID: OPP L5 GSV0635
Inj Date : 23-JUN-2009 19:40
Operator : MPK/TLW Inst ID: GC_D2.i
Smp Info : OPP L5 GSV0635
Misc Info :
Comment :
Method : \\DenSvr03\Public\chem\GCS\GC_D2.i\0623092.B\8141A-2.m
Meth Date : 25-Jun-2009 11:52 GC_D2.i Quant Type: ISTD
Cal Date : 23-JUN-2009 19:12 Cal File: 004F0401.D
Als bottle: 5 Calibration Sample, Level: 5
Dil Factor: 1.00000
Integrator: Falcon Compound Sublist: 8141A.sub
Target Version: 4.14
Processing Host: DENPC075

	Compounds	RT	EXP RT	REL RT	RESPONSE	AMOUNTS CAL-AMT (ug/mL)	AMOUNTS ON-COL (ug/mL)
1	o,o,o-TEPT	4.730	4.730	(0.251)	506038	3.00000	2.938
2	Dichlorvos	6.547	6.547	(0.348)	394132	3.00000	2.742
$ 3	Chlormefos	7.385	7.385	(0.393)	398286	3.00000	2.818
4	Mevinphos	9.237	9.237	(0.491)	304883	3.00000	2.924
5	Demeton-O	9.735	9.735	(0.517)	88187	0.97500	0.9568
6	Thionazin	9.985	9.985	(0.531)	404564	3.00000	2.833
7	Ethoprop	10.504	10.504	(0.558)	302525	3.00000	2.975
8	Phorate	10.540	10.540	(0.560)	374747	3.00000	2.993
9	Naled	10.942	10.942	(0.582)	117820	3.00000	2.812
10	Sulfotepp	11.019	11.019	(0.586)	563817	3.00000	3.025(A)
* 11	Tributylphosphate	11.125	11.125	(1.000)	313091	2.00000	
12	Simazine	11.402	11.402	(0.606)	87990	3.00000	3.257(A)
13	Diazinon	11.544	11.544	(0.614)	308140	3.00000	3.013
14	Atrazine	11.585	11.585	(0.616)	154206	3.00000	3.050(A)
15	Propazine	11.750	11.750	(0.625)	128449	3.00000	2.972
16	Disulfoton	12.052	12.052	(0.641)	290060	3.00000	2.953
17	Demeton-S	12.129	12.129	(0.645)	219690	2.04000	1.903
18	Dimethoate	13.285	13.285	(0.706)	399832	3.00000	2.948
19	Ronnel	13.590	13.590	(0.722)	260881	3.00000	2.820
20	Merphos-A (Merphos)	13.690	13.690	(1.231)	254337	3.00000	2.394(A)
21	Chlorpyrifos	14.412	14.412	(0.766)	280064	3.00000	2.979
22	Fenthion	14.664	14.664	(0.779)	249976	3.00000	2.742
23	Trichloronate	14.712	14.712	(0.782)	323909	3.00000	2.892
24	Anilazine	15.214	15.214	(0.809)	17275	3.00000	3.006(M)
25	Methyl Parathion	15.522	15.522	(0.825)	284187	3.00000	2.969(A)
26	Malathion	15.729	15.729	(0.836)	271950	3.00000	2.976
27	Tokuthion	16.347	16.347	(0.869)	286351	3.00000	2.918
28	Parathion	16.495	16.495	(0.877)	278177	3.00000	2.912(M)
29	Merphos-B (Merphos Oxone)	16.517	16.517	(1.485)	101685	3.00000	2.336(AM)
30	Tetrachlorvinphos (stirophos)	16.979	16.979	(0.902)	181685	3.00000	2.814
31	Carbophenothion methyl	17.082	17.082	(0.908)	230878	3.00000	2.710
32	Bolstar	17.442	17.442	(0.927)	254530	3.00000	2.994
33	Carbophenothion	17.524	17.524	(0.931)	276354	3.00000	2.946(A)

	Compounds	RT	EXP RT	REL RT	RESPONSE	AMOUNTS CAL-AMT (ug/mL)	AMOUNTS ON-COL (ug/mL)
$	34 Triphenyl phosphate	18.280	18.280	(0.972)	219113	3.00000	3.004
	35 Fensulfothion	18.559	18.559	(0.986)	184425	3.00000	2.989
*	36 TOCP	18.815	18.815	(1.000)	143683	2.00000	
	37 Phosmet / EPN	18.907	18.907	(1.005)	432874	6.00000	6.075(A)
	38 Famphur	19.010	19.010	(1.010)	280260	3.00000	3.004
	39 Azinphos-methyl	19.145	19.145	(1.018)	289882	3.00000	3.366
	40 Azinphos-ethyl	19.364	19.364	(1.029)	244748	3.00000	3.039
	41 Coumaphos	20.345	20.345	(1.081)	195684	3.00000	2.974
S	42 Merphos				356022	3.00000	2.935(A)
M	43 Total Demeton				307877	3.00000	2.860

QC Flag Legend

A - Target compound detected but, quantitated amount exceeded maximum amount.
M - Compound response manually integrated.

TestAmerica

INTERNAL STANDARD COMPOUNDS
AREA AND RT SUMMARY

Instrument ID: GC_D2.i
Lab File ID: 005F0501.D
Lab Smp Id: OPP L5 GSV0635
Analysis Type: SV
Quant Type: ISTD
Operator: MPK/TLW
Method File: \\DenSvr03\Public\chem\GCS\GC_D2.i\0623092.B\8141A-2.m
Misc Info:

Calibration Date: 23-JUN-2009
Calibration Time: 21:57
Client Smp ID: OPP L5 GSV0635
Level:
Sample Type:

COMPOUND	STANDARD	AREA LIMIT LOWER	AREA LIMIT UPPER	SAMPLE	%DIFF
11 Tributylphosphate	265661	132831	531322	313091	17.85
36 TOCP	155629	77815	311258	143683	-7.68

COMPOUND	STANDARD	RT LIMIT LOWER	RT LIMIT UPPER	SAMPLE	%DIFF
11 Tributylphosphate	11.13	10.63	11.63	11.13	-0.01
36 TOCP	18.82	18.32	19.32	18.82	0.00

AREA UPPER LIMIT = +100% of internal standard area.
AREA LOWER LIMIT = - 50% of internal standard area.
RT UPPER LIMIT = + 0.50 minutes of internal standard RT.
RT LOWER LIMIT = - 0.50 minutes of internal standard RT.

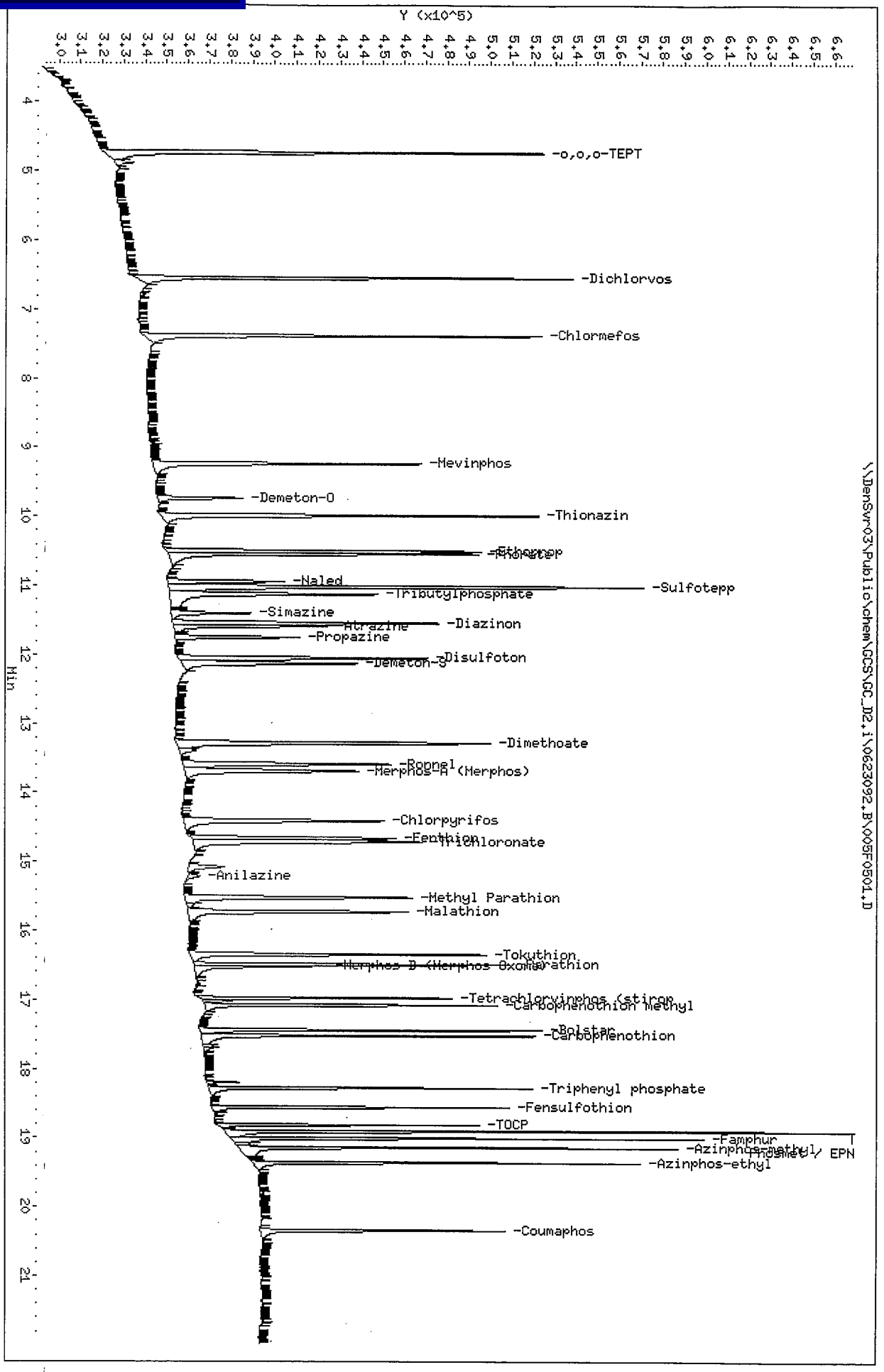
Y (x10^5)
Min
-o,o,o-TEPT
-Dichlorvos
-Chlormefos
-Mevinphos
-Demeton-O
-Thionazin
-Naled
-Sulfotepp
-Tributylphosphate
-Simazine
-Diazinon
-Propazine
-Disulfoton
-Dimethoate
-Ronnel
-Merphos-A (Merphos)
-Chlorpyrifos
-Fenthion
-Anilazine
-Methyl Parathion
-Malathion
-Tokuthion
-Tetrachlorvinphos (Stirop
-Carbophenothion methyl
-Carbophenothion
-Triphenyl phosphate
-Fensulfothion
-TOCP
-Famphur
-Azinphos-ethyl
-Coumaphos
Data File: \\DenSvr03\Public\chem\GCS\GC_D2.i\0623092.B\005F0501.D
Date : 23-JUN-2009 19:40
Client ID: OPP L5 GSW0635
Sample Info: OPP L5 GSW0635
Column phase: RTx-OPPest
Instrument: GC_D2.i
Operator: MPK/TLW
Column diameter: 0.32
\\DenSvr03\Public\chem\GCS\GC_D2.i\0623092.B\005F0501.D

Inj. Date and Time: 23-JUN-2009 19:40
Instrument ID: GC_D2.i
Client ID: OPP L5 GSV0635
Compound Name: Anilazine
CAS #:
Report Date: 06/25/2009

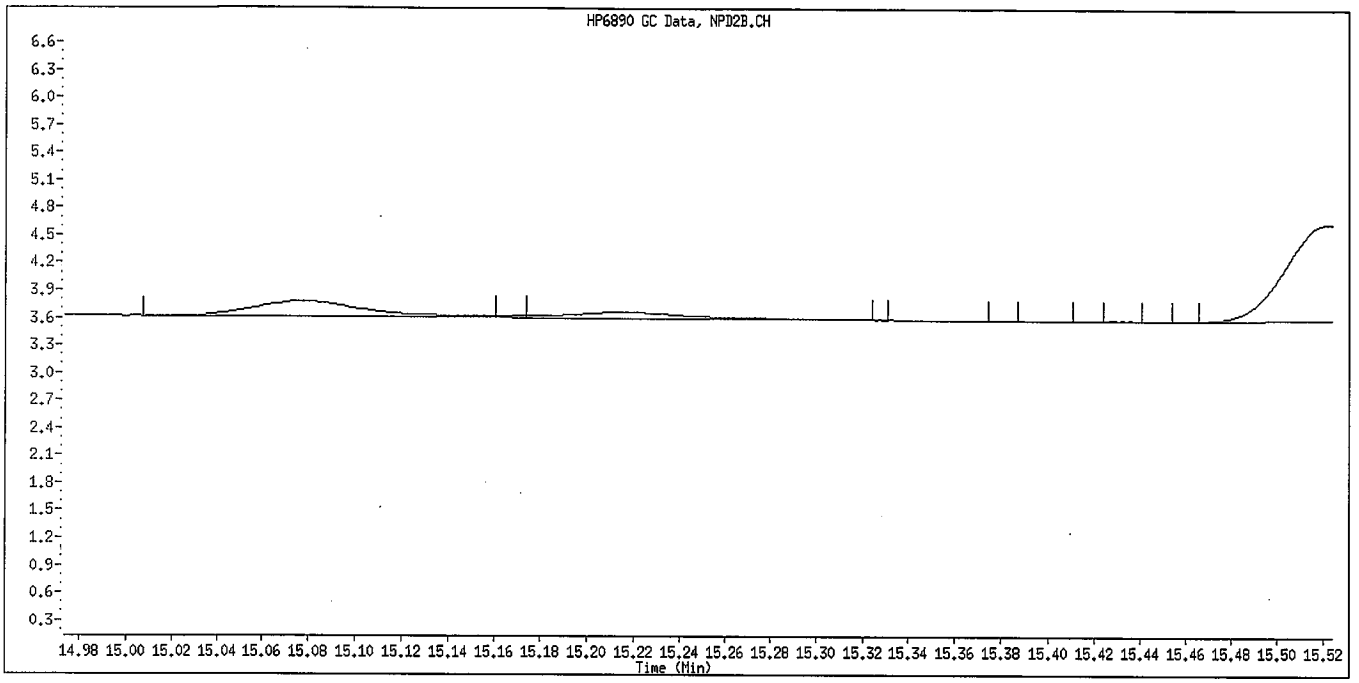

Original Integration

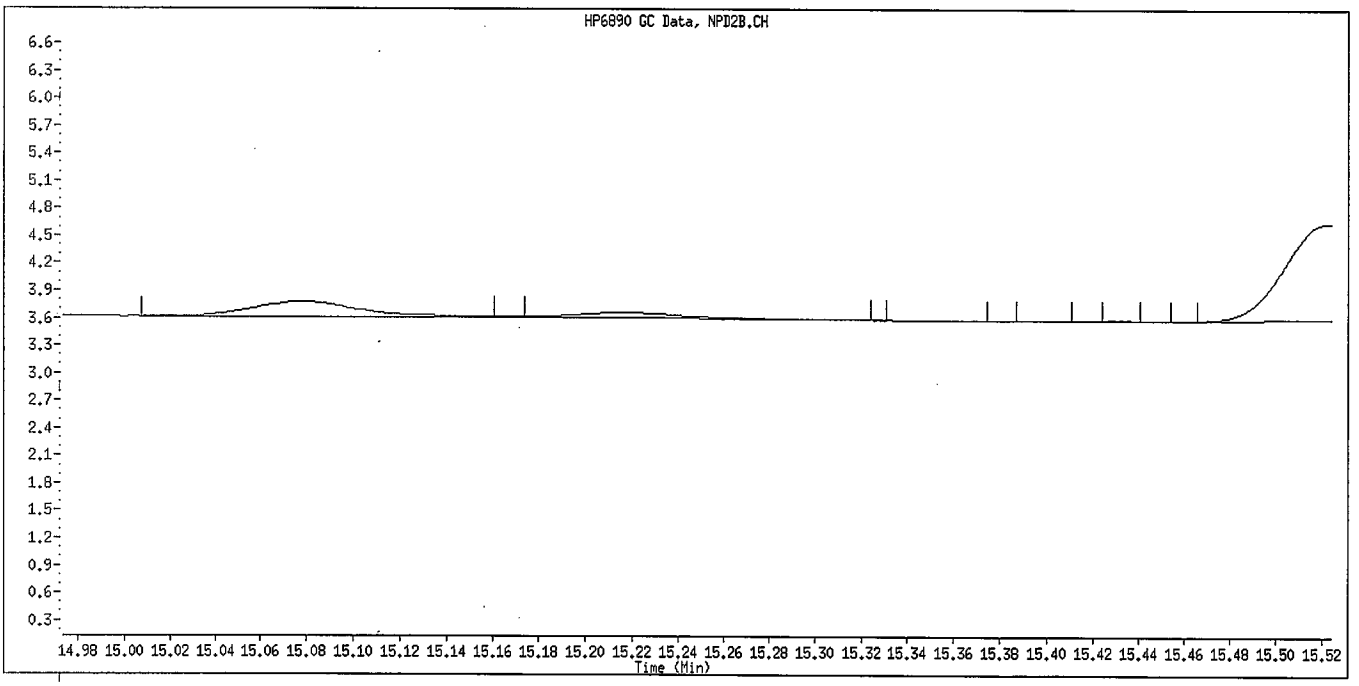

Manual Integration

Manually Integrated By: williamst
Manual Integration Reason: Baseline Event

Inj. Date and Time: 23-JUN-2009 19:40
Instrument ID: GC_D2.i
Client ID: OPP L5 GSV0635
Compound Name: Parathion
CAS #:
Report Date: 06/25/2009

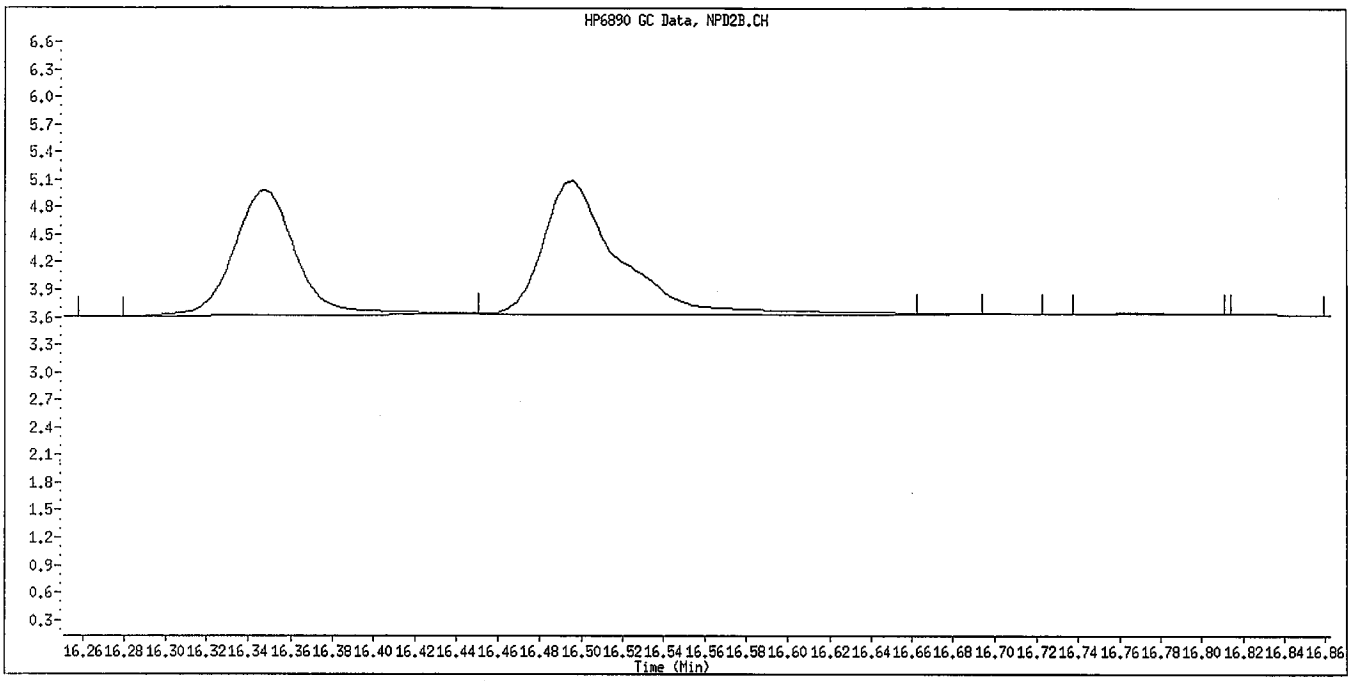

Original Integration

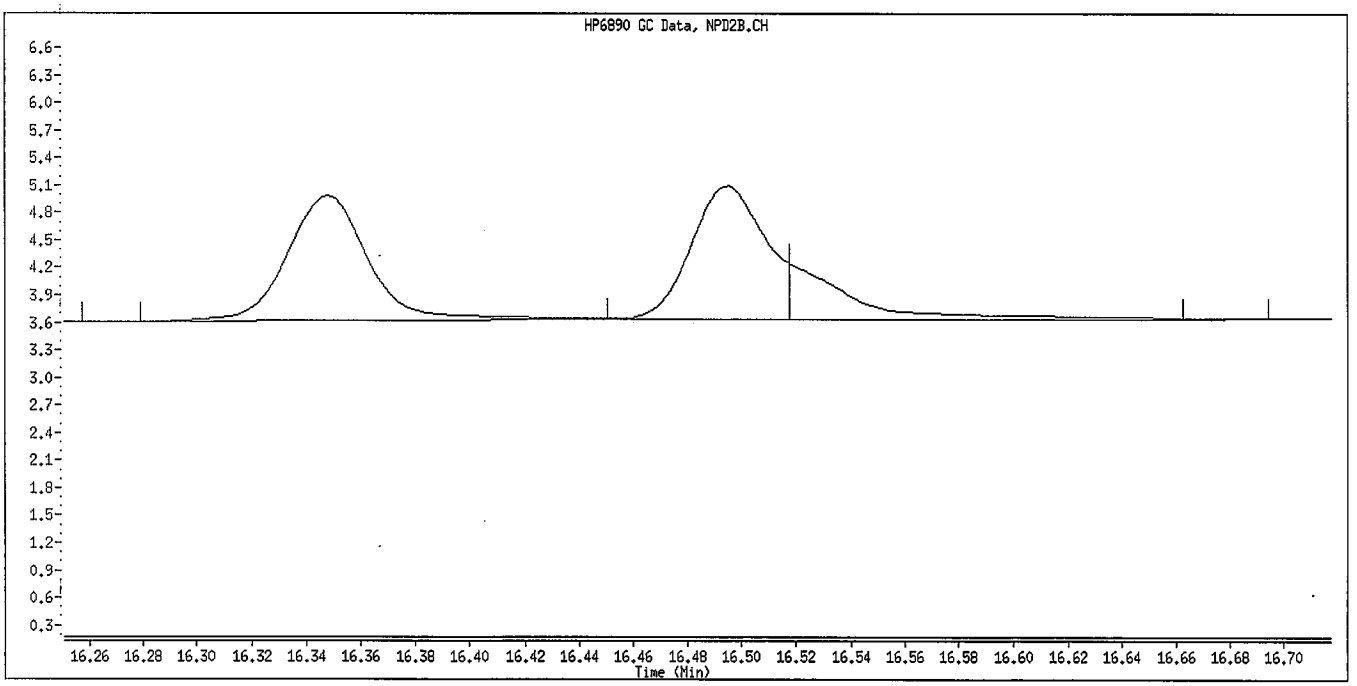

Manual Integration

Manually Integrated By: williamst
Manual Integration Reason: Baseline Event

Inj. Date and Time: 23-JUN-2009 19:40
Instrument ID: GC_D2.i
Client ID: OPP L5 GSV0635
Compound Name: Merphos-B (Merphos Oxone)
CAS #:
Report Date: 06/25/2009

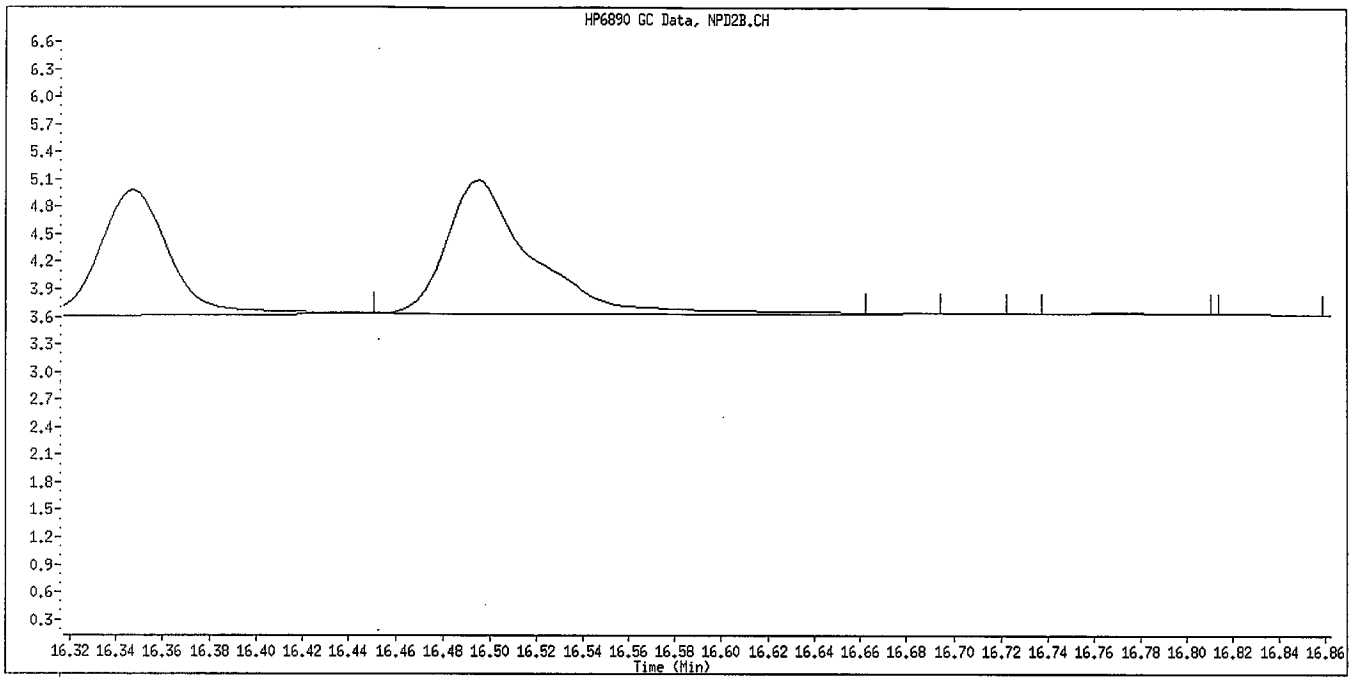

Original Integration

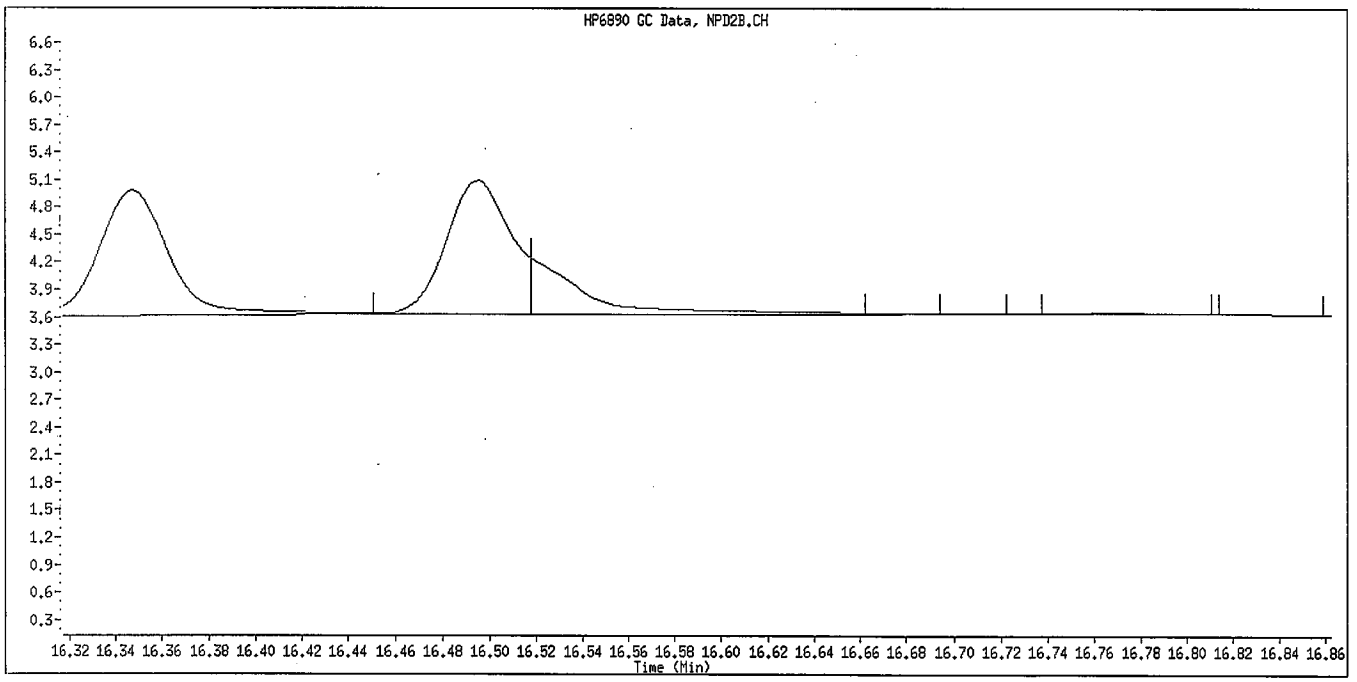

Manual Integration

Manually Integrated By: williamst
Manual Integration Reason: Baseline Event

TestAmerica

Data file : \\DenSvr03\Public\chem\GCS\GC_D2.i\0623092.B\006F0601.D
Lab Smp Id: OPP L4 GSV0638 Client Smp ID: OPP L4 GSV0638
Inj Date : 23-JUN-2009 20:07
Operator : MPK/TLW Inst ID: GC_D2.i
Smp Info : OPP L4 GSV0638
Misc Info :
Comment :
Method : \\DenSvr03\Public\chem\GCS\GC_D2.i\0623092.B\8141A-2.m
Meth Date : 25-Jun-2009 11:52 GC_D2.i Quant Type: ISTD
Cal Date : 23-JUN-2009 19:40 Cal File: 005F0501.D
Als bottle: 6 Calibration Sample, Level: 4
Dil Factor: 1.00000
Integrator: Falcon Compound Sublist: 8141A.sub
Target Version: 4.14
Processing Host: DENPC075

						AMOUNTS	
						CAL-AMT	ON-COL
	Compounds	RT	EXP RT	REL RT	RESPONSE	(ug/mL)	(ug/mL)
	1 o,o,o-TEPT	4.728	4.730	(0.251)	374024	2.00000	2.046
	2 Dichlorvos	6.546	6.547	(0.348)	282783	2.00000	1.869
$	3 Chlormefos	7.383	7.385	(0.392)	287613	2.00000	1.934
	4 Mevinphos	9.236	9.237	(0.491)	204581	2.00000	1.864
	5 Demeton-O	9.735	9.735	(0.517)	59734	0.65000	0.6142
	6 Thionazin	9.986	9.985	(0.531)	283557	2.00000	1.887
	7 Ethoprop	10.503	10.504	(0.558)	222155	2.00000	2.059
	8 Phorate	10.538	10.540	(0.560)	236491	2.00000	1.795
	9 Naled	10.941	10.942	(0.582)	76581	2.00000	1.855
	10 Sulfotepp	11.018	11.019	(0.586)	390105	2.00000	1.972(A)
*	11 Tributylphosphate	11.125	11.125	(1.000)	257097	2.00000	
	12 Simazine	11.401	11.402	(0.606)	51666	2.00000	1.817(A)
	13 Diazinon	11.543	11.544	(0.614)	212685	2.00000	1.961
	14 Atrazine	11.585	11.585	(0.616)	100576	2.00000	2.004(A)
	15 Propazine	11.750	11.750	(0.625)	92485	2.00000	2.147
	16 Disulfoton	12.051	12.052	(0.641)	210129	2.00000	2.038
	17 Demeton-S	12.128	12.129	(0.645)	165385	1.36000	1.361
	18 Dimethoate	13.283	13.285	(0.706)	280666	2.00000	1.960
	19 Ronnel	13.588	13.590	(0.722)	183959	2.00000	1.889
	20 Merphos-A (Merphos)	13.691	13.690	(1.231)	173200	2.00000	1.985(A)
	21 Chlorpyrifos	14.411	14.412	(0.766)	193607	2.00000	1.957
	22 Fenthion	14.663	14.664	(0.779)	179325	2.00000	1.869
	23 Trichloronate	14.711	14.712	(0.782)	229607	2.00000	1.948
	24 Anilazine	15.218	15.214	(0.809)	11989	2.00000	1.933(M)
	25 Methyl Parathion	15.521	15.522	(0.825)	192568	2.00000	1.912
	26 Malathion	15.726	15.729	(0.836)	186540	2.00000	1.941
	27 Tokuthion	16.346	16.347	(0.869)	185611	2.00000	1.797
	28 Parathion	16.495	16.495	(0.877)	199928	2.00000	1.989(M)
	29 Merphos-B (Merphos Oxone)	16.518	16.517	(1.485)	56805	2.00000	1.589(AM)
	30 Tetrachlorvinphos (stirophos)	16.978	16.979	(0.902)	129654	2.00000	1.908
	31 Carbophenothion methyl	17.081	17.082	(0.908)	177988	2.00000	1.985
	32 Bolstar	17.441	17.442	(0.927)	182181	2.00000	2.016
	33 Carbophenothion	17.523	17.524	(0.931)	197453	2.00000	2.024(A)

	Compounds	RT	EXP RT	REL RT	RESPONSE	AMOUNTS CAL-AMT (ug/mL)	AMOUNTS ON-COL (ug/mL)
$	34 Triphenyl phosphate	18.280	18.280	(0.972)	153943	2.00000	1.993
	35 Fensulfothion	18.560	18.559	(0.986)	132859	2.00000	2.046
*	36 TOCP	18.815	18.815	(1.000)	151205	2.00000	
	37 Phosmet / EPN	18.908	18.907	(1.005)	297227	4.00000	3.931
	38 Famphur	19.011	19.010	(1.010)	184031	2.00000	1.874
	39 Azinphos-methyl	19.146	19.145	(1.018)	166266	2.00000	1.818
	40 Azinphos-ethyl	19.365	19.364	(1.029)	159661	2.00000	1.868
	41 Coumaphos	20.348	20.345	(1.081)	134683	2.00000	1.931
S	42 Merphos				230005	2.00000	1.802
M	43 Total Demeton				225119	2.00000	1.975

QC Flag Legend

A - Target compound detected but, quantitated amount exceeded maximum amount.
M - Compound response manually integrated.

TestAmerica

INTERNAL STANDARD COMPOUNDS
AREA AND RT SUMMARY

Instrument ID: GC_D2.i
Lab File ID: 006F0601.D
Lab Smp Id: OPP L4 GSV0638
Analysis Type: SV
Quant Type: ISTD
Operator: MPK/TLW
Method File: \\DenSvr03\Public\chem\GCS\GC_D2.i\0623092.B\8141A-2.m
Misc Info:

Calibration Date: 23-JUN-2009
Calibration Time: 20:07
Client Smp ID: OPP L4 GSV0638
Level:
Sample Type:

COMPOUND	STANDARD	AREA LIMIT LOWER	AREA LIMIT UPPER	SAMPLE	%DIFF
11 Tributylphosphate	257097	128549	514194	257097	0.00
36 TOCP	151205	75603	302410	151205	0.00

COMPOUND	STANDARD	RT LIMIT LOWER	RT LIMIT UPPER	SAMPLE	%DIFF
11 Tributylphosphate	11.13	10.63	11.63	11.13	0.00
36 TOCP	18.82	18.32	19.32	18.82	0.00

AREA UPPER LIMIT = +100% of internal standard area.
AREA LOWER LIMIT = - 50% of internal standard area.
RT UPPER LIMIT = + 0.50 minutes of internal standard RT.
RT LOWER LIMIT = - 0.50 minutes of internal standard RT.

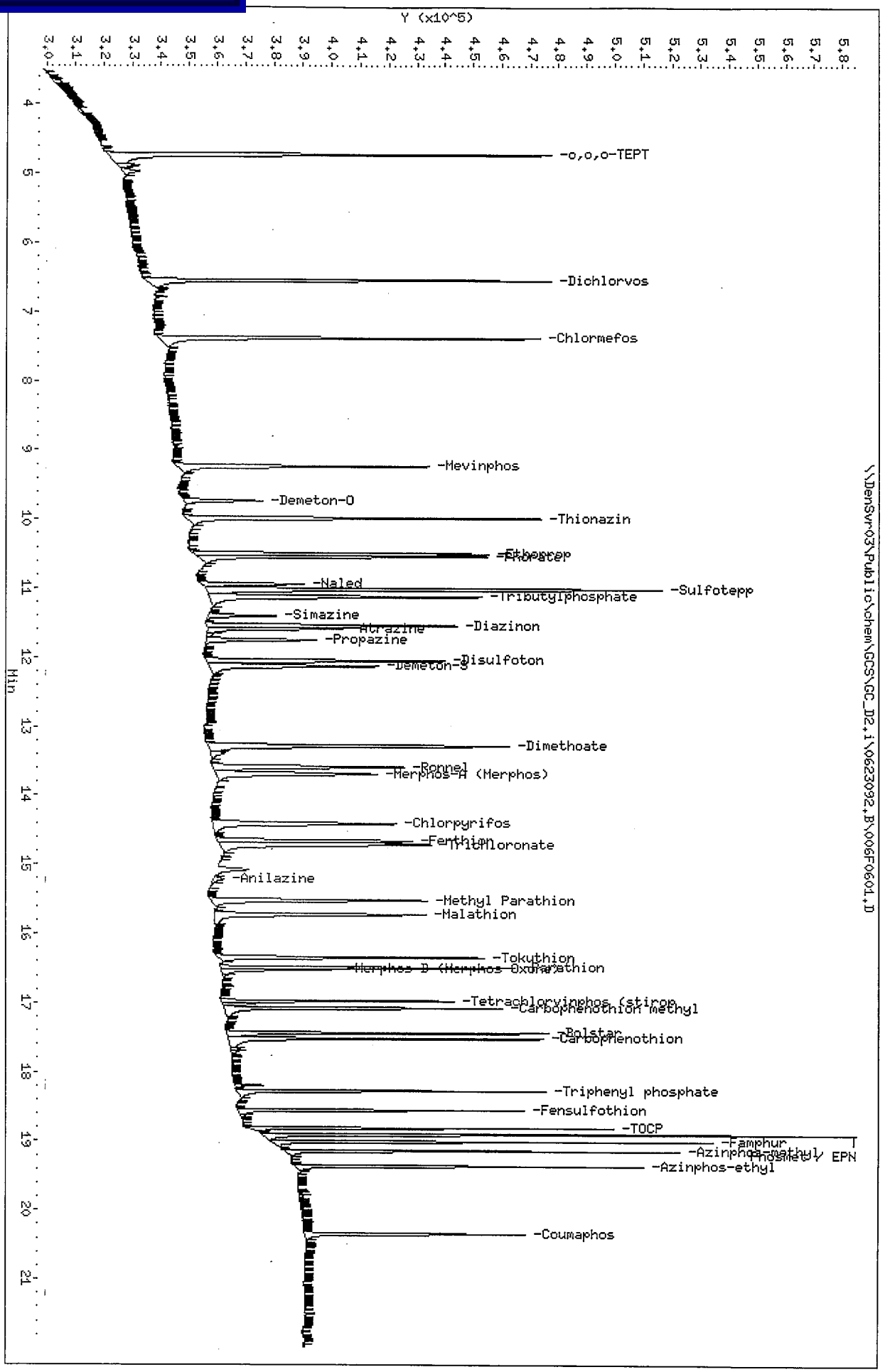

Data File: \\DenSvr03\Public\chem\GCS\GC_D2.i\0623092.B\006F0601.D
Date : 23-JUN-2009 20:07
Client ID: OPP L4 GSV0638
Sample Info: OPP L4 GSV0638
Column phase: RTx-OPPest

Instrument: GC_D2.i
Operator: MPK/TLW
Column diameter: 0.32

Inj. Date and Time: 23-JUN-2009 20:07
Instrument ID: GC_D2.i
Client ID: OPP L4 GSV0638
Compound Name: Anilazine
CAS #:
Report Date: 06/25/2009

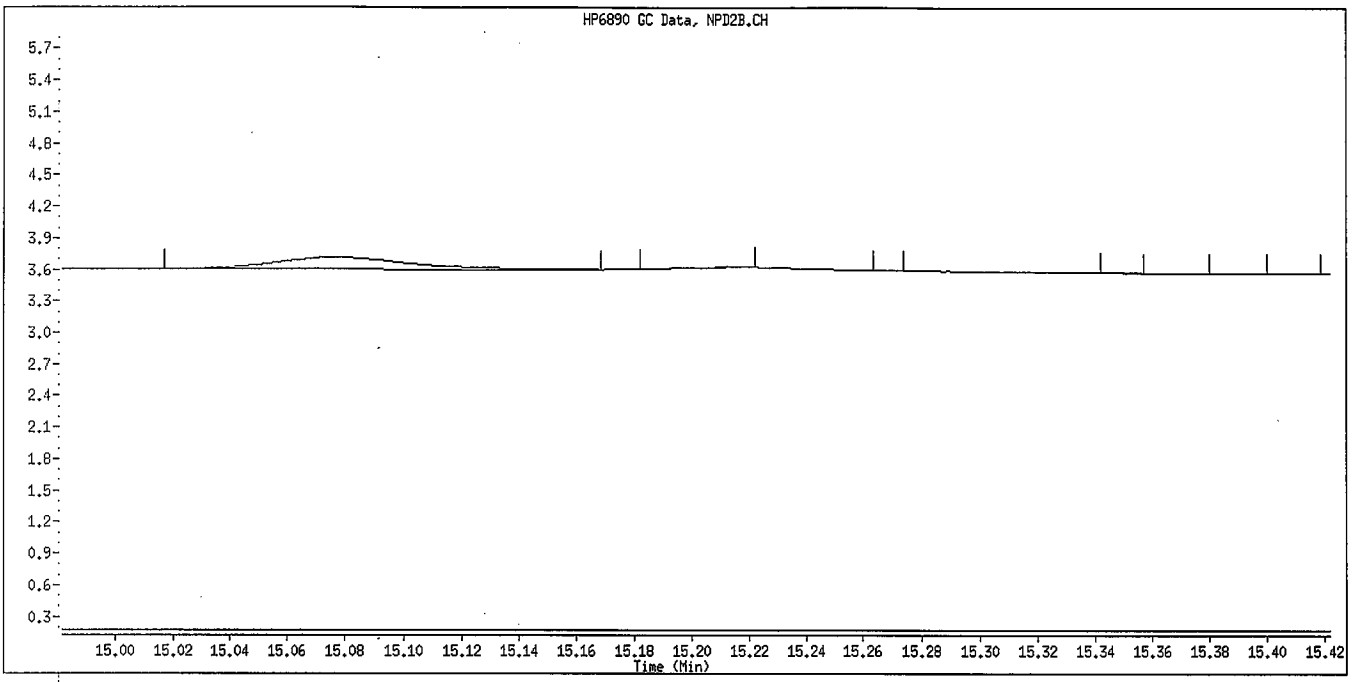

Original Integration

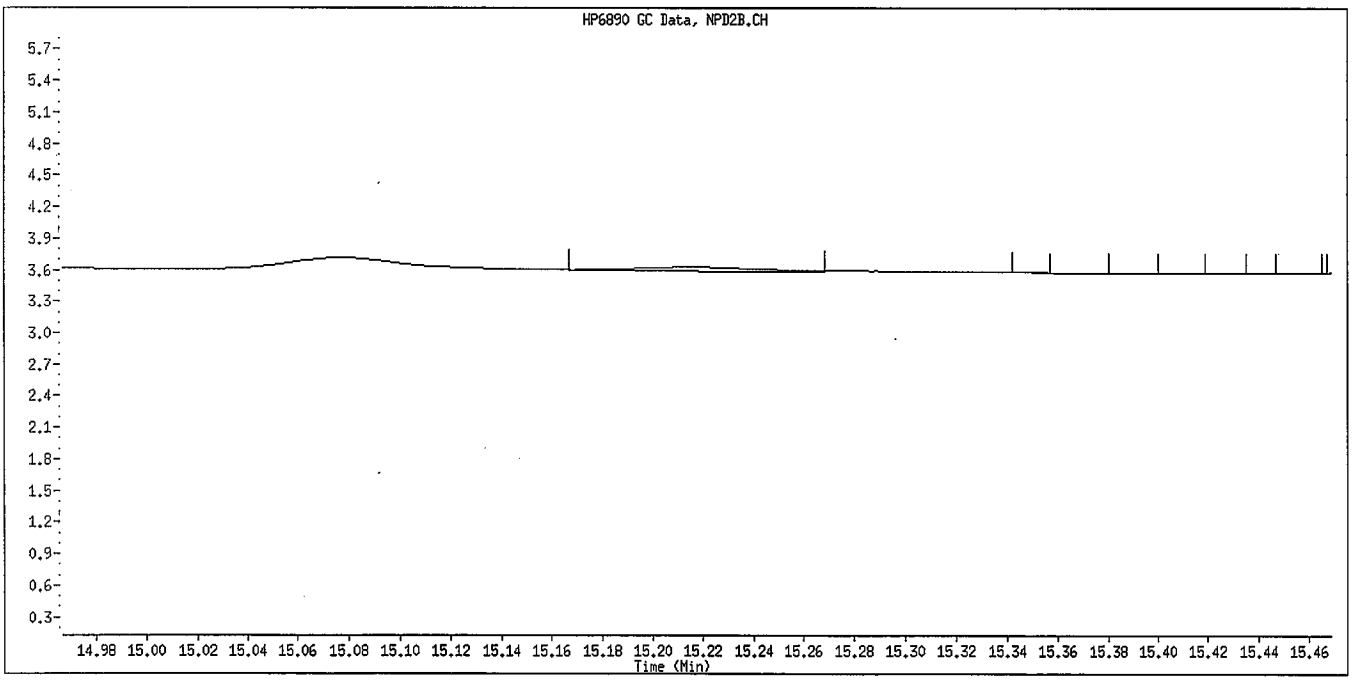

Manual Integration

Manually Integrated By: williamst
Manual Integration Reason: Baseline Event

6/26/09

Inj. Date and Time: 23-JUN-2009 20:07
Instrument ID: GC_D2.i
Client ID: OPP L4 GSV0638
Compound Name: Parathion
CAS #:
Report Date: 06/25/2009

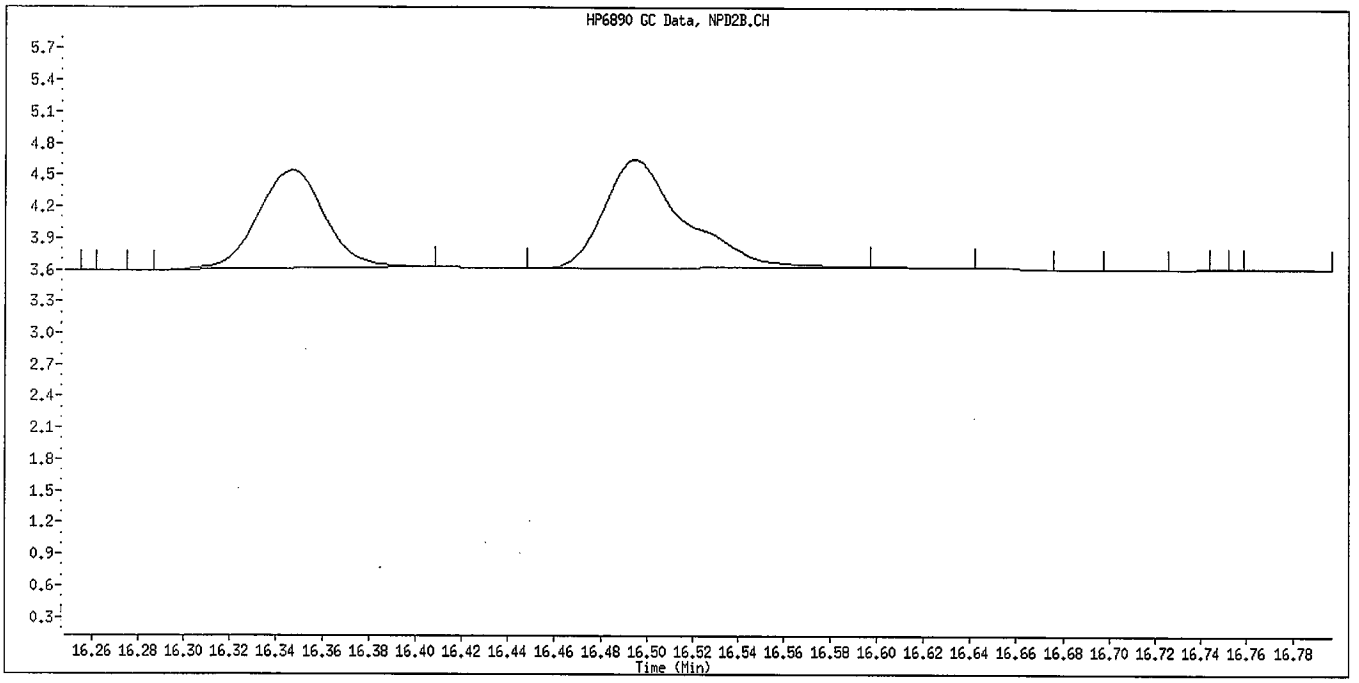

Original Integration

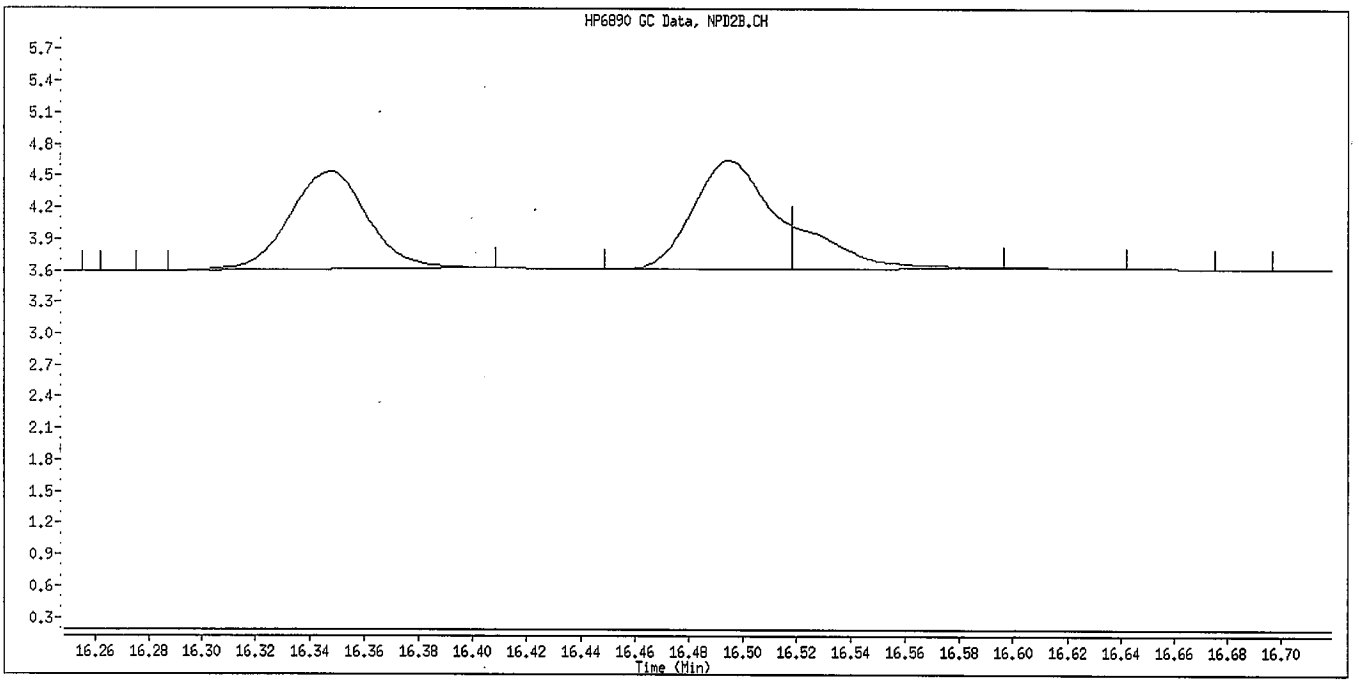

Manual Integration

Manually Integrated By: williamst
Manual Integration Reason: Baseline Event

Inj. Date and Time: 23-JUN-2009 20:07
Instrument ID: GC_D2.i
Client ID: OPP L4 GSV0638
Compound Name: Merphos-B (Merphos Oxone)
CAS #:
Report Date: 06/25/2009

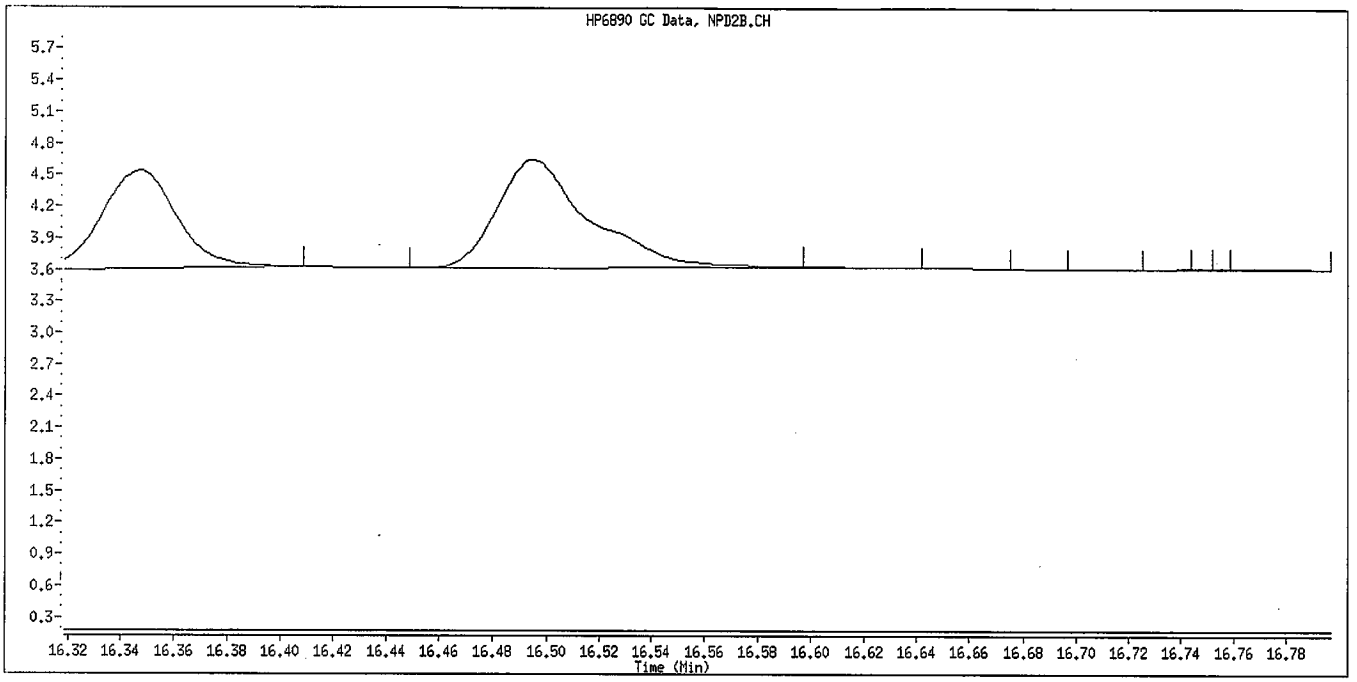

Original Integration

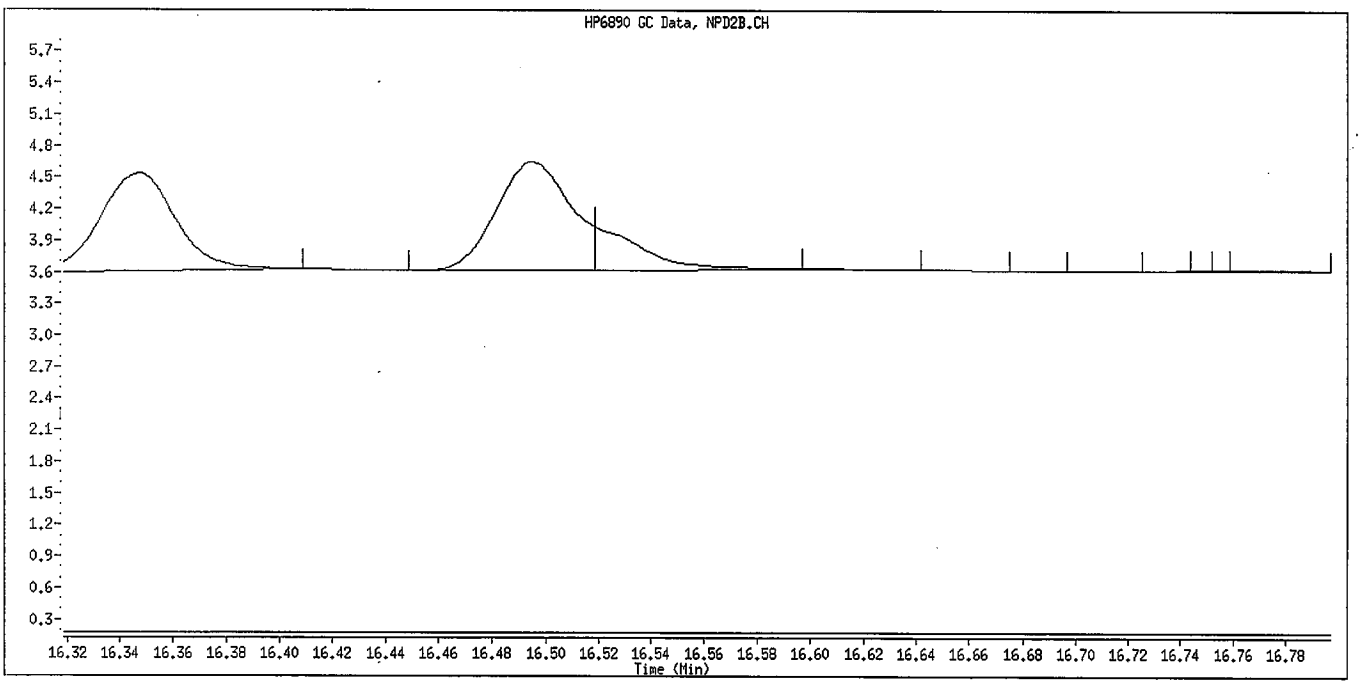

Manual Integration

Manually Integrated By: williamst
Manual Integration Reason: Baseline Event

TestAmerica

Data file : \\DenSvr03\Public\chem\GCS\GC_D2.i\0623092.B\007F0701.D
Lab Smp Id: OPP L3 GSV0639 Client Smp ID: OPP L3 GSV0639
Inj Date : 23-JUN-2009 20:34
Operator : MPK/TLW Inst ID: GC_D2.i
Smp Info : OPP L3 GSV0639
Misc Info :
Comment :
Method : \\DenSvr03\Public\chem\GCS\GC_D2.i\0623092.B\8141A-2.m
Meth Date : 25-Jun-2009 12:12 williamst Quant Type: ISTD
Cal Date : 23-JUN-2009 20:07 Cal File: 006F0601.D
Als bottle: 7 Calibration Sample, Level: 3
Dil Factor: 1.00000
Integrator: Falcon Compound Sublist: 8141A.sub
Target Version: 4.14

	Compounds	RT	EXP RT	REL RT	RESPONSE	AMOUNTS CAL-AMT (ug/mL)	AMOUNTS ON-COL (ug/mL)
	1 o,o,o-TEPT	4.728	4.730	(0.251)	212381	1.00000	1.016
	2 Dichlorvos	6.548	6.547	(0.348)	166914	1.00000	0.9917
$	3 Chlormefos	7.384	7.385	(0.392)	168126	1.00000	1.017
	4 Mevinphos	9.236	9.237	(0.491)	113590	1.00000	0.9314
	5 Demeton-O	9.736	9.735	(0.517)	34112	0.32500	0.3133
	6 Thionazin	9.986	9.985	(0.531)	159523	1.00000	0.9552
	7 Ethoprop	10.504	10.504	(0.558)	121206	1.00000	0.9823
	8 Phorate	10.539	10.540	(0.560)	140195	1.00000	0.9574
	9 Naled	10.943	10.942	(0.582)	33191	1.00000	0.9127
	10 Sulfotepp	11.019	11.019	(0.586)	212892	1.00000	0.9425(A)
*	11 Tributylphosphate	11.126	11.125	(1.000)	244454	2.00000	
	12 Simazine	11.401	11.402	(0.606)	27913	1.00000	0.8835(A)
	13 Diazinon	11.544	11.544	(0.614)	116464	1.00000	0.9449
	14 Atrazine	11.586	11.585	(0.616)	50439	1.00000	0.9448(A)
	15 Propazine	11.751	11.750	(0.625)	44492	1.00000	0.9326(M)
	16 Disulfoton	12.051	12.052	(0.640)	114701	1.00000	0.9810
	17 Demeton-S	12.129	12.129	(0.645)	83313	0.68000	0.6170
	18 Dimethoate	13.286	13.285	(0.706)	146080	1.00000	0.9076
	19 Ronnel	13.591	13.590	(0.722)	101540	1.00000	0.9385
	20 Merphos-A (Merphos)	13.691	13.690	(1.231)	104436	1.00000	1.259(A)
	21 Chlorpyrifos	14.414	14.412	(0.766)	94443	1.00000	0.8590
	22 Fenthion	14.664	14.664	(0.779)	102676	1.00000	0.9629
	23 Trichloronate	14.713	14.712	(0.782)	115025	1.00000	0.8780
	24 Anilazine	15.218	15.214	(0.809)	7364	1.00000	1.003(M)
	25 Methyl Parathion	15.521	15.522	(0.825)	106138	1.00000	0.9483
	26 Malathion	15.728	15.729	(0.836)	95360	1.00000	0.8944
	27 Tokuthion	16.346	16.347	(0.869)	108639	1.00000	0.9466
	28 Parathion	16.494	16.495	(0.877)	102902	1.00000	0.9211(M)
	29 Merphos-B (Merphos Oxone)	16.514	16.517	(1.484)	40290	1.00000	1.186(AM)
	30 Tetrachlorvinphos (stirophos)	16.978	16.979	(0.902)	69489	1.00000	0.9204
	31 Carbophenothion methyl	17.083	17.082	(0.908)	87999	1.00000	0.8832
	32 Bolstar	17.441	17.442	(0.927)	98580	1.00000	0.9490
	33 Carbophenothion	17.523	17.524	(0.931)	100424	1.00000	0.9419(A)
$	34 Triphenyl phosphate	18.281	18.280	(0.972)	86193	1.00000	0.9861

	Compounds	RT	EXP RT	REL RT	RESPONSE	AMOUNTS CAL-AMT (ug/mL)	AMOUNTS ON-COL (ug/mL)
	35 Fensulfothion	18.559	18.559	(0.986)	69777	1.00000	0.9670
*	36 TOCP	18.816	18.815	(1.000)	168031	2.00000	
	37 Phosmet / EPN	18.909	18.907	(1.005)	171289	2.00000	1.992
	38 Famphur	19.013	19.010	(1.010)	102943	1.00000	0.9434
	39 Azinphos-methyl	19.148	19.145	(1.018)	99647	1.00000	0.9639
	40 Azinphos-ethyl	19.366	19.364	(1.029)	91475	1.00000	0.9425
	41 Coumaphos	20.349	20.345	(1.081)	70761	1.00000	0.8907
S	42 Merphos				144726	1.00000	1.020
M	43 Total Demeton				117425	1.00000	0.9304

QC Flag Legend

A - Target compound detected but, quantitated amount exceeded maximum amount.
M - Compound response manually integrated.

TestAmerica

INTERNAL STANDARD COMPOUNDS
AREA AND RT SUMMARY

Instrument ID: GC_D2.i
Lab File ID: 007F0701.D
Lab Smp Id: OPP L3 GSV0639
Analysis Type: SV
Quant Type: ISTD
Operator: MPK/TLW
Method File: \\DenSvr03\Public\chem\GCS\GC_D2.i\0623092.B\8141A-2.m
Misc Info:

Calibration Date: 23-JUN-2009
Calibration Time: 21:57
Client Smp ID: OPP L3 GSV0639
Level:
Sample Type:

COMPOUND	STANDARD	AREA LIMIT LOWER	AREA LIMIT UPPER	SAMPLE	%DIFF
11 Tributylphosphate	265661	132831	531322	244454	-7.98
36 TOCP	155629	77815	311258	168031	7.97

COMPOUND	STANDARD	RT LIMIT LOWER	RT LIMIT UPPER	SAMPLE	%DIFF
11 Tributylphosphate	11.13	10.63	11.63	11.13	-0.00
36 TOCP	18.82	18.32	19.32	18.82	0.01

AREA UPPER LIMIT = +100% of internal standard area.
AREA LOWER LIMIT = - 50% of internal standard area.
RT UPPER LIMIT = + 0.50 minutes of internal standard RT.
RT LOWER LIMIT = - 0.50 minutes of internal standard RT.

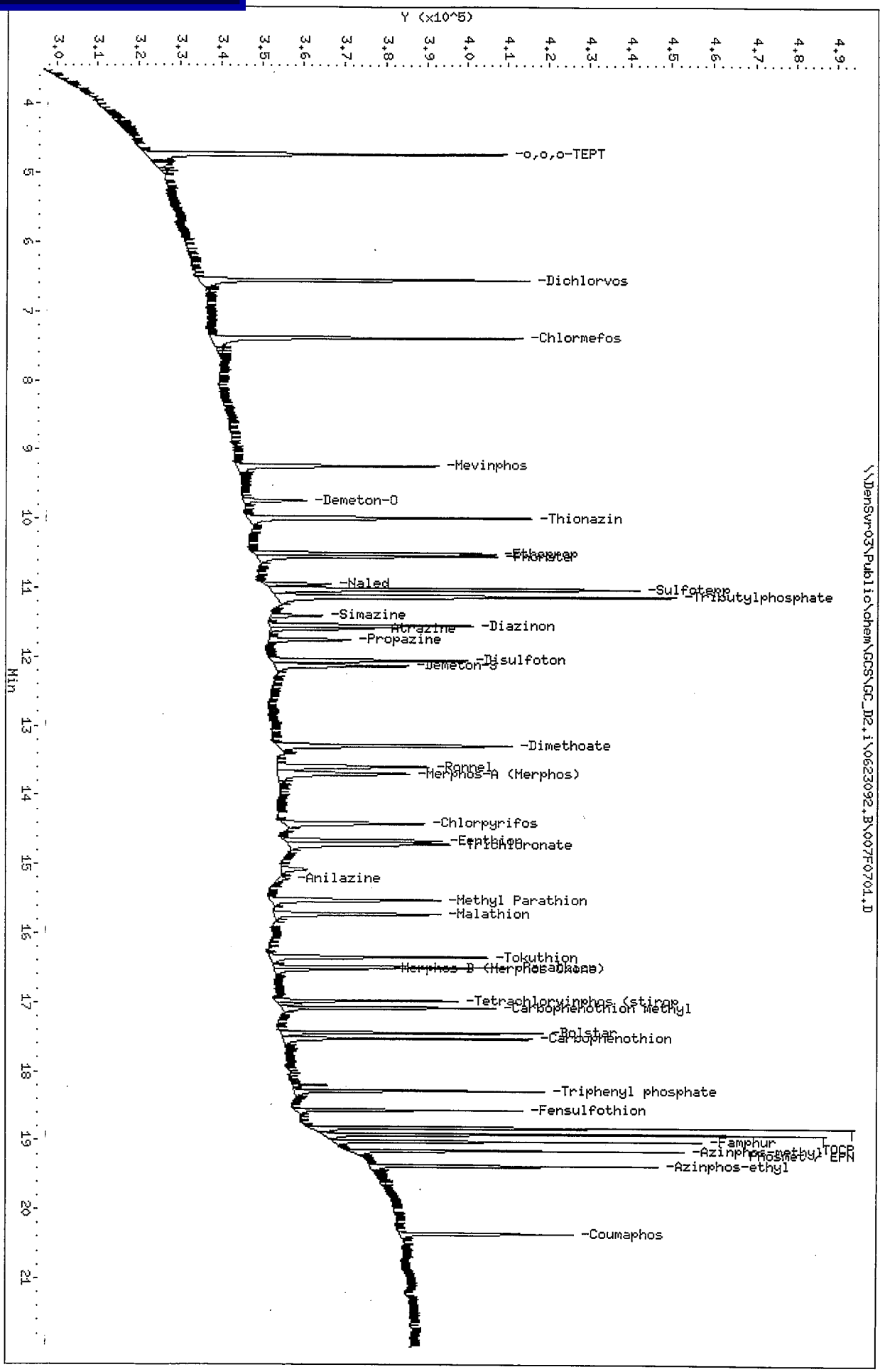

Data File: \\DenSvr03\Public\chem\GCS\GC_D2.i\0623092.B\007F0701.D
Date : 23-JUN-2009 20:34
Client ID: OPP L3 GSV0639
Sample Info: OPP L3 GSV0639
Column phase: RTx-OPPest

Instrument: GC_D2.i
Operator: MPK/TLW
Column diameter: 0.32

Inj. Date and Time: 23-JUN-2009 20:34
Instrument ID: GC_D2.i
Client ID: OPP L3 GSV0639
Compound Name: Propazine
CAS #:
Report Date: 06/25/2009

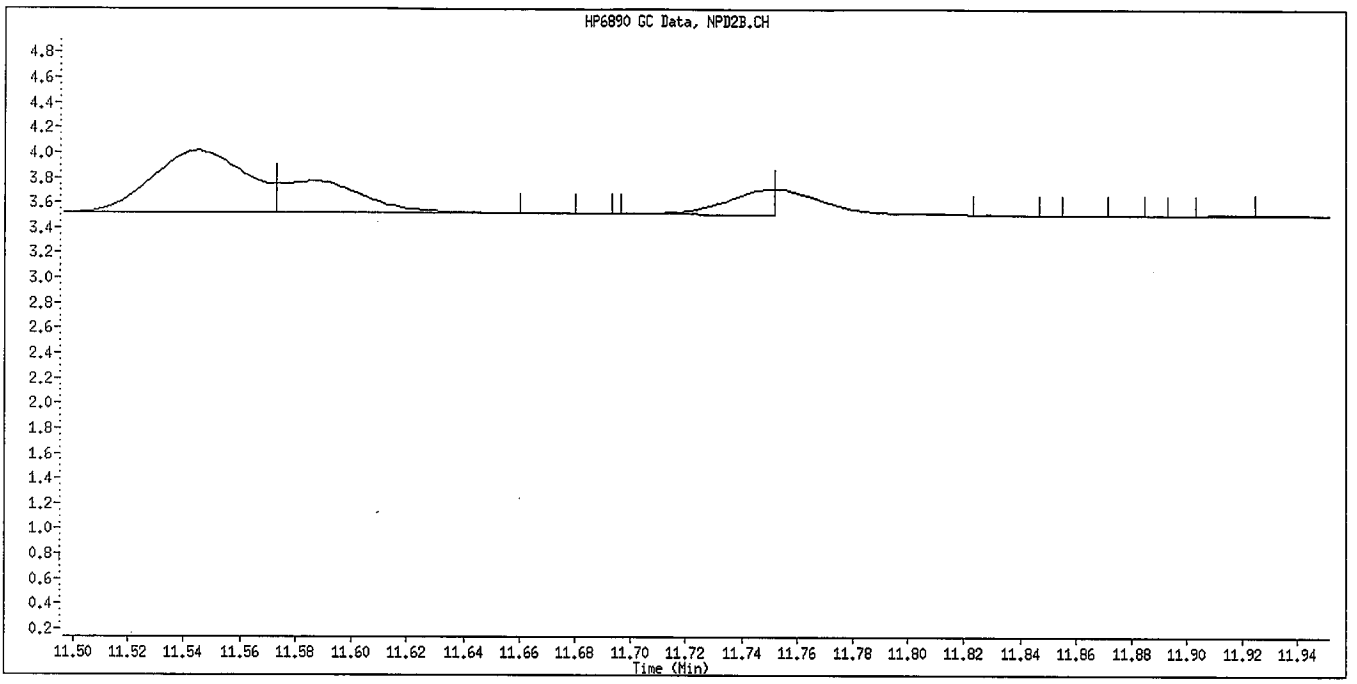

Original Integration

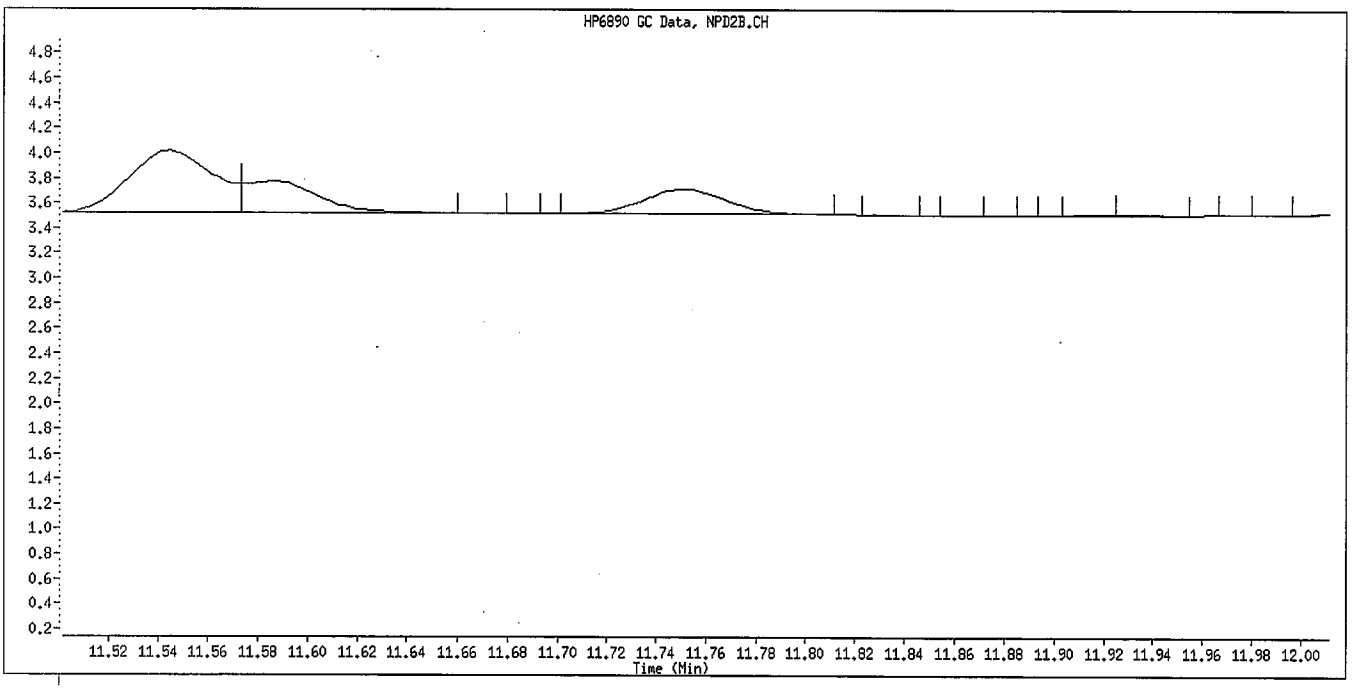

Manual Integration

Manually Integrated By: williamst
Manual Integration Reason: Baseline Event

6/25/09

Inj. Date and Time: 23-JUN-2009 20:34
Instrument ID: GC_D2.i
Client ID: OPP L3 GSV0639
Compound Name: Anilazine
CAS #:
Report Date: 06/25/2009

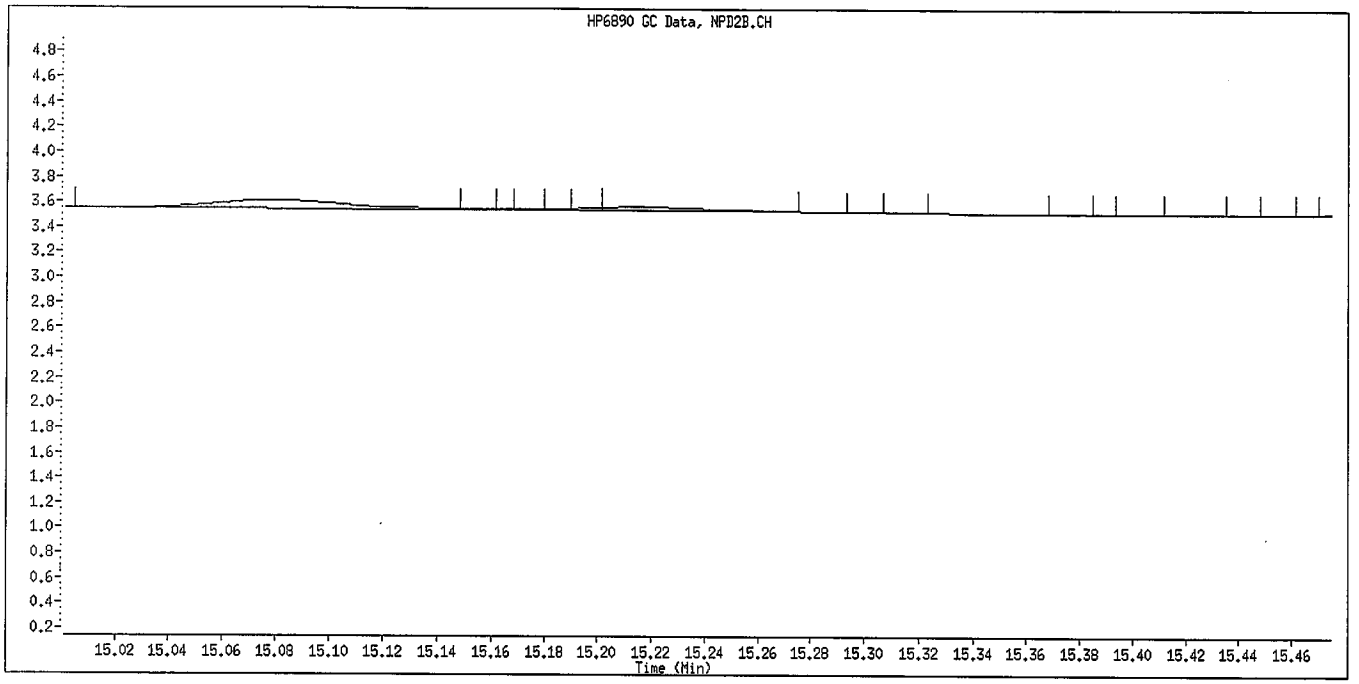

Original Integration

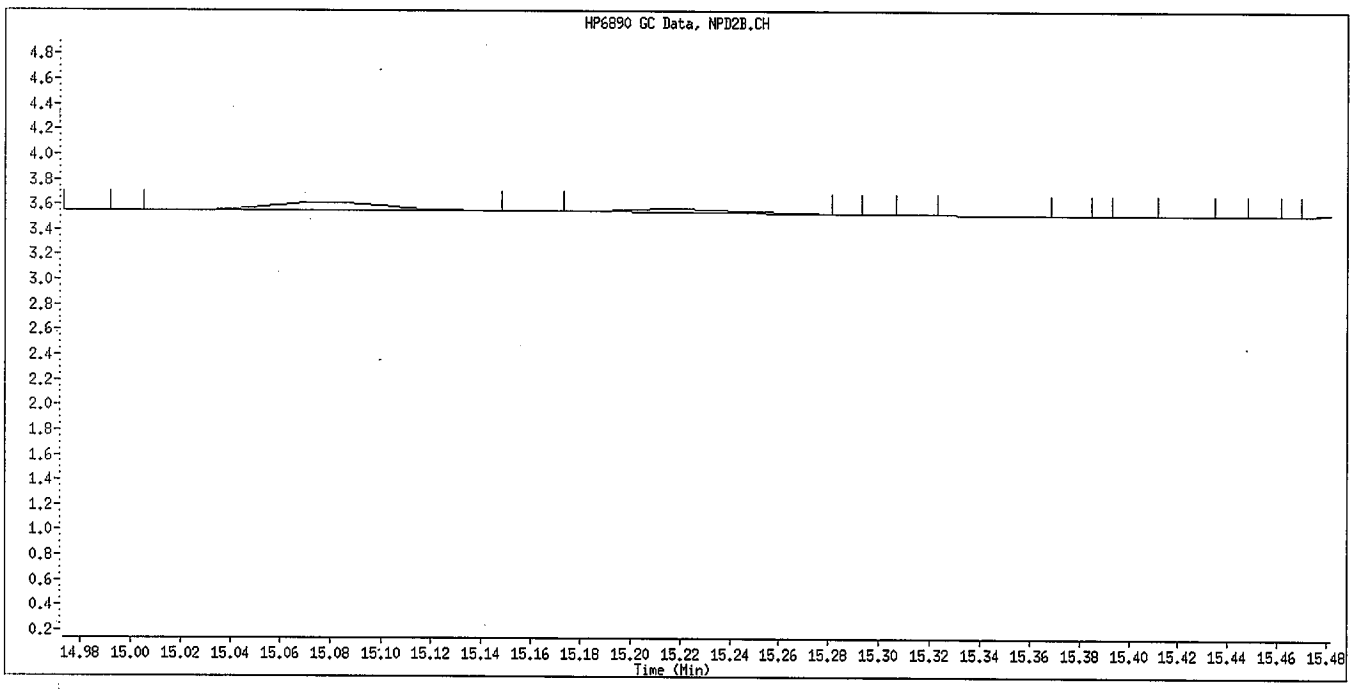

Manual Integration

Manually Integrated By: williamst
Manual Integration Reason: Baseline Event

6/26/09

Inj. Date and Time: 23-JUN-2009 20:34
Instrument ID: GC_D2.i
Client ID: OPP L3 GSV0639
Compound Name: Parathion
CAS #:
Report Date: 06/25/2009

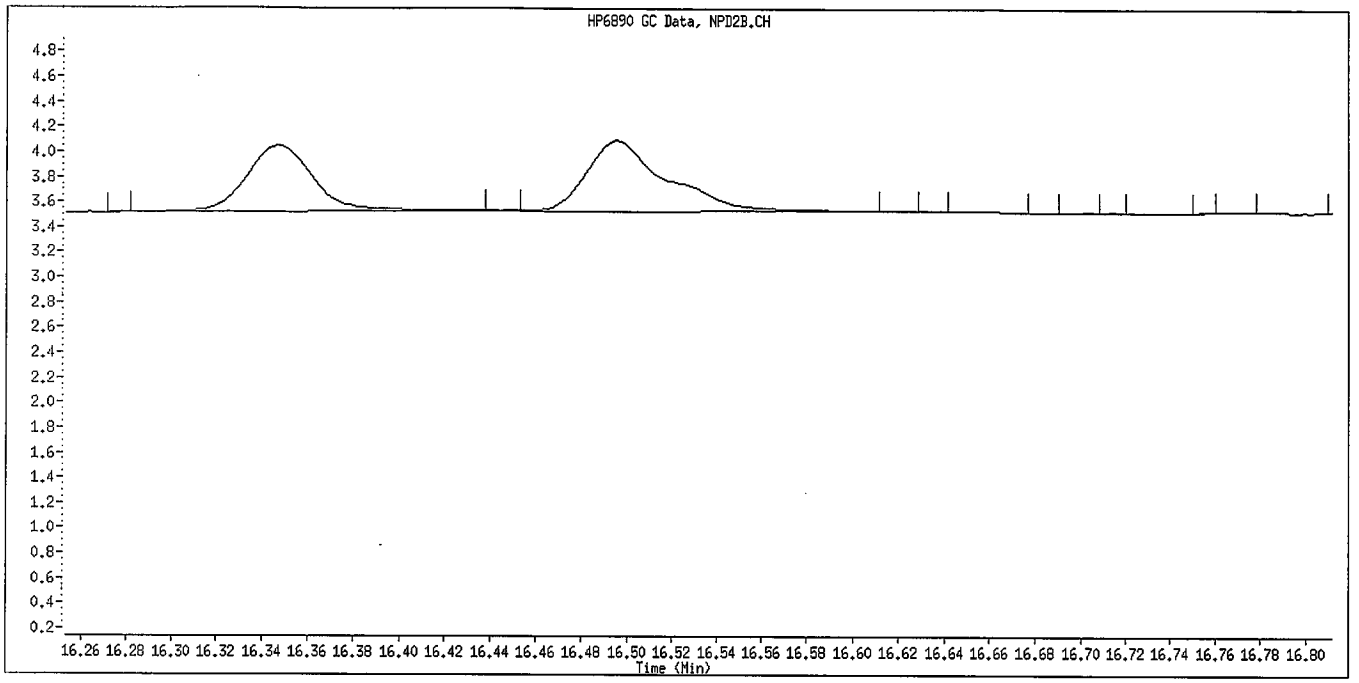

Original Integration

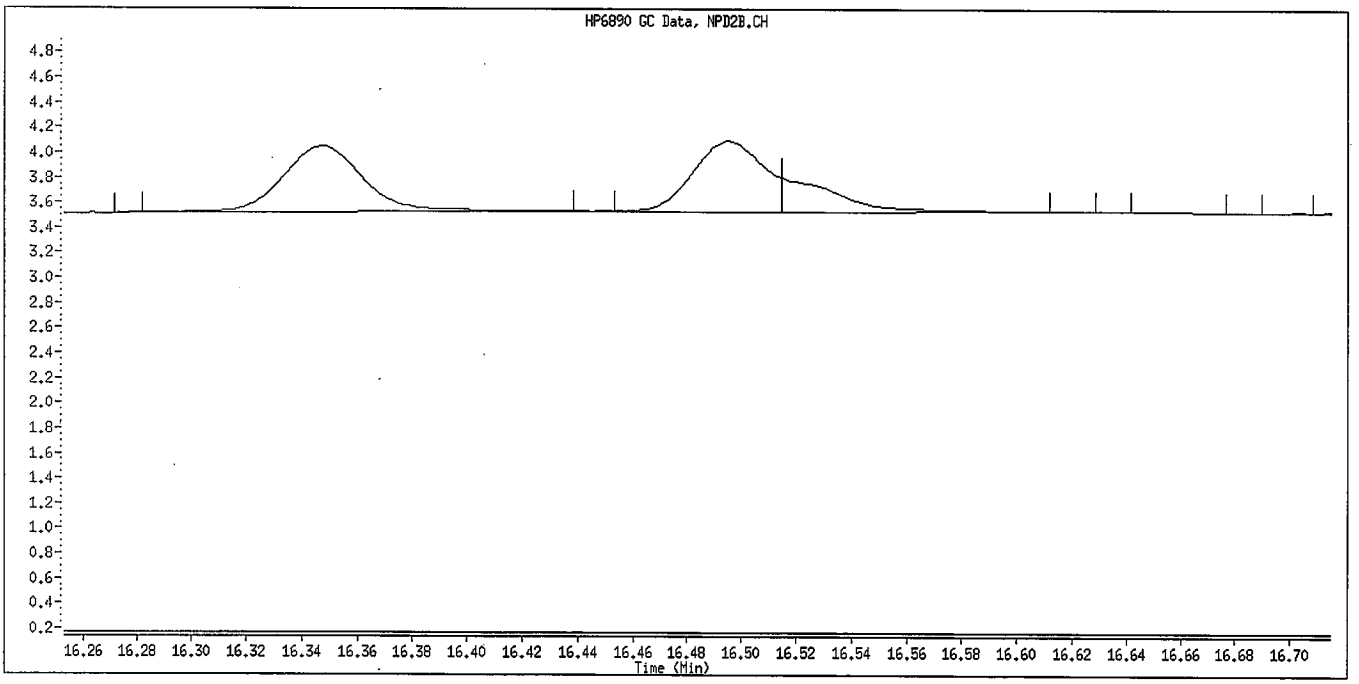

Manual Integration

Manually Integrated By: williamst
Manual Integration Reason: Baseline Event

Inj. Date and Time: 23-JUN-2009 20:34
Instrument ID: GC_D2.i
Client ID: OPP L3 GSV0639
Compound Name: Merphos-B (Merphos Oxone)
CAS #:
Report Date: 06/25/2009

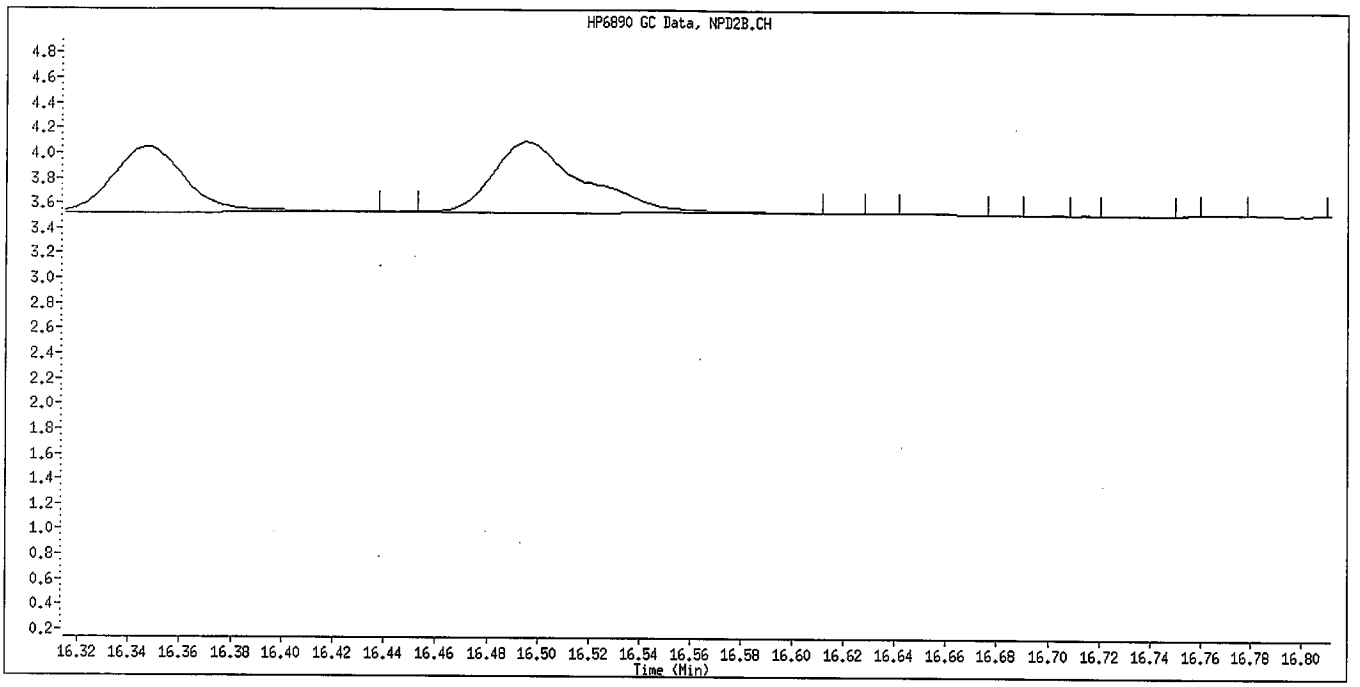

Original Integration

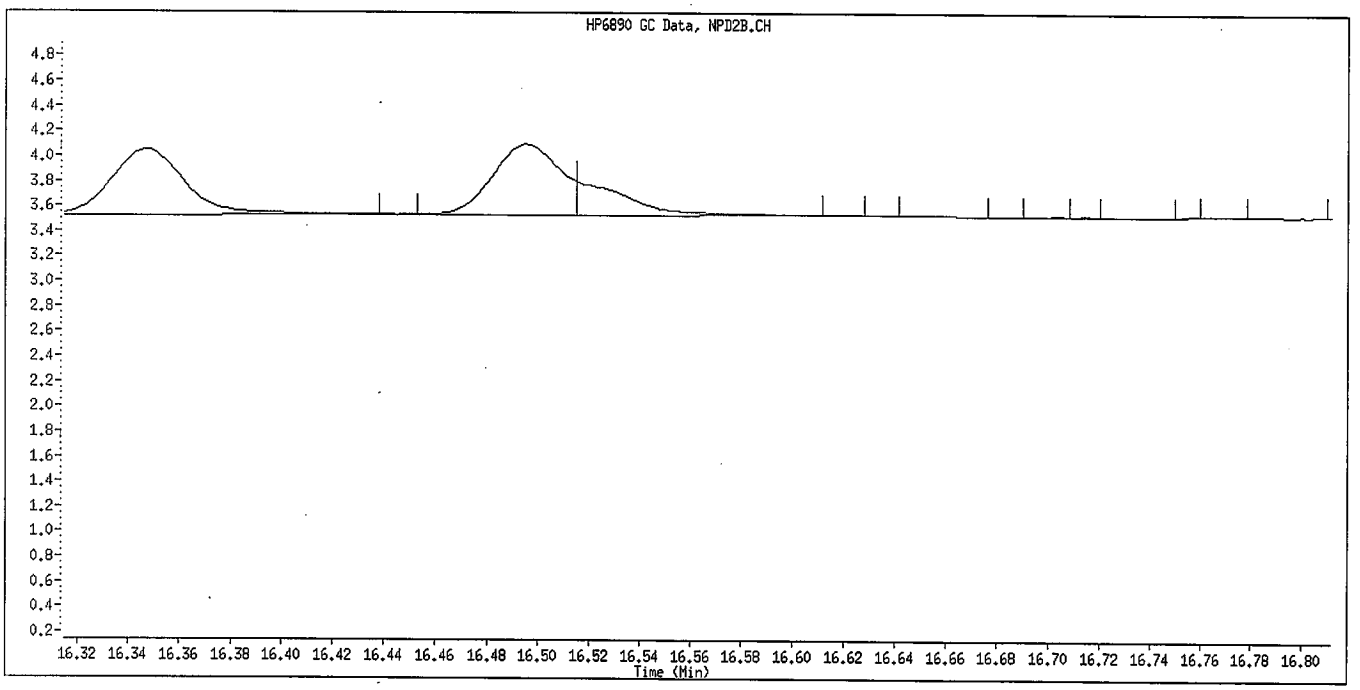

Manual Integration

Manually Integrated By: williamst
Manual Integration Reason: Baseline Event

TestAmerica

Data file : \\DenSvr03\Public\chem\GCS\GC_D2.i\0623092.B\008F0801.D
Lab Smp Id: OPP L2 GSV0640 Client Smp ID: OPP L2 GSV0640
Inj Date : 23-JUN-2009 21:02
Operator : MPK/TLW Inst ID: GC_D2.i
Smp Info : OPP L2 GSV0640
Misc Info :
Comment :
Method : \\DenSvr03\Public\chem\GCS\GC_D2.i\0623092.B\8141A-2.m
Meth Date : 25-Jun-2009 11:52 GC_D2.i Quant Type: ISTD
Cal Date : 23-JUN-2009 20:34 Cal File: 007F0701.D
Als bottle: 8 Calibration Sample, Level: 2
Dil Factor: 1.00000
Integrator: Falcon Compound Sublist: 8141A.sub
Target Version: 4.14
Processing Host: DENPC075

	Compounds	RT	EXP RT	REL RT	RESPONSE	AMOUNTS CAL-AMT (ug/mL)	AMOUNTS ON-COL (ug/mL)
	1 o,o,o-TEPT	4.729	4.730	(0.251)	103822	0.50000	0.5181
	2 Dichlorvos	6.547	6.547	(0.348)	75806	0.50000	0.4939
$	3 Chlormefos	7.384	7.385	(0.392)	75742	0.50000	0.5035
	4 Mevinphos	9.237	9.237	(0.491)	56550	0.50000	0.5095
	5 Demeton-O	9.734	9.735	(0.517)	14832	0.16250	0.1472
	6 Thionazin	9.987	9.985	(0.531)	75723	0.50000	0.4983
	7 Ethoprop	10.505	10.504	(0.558)	57200	0.50000	0.4824
	8 Phorate	10.537	10.540	(0.560)	64026	0.50000	0.4804
	9 Naled	10.944	10.942	(0.582)	12967	0.50000	0.5687
	10 Sulfotepp	11.020	11.019	(0.586)	106441	0.50000	0.4950(A)
*	11 Tributylphosphate	11.127	11.125	(1.000)	231245	2.00000	
	12 Simazine	11.402	11.402	(0.606)	13949	0.50000	0.4852(A)
	13 Diazinon	11.544	11.544	(0.614)	56334	0.50000	0.4822
	14 Atrazine	11.585	11.585	(0.616)	23395	0.50000	0.4843(A)
	15 Propazine	11.750	11.750	(0.625)	21743	0.50000	0.6255
	16 Disulfoton	12.052	12.052	(0.641)	55981	0.50000	0.4978
	17 Demeton-S	12.132	12.129	(0.645)	40485	0.34000	0.3295
	18 Dimethoate	13.285	13.285	(0.706)	72005	0.50000	0.4827
	19 Ronnel	13.590	13.590	(0.722)	49125	0.50000	0.4989
	20 Merphos-A (Merphos)	13.694	13.690	(1.231)	41318	0.50000	0.5266(A)
	21 Chlorpyrifos	14.414	14.412	(0.766)	49327	0.50000	0.4930
	22 Fenthion	14.665	14.664	(0.779)	52812	0.50000	0.5442
	23 Trichloronate	14.712	14.712	(0.782)	57081	0.50000	0.4788
	24 Anilazine	15.215	15.214	(0.809)	3861	0.50000	0.5158(M)
	25 Methyl Parathion	15.520	15.522	(0.825)	49076	0.50000	0.4818
	26 Malathion	15.727	15.729	(0.836)	45274	0.50000	0.4679
	27 Tokuthion	16.347	16.347	(0.869)	51941	0.50000	0.4973
	28 Parathion	16.494	16.495	(0.877)	49889	0.50000	0.4907(M)
	29 Merphos-B (Merphos Oxone)	16.515	16.517	(1.484)	19042	0.50000	0.5923(AM)
	30 Tetrachlorvinphos (stirophos)	16.979	16.979	(0.902)	31834	0.50000	0.4633
	31 Carbophenothion methyl	17.082	17.082	(0.908)	43471	0.50000	0.4794
	32 Bolstar	17.442	17.442	(0.927)	49300	0.50000	0.4930
	33 Carbophenothion	17.524	17.524	(0.931)	47421	0.50000	0.4949(A)

	Compounds	RT	EXP RT	REL RT	RESPONSE	AMOUNTS CAL-AMT (ug/mL)	AMOUNTS ON-COL (ug/mL)
$	34 Triphenyl phosphate	18.280	18.280	(0.972)	41926	0.50000	0.5101
	35 Fensulfothion	18.560	18.559	(0.986)	31996	0.50000	0.4872
*	36 TOCP	18.815	18.815	(1.000)	152914	2.00000	
	37 Phosmet / EPN	18.909	18.907	(1.005)	76616	1.00000	0.9309
	38 Famphur	19.010	19.010	(1.010)	51752	0.50000	0.5212
	39 Azinphos-methyl	19.145	19.145	(1.018)	50465	0.50000	0.5204
	40 Azinphos-ethyl	19.365	19.364	(1.029)	47425	0.50000	0.5187
	41 Coumaphos	20.347	20.345	(1.081)	36753	0.50000	0.4904
S	42 Merphos				60360	0.50000	0.4676
M	43 Total Demeton				55317	0.50000	0.4767

QC Flag Legend

A - Target compound detected but, quantitated amount exceeded maximum amount.
M - Compound response manually integrated.

TestAmerica

INTERNAL STANDARD COMPOUNDS
AREA AND RT SUMMARY

Instrument ID: GC_D2.i
Lab File ID: 008F0801.D
Lab Smp Id: OPP L2 GSV0640
Analysis Type: SV
Quant Type: ISTD
Operator: MPK/TLW
Method File: \\DenSvr03\Public\chem\GCS\GC_D2.i\0623092.B\8141A-2.m
Misc Info:

Calibration Date: 23-JUN-2009
Calibration Time: 20:07
Client Smp ID: OPP L2 GSV0640
Level:
Sample Type:

		AREA LIMIT			
COMPOUND	STANDARD	LOWER	UPPER	SAMPLE	%DIFF
11 Tributylphosphate	257097	128549	514194	231245	-10.06
36 TOCP	151205	75603	302410	152914	1.13

		RT LIMIT			
COMPOUND	STANDARD	LOWER	UPPER	SAMPLE	%DIFF
11 Tributylphosphate	11.13	10.63	11.63	11.13	0.02
36 TOCP	18.82	18.32	19.32	18.82	0.00

AREA UPPER LIMIT = +100% of internal standard area.
AREA LOWER LIMIT = - 50% of internal standard area.
RT UPPER LIMIT = + 0.50 minutes of internal standard RT.
RT LOWER LIMIT = - 0.50 minutes of internal standard RT.

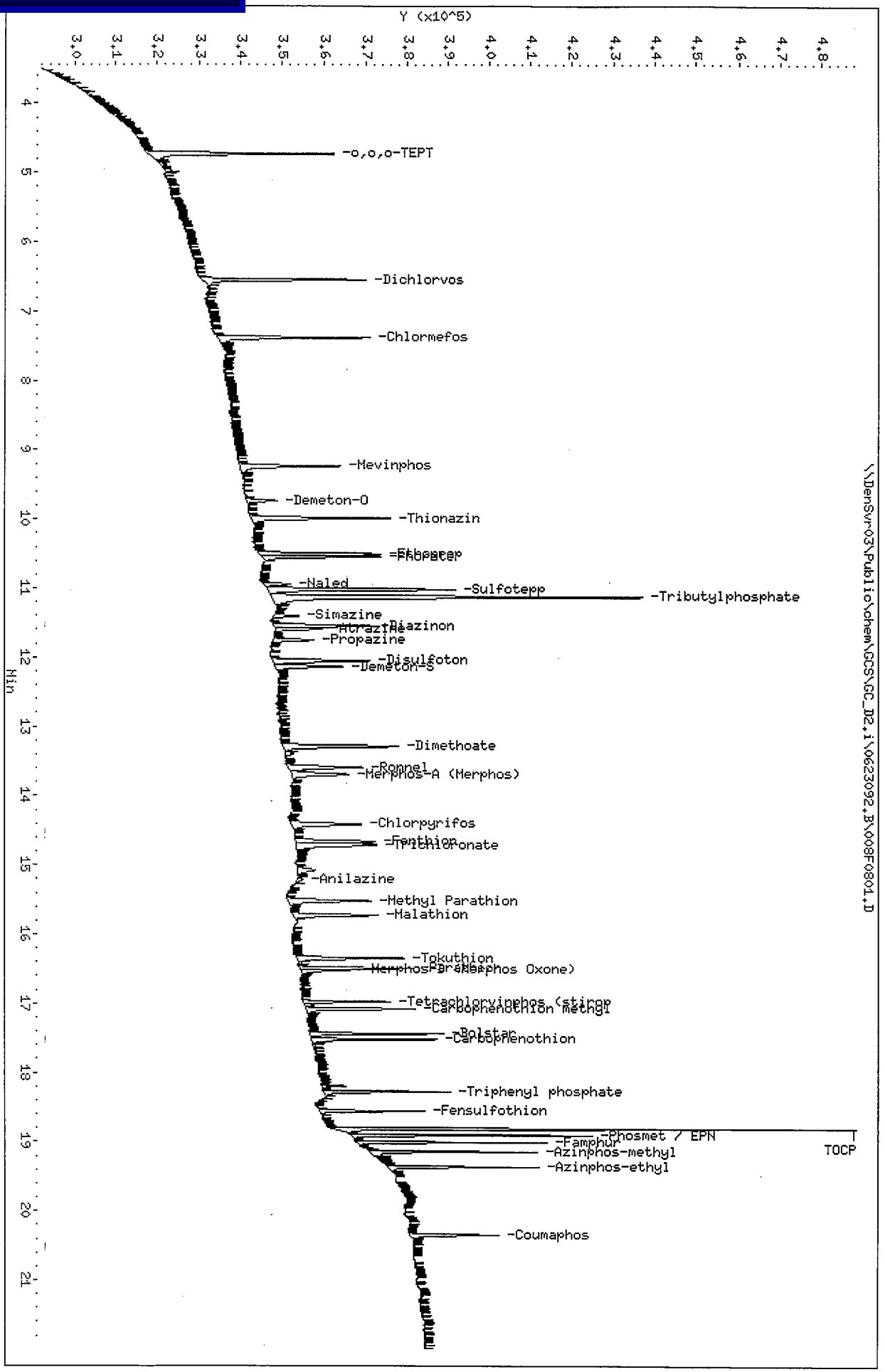

Data File: \\DenSvr03\Public\chem\GCS\GC_D2,i\0623092,B\008F0801.D
Date : 23-JUN-2009 21:02
Client ID: OPP L2 GSV0640
Sample Info: OPP L2 GSV0640
Column phase: RTx-OPPest

Instrument: GC_D2,i
Operator: MPK/TLW
Column diameter: 0.32

Inj. Date and Time: 23-JUN-2009 21:02
Instrument ID: GC_D2.i
Client ID: OPP L2 GSV0640
Compound Name: Anilazine
CAS #:
Report Date: 06/25/2009

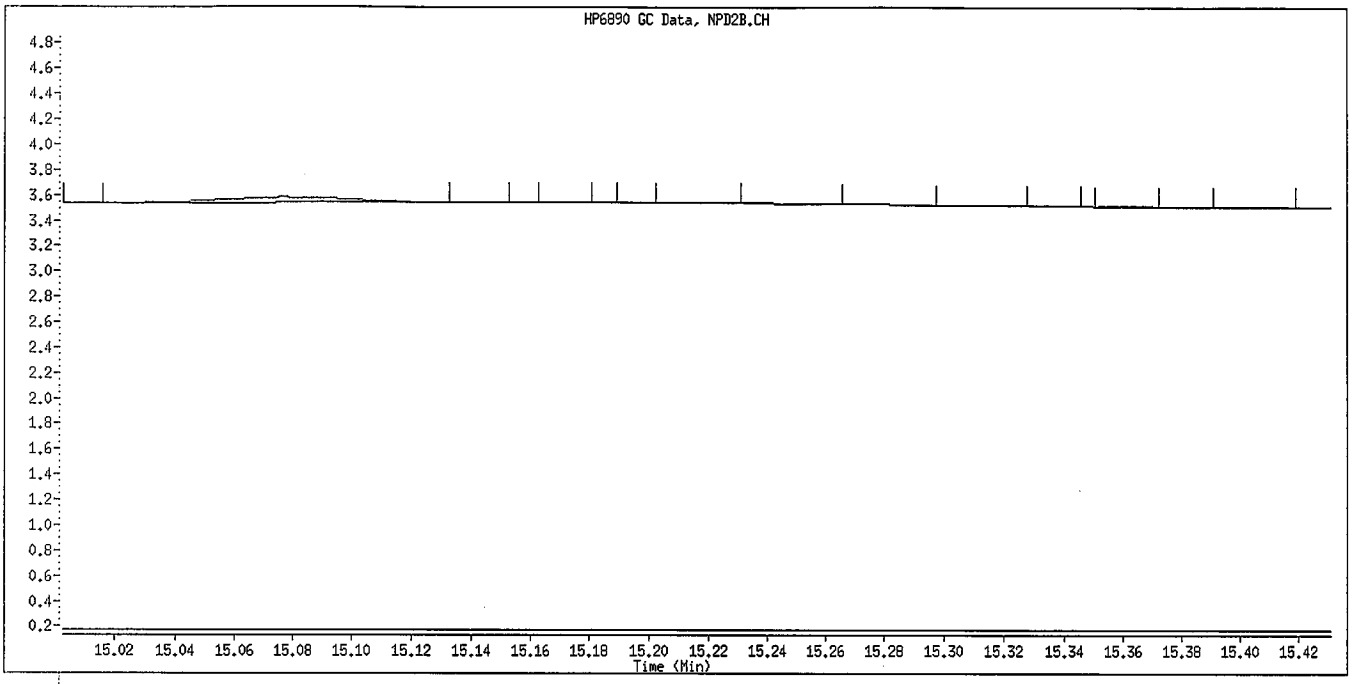

Original Integration

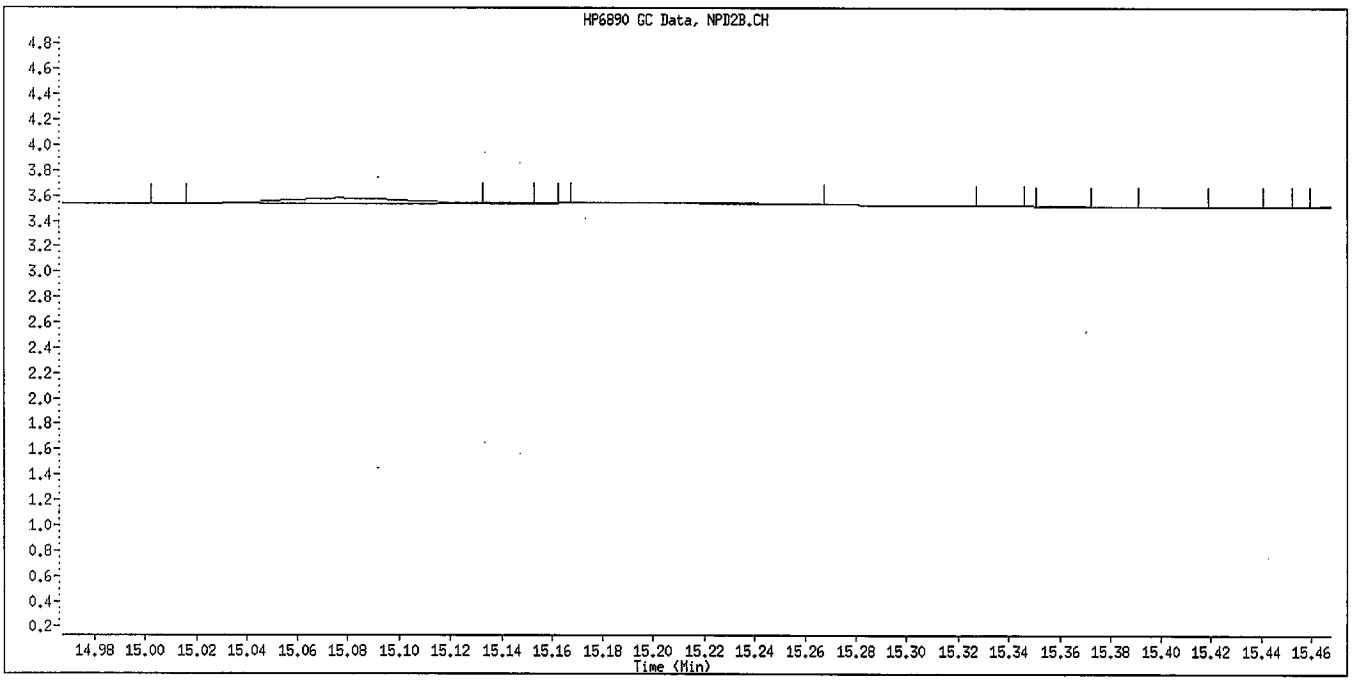

Manual Integration

Manually Integrated By: williamst
Manual Integration Reason: Baseline Event

Inj. Date and Time: 23-JUN-2009 21:02
Instrument ID: GC_D2.i
Client ID: OPP L2 GSV0640
Compound Name: Parathion
CAS #:
Report Date: 06/25/2009

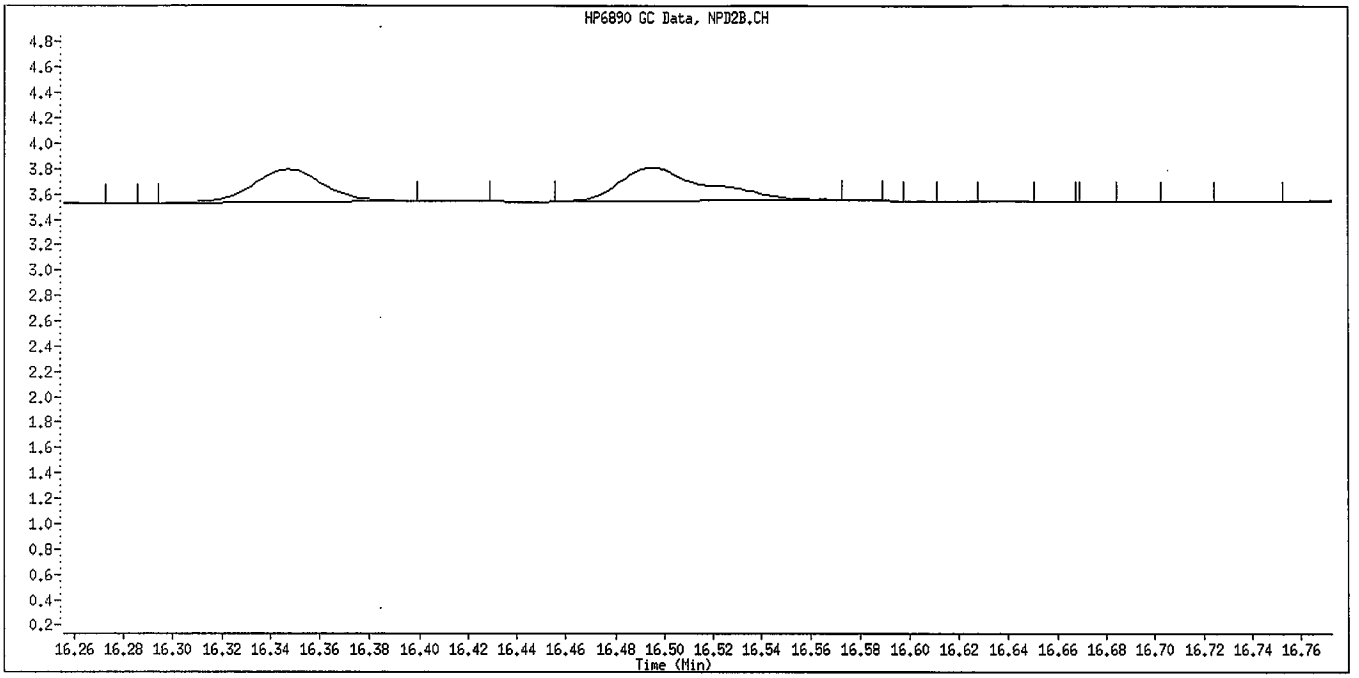

Original Integration

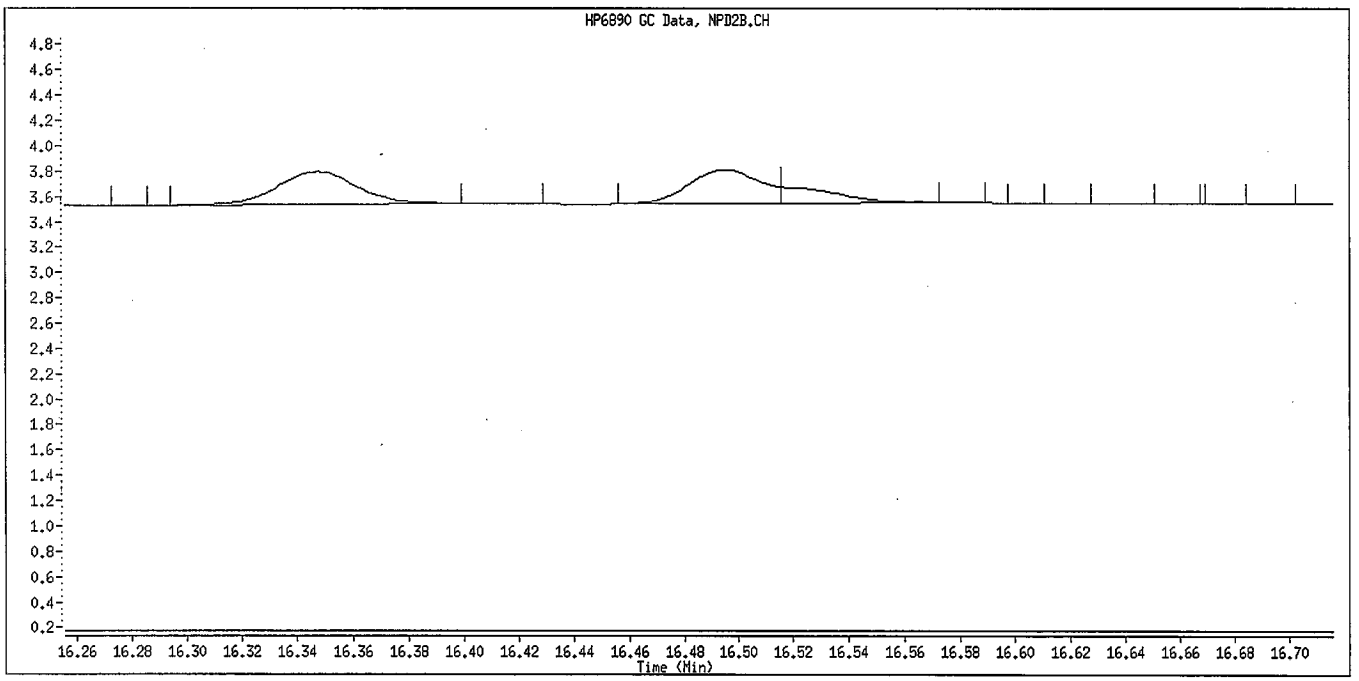

Manual Integration

Manually Integrated By: williamst
Manual Integration Reason: Baseline Event

Inj. Date and Time: 23-JUN-2009 21:02
Instrument ID: GC_D2.i
Client ID: OPP L2 GSV0640
Compound Name: Merphos-B (Merphos Oxone)
CAS #:
Report Date: 06/25/2009

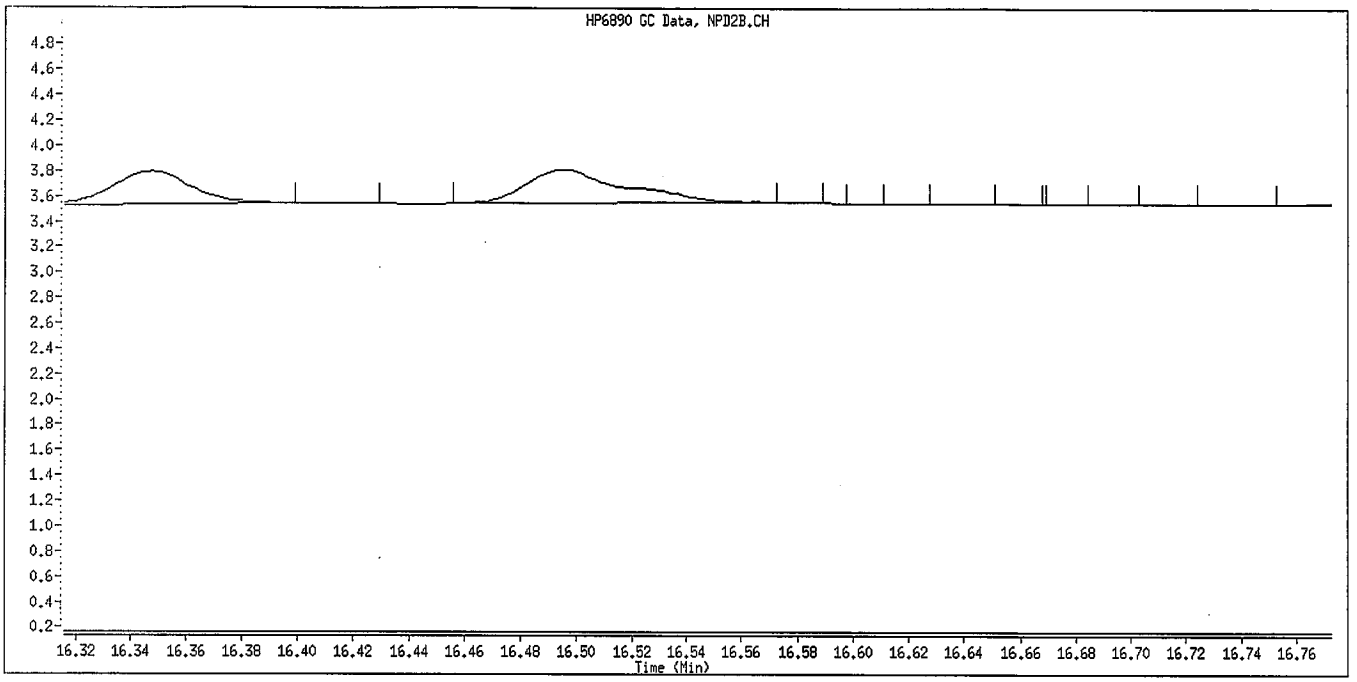

Original Integration

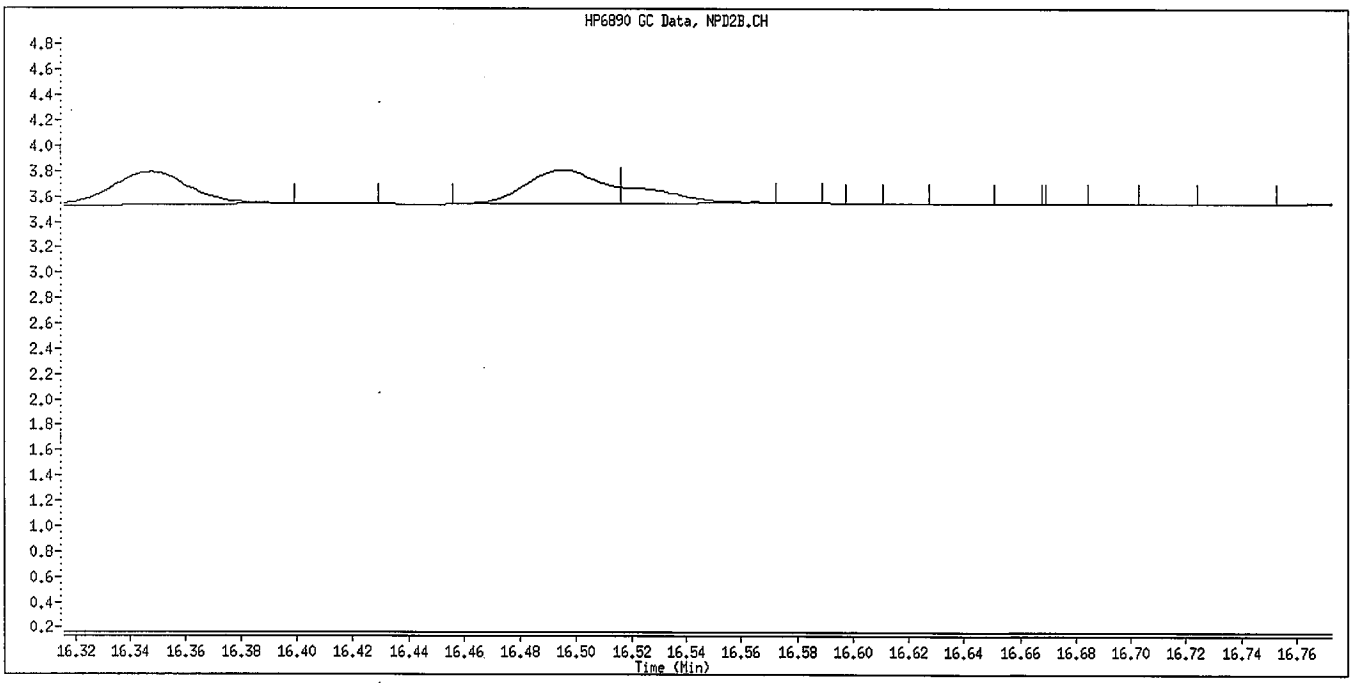

Manual Integration

Manually Integrated By: williamst
Manual Integration Reason: Baseline Event

TestAmerica

Data file : \\DenSvr03\Public\chem\GCS\GC_D2.i\0623092.B\009F0901.D
Lab Smp Id: OPP L1 GSV0641 Client Smp ID: OPP L1 GSV0641
Inj Date : 23-JUN-2009 21:29
Operator : MPK/TLW Inst ID: GC_D2.i
Smp Info : OPP L1 GSV0641
Misc Info :
Comment :
Method : \\DenSvr03\Public\chem\GCS\GC_D2.i\0623092.B\8141A-2.m
Meth Date : 25-Jun-2009 11:52 GC_D2.i Quant Type: ISTD
Cal Date : 23-JUN-2009 21:02 Cal File: 008F0801.D
Als bottle: 9 Calibration Sample, Level: 1
Dil Factor: 1.00000
Integrator: Falcon Compound Sublist: 8141A.sub
Target Version: 4.14
Processing Host: DENPC075

	Compounds	RT	EXP RT	REL RT	RESPONSE	AMOUNTS CAL-AMT (ug/mL)	AMOUNTS ON-COL (ug/mL)
	1 o,o,o-TEPT	4.727	4.730	(0.251)	44732	0.20000	0.1891
	2 Dichlorvos	6.547	6.547	(0.348)	34171	0.20000	0.2214
$	3 Chlormefos	7.382	7.385	(0.392)	32157	0.20000	0.2137
	4 Mevinphos	9.237	9.237	(0.491)	25025	0.20000	0.2254
	5 Demeton-O	9.735	9.735	(0.517)	7836	0.06500	0.07552
	6 Thionazin	9.985	9.985	(0.531)	36330	0.20000	0.2389
	7 Ethoprop	10.507	10.504	(0.558)	27522	0.20000	0.2029
	8 Phorate	10.537	10.540	(0.560)	28972	0.20000	0.2173
	9 Naled	10.944	10.942	(0.582)	5095	0.20000	0.4116
	10 Sulfotepp	11.019	11.019	(0.586)	49448	0.20000	0.2028(A)
*	11 Tributylphosphate	11.127	11.125	(1.000)	223776	2.00000	
	12 Simazine	11.407	11.402	(0.606)	5704	0.20000	0.1983(A)
	13 Diazinon	11.545	11.544	(0.614)	27996	0.20000	0.2181
	14 Atrazine	11.587	11.585	(0.616)	12131	0.20000	0.2465(A)
	15 Propazine	11.752	11.750	(0.625)	11349	0.20000	0.3895
	16 Disulfoton	12.050	12.052	(0.640)	27270	0.20000	0.2082
	17 Demeton-S	12.135	12.129	(0.645)	17979	0.13600	0.1462
	18 Dimethoate	13.287	13.285	(0.706)	35174	0.20000	0.2257
	19 Ronnel	13.589	13.590	(0.722)	23042	0.20000	0.2339
	20 Merphos-A (Merphos)	13.692	13.690	(1.231)	17400	0.20000	0.2292(A)
	21 Chlorpyrifos	14.410	14.412	(0.766)	21972	0.20000	0.2195
	22 Fenthion	14.665	14.664	(0.779)	22864	0.20000	0.2355
	23 Trichloronate	14.709	14.712	(0.782)	28353	0.20000	0.2377
	24 Anilazine	15.209	15.214	(0.808)	2008	0.20000	0.1979(M)
	25 Methyl Parathion	15.520	15.522	(0.825)	21065	0.20000	0.2067
	26 Malathion	15.727	15.729	(0.836)	22638	0.20000	0.2352
	27 Tokuthion	16.347	16.347	(0.869)	23937	0.20000	0.2291
	28 Parathion	16.494	16.495	(0.877)	23629	0.20000	0.2323(M)
	29 Merphos-B (Merphos Oxone)	16.515	16.517	(1.484)	9872	0.20000	0.3173(AM)
	30 Tetrachlorvinphos (stirophos)	16.979	16.979	(0.902)	15884	0.20000	0.2310
	31 Carbophenothion methyl	17.084	17.082	(0.908)	20783	0.20000	0.2291
	32 Bolstar	17.442	17.442	(0.927)	23585	0.20000	0.2026
	33 Carbophenothion	17.524	17.524	(0.931)	23002	0.20000	0.2447(A)

	Compounds	RT	EXP RT	REL RT	RESPONSE	AMOUNTS CAL-AMT (ug/mL)	AMOUNTS ON-COL (ug/mL)
$	34 Triphenyl phosphate	18.280	18.280	(0.972)	17960	0.20000	0.1975
	35 Fensulfothion	18.560	18.559	(0.986)	14260	0.20000	0.2170
*	36 TOCP	18.815	18.815	(1.000)	152996	2.00000	
	37 Phosmet / EPN	18.907	18.907	(1.005)	39081	0.40000	0.4278
	38 Famphur	19.010	19.010	(1.010)	23480	0.20000	0.2363
	39 Azinphos-methyl	19.145	19.145	(1.018)	21683	0.20000	0.2029
	40 Azinphos-ethyl	19.364	19.364	(1.029)	21312	0.20000	0.2096
	41 Coumaphos	20.345	20.345	(1.081)	18547	0.20000	0.2266
S	42 Merphos				27272	0.20000	0.2111
M	43 Total Demeton				25815	0.20000	0.2218

QC Flag Legend

A - Target compound detected but, quantitated amount exceeded maximum amount.
M - Compound response manually integrated.

TestAmerica

INTERNAL STANDARD COMPOUNDS
AREA AND RT SUMMARY

Instrument ID: GC_D2.i
Lab File ID: 009F0901.D
Lab Smp Id: OPP L1 GSV0641
Analysis Type: SV
Quant Type: ISTD
Operator: MPK/TLW
Method File: \\DenSvr03\Public\chem\GCS\GC_D2.i\0623092.B\8141A-2.m
Misc Info:

Calibration Date: 23-JUN-2009
Calibration Time: 20:07
Client Smp ID: OPP L1 GSV0641
Level:
Sample Type:

COMPOUND	STANDARD	AREA LIMIT LOWER	AREA LIMIT UPPER	SAMPLE	%DIFF
11 Tributylphosphate	257097	128549	514194	223776	-12.96
36 TOCP	151205	75603	302410	152996	1.18

COMPOUND	STANDARD	RT LIMIT LOWER	RT LIMIT UPPER	SAMPLE	%DIFF
11 Tributylphosphate	11.13	10.63	11.63	11.13	0.02
36 TOCP	18.82	18.32	19.32	18.82	0.00

AREA UPPER LIMIT = +100% of internal standard area.
AREA LOWER LIMIT = - 50% of internal standard area.
RT UPPER LIMIT = + 0.50 minutes of internal standard RT.
RT LOWER LIMIT = - 0.50 minutes of internal standard RT.

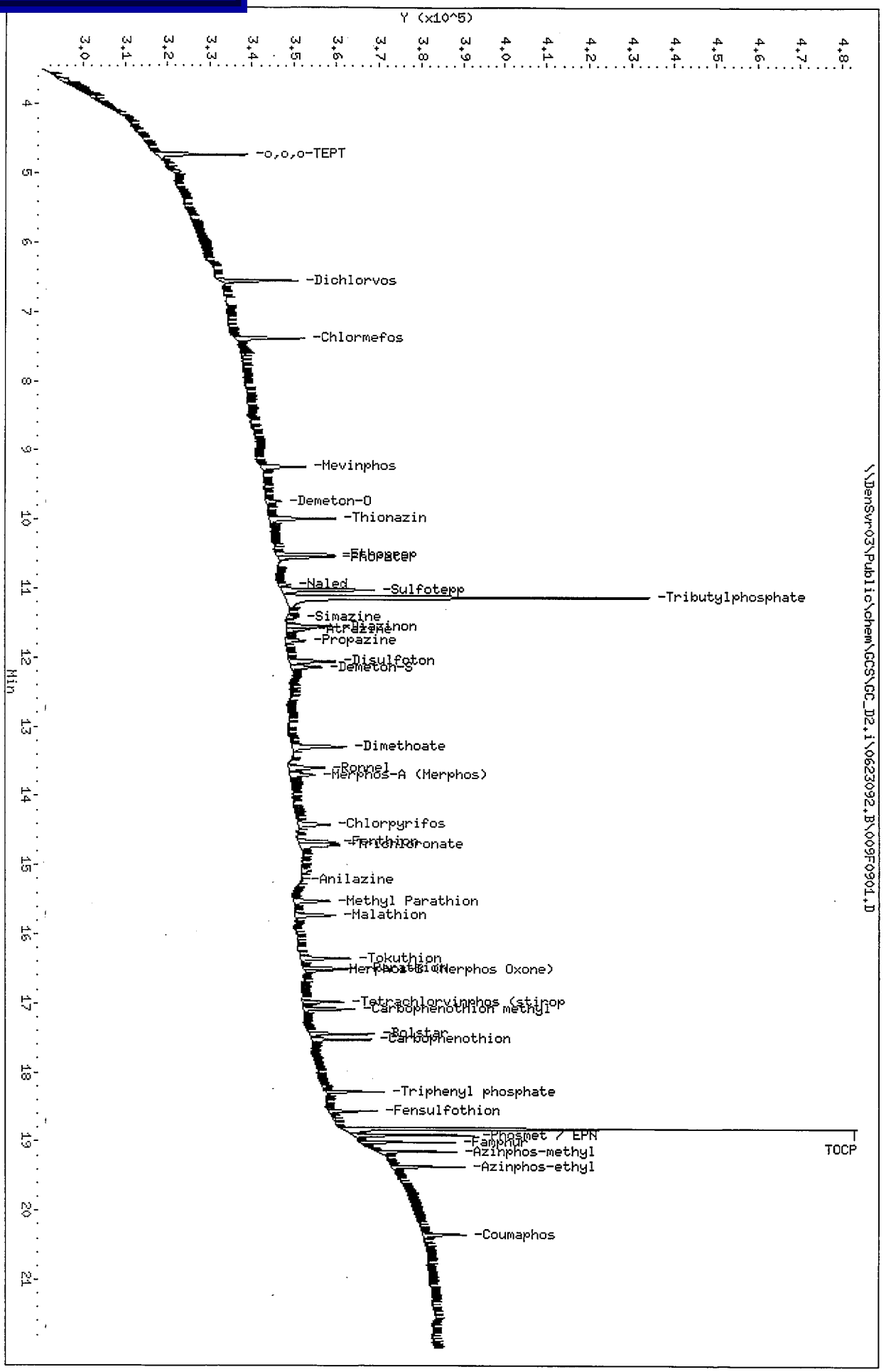
Data File: \\DenSvr03\Public\chem\GCS\GC_D2.i\0623092.B\009F0901.D
Date : 23-JUN-2009 21:29
Client ID: OPP L1 GSV0641
Sample Info: OPP L1 GSV0641
Column phase: RTx-OPPest
Instrument: GC_D2.i
Operator: MPK/TLW
Column diameter: 0.32
\\DenSvr03\Public\chem\GCS\GC_D2.i\0623092.B\009F0901.D
Y (x10^5)
Min
-o,o,o-TEPT
-Dichlorvos
-Chlormefos
-Mevinphos
-Demeton-O
-Thionazin
-Naled
-Sulfotepp
-Tributylphosphate
-Simazine
-Propazine
-Disulfoton
-Demeton-S
-Dimethoate
-Ronnel
-Merphos-A (Merphos)
-Chlorpyrifos
-Trichloronate
-Anilazine
-Methyl Parathion
-Malathion
-Tokuthion
-Tetrachlorvinphos (stirop
-Carbophenothion methyl
-Carbophenothion
-Triphenyl phosphate
-Fensulfothion
-Phosmet / EPN
-Azinphos-methyl
-Azinphos-ethyl
-Coumaphos
TCCP

Inj. Date and Time: 23-JUN-2009 21:29
Instrument ID: GC_D2.i
Client ID: OPP L1 GSV0641
Compound Name: Anilazine
CAS #:
Report Date: 06/25/2009

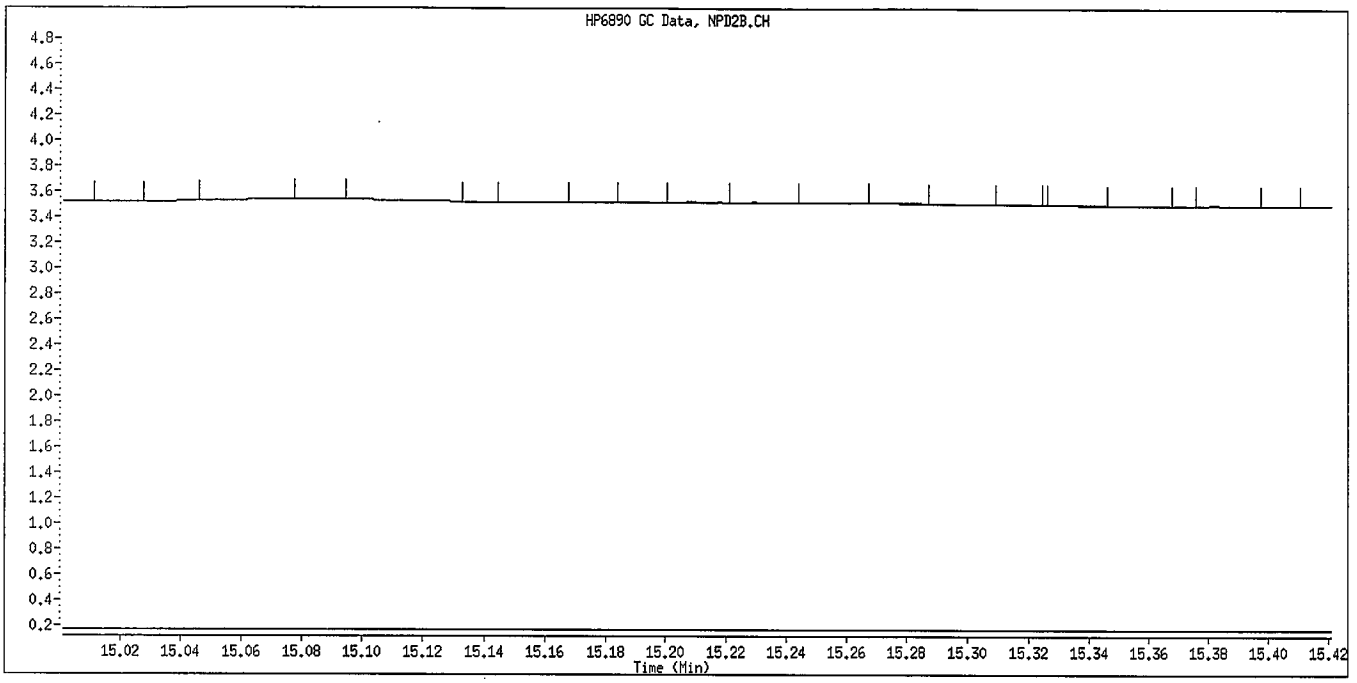

Original Integration

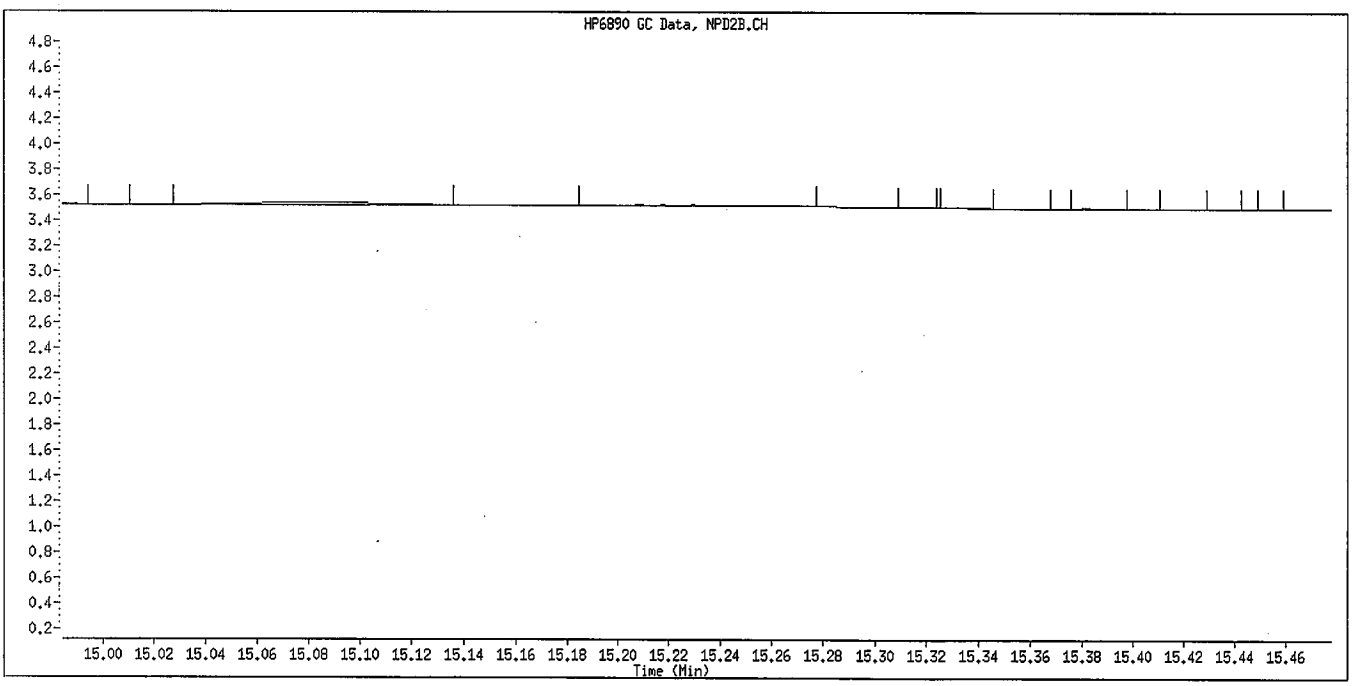

Manual Integration

Manually Integrated By: williamst
Manual Integration Reason: Baseline Event

Inj. Date and Time: 23-JUN-2009 21:29
Instrument ID: GC_D2.i
Client ID: OPP L1 GSV0641
Compound Name: Parathion
CAS #:
Report Date: 06/25/2009

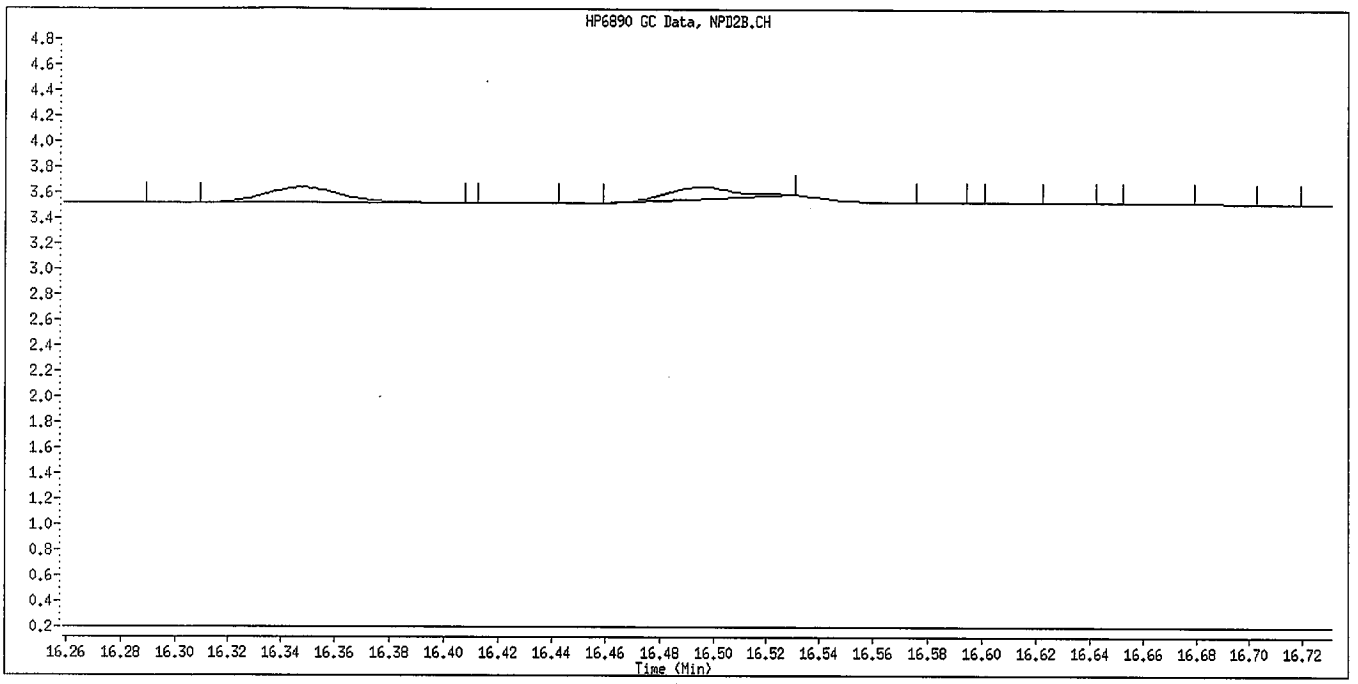

Original Integration

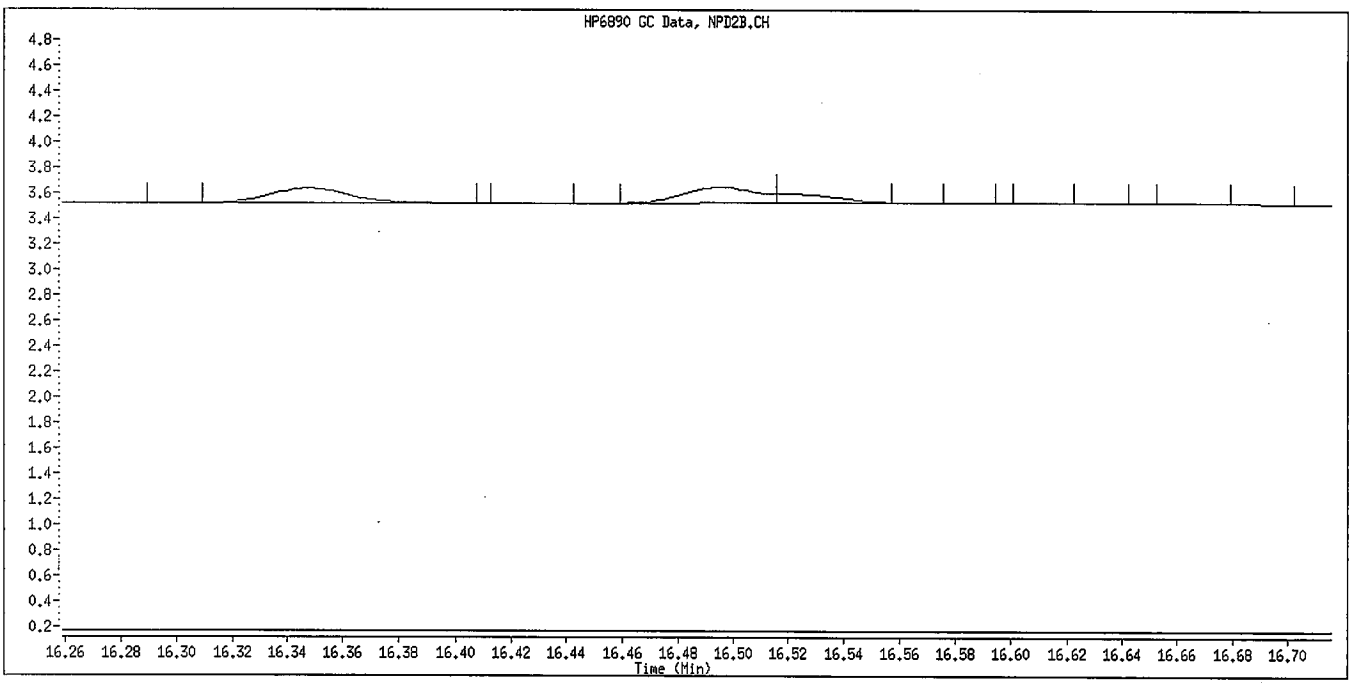

Manual Integration

Manually Integrated By: williamst
Manual Integration Reason: Baseline Event

Inj. Date and Time: 23-JUN-2009 21:29
Instrument ID: GC_D2.i
Client ID: OPP L1 GSV0641
Compound Name: Merphos-B (Merphos Oxone)
CAS #:
Report Date: 06/25/2009

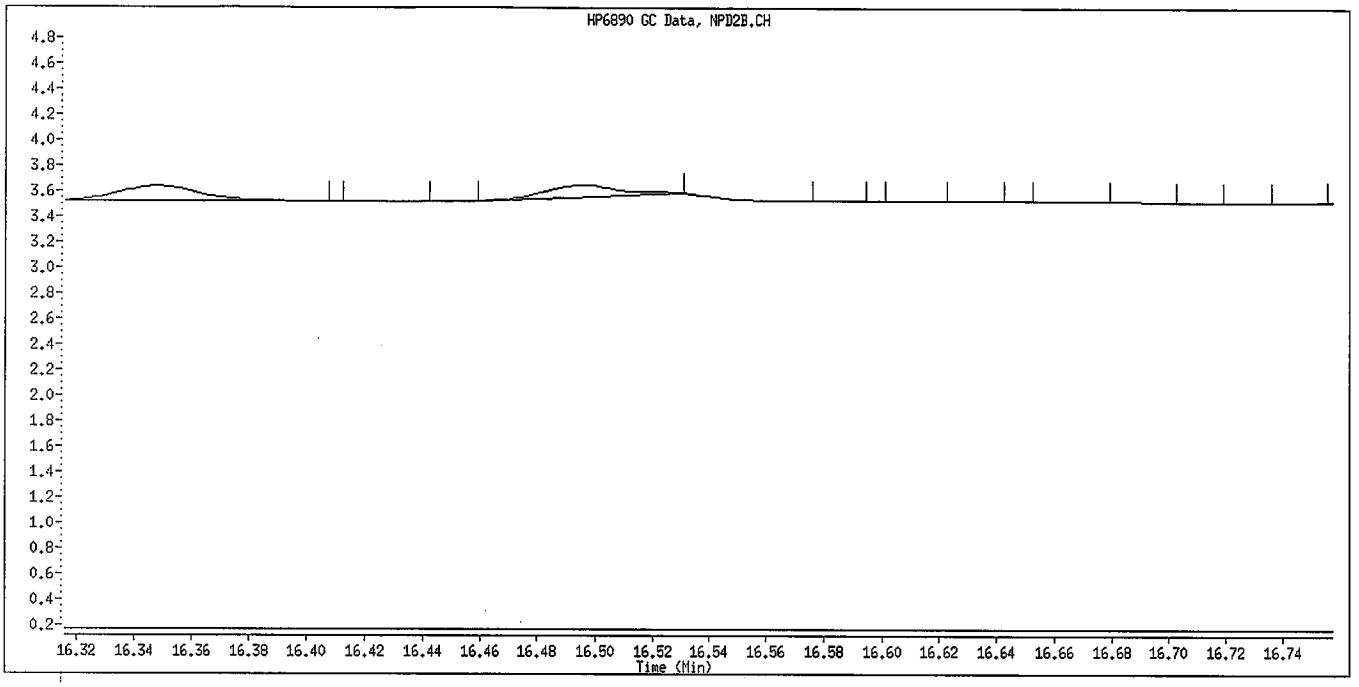

Original Integration

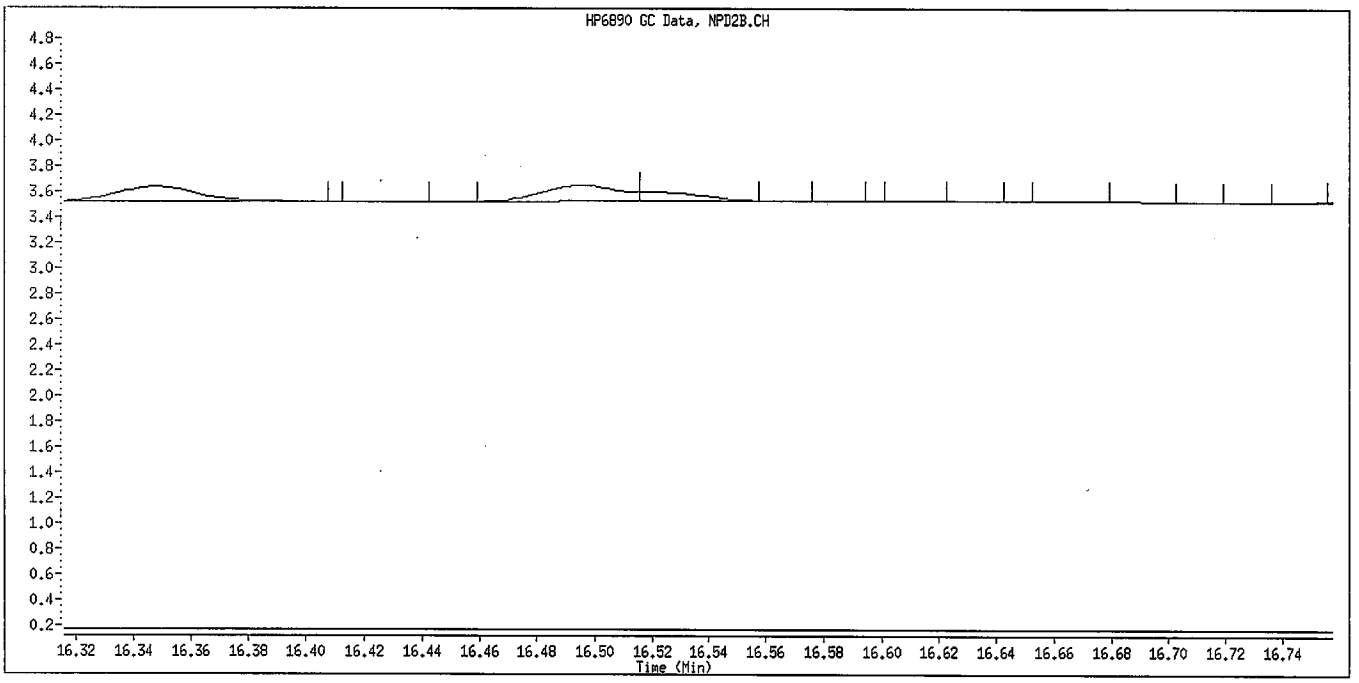

Manual Integration

Manually Integrated By: williamst
Manual Integration Reason: Baseline Event

TestAmerica

Data file : \\DenSvr03\Public\chem\GCS\GC_D2.i\0623092.B\010F1001.D
Lab Smp Id: OPP SS GSV0633 Client Smp ID: OPP SS GSV0633
Inj Date : 23-JUN-2009 21:57
Operator : MPK/TLW Inst ID: GC_D2.i
Smp Info : OPP SS GSV0633
Misc Info :
Comment :
Method : \\DenSvr03\Public\chem\GCS\GC_D2.i\0623092.B\8141A-2.m
Meth Date : 25-Jun-2009 12:24 GC_D2.i Quant Type: ISTD
Cal Date : 23-JUN-2009 20:34 Cal File: 007F0701.D
Als bottle: 10 Continuing Calibration Sample
Dil Factor: 1.00000
Integrator: Falcon Compound Sublist: 8141A.sub
Target Version: 4.14
Processing Host: DENPC075

	Compounds	RT	EXP RT	REL RT	RESPONSE	AMOUNTS CAL-AMT (ug/mL)	AMOUNTS ON-COL (ug/mL)
	1 o,o,o-TEPT	4.727	4.727	(0.251)	396324	3.00000	2.108
	2 Dichlorvos	6.547	6.547	(0.348)	290258	3.00000	1.864
$	3 Chlormefos	7.385	7.385	(0.393)	268862	3.00000	1.756
	4 Mevinphos	9.237	9.237	(0.491)	201952	3.00000	1.788
	5 Demeton-O	9.737	9.737	(0.518)	222994	0.97500	2.240
	6 Thionazin	9.987	9.987	(0.531)	296580	3.00000	1.917
	7 Ethoprop	10.503	10.503	(0.558)	222411	3.00000	2.001
	8 Phorate	10.540	10.540	(0.560)	245442	3.00000	1.810
	9 Naled	10.943	10.943	(0.582)	42079	3.00000	1.135
	10 Sulfotepp	11.020	11.020	(0.586)	348524	3.00000	1.705(A)
*	11 Tributylphosphate	11.127	11.127	(1.000)	265661	2.00000	
	12 Simazine	11.403	11.403	(0.606)	98468	3.00000	3.365(A)
	13 Diazinon	11.543	11.543	(0.614)	228925	3.00000	2.053
	14 Atrazine	11.587	11.587	(0.616)	95700	3.00000	1.866(A)
	15 Propazine	11.752	11.752	(0.625)	85948	3.00000	1.921
	16 Disulfoton	12.052	12.052	(0.641)	175751	3.00000	1.652
	17 Demeton-S	12.120	12.120	(0.644)	692	2.04000	0.005533
	18 Dimethoate	13.287	13.287	(0.706)	274721	3.00000	1.863
	19 Ronnel	13.590	13.590	(0.722)	197024	3.00000	1.966
	20 Merphos-A (Merphos)	13.690	13.690	(1.230)	46160	3.00000	0.5121(A)
	21 Chlorpyrifos	14.413	14.413	(0.766)	199012	3.00000	1.954
	22 Fenthion	14.663	14.663	(0.779)	181007	3.00000	1.833
	23 Trichloronate	14.712	14.712	(0.782)	214975	3.00000	1.772
	24 Anilazine	15.225	15.225	(0.809)	11331	3.00000	1.763(M)
	25 Methyl Parathion	15.522	15.522	(0.825)	198877	3.00000	1.918
	26 Malathion	15.727	15.727	(0.836)	146644	3.00000	1.483
	27 Tokuthion	16.347	16.347	(0.869)	200314	3.00000	1.884
	28 Parathion	16.495	16.495	(0.877)	205218	3.00000	1.983
	29 Merphos-B (Merphos Oxone)	16.522	16.522	(1.485)	152601	3.00000	4.132(A)
	30 Tetrachlorvinphos (stirophos)	16.977	16.977	(0.902)	139120	3.00000	1.989
	31 Carbophenothion methyl	17.082	17.082	(0.908)	114332	3.00000	1.239
	32 Bolstar	17.442	17.442	(0.927)	193988	3.00000	2.088
	33 Carbophenothion	17.523	17.523	(0.931)	169646	3.00000	1.697(A)

	Compounds	RT	EXP RT	REL RT	RESPONSE	AMOUNTS CAL-AMT (ug/mL)	AMOUNTS ON-COL (ug/mL)
$	34 Triphenyl phosphate	18.280	18.280	(0.972)	137003	3.00000	1.718
	35 Fensulfothion	18.558	18.558	(0.986)	133459	3.00000	1.997
*	36 TOCP	18.815	18.815	(1.000)	155629	2.00000	
	37 Phosmet / EPN	18.908	18.908	(1.005)	270455	6.00000	3.464
	38 Famphur	19.010	19.010	(1.010)	174057	3.00000	1.722
	39 Azinphos-methyl	19.145	19.145	(1.018)	160916	3.00000	1.707
	40 Azinphos-ethyl	19.363	19.363	(1.029)	154039	3.00000	1.748
	41 Coumaphos	20.345	20.345	(1.081)	141927	3.00000	1.978
S	42 Merphos				198761	3.00000	1.513
M	43 Total Demeton				223686	3.00000	2.246

QC Flag Legend

A - Target compound detected but, quantitated amount exceeded maximum amount.
M - Compound response manually integrated.

TestAmerica

INTERNAL STANDARD COMPOUNDS
AREA AND RT SUMMARY

Instrument ID: GC_D2.i
Lab File ID: 010F1001.D
Lab Smp Id: OPP SS GSV0633
Analysis Type: SV
Quant Type: ISTD
Operator: MPK/TLW
Method File: \\DenSvr03\Public\chem\GCS\GC_D2.i\0623092.B\8141A-2.m
Misc Info:

Calibration Date: 23-JUN-2009
Calibration Time: 20:07
Client Smp ID: OPP SS GSV0633
Level:
Sample Type:

COMPOUND	STANDARD	AREA LIMIT LOWER	AREA LIMIT UPPER	SAMPLE	%DIFF
11 Tributylphosphate	257097	128549	514194	265661	3.33
36 TOCP	151205	75603	302410	155629	2.93

COMPOUND	STANDARD	RT LIMIT LOWER	RT LIMIT UPPER	SAMPLE	%DIFF
11 Tributylphosphate	11.13	10.63	11.63	11.13	0.02
36 TOCP	18.82	18.32	19.32	18.82	0.00

AREA UPPER LIMIT = +100% of internal standard area.
AREA LOWER LIMIT = - 50% of internal standard area.
RT UPPER LIMIT = + 0.50 minutes of internal standard RT.
RT LOWER LIMIT = - 0.50 minutes of internal standard RT.

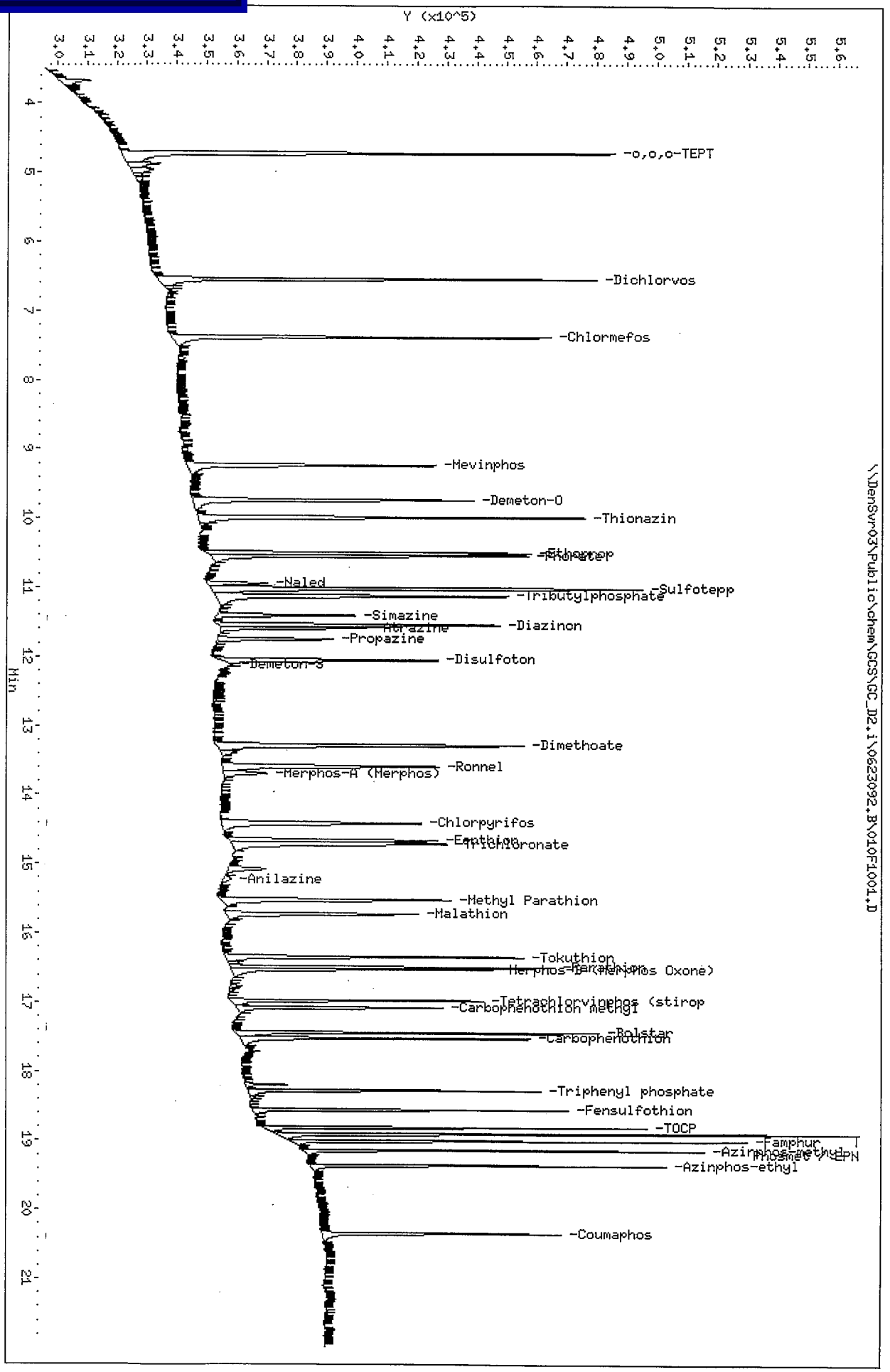
Y (x10^5)
Min
-o,o,o-TEPT
-Dichlorvos
-Chlormefos
-Mevinphos
-Demeton-O
-Thionazin
-Naled
-Sulfotepp
-Tributylphosphate
-Simazine
-Diazinon
-Propazine
-Disulfoton
-Dimethoate
-Ronnel
-Merphos-A (Merphos)
-Chlorpyrifos
-Anilazine
-Methyl Parathion
-Malathion
-Tokuthion
-Tetrachlorvinphos (stirop
-Triphenyl phosphate
-Fensulfothion
-TOCP
-Azinphos-ethyl
-Coumaphos
Data File: \\DenSvr03\Public\chem\GCS\GC_D2.i\0623092.B\010F1004.D
Date : 23-JUN-2009 21:57
Client ID: OPP SS GSV0633
Sample Info: OPP SS GSV0633
Column phase: RTx-OPPest
Instrument: GC_D2.i
Operator: HPK/TLW
Column diameter: 0.32
\\DenSvr03\Public\chem\GCS\GC_D2.i\0623092.B\010F1004.D

Data File Name: 010F1001.D
Inj. Date and Time: 23-JUN-2009 21:57
Instrument ID: GC_D2.i
Client ID: OPP SS GSV0633
Compound Name: Anilazine
CAS #:

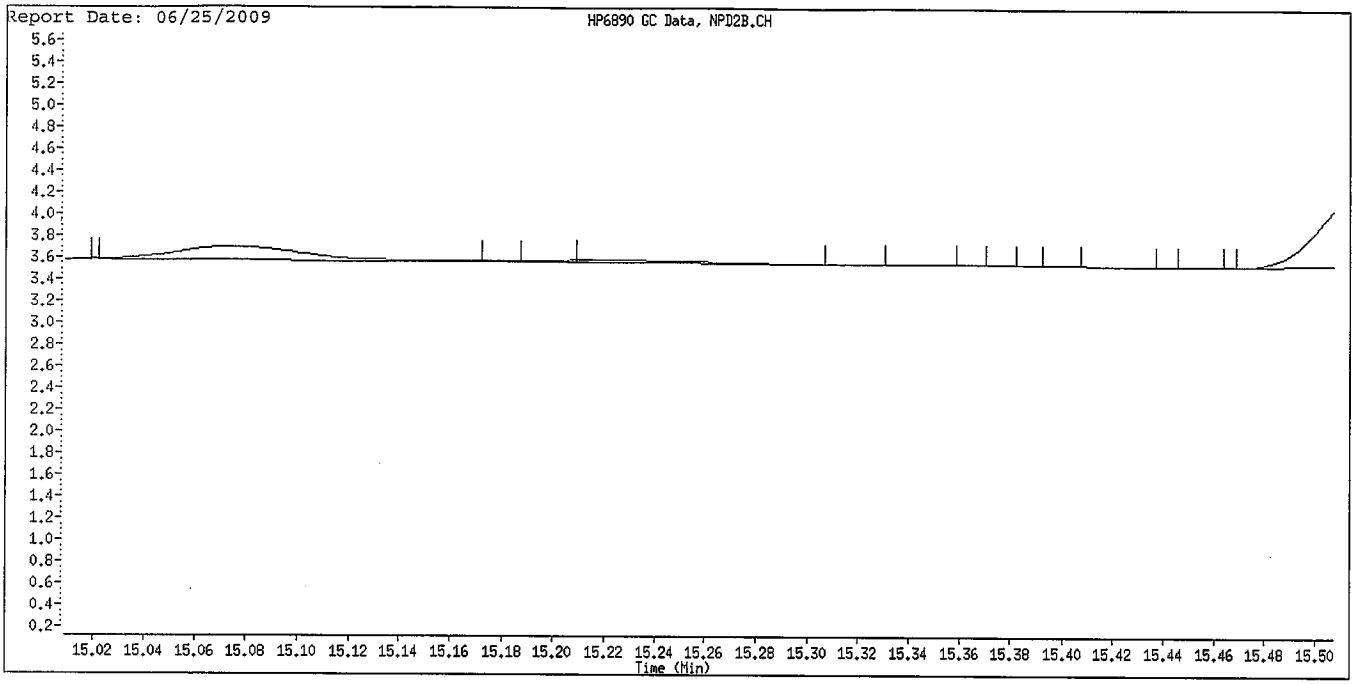

Original Integration

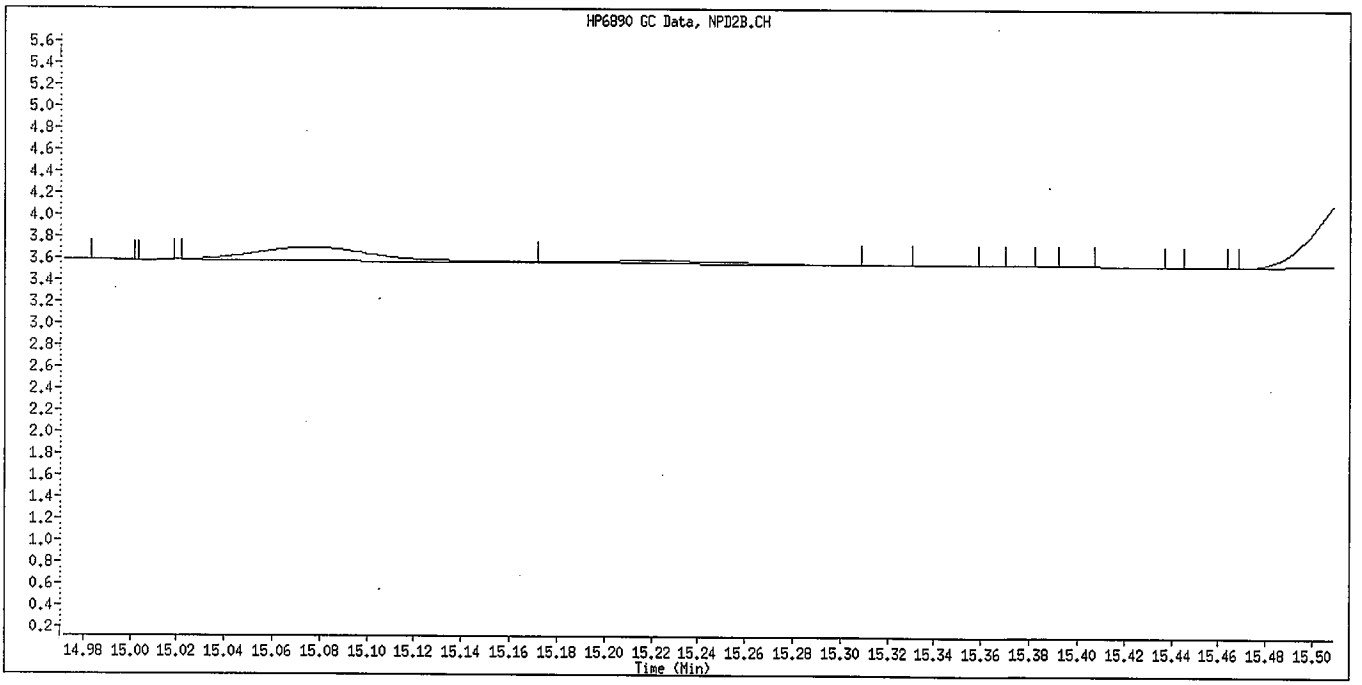

Manual Integration

Manually Integrated By: williamst
Manual Integration Reason: Baseline Event

Semivolatile GC

Supporting Documentation

Sample Sequence, Chromatograms

TestAmerica

THE LEADER IN ENVIRONMENTAL TESTING

Lot ID: D9F110370

Client: Northgate

Method: 8141

Associated Samples: 1

Batch #(s): 9168145

I certify that, to the best of my knowledge, the attached package represents a complete and accurate copy of the original data.

Signature/Date: N. [signature] 07.01.09

GC SEMIVOLATILE ORGANIC EXTRACTION LOG SHEETS

TestAmerica

THE LEADER IN ENVIRONMENTAL TESTING

RQC058

TestAmerica Laboratories, Inc.
EXTRACTION BENCH WORKSHEET

Run Date: 6/18/09
Time: 18:13:56

LEV 1	LEV 2		LEV 1	LEV 2	
Y	Y	Blank	Y	Y	Weights/Volumes
Y	Y	Check	Y	Y	Spike & Surrogate Worksheet
—	—	MS/MSD	Y	Y	Vial contains correct volume
			Y	Y	Labels, greenbars, worksheets
					computer batch: correct & all match
			Y	Y	Anomalies to Extraction Method

— Expanded Deliverable
— COC Completed
— Bench Sheet Copied
— Package Submitted to AnalyticalGrou
— Bench Sheet Copied per COC

Extractionist: 008268 Katie Stoltz

Concentrationist: 006563 Lisa Hubbs
002074 Cheyana Cokley

Reviewer/Date: HUBBSL / 6/18/09

****
* *
* **QC BATCH: 9168145** *
* *
****

PREP DATE: 6/17/09 10:00
COMP DATE: 6/18/09 17:10

Compounds, Organophosphorus (8141A)
LIQ/LIQ, SEP FUNNEL (PAH,P/P,TPH,Dioxin) - Nominal

EXTR EXPR	ANL DUE	LOT#,MSRUN#/ WORK ORDER	TEST FLGS	EXT	MTH	MATRIX	INIT/FIN WT/VOL	INIT	PH"S ADJ1	ADJ2	SOLVENTS EXTRACTION	VOL	EXCHANGE	VOL	SPIKE STANDARD/ SURROGATE ID
6/17/09	6/23/09	D9F110370-001 **LERCV-1-AA**	DR	09	P2	WATER	**1059mL** 2.00mL	7.0	NA	NA	MECL2	180.0	HEXANE	50.0	1ML GSV0675 6.4.09
COMMENTS:															
6/19/09	6/25/09	D9F130143-001 **LEWJG-1-AA**	DR	09	P2	WATER	**1075mL** 2.00mL	7.0	NA	NA	MECL2	180.0	HEXANE	50.0	1ML GSV0675 6.4.09
COMMENTS:															
6/17/09	0/00/00	D9F170000-145 **LE29L-1-AAB**		09	P2	WATER	**1000mL** 2.00mL	7.0	NA	NA	MECL2	180.0	HEXANE	50.0	1ML GSV0675 6.4.09
COMMENTS:															
6/17/09	0/00/00	D9F170000-145 **LE29L-1-ACC**		09	P2	WATER	**1000mL** 2.00mL	7.0	NA	NA	MECL2	180.0	HEXANE	50.0	1ML GSV0682 6.4.09 1ML GSV0675 6.4.09
COMMENTS:															
6/17/09	0/00/00	D9F170000-145 **LE29L-1-ADL**	R	09	P2	WATER	**1000mL** 2.00mL	7.0	NA	NA	MECL2	180.0	HEXANE	50.0	1ML GSV0682 6.4.09 1ML GSV0675 6.4.09
COMMENTS:															

DV-OP-0006/7 BAL:M27995 H20:ELGA+NACL:G47616 NA2S04:G45627 MECL2:H17J05
S/S:KS-F W:DO BLK,LCS/D 9168147/4 CC TRAINEE
TURBOVAP A@40C HEX:H11E04 PIP:CON-6

R = RUSH C = CLP
E = EPA 600 D = EXP.DEL)
M = CLIENT REQ MS/MSD

NUMBER OF WORK ORDERS IN BATCH: 5

Table of Contents

TestAmerica

GC SEMIVOLATILE INSTRUMENT LOG SHEETS

TestAmerica

THE LEADER IN ENVIRONMENTAL TESTING

NCE\063009.S

Sequence Table (Front Injector):

Quantification Part:

Line	Location	SampleName	SampleAmount	ISTDAmt	Multiplier	Dilution
1	Vial 1	PRIMER				
2	Vial 2	HEXANE				
3	Vial 3	OPP L5 GSV0635	9168147	9168145		
4	Vial 4	LE2931AA,MB	LE29M1AA	LE29L1AA		
5	Vial 5	LE2931AC,LCS	LE29M1AC	LE29L1AC		
6	Vial 6	LE2931AD,LCSD	LE29M1AD	LE29L1AD		
7	Vial 7	LEQA91AC,222-15	LEQA91AA			10
8	Vial 8	LEQA92AC,222-15	LEQA92AA			3
9	Vial 9	LEQCQ1AC,222-18	LEQCQ1AA			2
10	Vial 10	LERD61AD,377-1				
11	Vial 11	LERD81AH,377-3				
12	Vial 12	LERN71AF,115-1				
13	Vial 13	LERPQ1AF,115-2				
14	Vial 14	LERPX1AF,115-3				
15	Vial 15	LE1F91AJ,138-1				
16	Vial 16	OPP L5 GSV0635				
17	Vial 17	LERCV1AA,370-1				
18	Vial 18	LEWJG1AA,143-1				
19	Vial 19	LFM2P1AA,MB				
20	Vial 20	LFM2P1AC,LCS				
21	Vial 21	LFLLR1AA,221-1				
22	Vial 22	LFLLR1AE,221-1S				
23	Vial 23	LFLLR1AF,221-1D				
24	Vial 24	OPP L5 GSV0635				
25	Vial 25	LFHPJ1AA,MB				
26	Vial 26	LFHPJ1AC,LCS				
27	Vial 27	LFC4G1AA,197-1				
28	Vial 28	LFC4G1AD,197-1S				
29	Vial 29	LFC4G1AE,197-1D				
30	Vial 30	LFC4M1AA,198-1				
31	Vial 31	LFAN01AA,MB				
32	Vial 32	LFAN01AC,LCS				
33	Vial 33	LFAN01AD,LCSD				
34	Vial 34	LE4291AA,273-1				
35	Vial 35	LE4291AD,273-1S				
36	Vial 36	LE4291AE,273-1D				
37	Vial 37	LE9PJ1AA,215-1				
38	Vial 38	OPP L5 GSV0635				
39	Vial 39	OPP L1 GSV0641				
40	Vial 100	HEXANE/ACETONE				

Sequence Table (Back Injector):

No entries - empty table!

GC SEMIVOLATILE
CONTINUING CALIBRATION DATA

TestAmerica

THE LEADER IN ENVIRONMENTAL TESTING

\\DenSvr03\Public\chem\GCS\GC_D2.i\0630091.B/003F0301.D
Report Date: 07/01/2009

CONTINUING CALIBRATION COMPOUNDS
PERCENT DRIFT REPORT

Instrument ID: GC_D2.i
Injection Date: 30-JUN-2009 18:02
Lab File ID: 003F0301.D
Lab Sample ID: OPP L5 GSV0635
Analysis Type: NONE
Method File: \\DenSvr03\Public\chem\GCS\GC_D2.

	COMPOUND	EXPECTED CONC.	MEASURED CONC.	%D	MAX %D	
1	o,o,o-TEPT	3.0000	2.5978	13.4	15.0	
2	Dichlorvos	3.0000	2.6597	11.3	15.0	
3	Mevinphos	3.0000	2.2795	24.0	15.0	<-
4	Chlormefos	3.0000	2.9907	0.3	15.0	
5	Thionazin	3.0000	2.8752	4.2	15.0	
6	Demeton-O	0.9750	0.8908	8.6	15.0	
7	Ethoprop	3.0000	2.9913	0.3	15.0	
8	Naled	3.0000	1.7347	42.2	15.0	<-
9	Sulfotepp	3.0000	2.9790	0.7	15.0	
10	Phorate	3.0000	2.8695	4.3	15.0	
11	Dimethoate	3.0000	2.6717	10.9	15.0	
12	Demeton-S	2.0400	1.9585	4.0	15.0	
13	Simazine	3.0000	3.2511	8.4	15.0	
14	Atrazine	3.0000	3.2673	8.9	15.0	
15	propazine	3.0000	3.1106	3.7	15.0	
17	Disulfoton	3.0000	2.8372	5.4	15.0	
16	Diazinon	3.0000	2.9669	1.1	15.0	
18	Methyl Parathion	3.0000	2.9104	3.0	15.0	
19	Ronnel	3.0000	2.7151	9.5	15.0	
20	Malathion	3.0000	2.7685	7.7	15.0	
21	Fenthion	3.0000	2.8905	3.7	15.0	
22	Parathion	3.0000	2.9299	2.3	15.0	
23	Chlorpyrifos	3.0000	2.9165	2.8	15.0	
24	Trichloronate	3.0000	3.0693	2.3	15.0	
25	Anilazine	3.0000	2.2391	25.4	15.0	<-
148	Merphos-A (Merphos)	3.0000	3.0055	0.2	999.0	
26	Tetrachlorvinphos (Stirophos)	3.0000	2.2950	23.5	15.0	<-
28	Tokuthion	3.0000	3.0437	1.5	15.0	
149	Merphos-B (Merphos Oxone)	3.0000	3.2124	7.1	999.0	
29	Carbophenothion-methyl	3.0000	2.8159	6.1	15.0	
29	Fensulfothion	3.0000	2.7123	9.6	15.0	
30	Bolstar / Famphur	6.0000	5.5768	7.1	15.0	
32	Carbophenothion	3.0000	2.7897	7.0	15.0	
31	Triphenyl phosphate	3.0000	2.9480	1.7	15.0	
34	Phosmet	3.0000	2.5856	13.8	15.0	
32	EPN	3.0000	2.8244	5.9	15.0	
33	Azinphos-methyl	3.0000	2.4492	18.4	15.0	<-
35	Azinphos-ethyl	3.0000	2.7654	7.8	15.0	
36	Coumaphos	3.0000	2.7726	7.6	15.0	

r03\Public\chem\GCS\GC_D2.i\0630091.B/003F0301.D
Report Date: 07/01/2009

CONTINUING CALIBRATION COMPOUNDS
PERCENT DRIFT REPORT

Instrument ID: GC_D2.i
Lab File ID: 003F0301.D
Analysis Type: NONE

Injection Date: 30-JUN-2009 18:02
Lab Sample ID: OPP L5 GSV0635
Method File: \\DenSvr03\Public\chem\GCS\GC_D2.

COMPOUND	EXPECTED CONC.	MEASURED CONC.	%D	MAX %D
27 Merphos	3.0000	3.0632	2.1	15.0
40 Total Demeton	3.0000	2.8493	5.0	15.0

Average %D = 8.12

TestAmerica

Data file : \\DenSvr03\Public\chem\GCS\GC_D2.i\0630091.B\003F0301.D
Lab Smp Id: OPP L5 GSV0635 Client Smp ID: OPP L5 GSV0635
Inj Date : 30-JUN-2009 18:02
Operator : MPK/TLW Inst ID: GC_D2.i
Smp Info : OPP L5 GSV0635
Misc Info : IS - GSV0633-09
Comment :
Method : \\DenSvr03\Public\chem\GCS\GC_D2.i\0630091.B\8141A-1.m
Meth Date : 01-Jul-2009 08:30 GC_D2.i Quant Type: ISTD
Cal Date : 26-JUN-2009 21:13 Cal File: 009F0901.D
Als bottle: 3 Continuing Calibration Sample
Dil Factor: 1.00000
Integrator: Falcon Compound Sublist: 8141A.sub
Target Version: 4.14
Processing Host: DENPC075

	Compounds	RT	EXP RT	REL RT	RESPONSE	AMOUNTS CAL-AMT (ug/mL)	AMOUNTS ON-COL (ug/mL)
	1 o,o,o-TEPT	3.280	3.254	(0.184)	313405	3.00000	2.598
	2 Dichlorvos	4.081	4.074	(0.229)	199258	3.00000	2.660
	3 Mevinphos	5.736	5.739	(0.321)	93807	3.00000	2.279
$	4 Chlormefos	5.836	5.836	(0.327)	280570	3.00000	2.991
	5 Thionazin	7.505	7.507	(0.421)	246166	3.00000	2.875
	6 Demeton-O	7.646	7.649	(0.429)	72924	0.97500	0.8908
	7 Ethoprop	7.845	7.852	(0.440)	224430	3.00000	2.991
	8 Naled	8.055	8.057	(0.451)	31281	3.00000	1.735
*	9 Tributylphosphate	8.096	8.135	(1.000)	147633	2.00000	
	10 Sulfotepp	8.438	8.442	(0.473)	318037	3.00000	2.979
	11 Phorate	8.531	8.532	(0.478)	222961	3.00000	2.870
	12 Dimethoate	8.655	8.659	(0.485)	241149	3.00000	2.672
	13 Demeton-S	8.833	8.846	(0.495)	128188	2.04000	1.958
	14 Simazine	8.918	8.924	(0.500)	99312	3.00000	3.251
	15 Atrazine	9.086	9.094	(0.509)	114353	3.00000	3.267
	16 propazine	9.231	9.241	(0.517)	100451	3.00000	3.110
	17 Disulfoton	9.868	9.869	(0.553)	148883	3.00000	2.837
	18 Diazinon	9.898	9.902	(0.555)	247634	3.00000	2.967
	19 Methyl Parathion	10.715	10.717	(0.600)	154055	3.00000	2.910
	20 Ronnel	11.240	11.241	(0.630)	148559	3.00000	2.715
	21 Malathion	11.800	11.804	(0.661)	137670	3.00000	2.768
	22 Fenthion	11.930	11.932	(0.669)	155530	3.00000	2.890
	23 Parathion	12.018	12.019	(0.673)	167784	3.00000	2.930
	24 Chlorpyrifos	12.066	12.067	(0.676)	202063	3.00000	2.916
	25 Trichloronate	12.493	12.496	(0.700)	190053	3.00000	3.069
	26 Anilazine	12.816	12.817	(0.718)	11800	3.00000	2.239
	27 Merphos-A (Merphos)	13.196	13.199	(0.740)	155273	3.00000	3.006
	28 Tetrachlorvinphos (Stirophos)	13.816	13.824	(0.774)	78802	3.00000	2.295
	29 Tokuthion	14.448	14.449	(0.810)	180669	3.00000	3.044
	30 Merphos-B (Merphos Oxone)	14.646	14.651	(0.821)	44593	3.00000	3.212
	31 Carbophenothion-methyl	15.236	15.239	(0.854)	128137	3.00000	2.816
	32 Fensulfothion	15.361	15.361	(0.861)	133096	3.00000	2.712
	33 Bolstar / Famphur	16.051	16.053	(0.900)	316692	6.00000	5.577

		Compounds	RT	EXP RT	REL RT	RESPONSE	AMOUNTS CAL-AMT (ug/mL)	AMOUNTS ON-COL (ug/mL)
	34	Carbophenothion	16.195	16.197	(0.908)	158931	3.00000	2.790
$	35	Triphenyl phosphate	16.710	16.712	(0.936)	127629	3.00000	2.948(A)
	36	Phosmet	16.963	16.963	(0.951)	126080	3.00000	2.586
	37	EPN	17.150	17.151	(0.961)	132428	3.00000	2.824
	38	Azinphos-methyl	17.478	17.480	(0.979)	127260	3.00000	2.449
*	39	TOCP	17.845	17.846	(1.000)	85631	2.00000	
	40	Azinphos-ethyl	17.925	17.926	(1.004)	157666	3.00000	2.765
	41	Coumaphos	18.365	18.366	(1.029)	116199	3.00000	2.773
S	42	Merphos				199866	3.00000	3.063
M	43	Total Demeton				201112	3.00000	2.849

QC Flag Legend

A - Target compound detected but, quantitated amount exceeded maximum amount.

TestAmerica

INTERNAL STANDARD COMPOUNDS
AREA AND RT SUMMARY

Instrument ID: GC_D2.i
Lab File ID: 003F0301.D
Lab Smp Id: OPP L5 GSV0635
Analysis Type: SV
Quant Type: ISTD
Operator: MPK/TLW
Method File: \\DenSvr03\Public\chem\GCS\GC_D2.i\0630091.B\8141A-1.m
Misc Info: IS - GSV0633-09

Calibration Date: 01-JUL-2009
Calibration Time: 03:37
Client Smp ID: OPP L5 GSV0635
Level:
Sample Type:

COMPOUND	STANDARD	AREA LIMIT LOWER	AREA LIMIT UPPER	SAMPLE	%DIFF
9 Tributylphosphate	143482	71741	286964	147633	2.89
39 TOCP	70419	35210	140838	85631	21.60

COMPOUND	STANDARD	RT LIMIT LOWER	RT LIMIT UPPER	SAMPLE	%DIFF
9 Tributylphosphate	8.10	7.60	8.60	8.10	0.00
39 TOCP	17.84	17.34	18.34	17.85	0.01

AREA UPPER LIMIT = +100% of internal standard area.
AREA LOWER LIMIT = - 50% of internal standard area.
RT UPPER LIMIT = + 0.50 minutes of internal standard RT.
RT LOWER LIMIT = - 0.50 minutes of internal standard RT.



Data File: \\DenSvr03\Public\chem\GCS\GC_D2.i\0630091.B\003F0301.D
Date : 30-JUN-2009 18:02
Client ID: OPP L5 GSV0635
Sample Info: OPP L5 GSV0635
Column phase: RTx-1MS

Instrument: GC_D2.i
Operator: MPK/TLW
Column diameter: 0.32

Data File: \\DenSvr03\Public\chem\GCS\GC_D2.i\0630092.B/003F0301.D
Report Date: 07/01/2009

CONTINUING CALIBRATION COMPOUNDS
PERCENT DRIFT REPORT

Instrument ID: GC_D2.i
Lab File ID: 003F0301.D
Analysis Type: NONE

Injection Date: 30-JUN-2009 18:02
Lab Sample ID: OPP L5 GSV0635
Method File: \\DenSvr03\Public\chem\GCS\GC_D2.

	COMPOUND	EXPECTED CONC.	MEASURED CONC.	%D	MAX %D	
1	o,o,o-TEPT	3.0000	2.7911	7.0	15.0	
2	Dichlorvos	3.0000	2.8522	4.9	15.0	
3	Chlormefos	3.0000	3.1018	3.4	15.0	
4	Mevinphos	3.0000	2.6929	10.2	15.0	
5	Demeton-O	0.9750	0.9528	2.3	15.0	
6	Thionazin	3.0000	2.8797	4.0	15.0	
7	Ethoprop	3.0000	2.8971	3.4	15.0	
8	Phorate	3.0000	2.7764	7.5	15.0	
10	Naled	3.0000	2.2231	25.9	15.0	<-
146	Sulfotepp	3.0000	2.8394	5.4	15.0	
10	Simazine	3.0000	3.1333	4.4	15.0	
12	Diazinon	3.0000	2.9694	1.0	15.0	
150	Atrazine	3.0000	2.9092	3.0	15.0	
13	Propazine	3.0000	3.0129	0.4	15.0	
14	Disulfoton	3.0000	2.9554	1.5	15.0	
15	Demeton-S	2.0400	1.7703	13.2	15.0	
16	Dimethoate	3.0000	2.6958	10.1	15.0	
17	Ronnel	3.0000	2.7545	8.2	15.0	
148	Merphos-A (Merphos)	3.0000	3.2618	8.7	999.0	
18	Chlorpyrifos	3.0000	3.0023	0.1	15.0	
19	Fenthion	3.0000	2.9090	3.0	15.0	
20	Trichloronate	3.0000	2.9046	3.2	15.0	
21	Anilazine	3.0000	2.5089	16.4	15.0	<-
23	Methyl Parathion	3.0000	2.7081	9.7	15.0	
24	Malathion	3.0000	2.8376	5.4	15.0	
25	Tokuthion	3.0000	2.9545	1.5	15.0	
26	Parathion	3.0000	2.9783	0.7	15.0	
149	Merphos-B (Merphos Oxone)	3.0000	2.9480	1.7	999.0	
27	Tetrachlorvinphos (stirophos)	3.0000	2.4871	17.1	15.0	<-
28	Carbophenothion methyl	3.0000	2.9428	1.9	15.0	
28	Bolstar	3.0000	3.0766	2.6	15.0	
30	Carbophenothion	3.0000	3.1923	6.4	15.0	
29	Triphenyl phosphate	3.0000	3.0268	0.9	15.0	
30	Fensulfothion	3.0000	2.8481	5.1	15.0	
35	Phosmet / EPN	6.0000	5.4707	8.8	15.0	
33	Famphur	3.0000	2.8225	5.9	15.0	
34	Azinphos-methyl	3.0000	2.6624	11.3	15.0	
35	Azinphos-ethyl	3.0000	2.7366	8.8	15.0	
36	Coumaphos	3.0000	2.6460	11.8	15.0	

Data File: \\DenSvr03\Public\chem\GCS\GC_D2.i\0630092.B/003F0301.D
Report Date: 07/01/2009

CONTINUING CALIBRATION COMPOUNDS
PERCENT DRIFT REPORT

Instrument ID: GC_D2.i
Lab File ID: 003F0301.D
Analysis Type: NONE

Injection Date: 30-JUN-2009 18:02
Lab Sample ID: OPP L5 GSV0635
Method File: \\DenSvr03\Public\chem\GCS\GC_D2.

COMPOUND	EXPECTED CONC.	MEASURED CONC.	%D	MAX %D
22 Merphos	3.0000	3.0164	0.5	15.0
40 Total Demeton	3.0000	2.7231	9.2	15.0

Average %D = 6.26

TestAmerica

Data file : \\DenSvr03\Public\chem\GCS\GC_D2.i\0630092.B\003F0301.D
Lab Smp Id: OPP L5 GSV0635 Client Smp ID: OPP L5 GSV0635
Inj Date : 30-JUN-2009 18:02
Operator : MPK/TLW Inst ID: GC_D2.i
Smp Info : OPP L5 GSV0635
Misc Info :
Comment :
Method : \\DenSvr03\Public\chem\GCS\GC_D2.i\0630092.B\8141A-2.m
Meth Date : 01-Jul-2009 08:32 GC_D2.i Quant Type: ISTD
Cal Date : 26-JUN-2009 21:13 Cal File: 009F0901.D
Als bottle: 3 Continuing Calibration Sample
Dil Factor: 1.00000
Integrator: Falcon Compound Sublist: 8141A.sub
Target Version: 4.14
Processing Host: DENPC075

	Compounds	RT	EXP RT	REL RT	RESPONSE	AMOUNTS CAL-AMT (ug/mL)	AMOUNTS ON-COL (ug/mL)
	1 o,o,o-TEPT	4.735	4.731	(0.252)	291454	3.00000	2.791
	2 Dichlorvos	6.545	6.546	(0.348)	232562	3.00000	2.852
$	3 Chlormefos	7.383	7.384	(0.392)	254595	3.00000	3.102
	4 Mevinphos	9.232	9.234	(0.491)	147908	3.00000	2.693
	5 Demeton-O	9.732	9.734	(0.517)	49868	0.97500	0.9528
	6 Thionazin	9.982	9.984	(0.531)	236527	3.00000	2.880
	7 Ethoprop	10.495	10.499	(0.558)	177808	3.00000	2.897
	8 Phorate	10.537	10.539	(0.560)	197602	3.00000	2.776
	9 Naled	10.938	10.939	(0.581)	38720	3.00000	2.223
	10 Sulfotepp	11.013	11.017	(0.585)	304793	3.00000	2.839(A)
*	11 Tributylphosphate	11.108	11.116	(1.000)	134192	2.00000	
	12 Simazine	11.395	11.399	(0.606)	48171	3.00000	3.133(A)
	13 Diazinon	11.538	11.541	(0.613)	171442	3.00000	2.969
	14 Atrazine	11.578	11.584	(0.615)	90109	3.00000	2.909(A)
	15 Propazine	11.743	11.747	(0.624)	81163	3.00000	3.013
	16 Disulfoton	12.047	12.049	(0.640)	167304	3.00000	2.955
	17 Demeton-S	12.120	12.124	(0.644)	117848	2.04000	1.770
	18 Dimethoate	13.278	13.282	(0.706)	204531	3.00000	2.696
	19 Ronnel	13.585	13.587	(0.722)	140665	3.00000	2.754
	20 Merphos-A (Merphos)	13.687	13.689	(1.232)	158609	3.00000	3.262(A)
	21 Chlorpyrifos	14.408	14.409	(0.766)	155509	3.00000	3.002
	22 Fenthion	14.658	14.662	(0.779)	139756	3.00000	2.909
	23 Trichloronate	14.707	14.711	(0.782)	196459	3.00000	2.904
	24 Anilazine	15.213	15.216	(0.809)	11124	3.00000	2.509
	25 Methyl Parathion	15.518	15.519	(0.825)	140458	3.00000	2.708(A)
	26 Malathion	15.722	15.724	(0.836)	137873	3.00000	2.838
	27 Tokuthion	16.343	16.344	(0.869)	168080	3.00000	2.954
	28 Parathion	16.492	16.494	(0.877)	152211	3.00000	2.978(M)
	29 Merphos-B (Merphos Oxone)	16.513	16.517	(1.487)	44344	3.00000	2.948(AM)
	30 Tetrachlorvinphos (stirophos)	16.975	16.977	(0.902)	82225	3.00000	2.487
	31 Carbophenothion methyl	17.080	17.082	(0.908)	139450	3.00000	2.943
	32 Bolstar	17.440	17.440	(0.927)	153566	3.00000	3.076
	33 Carbophenothion	17.522	17.524	(0.931)	156685	3.00000	3.192(A)

	Compounds	RT	EXP RT	REL RT	RESPONSE	AMOUNTS CAL-AMT (ug/mL)	AMOUNTS ON-COL (ug/mL)
$	34 Triphenyl phosphate	18.278	18.281	(0.971)	121910	3.00000	3.027
	35 Fensulfothion	18.557	18.559	(0.986)	105325	3.00000	2.848
*	36 TOCP	18.815	18.816	(1.000)	80732	2.00000	
	37 Phosmet / EPN	18.908	18.909	(1.005)	225432	6.00000	5.471(A)
	38 Famphur	19.012	19.011	(1.010)	149453	3.00000	2.822
	39 Azinphos-methyl	19.147	19.147	(1.018)	128964	3.00000	2.662
	40 Azinphos-ethyl	19.367	19.366	(1.029)	126249	3.00000	2.737
	41 Coumaphos	20.348	20.347	(1.081)	93855	3.00000	2.646
S	42 Merphos				202953	3.00000	3.016(A)
M	43 Total Demeton				167716	3.00000	2.723

QC Flag Legend

A - Target compound detected but, quantitated amount exceeded maximum amount.
M - Compound response manually integrated.

TestAmerica

INTERNAL STANDARD COMPOUNDS
AREA AND RT SUMMARY

Instrument ID: GC_D2.i
Lab File ID: 003F0301.D
Lab Smp Id: OPP L5 GSV0635
Analysis Type: SV
Quant Type: ISTD
Operator: MPK/TLW
Method File: \\DenSvr03\Public\chem\GCS\GC_D2.i\0630092.B\8141A-2.m
Misc Info:

Calibration Date: 01-JUL-2009
Calibration Time: 03:37
Client Smp ID: OPP L5 GSV0635
Level:
Sample Type:

COMPOUND	STANDARD	AREA LIMIT LOWER	AREA LIMIT UPPER	SAMPLE	%DIFF
11 Tributylphosphate	122787	61394	245574	134192	9.29
36 TOCP	65573	32787	131146	80732	23.12

COMPOUND	STANDARD	RT LIMIT LOWER	RT LIMIT UPPER	SAMPLE	%DIFF
11 Tributylphosphate	11.11	10.61	11.61	11.11	0.02
36 TOCP	18.81	18.31	19.31	18.82	0.01

AREA UPPER LIMIT = +100% of internal standard area.
AREA LOWER LIMIT = - 50% of internal standard area.
RT UPPER LIMIT = + 0.50 minutes of internal standard RT.
RT LOWER LIMIT = - 0.50 minutes of internal standard RT.

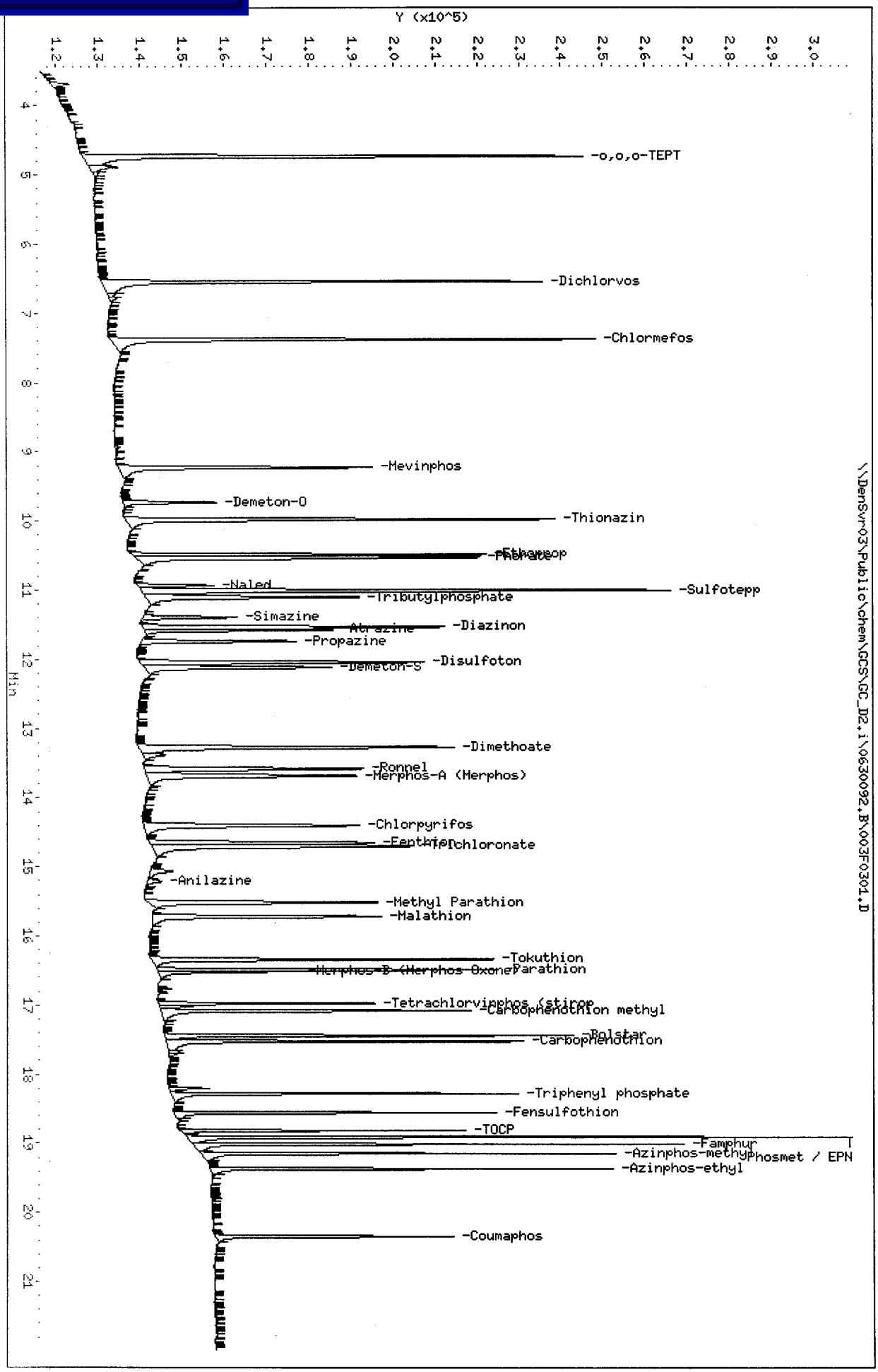

Data File: \\DenSvr03\Public\chem\GCS\GC_D2.i\0630092.B\003F0304.D
Date : 30-JUN-2009 18:02
Client ID: OPP L5 GSV0635
Sample Info: OPP L5 GSV0635
Column phase: RTx-OPPest

Instrument: GC_D2.i
Operator: MPK/TLW
Column diameter: 0.32

Data File Name: 003F0301.D
Inj. Date and Time: 30-JUN-2009 18:02
Instrument ID: GC_D2.i
Client ID: OPP L5 GSV0635
Compound Name: Parathion
CAS #:

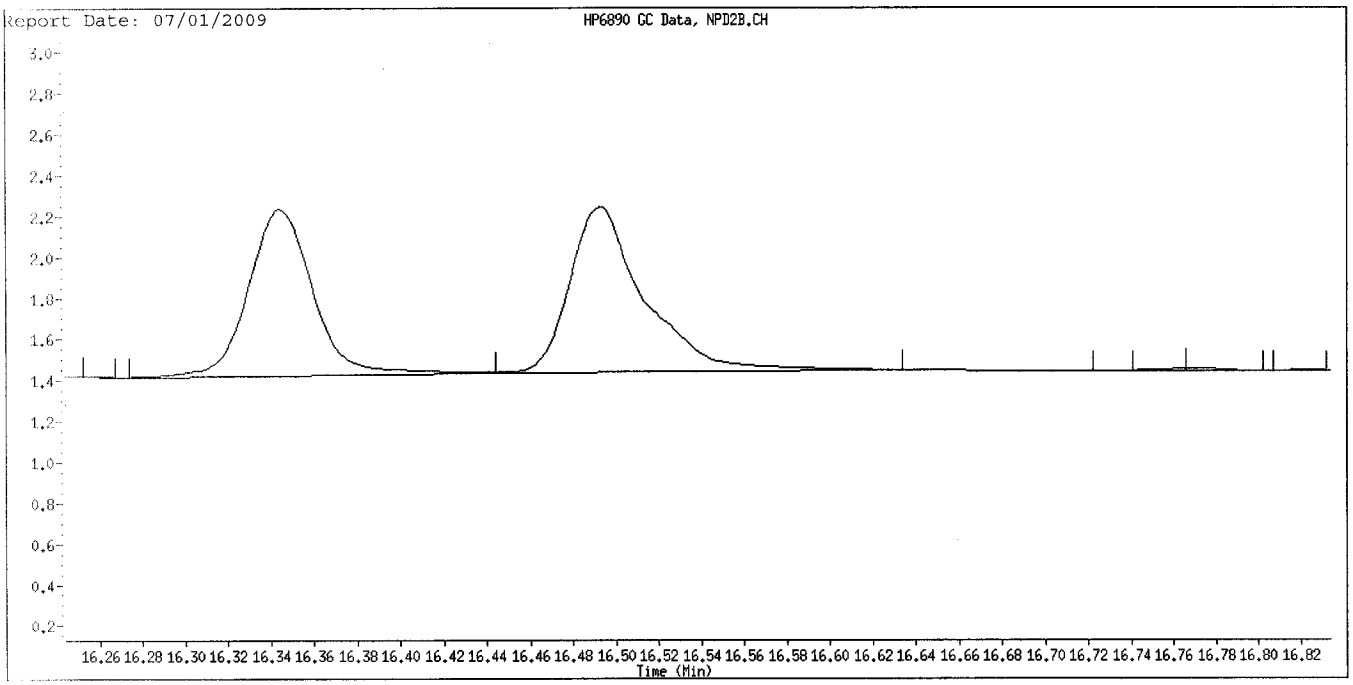

Original Integration

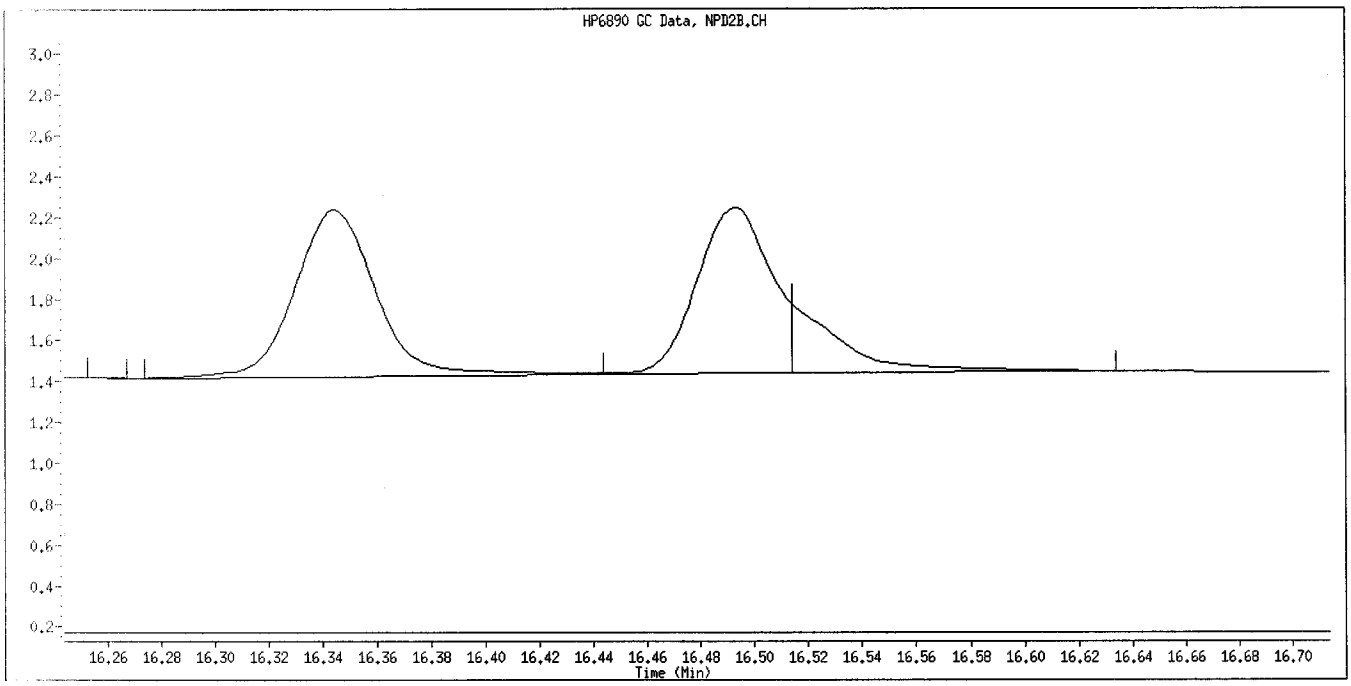

Manual Integration

Manually Integrated By: williamst
Manual Integration Reason: Baseline Event

7/1/09

Inj. Date and Time: 30-JUN-2009 18:02
Instrument ID: GC_D2.i
Client ID: OPP L5 GSV0635
Compound Name: Merphos-B (Merphos Oxone)
CAS #:
Report Date: 07/01/2009

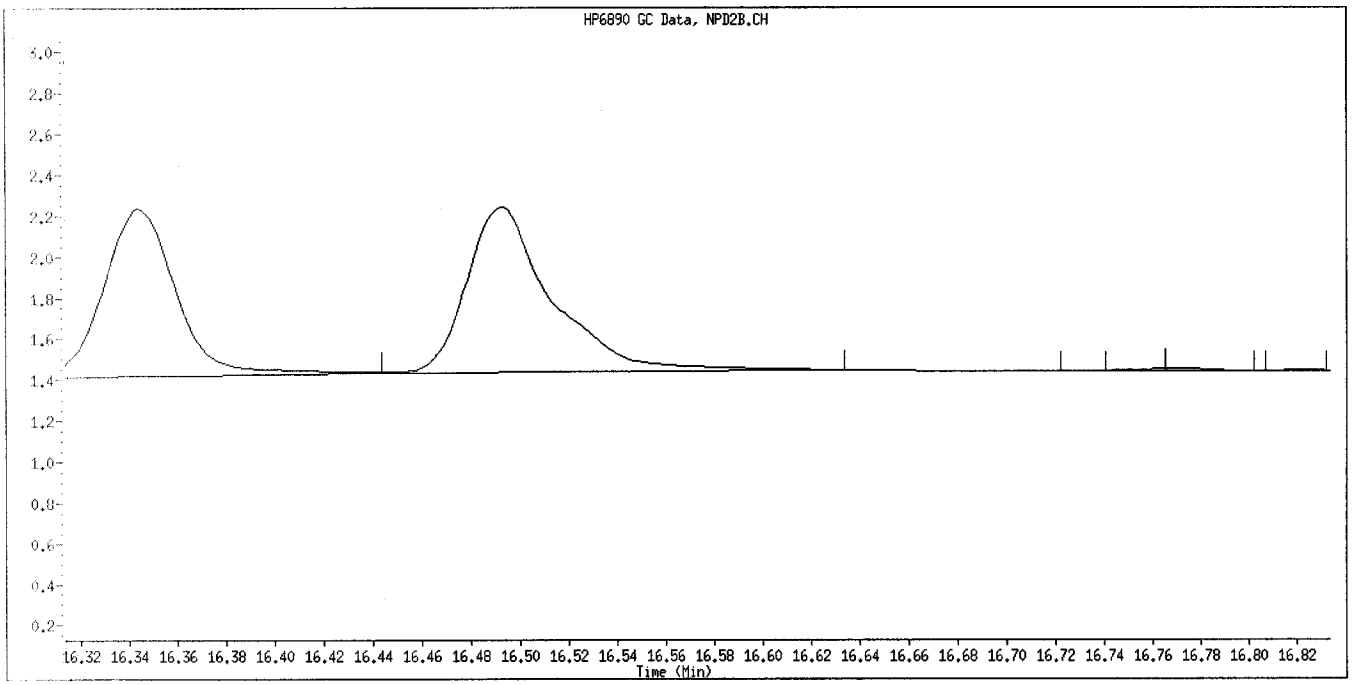

Original Integration

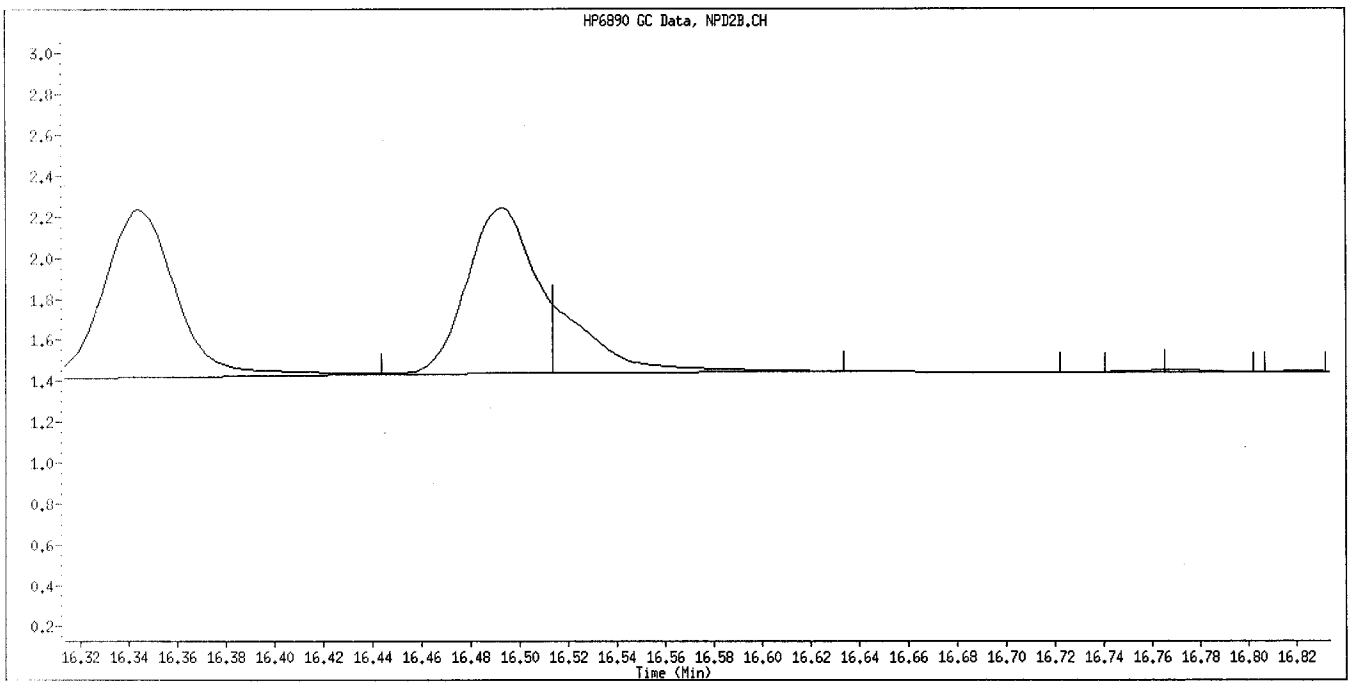

Manual Integration

Manually Integrated By: williamst
Manual Integration Reason: Baseline Event

7/1/09

Data File: \\DenSvr03\Public\chem\GCS\GC_D2.i\0630091.B/016F1601.D
Report Date: 07/01/2009

CONTINUING CALIBRATION COMPOUNDS
PERCENT DRIFT REPORT

Instrument ID: GC_D2.i
Lab File ID: 016F1601.D
Analysis Type: NONE

Injection Date: 30-JUN-2009 23:58
Lab Sample ID: OPP L5 GSV0635
Method File: \\DenSvr03\Public\chem\GCS\GC_D2.

	COMPOUND	EXPECTED CONC.	MEASURED CONC.	%D	MAX %D
1	o,o,o-TEPT	3.0000	2.7723	7.6	15.0
2	Dichlorvos	3.0000	2.6730	10.9	15.0
3	Mevinphos	3.0000	2.8232	5.9	15.0
4	Chlormefos	3.0000	3.1451	4.8	15.0
5	Thionazin	3.0000	2.9579	1.4	15.0
6	Demeton-O	0.9750	0.9032	7.4	15.0
7	Ethoprop	3.0000	3.0852	2.8	15.0
8	Naled	3.0000	2.5947	13.5	15.0
9	Sulfotepp	3.0000	3.1503	5.0	15.0
10	Phorate	3.0000	2.9700	1.0	15.0
11	Dimethoate	3.0000	2.9654	1.2	15.0
12	Demeton-S	2.0400	2.1190	3.9	15.0
13	Simazine	3.0000	2.9385	2.1	15.0
14	Atrazine	3.0000	3.2208	7.4	15.0
15	propazine	3.0000	3.1414	4.7	15.0
17	Disulfoton	3.0000	3.0303	1.0	15.0
16	Diazinon	3.0000	3.0626	2.1	15.0
18	Methyl Parathion	3.0000	3.1469	4.9	15.0
19	Ronnel	3.0000	2.6769	10.8	15.0
20	Malathion	3.0000	3.0648	2.2	15.0
21	Fenthion	3.0000	3.0279	0.9	15.0
22	Parathion	3.0000	3.1691	5.6	15.0
23	Chlorpyrifos	3.0000	3.0843	2.8	15.0
24	Trichloronate	3.0000	3.1824	6.1	15.0
25	Anilazine	3.0000	2.6149	12.8	15.0
148	Merphos-A (Merphos)	3.0000	3.1037	3.5	999.0
26	Tetrachlorvinphos (Stirophos)	3.0000	2.5874	13.8	15.0
28	Tokuthion	3.0000	3.2174	7.2	15.0
149	Merphos-B (Merphos Oxone)	3.0000	3.8489	28.3	999.0
29	Carbophenothion-methyl	3.0000	3.0763	2.5	15.0
29	Fensulfothion	3.0000	2.9388	2.0	15.0
30	Bolstar / Famphur	6.0000	5.9973	0.0	15.0
32	Carbophenothion	3.0000	3.0314	1.0	15.0
31	Triphenyl phosphate	3.0000	3.1662	5.5	15.0
34	Phosmet	3.0000	2.8691	4.4	15.0
32	EPN	3.0000	3.2340	7.8	15.0
33	Azinphos-methyl	3.0000	2.7279	9.1	15.0
35	Azinphos-ethyl	3.0000	2.9005	3.3	15.0
36	Coumaphos	3.0000	3.1738	5.8	15.0

\\DenSvr03\Public\chem\GCS\GC_D2.i\0630091.B/016F1601.D
Report Date: 07/01/2009

CONTINUING CALIBRATION COMPOUNDS
PERCENT DRIFT REPORT

Instrument ID: GC_D2.i
Lab File ID: 016F1601.D
Analysis Type: NONE

Injection Date: 30-JUN-2009 23:58
Lab Sample ID: OPP L5 GSV0635
Method File: \\DenSvr03\Public\chem\GCS\GC_D2.

COMPOUND	EXPECTED CONC.	MEASURED CONC.	%D	MAX %D
27 Merphos	3.0000	3.2773	9.2	15.0
40 Total Demeton	3.0000	3.0223	0.7	15.0

Average %D = 5.68

TestAmerica

Data file : \\DenSvr03\Public\chem\GCS\GC_D2.i\0630091.B\016F1601.D
Lab Smp Id: OPP L5 GSV0635 Client Smp ID: OPP L5 GSV0635
Inj Date : 30-JUN-2009 23:58
Operator : MPK/TLW Inst ID: GC_D2.i
Smp Info : OPP L5 GSV0635
Misc Info : IS - GSV0633-09
Comment :
Method : \\DenSvr03\Public\chem\GCS\GC_D2.i\0630091.B\8141A-1.m
Meth Date : 01-Jul-2009 08:30 GC_D2.i Quant Type: ISTD
Cal Date : 26-JUN-2009 21:13 Cal File: 009F0901.D
Als bottle: 16 Continuing Calibration Sample
Dil Factor: 1.00000
Integrator: Falcon Compound Sublist: 8141A.sub
Target Version: 4.14
Processing Host: DENPC075

	Compounds	RT	EXP RT	REL RT	RESPONSE	AMOUNTS CAL-AMT (ug/mL)	AMOUNTS ON-COL (ug/mL)
	1 o,o,o-TEPT	3.250	3.254	(0.182)	277172	3.00000	2.772
	2 Dichlorvos	4.067	4.074	(0.228)	165954	3.00000	2.673
	3 Mevinphos	5.730	5.739	(0.321)	96282	3.00000	2.823
$	4 Chlormefos	5.830	5.836	(0.327)	244519	3.00000	3.145
	5 Thionazin	7.502	7.507	(0.420)	209867	3.00000	2.958
	6 Demeton-O	7.642	7.649	(0.428)	61255	0.97500	0.9032
	7 Ethoprop	7.840	7.852	(0.439)	191824	3.00000	3.085
	8 Naled	8.052	8.057	(0.451)	40380	3.00000	2.595
*	9 Tributylphosphate	8.095	8.135	(1.000)	131201	2.00000	
	10 Sulfotepp	8.435	8.442	(0.473)	278367	3.00000	3.150
	11 Phorate	8.527	8.532	(0.478)	191242	3.00000	2.970
	12 Dimethoate	8.652	8.659	(0.485)	221815	3.00000	2.965
	13 Demeton-S	8.832	8.846	(0.495)	114936	2.04000	2.119
	14 Simazine	8.915	8.924	(0.500)	74187	3.00000	2.938
	15 Atrazine	9.085	9.094	(0.509)	93415	3.00000	3.221
	16 propazine	9.230	9.241	(0.517)	84068	3.00000	3.141
	17 Disulfoton	9.863	9.869	(0.553)	131662	3.00000	3.030
	18 Diazinon	9.895	9.902	(0.555)	211833	3.00000	3.062
	19 Methyl Parathion	10.713	10.717	(0.600)	138041	3.00000	3.147
	20 Ronnel	11.237	11.241	(0.630)	121380	3.00000	2.677
	21 Malathion	11.795	11.804	(0.661)	126120	3.00000	3.065
	22 Fenthion	11.928	11.932	(0.668)	135019	3.00000	3.028
	23 Parathion	12.015	12.019	(0.673)	150395	3.00000	3.169
	24 Chlorpyrifos	12.065	12.067	(0.676)	177089	3.00000	3.084
	25 Trichloronate	12.492	12.496	(0.700)	163307	3.00000	3.182
	26 Anilazine	12.813	12.817	(0.718)	11821	3.00000	2.615
	27 Merphos-A (Merphos)	13.195	13.199	(0.739)	132881	3.00000	3.104
	28 Tetrachlorvinphos (Stirophos)	13.813	13.824	(0.774)	73622	3.00000	2.587
	29 Tokuthion	14.445	14.449	(0.810)	158268	3.00000	3.217
	30 Merphos-B (Merphos Oxone)	14.642	14.651	(0.821)	44325	3.00000	3.849
	31 Carbophenothion-methyl	15.233	15.239	(0.854)	115782	3.00000	3.076
	32 Fensulfothion	15.358	15.361	(0.861)	119843	3.00000	2.939
	33 Bolstar / Famphur	16.048	16.053	(0.899)	282234	6.00000	5.997

		Compounds	RT	EXP RT	REL RT	RESPONSE	AMOUNTS CAL-AMT (ug/mL)	AMOUNTS ON-COL (ug/mL)
	34	Carbophenothion	16.193	16.197	(0.908)	143115	3.00000	3.031
$	35	Triphenyl phosphate	16.708	16.712	(0.936)	113596	3.00000	3.166(A)
	36	Phosmet	16.962	16.963	(0.951)	115942	3.00000	2.869
	37	EPN	17.148	17.151	(0.961)	125943	3.00000	3.234
	38	Azinphos-methyl	17.477	17.480	(0.979)	117466	3.00000	2.728
*	39	TOCP	17.843	17.846	(1.000)	70963	2.00000	
	40	Azinphos-ethyl	17.923	17.926	(1.004)	136719	3.00000	2.900
	41	Coumaphos	18.363	18.366	(1.029)	110230	3.00000	3.174
S	42	Merphos				177206	3.00000	3.277
M	43	Total Demeton				176191	3.00000	3.022

QC Flag Legend

A - Target compound detected but, quantitated amount exceeded maximum amount.

TestAmerica

INTERNAL STANDARD COMPOUNDS
AREA AND RT SUMMARY

Instrument ID: GC_D2.i
Lab File ID: 016F1601.D
Lab Smp Id: OPP L5 GSV0635
Analysis Type: SV
Quant Type: ISTD
Operator: MPK/TLW
Method File: \\DenSvr03\Public\chem\GCS\GC_D2.i\0630091.B\8141A-1.m
Misc Info: IS - GSV0633-09

Calibration Date: 30-JUN-2009
Calibration Time: 18:02
Client Smp ID: OPP L5 GSV0635
Level:
Sample Type:

COMPOUND	STANDARD	AREA LIMIT LOWER	AREA LIMIT UPPER	SAMPLE	%DIFF
9 Tributylphosphate	147633	73817	295266	131201	-11.13
39 TOCP	85631	42816	171262	70963	-17.13

COMPOUND	STANDARD	RT LIMIT LOWER	RT LIMIT UPPER	SAMPLE	%DIFF
9 Tributylphosphate	8.10	7.60	8.60	8.10	-0.02
39 TOCP	17.85	17.35	18.35	17.84	-0.01

AREA UPPER LIMIT = +100% of internal standard area.
AREA LOWER LIMIT = - 50% of internal standard area.
RT UPPER LIMIT = + 0.50 minutes of internal standard RT.
RT LOWER LIMIT = - 0.50 minutes of internal standard RT.



Data File: \\DenSvr03\Public\chem\GCS\GC_D2,i\0630091.B\016F1601.D
Date : 30-JUN-2009 23:58
Client ID: OPP L5 GSV0635
Sample Info: OPP L5 GSV0635
Column phase: RTx-1MS

Instrument: GC_D2,i
Operator: MPK/TLW
Column diameter: 0.32

r03\Public\chem\GCS\GC_D2.i\0630092.B/016F1601.D
Report Date: 07/01/2009

CONTINUING CALIBRATION COMPOUNDS
PERCENT DRIFT REPORT

Instrument ID: GC_D2.i
Lab File ID: 016F1601.D
Analysis Type: NONE

Injection Date: 30-JUN-2009 23:58
Lab Sample ID: OPP L5 GSV0635
Method File: \\DenSvr03\Public\chem\GCS\GC_D2.

	COMPOUND	EXPECTED CONC.	MEASURED CONC.	%D	MAX %D	
1	o,o,o-TEPT	3.0000	2.6368	12.1	15.0	
2	Dichlorvos	3.0000	2.6533	11.6	15.0	
3	Chlormefos	3.0000	2.7861	7.1	15.0	
4	Mevinphos	3.0000	2.9664	1.1	15.0	
5	Demeton-O	0.9750	0.9882	1.4	15.0	
6	Thionazin	3.0000	2.9204	2.7	15.0	
7	Ethoprop	3.0000	2.7651	7.8	15.0	
8	Phorate	3.0000	3.1758	5.9	15.0	
10	Naled	3.0000	2.7153	9.5	15.0	
146	Sulfotepp	3.0000	2.9573	1.4	15.0	
10	Simazine	3.0000	2.8191	6.0	15.0	
12	Diazinon	3.0000	2.9603	1.3	15.0	
150	Atrazine	3.0000	3.1422	4.7	15.0	
13	Propazine	3.0000	3.1299	4.3	15.0	
14	Disulfoton	3.0000	3.0092	0.3	15.0	
15	Demeton-S	2.0400	2.0058	1.7	15.0	
16	Dimethoate	3.0000	2.9403	2.0	15.0	
17	Ronnel	3.0000	2.6683	11.1	15.0	
148	Merphos-A (Merphos)	3.0000	3.0026	0.1	999.0	
18	Chlorpyrifos	3.0000	2.9514	1.6	15.0	
19	Fenthion	3.0000	2.9426	1.9	15.0	
20	Trichloronate	3.0000	2.8904	3.7	15.0	
21	Anilazine	3.0000	2.0686	31.0	15.0	<-
23	Methyl Parathion	3.0000	3.0026	0.1	15.0	
24	Malathion	3.0000	3.0056	0.2	15.0	
25	Tokuthion	3.0000	2.9507	1.6	15.0	
26	Parathion	3.0000	3.0408	1.4	15.0	
149	Merphos-B (Merphos Oxone)	3.0000	3.0460	1.5	999.0	
27	Tetrachlorvinphos (stirophos)	3.0000	2.6185	12.7	15.0	
28	Carbophenothion methyl	3.0000	3.0418	1.4	15.0	
28	Bolstar	3.0000	3.1319	4.4	15.0	
30	Carbophenothion	3.0000	3.4194	14.0	15.0	
29	Triphenyl phosphate	3.0000	3.1849	6.2	15.0	
30	Fensulfothion	3.0000	2.7512	8.3	15.0	
35	Phosmet / EPN	6.0000	5.6974	5.0	15.0	
33	Famphur	3.0000	2.7294	9.0	15.0	
34	Azinphos-methyl	3.0000	2.5817	13.9	15.0	
35	Azinphos-ethyl	3.0000	2.8420	5.3	15.0	
36	Coumaphos	3.0000	3.0500	1.7	15.0	

r03\Public\chem\GCS\GC_D2.i\0630092.B/016F1601.D
Report Date: 07/01/2009

CONTINUING CALIBRATION COMPOUNDS
PERCENT DRIFT REPORT

Instrument ID: GC_D2.i
Lab File ID: 016F1601.D
Analysis Type: NONE

Injection Date: 30-JUN-2009 23:58
Lab Sample ID: OPP L5 GSV0635
Method File: \\DenSvr03\Public\chem\GCS\GC_D2.

COMPOUND	EXPECTED CONC.	MEASURED CONC.	%D	MAX %D
22 Merphos	3.0000	2.9883	0.4	15.0
40 Total Demeton	3.0000	2.9940	0.2	15.0

Average %D = 5.31

TestAmerica

Data file : \\DenSvr03\Public\chem\GCS\GC_D2.i\0630092.B\016F1601.D
Lab Smp Id: OPP L5 GSV0635 Client Smp ID: OPP L5 GSV0635
Inj Date : 30-JUN-2009 23:58
Operator : MPK/TLW Inst ID: GC_D2.i
Smp Info : OPP L5 GSV0635
Misc Info :
Comment :
Method : \\DenSvr03\Public\chem\GCS\GC_D2.i\0630092.B\8141A-2.m
Meth Date : 01-Jul-2009 08:32 GC_D2.i Quant Type: ISTD
Cal Date : 26-JUN-2009 21:13 Cal File: 009F0901.D
Als bottle: 16 Continuing Calibration Sample
Dil Factor: 1.00000
Integrator: Falcon Compound Sublist: 8141A.sub
Target Version: 4.14
Processing Host: DENPC075

	Compounds	RT	EXP RT	REL RT	RESPONSE	AMOUNTS CAL-AMT (ug/mL)	AMOUNTS ON-COL (ug/mL)
	1 o,o,o-TEPT	4.724	4.731	(0.251)	234259	3.00000	2.637
	2 Dichlorvos	6.540	6.546	(0.348)	184066	3.00000	2.653
$	3 Chlormefos	7.379	7.384	(0.392)	194568	3.00000	2.786
	4 Mevinphos	9.230	9.234	(0.491)	138619	3.00000	2.966
	5 Demeton-O	9.729	9.734	(0.517)	44004	0.97500	0.9882
	6 Thionazin	9.980	9.984	(0.530)	204082	3.00000	2.920
	7 Ethoprop	10.494	10.499	(0.558)	144385	3.00000	2.765
	8 Phorate	10.534	10.539	(0.560)	192303	3.00000	3.176
	9 Naled	10.935	10.939	(0.581)	41239	3.00000	2.715
	10 Sulfotepp	11.014	11.017	(0.585)	270086	3.00000	2.957(A)
*	11 Tributylphosphate	11.107	11.116	(1.000)	119701	2.00000	
	12 Simazine	11.395	11.399	(0.606)	36875	3.00000	2.819(A)
	13 Diazinon	11.537	11.541	(0.613)	145412	3.00000	2.960
	14 Atrazine	11.579	11.584	(0.615)	83340	3.00000	3.142(A)
	15 Propazine	11.742	11.747	(0.624)	71788	3.00000	3.130
	16 Disulfoton	12.045	12.049	(0.640)	144934	3.00000	3.009
	17 Demeton-S	12.120	12.124	(0.644)	114566	2.04000	2.006
	18 Dimethoate	13.277	13.282	(0.706)	189800	3.00000	2.940
	19 Ronnel	13.584	13.587	(0.722)	115936	3.00000	2.668
	20 Merphos-A (Merphos)	13.685	13.689	(1.232)	130240	3.00000	3.003(A)
	21 Chlorpyrifos	14.405	14.409	(0.766)	130064	3.00000	2.951
	22 Fenthion	14.657	14.662	(0.779)	120277	3.00000	2.943
	23 Trichloronate	14.705	14.711	(0.782)	166305	3.00000	2.890
	24 Anilazine	15.207	15.216	(0.808)	7804	3.00000	2.068
	25 Methyl Parathion	15.515	15.519	(0.825)	132497	3.00000	3.002(A)
	26 Malathion	15.722	15.724	(0.836)	124249	3.00000	3.006
	27 Tokuthion	16.344	16.344	(0.869)	142819	3.00000	2.951
	28 Parathion	16.490	16.494	(0.877)	132223	3.00000	3.041(M)
	29 Merphos-B (Merphos Oxone)	16.514	16.517	(1.487)	40826	3.00000	3.046(AM)
	30 Tetrachlorvinphos (stirophos)	16.974	16.977	(0.902)	73652	3.00000	2.618
	31 Carbophenothion methyl	17.079	17.082	(0.908)	122634	3.00000	3.042
	32 Bolstar	17.439	17.440	(0.927)	133004	3.00000	3.132
	33 Carbophenothion	17.520	17.524	(0.931)	142792	3.00000	3.419(A)

	Compounds	RT	EXP RT	REL RT	RESPONSE	AMOUNTS CAL-AMT (ug/mL)	AMOUNTS ON-COL (ug/mL)
$	34 Triphenyl phosphate	18.277	18.281	(0.971)	109137	3.00000	3.185
	35 Fensulfothion	18.557	18.559	(0.986)	86564	3.00000	2.751
*	36 TOCP	18.814	18.816	(1.000)	68687	2.00000	
	37 Phosmet / EPN	18.907	18.909	(1.005)	199625	6.00000	5.697(A)
	38 Famphur	19.010	19.011	(1.010)	122962	3.00000	2.729
	39 Azinphos-methyl	19.145	19.147	(1.018)	106398	3.00000	2.582
	40 Azinphos-ethyl	19.365	19.366	(1.029)	111549	3.00000	2.842
	41 Coumaphos	20.347	20.347	(1.081)	92042	3.00000	3.050
S	42 Merphos				171066	3.00000	2.988(A)
M	43 Total Demeton				158570	3.00000	2.994

QC Flag Legend

A - Target compound detected but, quantitated amount exceeded maximum amount.
M - Compound response manually integrated.

TestAmerica

INTERNAL STANDARD COMPOUNDS
AREA AND RT SUMMARY

Instrument ID: GC_D2.i
Lab File ID: 016F1601.D
Lab Smp Id: OPP L5 GSV0635
Analysis Type: SV
Quant Type: ISTD
Operator: MPK/TLW
Method File: \\DenSvr03\Public\chem\GCS\GC_D2.i\0630092.B\8141A-2.m
Misc Info:

Calibration Date: 30-JUN-2009
Calibration Time: 18:02
Client Smp ID: OPP L5 GSV0635
Level:
Sample Type:

COMPOUND	STANDARD	AREA LIMIT LOWER	AREA LIMIT UPPER	SAMPLE	%DIFF
11 Tributylphosphate	134192	67096	268384	119701	-10.80
36 TOCP	80732	40366	161464	68687	-14.92

COMPOUND	STANDARD	RT LIMIT LOWER	RT LIMIT UPPER	SAMPLE	%DIFF
11 Tributylphosphate	11.11	10.61	11.61	11.11	-0.01
36 TOCP	18.82	18.32	19.32	18.81	-0.01

AREA UPPER LIMIT = +100% of internal standard area.
AREA LOWER LIMIT = - 50% of internal standard area.
RT UPPER LIMIT = + 0.50 minutes of internal standard RT.
RT LOWER LIMIT = - 0.50 minutes of internal standard RT.

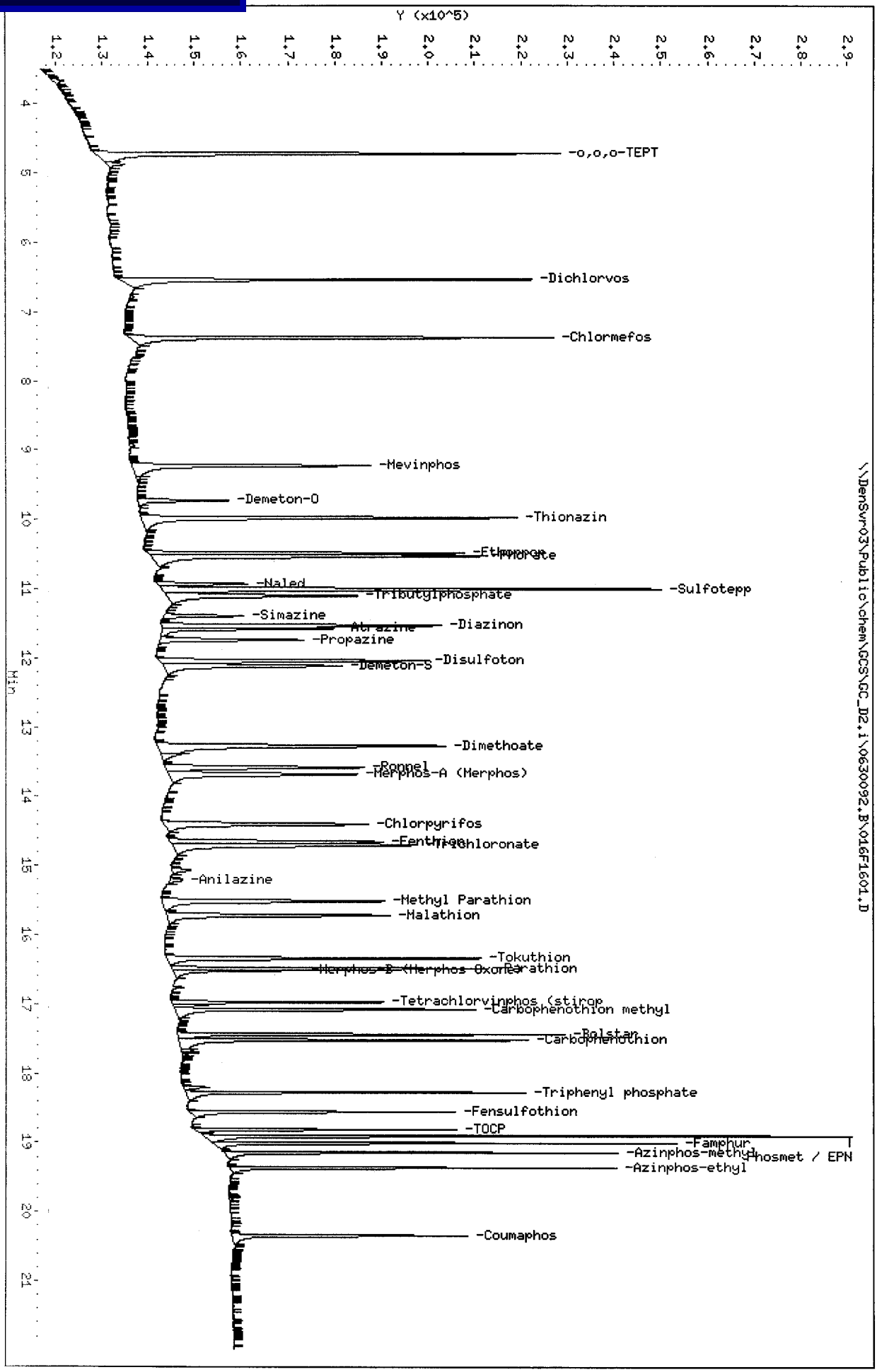

Data File: \\DenSvr03\Public\chem\GCS\GC_D2.i\0630092.B\016F1601.D
Date : 30-JUN-2009 23:58
Client ID: OPP L5 GSV0635
Sample Info: OPP L5 GSV0635
Column phase: RTx-OPPest

Instrument: GC_D2.i
Operator: MPK/TLW
Column diameter: 0.32

Data File Name: 016F1601.D
Inj. Date and Time: 30-JUN-2009 23:58
Instrument ID: GC_D2.i
Client ID: OPP L5 GSV0635
Compound Name: Parathion
CAS #:

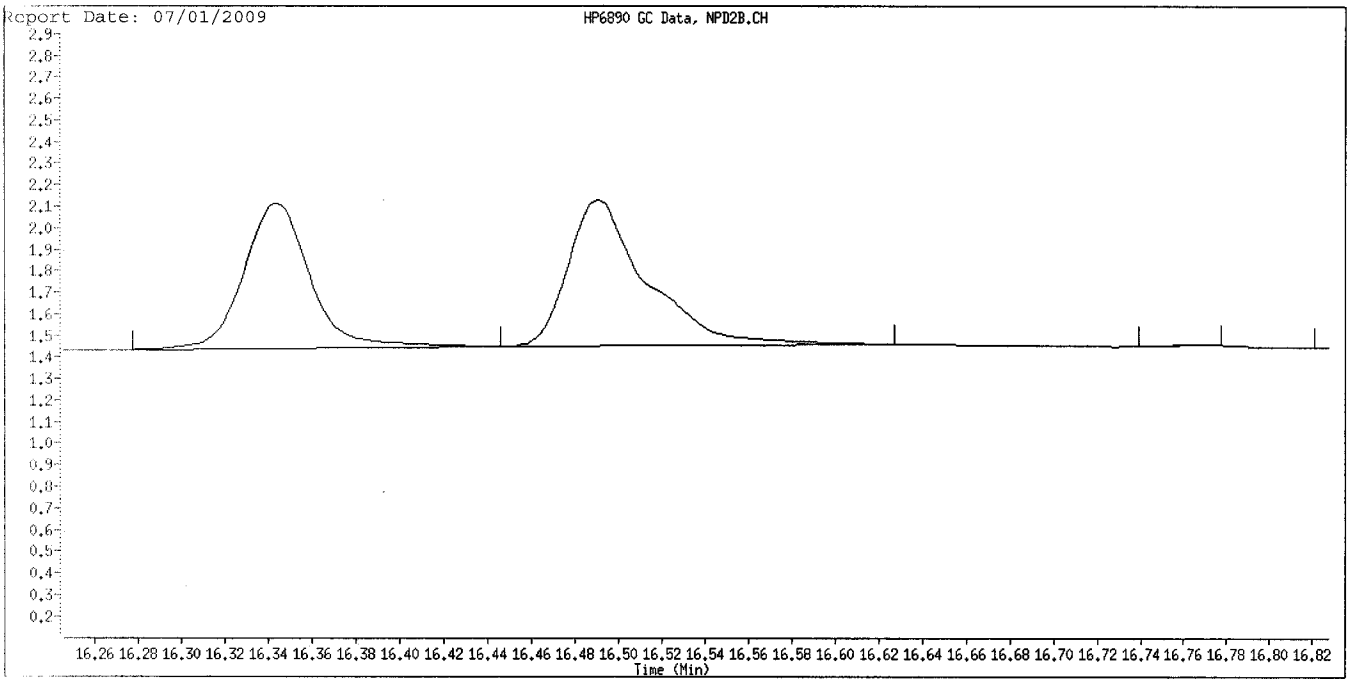

Original Integration

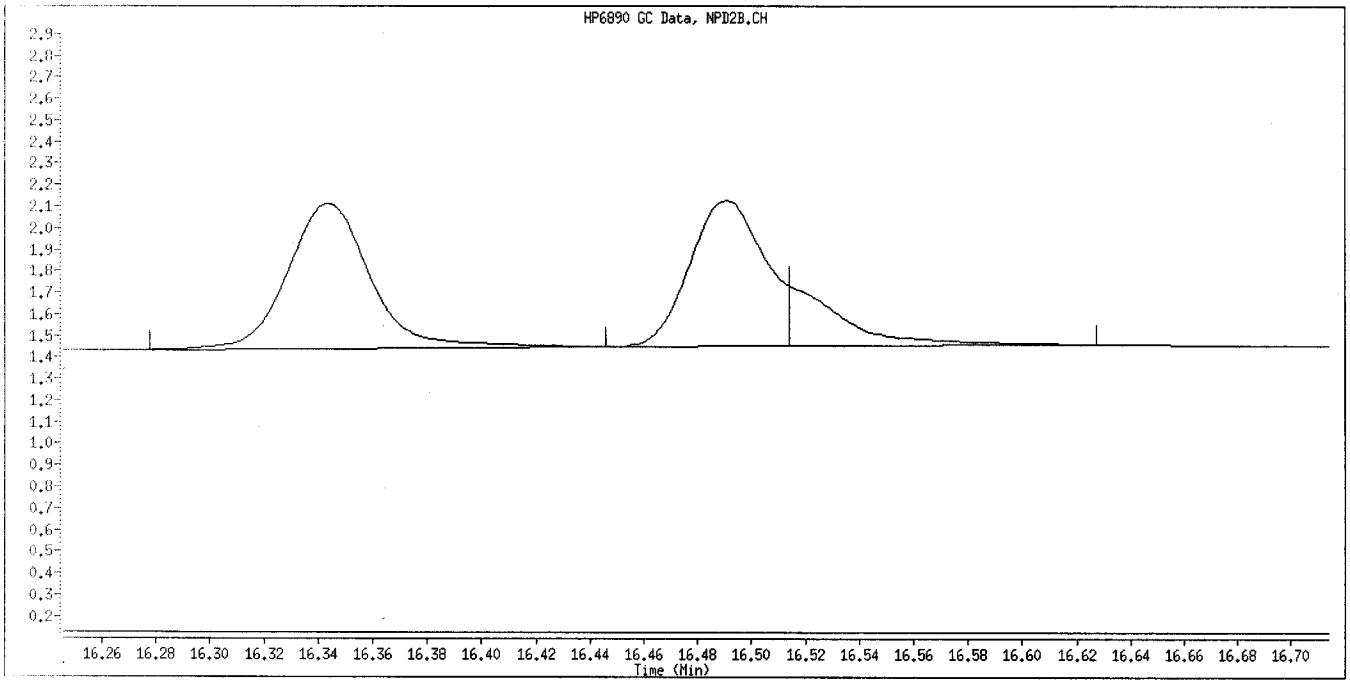

Manual Integration

Manually Integrated By: williamst
Manual Integration Reason: Baseline Event

7/1/09

Inj. Date and Time: 30-JUN-2009 23:58
Instrument ID: GC_D2.i
Client ID: OPP L5 GSV0635
Compound Name: Merphos-B (Merphos Oxone)
CAS #:
Report Date: 07/01/2009

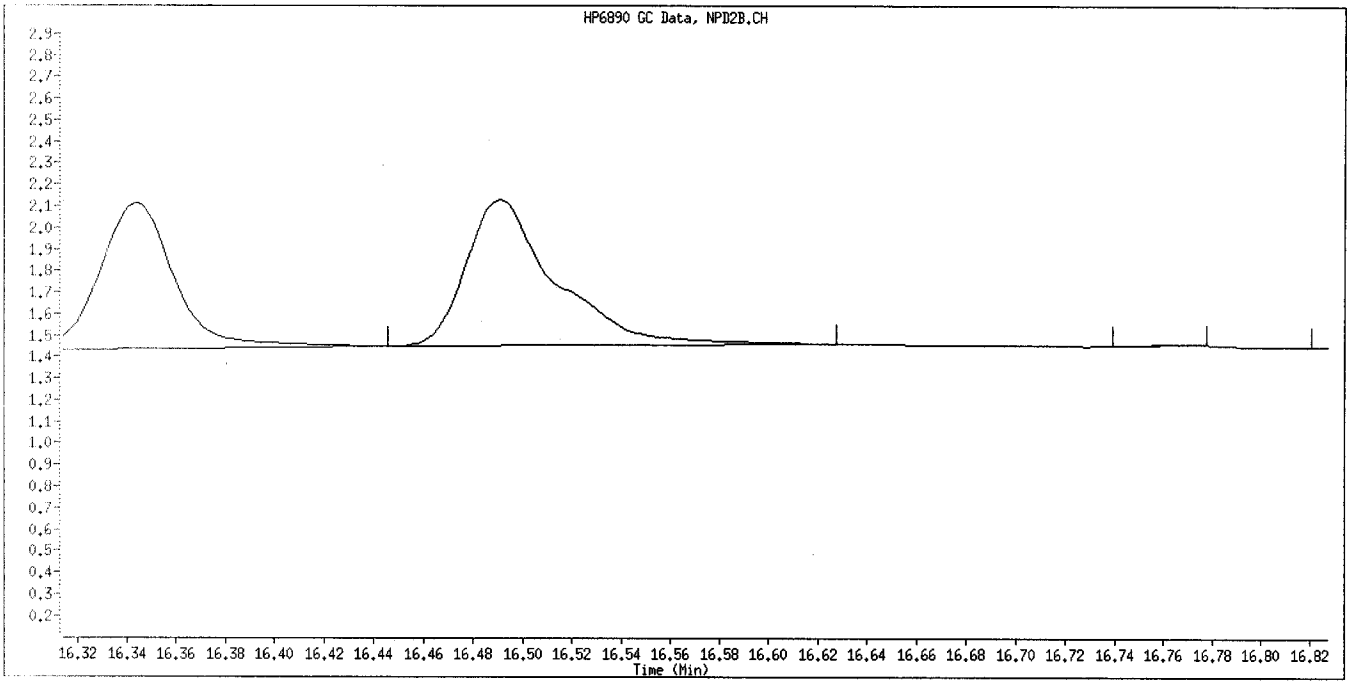

Original Integration

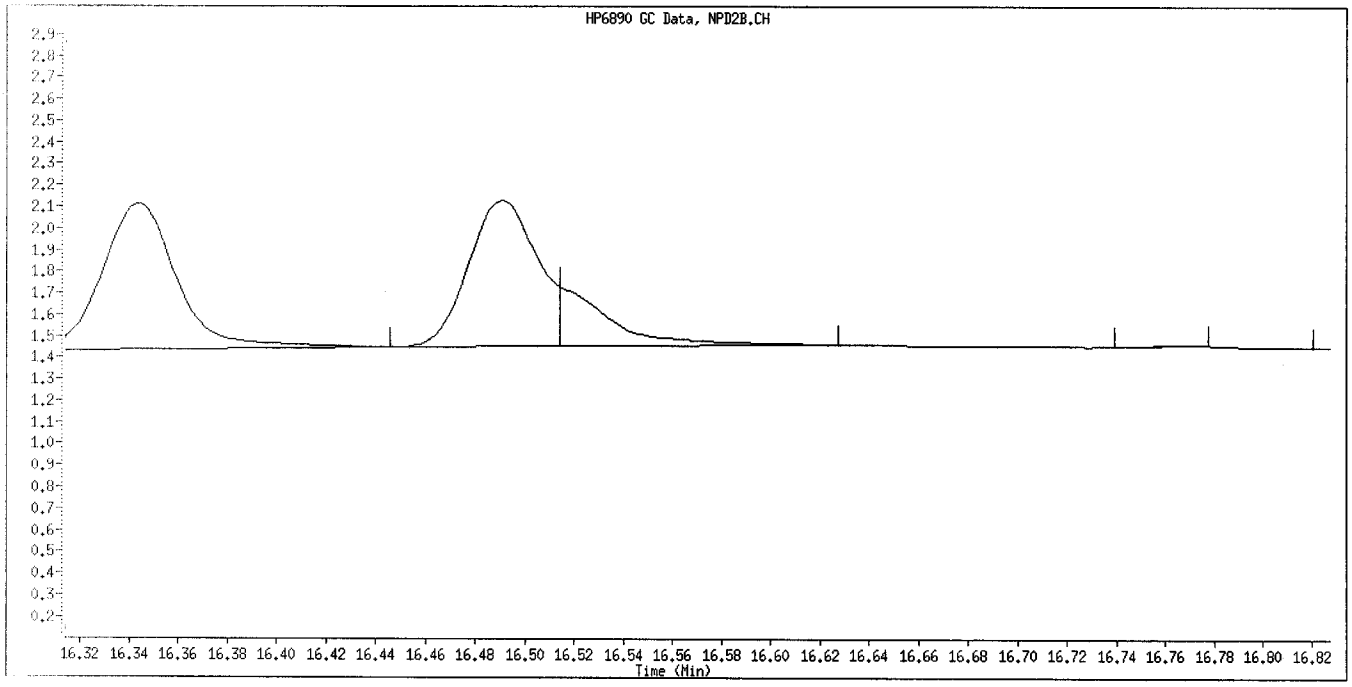

Manual Integration

Manually Integrated By: williamst
Manual Integration Reason: Baseline Event

7/1/09

r03\Public\chem\GCS\GC_D2.i\0630091.B/024F2401.D
Report Date: 07/01/2009

CONTINUING CALIBRATION COMPOUNDS
PERCENT DRIFT REPORT

Instrument ID: GC_D2.i
Lab File ID: 024F2401.D
Analysis Type: NONE

Injection Date: 01-JUL-2009 03:37
Lab Sample ID: OPP L5 GSV0635
Method File: \\DenSvr03\Public\chem\GCS\GC_D2.

	COMPOUND	EXPECTED CONC.	MEASURED CONC.	%D	MAX %D	
1	o,o,o-TEPT	3.0000	2.8238	5.9	15.0	
2	Dichlorvos	3.0000	2.6647	11.2	15.0	
3	Mevinphos	3.0000	2.6783	10.7	15.0	
4	Chlormefos	3.0000	3.0124	0.4	15.0	
5	Thionazin	3.0000	2.9851	0.5	15.0	
6	Demeton-O	0.9750	0.9365	3.9	15.0	
7	Ethoprop	3.0000	3.2757	9.2	15.0	
8	Naled	3.0000	2.6708	11.0	15.0	
9	Sulfotepp	3.0000	3.2408	8.0	15.0	
10	Phorate	3.0000	3.1880	6.3	15.0	
11	Dimethoate	3.0000	3.1315	4.4	15.0	
12	Demeton-S	2.0400	2.2708	11.3	15.0	
13	Simazine	3.0000	3.4613	15.4	15.0	<-
14	Atrazine	3.0000	3.4039	13.5	15.0	
15	propazine	3.0000	3.2361	7.9	15.0	
17	Disulfoton	3.0000	2.9931	0.2	15.0	
16	Diazinon	3.0000	3.1975	6.6	15.0	
18	Methyl Parathion	3.0000	3.1575	5.3	15.0	
19	Ronnel	3.0000	3.0628	2.1	15.0	
20	Malathion	3.0000	3.1102	3.7	15.0	
21	Fenthion	3.0000	3.1014	3.4	15.0	
22	Parathion	3.0000	3.1602	5.3	15.0	
23	Chlorpyrifos	3.0000	3.1772	5.9	15.0	
24	Trichloronate	3.0000	3.2378	7.9	15.0	
25	Anilazine	3.0000	2.4443	18.5	15.0	<-
148	Merphos-A (Merphos)	3.0000	3.2869	9.6	999.0	
26	Tetrachlorvinphos (Stirophos)	3.0000	2.6841	10.5	15.0	
28	Tokuthion	3.0000	3.2593	8.6	15.0	
149	Merphos-B (Merphos Oxone)	3.0000	3.6071	20.2	999.0	
29	Carbophenothion-methyl	3.0000	3.0811	2.7	15.0	
29	Fensulfothion	3.0000	2.8678	4.4	15.0	
30	Bolstar / Famphur	6.0000	6.0135	0.2	15.0	
32	Carbophenothion	3.0000	3.0327	1.1	15.0	
31	Triphenyl phosphate	3.0000	3.2408	8.0	15.0	
34	Phosmet	3.0000	2.8477	5.1	15.0	
32	EPN	3.0000	3.1699	5.7	15.0	
33	Azinphos-methyl	3.0000	2.7448	8.5	15.0	
35	Azinphos-ethyl	3.0000	2.9955	0.1	15.0	
36	Coumaphos	3.0000	2.9444	1.9	15.0	

\\DenSvr03\Public\chem\GCS\GC_D2.i\0630091.B/024F2401.D
Report Date: 07/01/2009

CONTINUING CALIBRATION COMPOUNDS
PERCENT DRIFT REPORT

Instrument ID: GC_D2.i
Lab File ID: 024F2401.D
Analysis Type: NONE

Injection Date: 01-JUL-2009 03:37
Lab Sample ID: OPP L5 GSV0635
Method File: \\DenSvr03\Public\chem\GCS\GC_D2.

COMPOUND	EXPECTED CONC.	MEASURED CONC.	%D	MAX %D
27 Merphos	3.0000	3.3705	12.4	15.0
40 Total Demeton	3.0000	3.2073	6.9	15.0

Average %D = 6.94

TestAmerica

Data file : \\DenSvr03\Public\chem\GCS\GC_D2.i\0630091.B\024F2401.D
Lab Smp Id: OPP L5 GSV0635 Client Smp ID: OPP L5 GSV0635
Inj Date : 01-JUL-2009 03:37
Operator : MPK/TLW Inst ID: GC_D2.i
Smp Info : OPP L5 GSV0635
Misc Info : IS - GSV0633-09
Comment :
Method : \\DenSvr03\Public\chem\GCS\GC_D2.i\0630091.B\8141A-1.m
Meth Date : 01-Jul-2009 08:29 GC_D2.i Quant Type: ISTD
Cal Date : 26-JUN-2009 21:13 Cal File: 009F0901.D
Als bottle: 24 Continuing Calibration Sample
Dil Factor: 1.00000
Integrator: Falcon Compound Sublist: 8141A.sub
Target Version: 4.14
Processing Host: DENPC075

	Compounds	RT	EXP RT	REL RT	RESPONSE	AMOUNTS CAL-AMT (ug/mL)	AMOUNTS ON-COL (ug/mL)
	1 o,o,o-TEPT	3.251	3.254	(0.182)	280156	3.00000	2.824
	2 Dichlorvos	4.068	4.074	(0.228)	164165	3.00000	2.665
	3 Mevinphos	5.733	5.739	(0.321)	90640	3.00000	2.678
$	4 Chlormefos	5.831	5.836	(0.327)	232400	3.00000	3.012
	5 Thionazin	7.503	7.507	(0.421)	210175	3.00000	2.985
	6 Demeton-O	7.643	7.649	(0.428)	62962	0.97500	0.9365
	7 Ethoprop	7.841	7.852	(0.439)	202108	3.00000	3.276
	8 Naled	8.051	8.057	(0.451)	41340	3.00000	2.671
*	9 Tributylphosphate	8.096	8.135	(1.000)	143482	2.00000	
	10 Sulfotepp	8.436	8.442	(0.473)	284003	3.00000	3.241
	11 Phorate	8.528	8.532	(0.478)	203704	3.00000	3.188
	12 Dimethoate	8.651	8.659	(0.485)	232442	3.00000	3.132
	13 Demeton-S	8.831	8.846	(0.495)	122223	2.04000	2.271
	14 Simazine	8.916	8.924	(0.500)	87084	3.00000	3.461
	15 Atrazine	9.085	9.094	(0.509)	97969	3.00000	3.404
	16 propazine	9.231	9.241	(0.517)	85940	3.00000	3.236
	17 Disulfoton	9.865	9.869	(0.553)	129070	3.00000	2.993
	18 Diazinon	9.896	9.902	(0.555)	219468	3.00000	3.197
	19 Methyl Parathion	10.713	10.717	(0.600)	137447	3.00000	3.158
	20 Ronnel	11.236	11.241	(0.630)	137816	3.00000	3.063
	21 Malathion	11.796	11.804	(0.661)	126982	3.00000	3.110
	22 Fenthion	11.928	11.932	(0.668)	137234	3.00000	3.101
	23 Parathion	12.016	12.019	(0.673)	148823	3.00000	3.160
	24 Chlorpyrifos	12.065	12.067	(0.676)	181021	3.00000	3.177
	25 Trichloronate	12.491	12.496	(0.700)	164874	3.00000	3.238
	26 Anilazine	12.815	12.817	(0.718)	10791	3.00000	2.444
	27 Merphos-A (Merphos)	13.193	13.199	(0.739)	139645	3.00000	3.287
	28 Tetrachlorvinphos (Stirophos)	13.813	13.824	(0.774)	75789	3.00000	2.684
	29 Tokuthion	14.445	14.449	(0.810)	159099	3.00000	3.259
	30 Merphos-B (Merphos Oxone)	14.643	14.651	(0.821)	41206	3.00000	3.607
	31 Carbophenothion-methyl	15.233	15.239	(0.854)	115068	3.00000	3.081
	32 Fensulfothion	15.358	15.361	(0.861)	115955	3.00000	2.868
	33 Bolstar / Famphur	16.050	16.053	(0.899)	280827	6.00000	6.014

	Compounds	RT	EXP RT	REL RT	RESPONSE	AMOUNTS CAL-AMT (ug/mL)	AMOUNTS ON-COL (ug/mL)
	34 Carbophenothion	16.193	16.197	(0.908)	142081	3.00000	3.033
$	35 Triphenyl phosphate	16.708	16.712	(0.936)	115380	3.00000	3.241(A)
	36 Phosmet	16.961	16.963	(0.951)	114194	3.00000	2.848
	37 EPN	17.148	17.151	(0.961)	122463	3.00000	3.170
	38 Azinphos-methyl	17.478	17.480	(0.980)	117285	3.00000	2.745
*	39 TOCP	17.843	17.846	(1.000)	70419	2.00000	
	40 Azinphos-ethyl	17.923	17.926	(1.004)	139898	3.00000	2.996
	41 Coumaphos	18.365	18.366	(1.029)	101476	3.00000	2.944
S	42 Merphos				180851	3.00000	3.370
M	43 Total Demeton				185185	3.00000	3.207

QC Flag Legend

A - Target compound detected but, quantitated amount exceeded maximum amount.

TestAmerica

INTERNAL STANDARD COMPOUNDS
AREA AND RT SUMMARY

Instrument ID: GC_D2.i
Lab File ID: 024F2401.D
Lab Smp Id: OPP L5 GSV0635
Analysis Type: SV
Quant Type: ISTD
Operator: MPK/TLW
Method File: \\DenSvr03\Public\chem\GCS\GC_D2.i\0630091.B\8141A-1.m
Misc Info: IS - GSV0633-09

Calibration Date: 30-JUN-2009
Calibration Time: 23:58
Client Smp ID: OPP L5 GSV0635
Level:
Sample Type:

		AREA LIMIT			
COMPOUND	STANDARD	LOWER	UPPER	SAMPLE	%DIFF
9 Tributylphosphate	131201	65601	262402	143482	9.36
39 TOCP	70963	35482	141926	70419	-0.77

		RT LIMIT			
COMPOUND	STANDARD	LOWER	UPPER	SAMPLE	%DIFF
9 Tributylphosphate	8.10	7.60	8.60	8.10	0.02
39 TOCP	17.84	17.34	18.34	17.84	-0.00

AREA UPPER LIMIT = +100% of internal standard area.
AREA LOWER LIMIT = - 50% of internal standard area.
RT UPPER LIMIT = + 0.50 minutes of internal standard RT.
RT LOWER LIMIT = - 0.50 minutes of internal standard RT.



Data File: \\DenSvr03\Public\chem\GCS\GC_D2.i\0630091.B\024F2401.D
Date : 01-JUL-2009 03:37
Client ID: OPP L5 GSV0635
Sample Info: OPP L5 GSV0635
Column phase: RTx-1MS

Instrument: GC_D2.i
Operator: MPK/TLW
Column diameter: 0.32

\\DenSvr03\Public\chem\GCS\GC_D2.i\0630092.B/024F2401.D
Report Date: 07/01/2009

CONTINUING CALIBRATION COMPOUNDS
PERCENT DRIFT REPORT

Instrument ID: GC_D2.i
Lab File ID: 024F2401.D
Analysis Type: NONE

Injection Date: 01-JUL-2009 03:37
Lab Sample ID: OPP L5 GSV0635
Method File: \\DenSvr03\Public\chem\GCS\GC_D2.

	COMPOUND	EXPECTED CONC.	MEASURED CONC.	%D	MAX %D
1	o,o,o-TEPT	3.0000	2.9074	3.1	15.0
2	Dichlorvos	3.0000	2.9194	2.7	15.0
3	Chlormefos	3.0000	3.2045	6.8	15.0
4	Mevinphos	3.0000	3.1521	5.1	15.0
5	Demeton-O	0.9750	1.0170	4.3	15.0
6	Thionazin	3.0000	3.0797	2.7	15.0
7	Ethoprop	3.0000	2.9643	1.2	15.0
8	Phorate	3.0000	3.2740	9.1	15.0
10	Naled	3.0000	2.7022	9.9	15.0
146	Sulfotepp	3.0000	3.0983	3.3	15.0
10	Simazine	3.0000	3.0104	0.3	15.0
12	Diazinon	3.0000	3.0986	3.3	15.0
150	Atrazine	3.0000	2.8489	5.0	15.0
13	Propazine	3.0000	2.9660	1.1	15.0
14	Disulfoton	3.0000	3.2392	8.0	15.0
15	Demeton-S	2.0400	2.2807	11.8	15.0
16	Dimethoate	3.0000	2.6773	10.8	15.0
17	Ronnel	3.0000	2.8706	4.3	15.0
148	Merphos-A (Merphos)	3.0000	3.0536	1.8	999.0
18	Chlorpyrifos	3.0000	3.2230	7.4	15.0
19	Fenthion	3.0000	3.0566	1.9	15.0
20	Trichloronate	3.0000	3.0477	1.6	15.0
21	Anilazine	3.0000	2.7239	9.2	15.0
23	Methyl Parathion	3.0000	2.9473	1.8	15.0
24	Malathion	3.0000	3.1918	6.4	15.0
25	Tokuthion	3.0000	3.1879	6.3	15.0
26	Parathion	3.0000	3.2449	8.2	15.0
149	Merphos-B (Merphos Oxone)	3.0000	3.4902	16.3	999.0
27	Tetrachlorvinphos (stirophos)	3.0000	2.7179	9.4	15.0
28	Carbophenothion methyl	3.0000	3.1041	3.5	15.0
28	Bolstar	3.0000	3.2995	10.0	15.0
30	Carbophenothion	3.0000	3.4309	14.4	15.0
29	Triphenyl phosphate	3.0000	3.1604	5.3	15.0
30	Fensulfothion	3.0000	2.7651	7.8	15.0
35	Phosmet / EPN	6.0000	5.8050	3.2	15.0
33	Famphur	3.0000	2.9974	0.1	15.0
34	Azinphos-methyl	3.0000	2.8003	6.7	15.0
35	Azinphos-ethyl	3.0000	2.8809	4.0	15.0
36	Coumaphos	3.0000	3.0953	3.2	15.0

vr03\Public\chem\GCS\GC_D2.i\0630092.B/024F2401.D
Report Date: 07/01/2009

CONTINUING CALIBRATION COMPOUNDS
PERCENT DRIFT REPORT

Instrument ID: GC_D2.i
Lab File ID: 024F2401.D
Analysis Type: NONE

Injection Date: 01-JUL-2009 03:37
Lab Sample ID: OPP L5 GSV0635
Method File: \\DenSvr03\Public\chem\GCS\GC_D2.

COMPOUND	EXPECTED CONC.	MEASURED CONC.	%D	MAX %D
22 Merphos	3.0000	3.3606	12.0	15.0
40 Total Demeton	3.0000	3.2977	9.9	15.0

Average %D = 5.93

TestAmerica

Data file : \\DenSvr03\Public\chem\GCS\GC_D2.i\0630092.B\024F2401.D
Lab Smp Id: OPP L5 GSV0635 Client Smp ID: OPP L5 GSV0635
Inj Date : 01-JUL-2009 03:37
Operator : MPK/TLW Inst ID: GC_D2.i
Smp Info : OPP L5 GSV0635
Misc Info :
Comment :
Method : \\DenSvr03\Public\chem\GCS\GC_D2.i\0630092.B\8141A-2.m
Meth Date : 01-Jul-2009 09:38 GC_D2.i Quant Type: ISTD
Cal Date : 26-JUN-2009 21:13 Cal File: 009F0901.D
Als bottle: 24 Continuing Calibration Sample
Dil Factor: 1.00000
Integrator: Falcon Compound Sublist: 8141A.sub
Target Version: 4.14
Processing Host: DENPC075

						AMOUNTS	
						CAL-AMT	ON-COL
	Compounds	RT	EXP RT	REL RT	RESPONSE	(ug/mL)	(ug/mL)
	1 o,o,o-TEPT	4.725	4.731	(0.251)	246594	3.00000	2.907
	2 Dichlorvos	6.542	6.546	(0.348)	193343	3.00000	2.919
$	3 Chlormefos	7.380	7.384	(0.392)	213639	3.00000	3.204
	4 Mevinphos	9.230	9.234	(0.491)	140621	3.00000	3.152
	5 Demeton-O	9.732	9.734	(0.517)	43233	0.97500	1.017
	6 Thionazin	9.980	9.984	(0.530)	205459	3.00000	3.080
	7 Ethoprop	10.495	10.499	(0.558)	147770	3.00000	2.964
	8 Phorate	10.533	10.539	(0.560)	189264	3.00000	3.274
	9 Naled	10.935	10.939	(0.581)	39158	3.00000	2.702
	10 Sulfotepp	11.013	11.017	(0.585)	270128	3.00000	3.098(A)
*	11 Tributylphosphate	11.107	11.116	(1.000)	122787	2.00000	
	12 Simazine	11.395	11.399	(0.606)	37591	3.00000	3.010(A)
	13 Diazinon	11.537	11.541	(0.613)	145368	3.00000	3.099
	14 Atrazine	11.578	11.584	(0.615)	71541	3.00000	2.849(A)
	15 Propazine	11.742	11.747	(0.624)	64875	3.00000	2.966
	16 Disulfoton	12.045	12.049	(0.640)	148939	3.00000	3.239
	17 Demeton-S	12.120	12.124	(0.644)	125308	2.04000	2.281
	18 Dimethoate	13.278	13.282	(0.706)	164985	3.00000	2.677
	19 Ronnel	13.583	13.587	(0.722)	119069	3.00000	2.870
	20 Merphos-A (Merphos)	13.685	13.689	(1.232)	135866	3.00000	3.054(A)
	21 Chlorpyrifos	14.405	14.409	(0.766)	135597	3.00000	3.223
	22 Fenthion	14.658	14.662	(0.779)	119271	3.00000	3.056
	23 Trichloronate	14.703	14.711	(0.782)	167728	3.00000	3.048
	24 Anilazine	15.212	15.216	(0.809)	9809	3.00000	2.724
	25 Methyl Parathion	15.515	15.519	(0.825)	124160	3.00000	2.947(A)
	26 Malathion	15.722	15.724	(0.836)	125963	3.00000	3.192
	27 Tokuthion	16.343	16.344	(0.869)	147305	3.00000	3.188
	28 Parathion	16.490	16.494	(0.877)	134701	3.00000	3.245(M)
	29 Merphos-B (Merphos Oxone)	16.513	16.517	(1.487)	47785	3.00000	3.490(AM)
	30 Tetrachlorvinphos (stirophos)	16.973	16.977	(0.902)	72983	3.00000	2.718
	31 Carbophenothion methyl	17.078	17.082	(0.908)	119473	3.00000	3.104
	32 Bolstar	17.438	17.440	(0.927)	133769	3.00000	3.299
	33 Carbophenothion	17.520	17.524	(0.931)	136777	3.00000	3.431(A)

		Compounds	RT	EXP RT	REL RT	RESPONSE	AMOUNTS CAL-AMT (ug/mL)	AMOUNTS ON-COL (ug/mL)
$	34	Triphenyl phosphate	18.278	18.281	(0.972)	103390	3.00000	3.160
	35	Fensulfothion	18.557	18.559	(0.986)	83057	3.00000	2.765
*	36	TOCP	18.813	18.816	(1.000)	65573	2.00000	
	37	Phosmet / EPN	18.907	18.909	(1.005)	194121	6.00000	5.805(A)
	38	Famphur	19.007	19.011	(1.010)	128912	3.00000	2.997
	39	Azinphos-methyl	19.143	19.147	(1.018)	110175	3.00000	2.800
	40	Azinphos-ethyl	19.362	19.366	(1.029)	107950	3.00000	2.881
	41	Coumaphos	20.343	20.347	(1.081)	89174	3.00000	3.095
S	42	Merphos				183651	3.00000	3.360(A)
M	43	Total Demeton				168541	3.00000	3.298

QC Flag Legend

A - Target compound detected but, quantitated amount exceeded maximum amount.
M - Compound response manually integrated.

TestAmerica

INTERNAL STANDARD COMPOUNDS
AREA AND RT SUMMARY

Instrument ID: GC_D2.i
Lab File ID: 024F2401.D
Lab Smp Id: OPP L5 GSV0635
Analysis Type: SV
Quant Type: ISTD
Operator: MPK/TLW
Method File: \\DenSvr03\Public\chem\GCS\GC_D2.i\0630092.B\8141A-2.m
Misc Info:

Calibration Date: 30-JUN-2009
Calibration Time: 23:58
Client Smp ID: OPP L5 GSV0635
Level:
Sample Type:

COMPOUND	STANDARD	AREA LIMIT LOWER	AREA LIMIT UPPER	SAMPLE	%DIFF
11 Tributylphosphate	119701	59851	239402	122787	2.58
36 TOCP	68687	34344	137374	65573	-4.53

COMPOUND	STANDARD	RT LIMIT LOWER	RT LIMIT UPPER	SAMPLE	%DIFF
11 Tributylphosphate	11.11	10.61	11.61	11.11	-0.00
36 TOCP	18.81	18.31	19.31	18.81	-0.00

AREA UPPER LIMIT = +100% of internal standard area.
AREA LOWER LIMIT = - 50% of internal standard area.
RT UPPER LIMIT = + 0.50 minutes of internal standard RT.
RT LOWER LIMIT = - 0.50 minutes of internal standard RT.

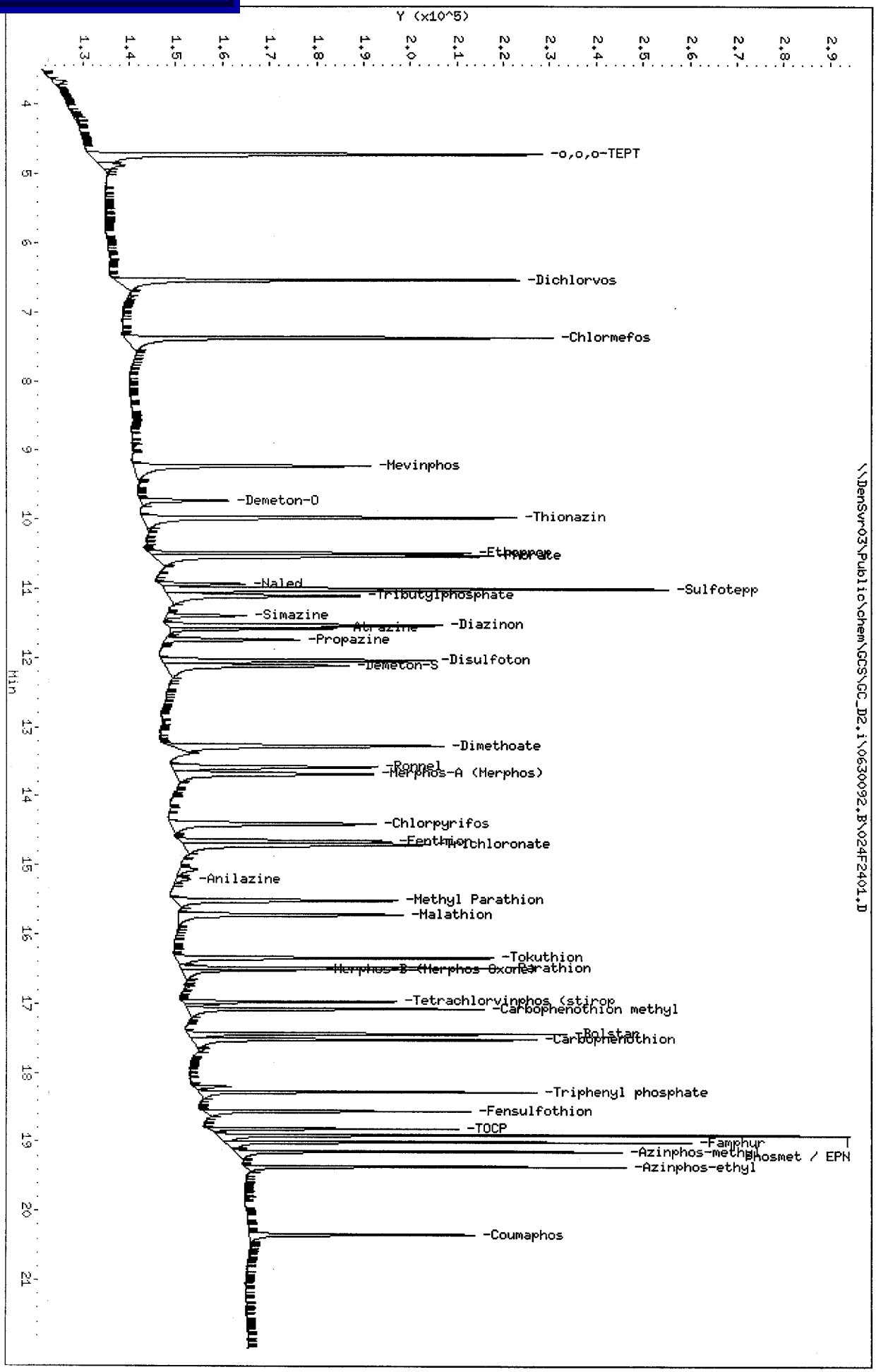

Data File: \\DenSvr03\Public\chem\GCS\GC_D2.i\0630092.B\024F2401.D
Date : 01-JUL-2009 03:37
Client ID: OPP L5 CSV0635
Sample Info: OPP L5 CSV0635
Column phase: RTx-OPPest

Instrument: GC_D2.i
Operator: MPK/TLW
Column diameter: 0.32

\\DenSvr03\Public\chem\GCS\GC_D2.i\0630092.B\024F2401.D

Data File Name: 024F2401.D
Inj. Date and Time: 01-JUL-2009 03:37
Instrument ID: GC_D2.i
Client ID: OPP L5 GSV0635
Compound Name: Parathion
CAS #:
Report Date: 07/01/2009

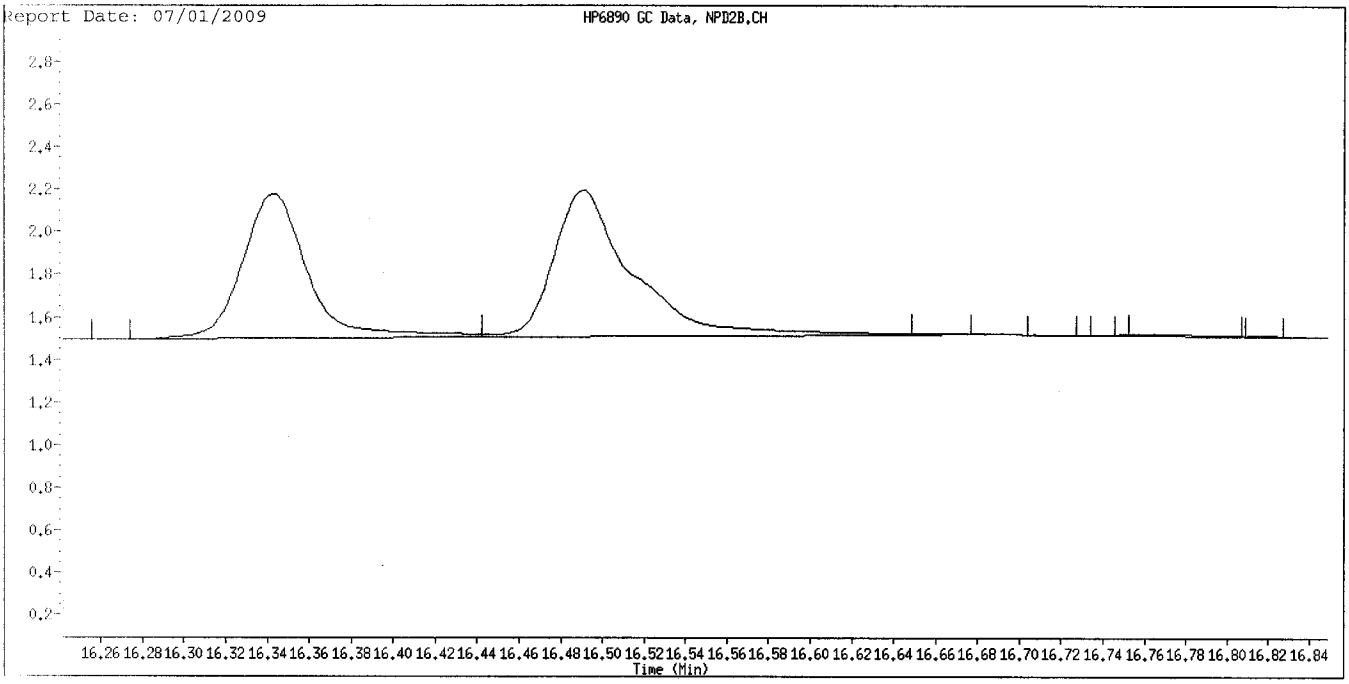

Original Integration

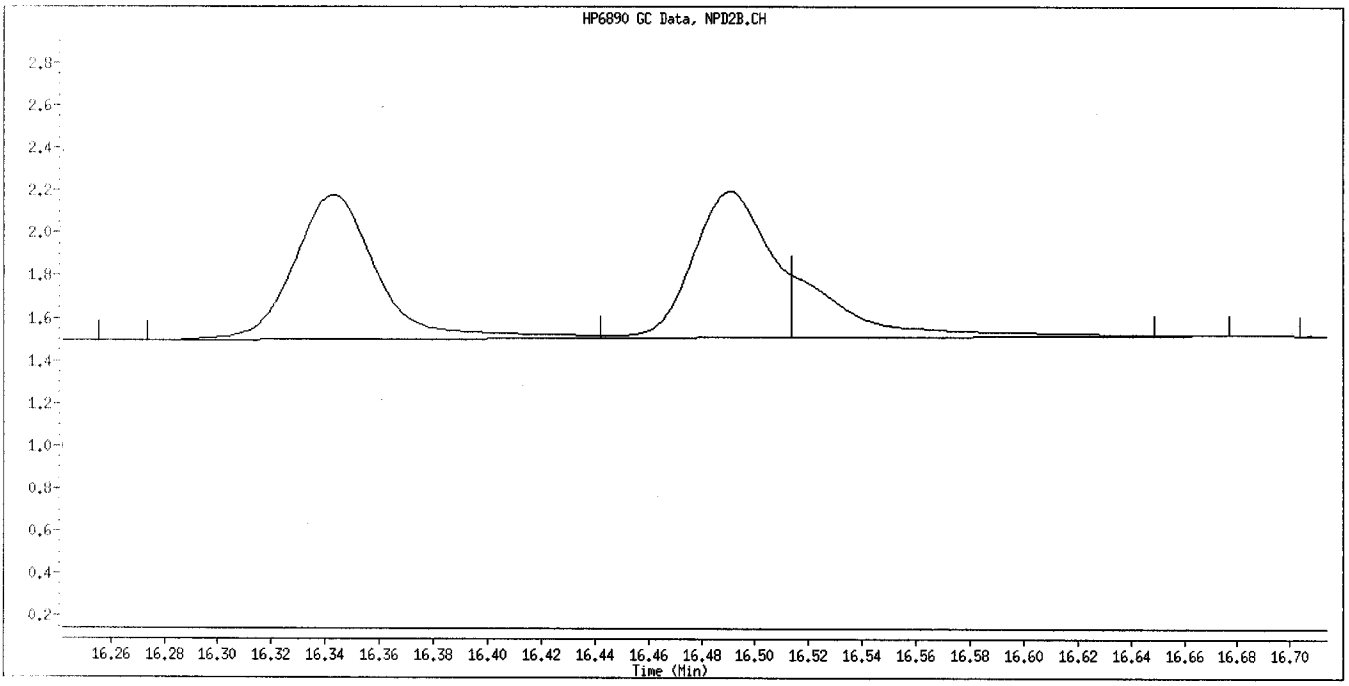

Manual Integration

Manually Integrated By: williamst
Manual Integration Reason: Baseline Event

7/1/09

Inj. Date and Time: 01-JUL-2009 03:37
Instrument ID: GC_D2.i
Client ID: OPP L5 GSV0635
Compound Name: Merphos-B (Merphos Oxone)
CAS #:
Report Date: 07/01/2009

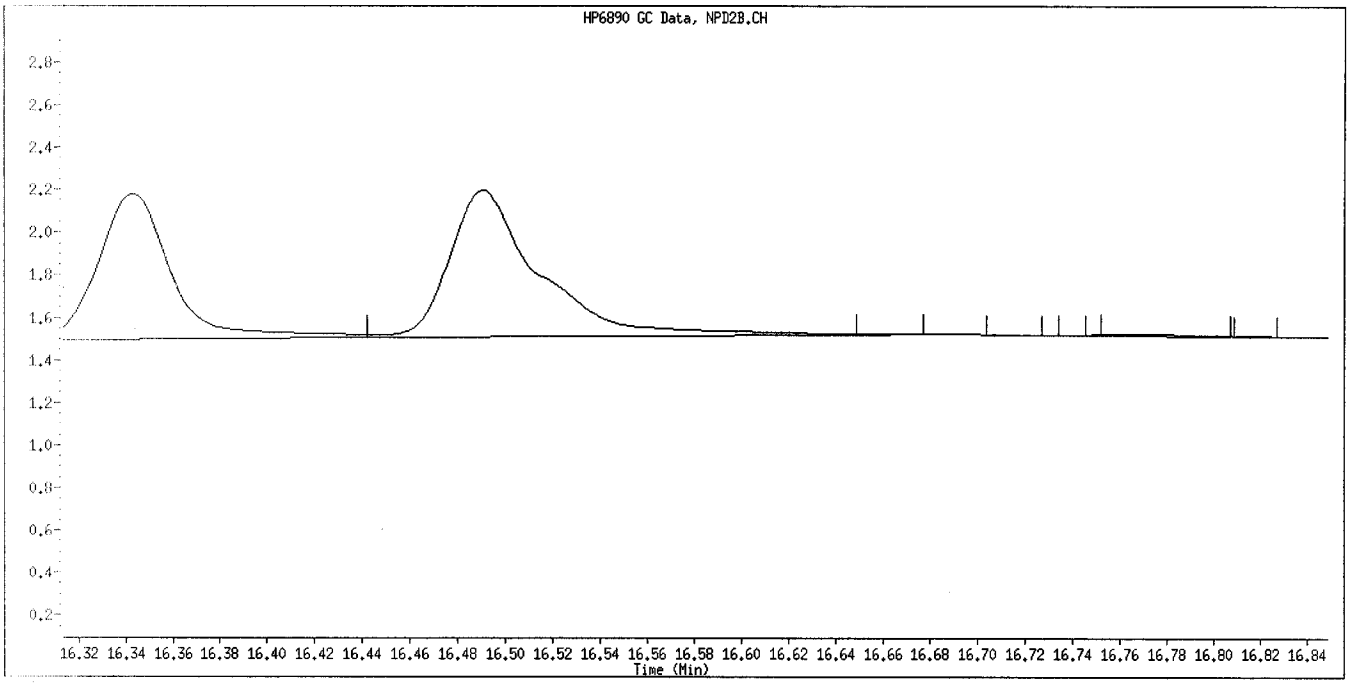

Original Integration

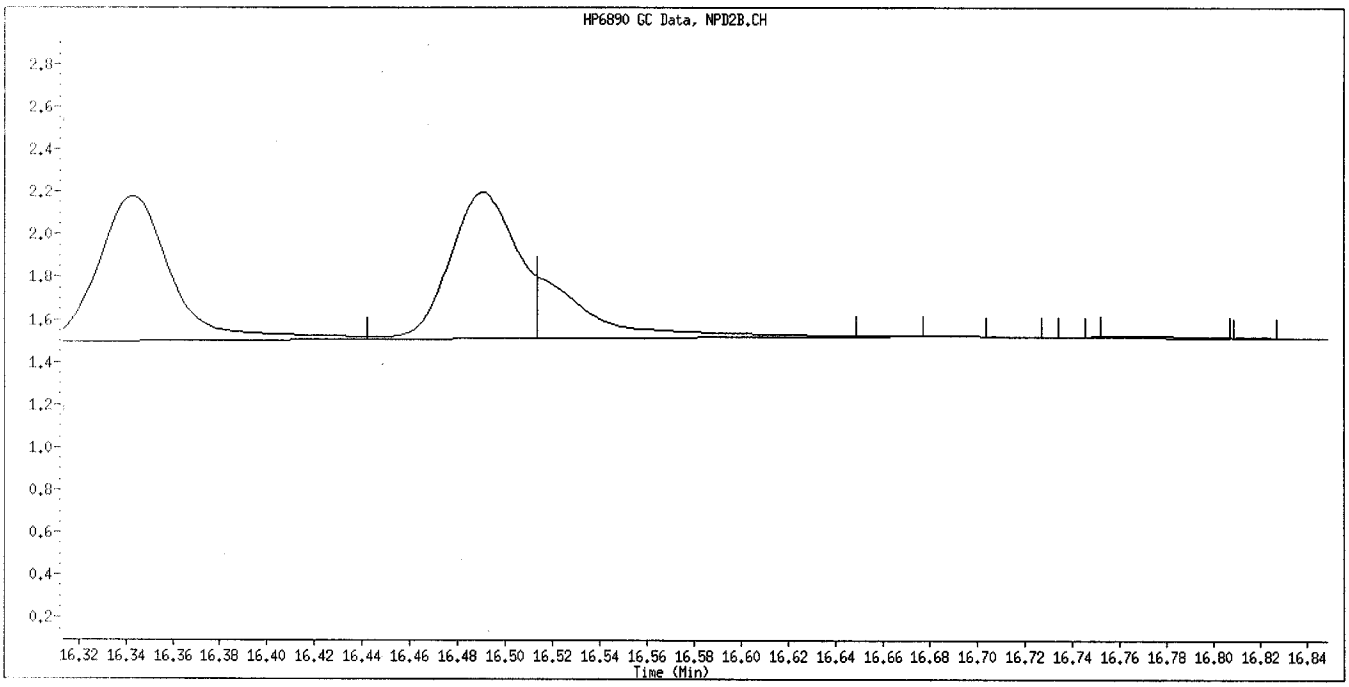

Manual Integration

Manually Integrated By: williamst
Manual Integration Reason: Baseline Event

7/1/09

GC SEMIVOLATILE SAMPLE DATA

TestAmerica

THE LEADER IN ENVIRONMENTAL TESTING

TestAmerica

Data file : \\DenSvr03\Public\chem\GCS\GC_D2.i\0630091.B\004F0401.D
Lab Smp Id: LE2931AA Client Smp ID: BLANK
Inj Date : 30-JUN-2009 18:30
Operator : MPK/TLW Inst ID: GC_D2.i
Smp Info : ~~LE2931AA,MB~~ LE2961AA,MB
Misc Info : IS - GSV0633-09
Comment :
Method : \\DenSvr03\Public\chem\GCS\GC_D2.i\0630091.B\8141A-1.m
Meth Date : 01-Jul-2009 08:30 GC_D2.i Quant Type: ISTD
Cal Date : 26-JUN-2009 21:13 Cal File: 009F0901.D
Als bottle: 4 QC Sample: BLANK
Dil Factor: 1.00000
Integrator: Falcon Compound Sublist: 8141A.sub
Target Version: 4.14
Processing Host: DENPC075

Concentration Formula: Amt * DF * Vf / Vs * CpndVariable

Name	Value	Description
DF	1.000	Dilution Factor
Vf	2000.000	Final Extract Volume (uL)
Vs	1000.000	Volume of Sample extracted (mL)
Cpnd Variable		Local Compound Variable

	Compounds	RT	EXP RT	REL RT	RESPONSE	CONCENTRATIONS ON-COLUMN (ug/mL)	CONCENTRATIONS FINAL (ug/L)
1	o,o,o-TEPT	Compound Not Detected.					
2	Dichlorvos	Compound Not Detected.					
3	Mevinphos	Compound Not Detected.					
$ 4	Chlormefos	5.833	5.836	(0.327)	49022	0.58407	1.168
5	Thionazin	Compound Not Detected.					
6	Demeton-O	Compound Not Detected.					
7	Ethoprop	Compound Not Detected.					
8	Naled	8.016	8.057	(0.449)	89	0.19755	0.3951
* 9	Tributylphosphate	8.103	8.135	(1.000)	96807	2.00000	
10	Sulfotepp	Compound Not Detected.					
11	Phorate	Compound Not Detected.					
12	Dimethoate	Compound Not Detected.					
13	Demeton-S	Compound Not Detected.					
14	Simazine	Compound Not Detected.					
15	Atrazine	Compound Not Detected.					
16	propazine	Compound Not Detected.					
17	Disulfoton	Compound Not Detected.					
18	Diazinon	Compound Not Detected.					
19	Methyl Parathion	Compound Not Detected.					
20	Ronnel	Compound Not Detected.					
21	Malathion	Compound Not Detected.					
22	Fenthion	Compound Not Detected.					

		Compounds	RT	EXP RT	REL RT	RESPONSE	CONCENTRATIONS ON-COLUMN (ug/mL)	CONCENTRATIONS FINAL (ug/L)
	23	Parathion	Compound Not Detected.					
	24	Chlorpyrifos	12.063	12.067	(0.676)	162	0.00261	0.005227(a)
	25	Trichloronate	Compound Not Detected.					
	26	Anilazine	Compound Not Detected.					
	27	Merphos-A (Merphos)	13.203	13.199	(0.740)	53	0.00115	0.002293
	28	Tetrachlorvinphos (Stirophos)	13.829	13.824	(0.775)	279	0.00908	0.01816
	29	Tokuthion	Compound Not Detected.					
	30	Merphos-B (Merphos Oxone)	14.686	14.651	(0.823)	92	0.02825	0.05649
	31	Carbophenothion-methyl	Compound Not Detected.					
	32	Fensulfothion	Compound Not Detected.					
	33	Bolstar / Famphur	Compound Not Detected.					
	34	Carbophenothion	Compound Not Detected.					
$	35	Triphenyl phosphate	16.713	16.712	(0.937)	25396	0.65567	1.311
	36	Phosmet	Compound Not Detected.					
	37	EPN	Compound Not Detected.					
	38	Azinphos-methyl	Compound Not Detected.					
*	39	TOCP	17.844	17.846	(1.000)	76610	2.00000	
	40	Azinphos-ethyl	Compound Not Detected.					
	41	Coumaphos	Compound Not Detected.					
S	42	Merphos				145	0.00248	0.004968
M	43	Total Demeton	Compound Not Detected.					

QC Flag Legend

a - Target compound detected but, quantitated amount Below Limit Of Quantitation(BLOQ).

TestAmerica

INTERNAL STANDARD COMPOUNDS
AREA AND RT SUMMARY

Instrument ID: GC_D2.i
Lab File ID: 004F0401.D
Lab Smp Id: LE2931AA
Analysis Type: SV
Quant Type: ISTD
Operator: MPK/TLW
Calibration Date: 30-JUN-2009
Calibration Time: 18:02
Client Smp ID: BLANK
Level: LOW
Sample Type: WATER
Method File: \\DenSvr03\Public\chem\GCS\GC_D2.i\0630091.B\8141A-1.m
Misc Info: IS - GSV0633-09

		AREA LIMIT			
COMPOUND	STANDARD	LOWER	UPPER	SAMPLE	%DIFF
9 Tributylphosphate	147633	73817	295266	96807	-34.43
39 TOCP	85631	42816	171262	76610	-10.53

		RT LIMIT			
COMPOUND	STANDARD	LOWER	UPPER	SAMPLE	%DIFF
9 Tributylphosphate	8.10	7.60	8.60	8.10	0.08
39 TOCP	17.85	17.35	18.35	17.84	-0.00

AREA UPPER LIMIT = +100% of internal standard area.
AREA LOWER LIMIT = - 50% of internal standard area.
RT UPPER LIMIT = + 0.50 minutes of internal standard RT.
RT LOWER LIMIT = - 0.50 minutes of internal standard RT.

TestAmerica

RECOVERY REPORT

Client Name: Client SDG: D9F170000
Sample Matrix: LIQUID Fraction: SV
Lab Smp Id: LE2931AA Client Smp ID: BLANK
Level: LOW Operator: MPK/TLW
Data Type: GC DATA SampleType: BLANK
SpikeList File: fullDFCwater.spk Quant Type: ISTD
Sublist File: 8141A.sub
Method File: \\DenSvr03\Public\chem\GCS\GC_D2.i\0630091.B\8141A-1.m
Misc Info: IS - GSV0633-09

SURROGATE COMPOUND	CONC ADDED ug/L	CONC RECOVERED ug/L	% RECOVERED	LIMITS
$ 4 Chlormefos	2.000	1.168	58.41	48-114
$ 35 Triphenyl phosphat	2.000	1.311	65.57	50-150

Data File: \\DenSvr03\Public\chem\GCS\GC_D2.i\0630091.B\004F0401.D
Date : 30-JUN-2009 18:30
Client ID: BLANK
Sample Info: LE2931AA,MB

Column phase: RTx-1MS

Instrument: GC_D2.i

Operator: MPK/TLW
Column diameter: 0.32

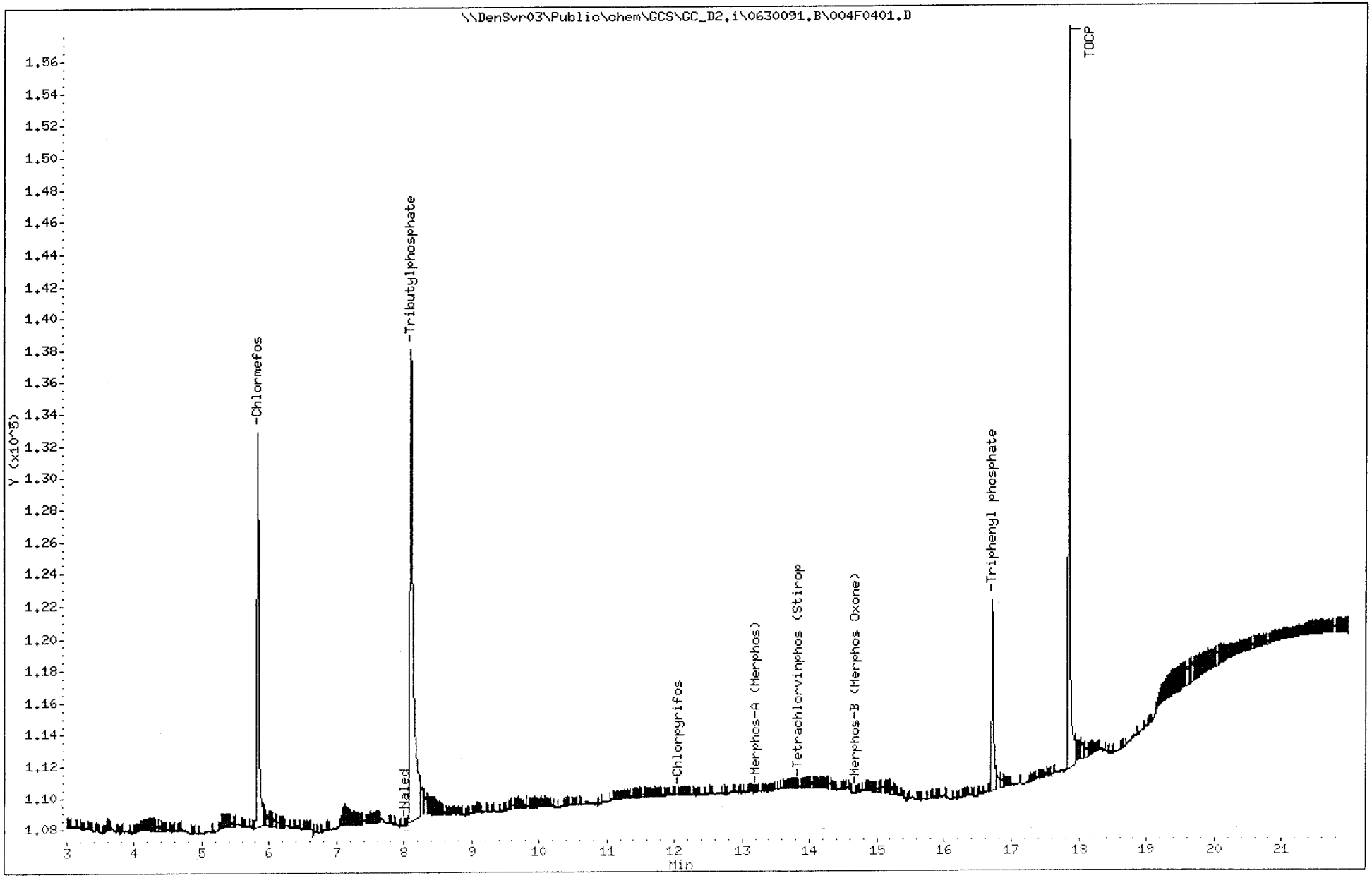

TestAmerica

Table of Contents

TestAmerica

Data file : \\DenSvr03\Public\chem\GCS\GC_D2.i\0630092.B\004F0401.D
Lab Smp Id: LE2931AA Client Smp ID: BLANK
Inj Date : 30-JUN-2009 18:30
Operator : MPK/TLW Inst ID: GC_D2.i
Smp Info : LE2931AA,MB
Misc Info :
Comment   :
Method   : \\DenSvr03\Public\chem\GCS\GC_D2.i\0630092.B\8141A-2.m
Meth Date : 01-Jul-2009 08:32 GC_D2.i Quant Type: ISTD
Cal Date : 26-JUN-2009 21:13 Cal File: 009F0901.D
Als bottle: 4 QC Sample: BLANK
Dil Factor: 1.00000
Integrator: Falcon Compound Sublist: 8141A.sub
Target Version: 4.14
Processing Host: DENPC075

Concentration Formula: Amt * DF * Vf / Vs * CpndVariable

Name	Value	Description
DF	1.000	Dilution Factor
Vf	2000.000	Final Extract Volume (uL)
Vs	1000.000	Volume of Sample Extracted (mL)
Cpnd Variable		Local Compound Variable

	Compounds	RT	EXP RT	REL RT	RESPONSE	CONCENTRATIONS ON-COLUMN (ug/mL)	CONCENTRATIONS FINAL (ug/L)
1	o,o,o-TEPT	Compound Not Detected.					
2	Dichlorvos	Compound Not Detected.					
$ 3	Chlormefos	7.380	7.384	(0.392)	52155	0.72890	1.458
4	Mevinphos	Compound Not Detected.					
5	Demeton-O	Compound Not Detected.					
6	Thionazin	Compound Not Detected.					
7	Ethoprop	Compound Not Detected.					
8	Phorate	Compound Not Detected.					
9	Naled	10.958	10.939	(0.582)	70	0.27278	0.5456
10	Sulfotepp	Compound Not Detected.					
* 11	Tributylphosphate	11.110	11.116	(1.000)	100426	2.00000	
12	Simazine	Compound Not Detected.					
13	Diazinon	Compound Not Detected.					
14	Atrazine	11.596	11.584	(0.616)	89	0.23544	0.4709(aA)
15	Propazine	Compound Not Detected.					
16	Disulfoton	Compound Not Detected.					
17	Demeton-S	12.111	12.124	(0.644)	72	0.12024	0.2405
18	Dimethoate	Compound Not Detected.					
19	Ronnel	Compound Not Detected.					
20	Merphos-A (Merphos)	13.703	13.689	(1.233)	102	0.00280	0.005606(aA)
21	Chlorpyrifos	Compound Not Detected.					
22	Fenthion	Compound Not Detected.					

	Compounds	RT	EXP RT	REL RT	RESPONSE	CONCENTRATIONS ON-COLUMN (ug/mL)	CONCENTRATIONS FINAL (ug/L)
23	Trichloronate	14.711	14.711	(0.782)	75	0.10648	0.2130
24	Anilazine	Compound Not Detected.					
25	Methyl Parathion	Compound Not Detected.					
26	Malathion	15.718	15.724	(0.835)	64	0.00151	0.003022(a)
27	Tokuthion	Compound Not Detected.					
28	Parathion	16.448	16.494	(0.874)	70	0.00157	0.003142(a)
29	Merphos-B (Merphos Oxone)	Compound Not Detected.					
30	Tetrachlorvinphos (stirophos)	Compound Not Detected.					
31	Carbophenothion methyl	Compound Not Detected.					
32	Bolstar	Compound Not Detected.					
33	Carbophenothion	Compound Not Detected.					
$ 34	Triphenyl phosphate	18.280	18.281	(0.971)	26070	0.74251	1.485
35	Fensulfothion	Compound Not Detected.					
* 36	TOCP	18.816	18.816	(1.000)	70377	2.00000	
37	Phosmet / EPN	Compound Not Detected.					
38	Famphur	Compound Not Detected.					
39	Azinphos-methyl	Compound Not Detected.					
40	Azinphos-ethyl	Compound Not Detected.					
41	Coumaphos	Compound Not Detected.					
S 42	Merphos	Compound Not Detected.					
M 43	Total Demeton				72	0.12024	0.2405

QC Flag Legend

a - Target compound detected but, quantitated amount Below Limit Of Quantitation(BLOQ).
A - Target compound detected but, quantitated amount exceeded maximum amount.

TestAmerica

INTERNAL STANDARD COMPOUNDS
AREA AND RT SUMMARY

Instrument ID: GC_D2.i
Lab File ID: 004F0401.D
Lab Smp Id: LE2931AA
Analysis Type: SV
Quant Type: ISTD
Operator: MPK/TLW
Method File: \\DenSvr03\Public\chem\GCS\GC_D2.i\0630092.B\8141A-2.m
Misc Info:

Calibration Date: 30-JUN-2009
Calibration Time: 18:02
Client Smp ID: BLANK
Level: LOW
Sample Type: WATER

COMPOUND	STANDARD	AREA LIMIT LOWER	AREA LIMIT UPPER	SAMPLE	%DIFF
11 Tributylphosphate	134192	67096	268384	100426	-25.16
36 TOCP	80732	40366	161464	70377	-12.83

COMPOUND	STANDARD	RT LIMIT LOWER	RT LIMIT UPPER	SAMPLE	%DIFF
11 Tributylphosphate	11.11	10.61	11.61	11.11	0.01
36 TOCP	18.82	18.32	19.32	18.82	0.01

AREA UPPER LIMIT = +100% of internal standard area.
AREA LOWER LIMIT = - 50% of internal standard area.
RT UPPER LIMIT = + 0.50 minutes of internal standard RT.
RT LOWER LIMIT = - 0.50 minutes of internal standard RT.

TestAmerica

RECOVERY REPORT

Client Name: Client SDG: D9F170000
Sample Matrix: LIQUID Fraction: SV
Lab Smp Id: LE2931AA Client Smp ID: BLANK
Level: LOW Operator: MPK/TLW
Data Type: GC DATA SampleType: BLANK
SpikeList File: fullDFCwater.spk Quant Type: ISTD
Sublist File: 8141A.sub
Method File: \\DenSvr03\Public\chem\GCS\GC_D2.i\0630092.B\8141A-2.m
Misc Info:

SURROGATE COMPOUND	CONC ADDED ug/L	CONC RECOVERED ug/L	% RECOVERED	LIMITS
$ 3 Chlormefos	2.000	1.458	72.89	48-114
$ 34 Triphenyl phosphat	2.000	1.485	74.25	50-150

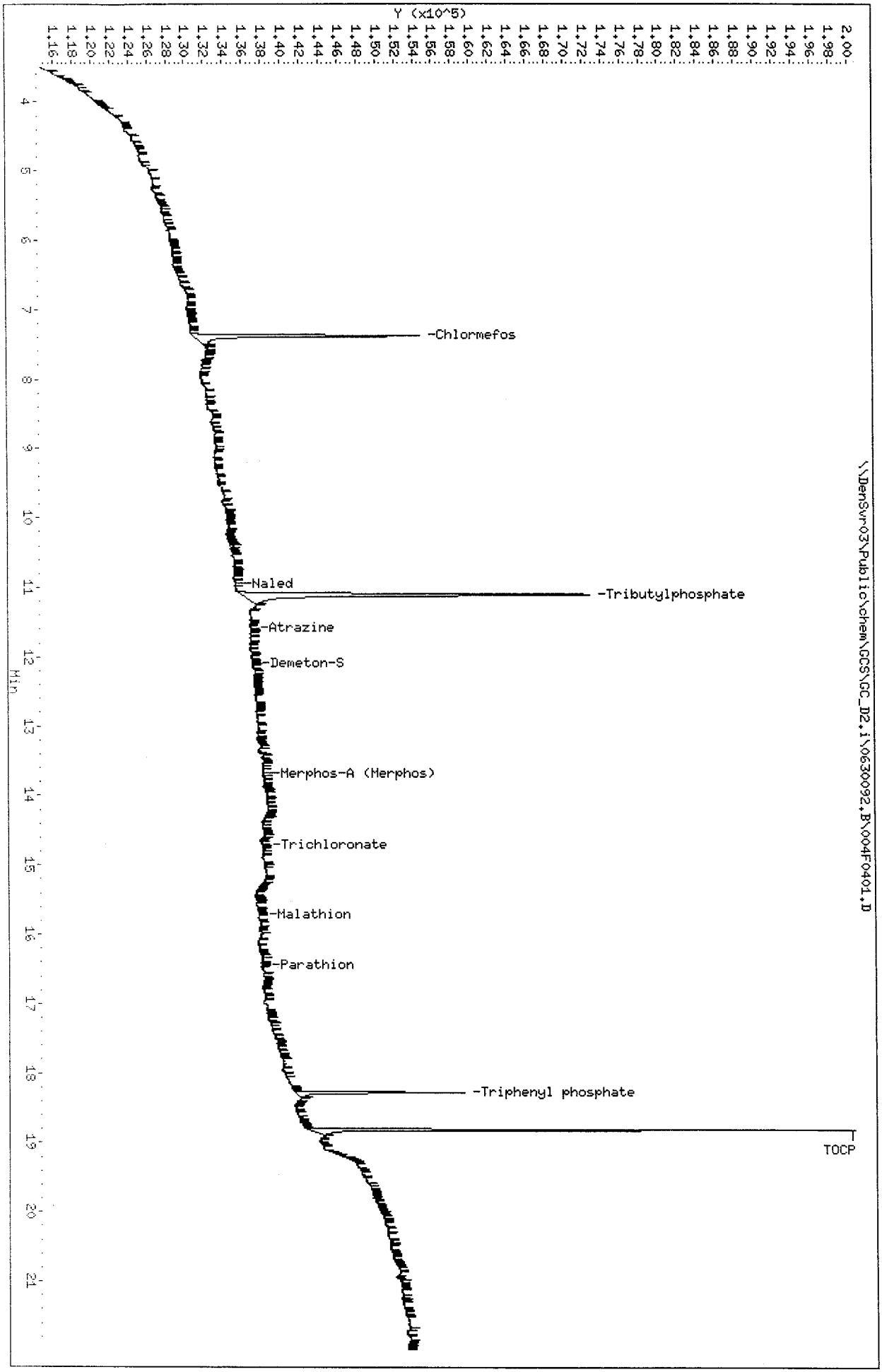
Data File: \\DenSvr03\Public\chem\GCS\GC_D2.i\0630092.B\004F0401.D
Date : 30-JUN-2009 18:30
Client ID: BLANK
Sample Info: LE2931AA,MB
Column phase: RTx-OPPest
Instrument: GC_D2.i
Operator: MPK/TLW
Column diameter: 0.32
\\DenSvr03\Public\chem\GCS\GC_D2.i\0630092.B\004F0401.D
Y (x10^5)
Min
-Chlormefos
-Naled
-Tributylphosphate
-Atrazine
-Demeton-S
-Merphos-A (Merphos)
-Trichloronate
-Malathion
-Parathion
-Triphenyl phosphate
TOCP

TestAmerica

Data file : \\DenSvr03\Public\chem\GCS\GC_D2.i\0630091.B\005F0501.D
Lab Smp Id: LE2931AC Client Smp ID: LCS
Inj Date : 30-JUN-2009 18:57
Operator : MPK/TLW Inst ID: GC_D2.i
Smp Info : ~~LE2931AC,LCS~~ LE2931AC, LCS MPK 7/1/09
Misc Info : IS - GSV0633-09
Comment :
Method : \\DenSvr03\Public\chem\GCS\GC_D2.i\0630091.B\8141A-1.m
Meth Date : 01-Jul-2009 08:30 GC_D2.i Quant Type: ISTD
Cal Date : 26-JUN-2009 21:13 Cal File: 009F0901.D
Als bottle: 5 QC Sample: LCS
Dil Factor: 1.00000
Integrator: Falcon Compound Sublist: 8141A.sub
Target Version: 4.14
Processing Host: DENPC075

Concentration Formula: Amt * DF * Vf / Vs * CpndVariable

Name	Value	Description
DF	1.000	Dilution Factor
Vf	2000.000	Final Extract Volume (uL)
Vs	1000.000	Volume of Sample extracted (mL)
Cpnd Variable		Local Compound Variable

	Compounds	RT	EXP RT	REL RT	RESPONSE	CONCENTRATIONS ON-COLUMN (ug/mL)	CONCENTRATIONS FINAL (ug/L)
1	o,o,o-TEPT	3.254	3.254	(0.182)	160333	1.30201	2.604
2	Dichlorvos	4.072	4.074	(0.228)	88887	1.16240	2.325
3	Mevinphos	5.737	5.739	(0.322)	35737	0.85077	1.702
$ 4	Chlormefos	5.832	5.836	(0.327)	62423	0.65189	1.304
5	Thionazin	7.505	7.507	(0.421)	120786	1.38216	2.764
6	Demeton-O	7.645	7.649	(0.428)	86505	1.03941	2.079
7	Ethoprop	7.845	7.852	(0.440)	114760	1.49854	2.997
8	Naled	8.059	8.057	(0.452)	7439	0.55193	1.104(R)
* 9	Tributylphosphate	8.097	8.135	(1.000)	139106	2.00000	
10	Sulfotepp	8.439	8.442	(0.473)	142949	1.27299	2.546(R)
11	Phorate	8.529	8.532	(0.478)	105693	1.33268	2.665
12	Dimethoate	8.659	8.659	(0.485)	90220	0.97927	1.958
13	Demeton-S	8.835	8.846	(0.495)	4667	0.06986	0.1397(R)
14	Simazine	8.917	8.924	(0.500)	35825	1.20056	2.401
15	Atrazine	9.085	9.094	(0.509)	43821	1.22667	2.453
16	propazine	9.232	9.241	(0.517)	42009	1.27447	2.549
17	Disulfoton	9.867	9.869	(0.553)	53908	0.98160	1.963
18	Diazinon	9.899	9.902	(0.555)	124827	1.46522	2.930
19	Methyl Parathion	10.715	10.717	(0.601)	74876	1.38585	2.772
20	Ronnel	11.239	11.241	(0.630)	72176	1.29233	2.585
21	Malathion	11.799	11.804	(0.661)	57924	1.11690	2.234(R)
22	Fenthion	11.930	11.932	(0.669)	73020	1.32952	2.659

	Compounds	RT	EXP RT	REL RT	RESPONSE	CONCENTRATIONS ON-COLUMN (ug/mL)	FINAL (ug/L)
	23 Parathion	12.017	12.019	(0.673)	87965	1.50493	3.010
	24 Chlorpyrifos	12.067	12.067	(0.676)	101058	1.42903	2.858
	25 Trichloronate	12.494	12.496	(0.700)	87202	1.37970	2.759
	26 Anilazine	12.814	12.817	(0.718)	4713	0.98016	1.960
	27 Merphos-A (Merphos)	13.190	13.199	(0.739)	81	0.00154	0.003072
	28 Tetrachlorvinphos (Stirophos)	13.819	13.824	(0.774)	37819	1.07910	2.158
	29 Tokuthion	14.447	14.449	(0.810)	91383	1.50827	3.016
	30 Merphos-B (Merphos Oxone)	14.647	14.651	(0.821)	85949	6.04747	12.09(A)
	31 Carbophenothion-methyl	Compound Not Detected.					
	32 Fensulfothion	15.369	15.361	(0.861)	43236	0.92768	1.855(R)
	33 Bolstar / Famphur	16.050	16.053	(0.900)	166024	2.86432	5.729
	34 Carbophenothion	16.195	16.197	(0.908)	78935	1.35745	2.715
$	35 Triphenyl phosphate	16.710	16.712	(0.936)	31043	0.70249	1.405
	36 Phosmet	16.964	16.963	(0.951)	51216	1.02901	2.058
	37 EPN	17.150	17.151	(0.961)	66794	1.42051	2.841
	38 Azinphos-methyl	17.480	17.480	(0.980)	63662	1.20034	2.401
*	39 TCCP	17.844	17.846	(1.000)	87404	2.00000	
	40 Azinphos-ethyl	Compound Not Detected.					
	41 Coumaphos	18.367	18.366	(1.029)	55256	1.29171	2.583
S	42 Merphos				86030	1.29176	2.584
M	43 Total Demeton				91172	1.10927	2.218

QC Flag Legend

A - Target compound detected but, quantitated amount exceeded maximum amount.
R - Spike/Surrogate failed recovery limits.

TestAmerica

INTERNAL STANDARD COMPOUNDS
AREA AND RT SUMMARY

Instrument ID: GC_D2.i
Lab File ID: 005F0501.D
Lab Smp Id: LE2931AC
Analysis Type: SV
Quant Type: ISTD
Operator: MPK/TLW
Calibration Date: 30-JUN-2009
Calibration Time: 18:02
Client Smp ID: LCS
Level: LOW
Sample Type: WATER
Method File: \\DenSvr03\Public\chem\GCS\GC_D2.i\0630091.B\8141A-1.m
Misc Info: IS - GSV0633-09

COMPOUND	STANDARD	AREA LIMIT LOWER	AREA LIMIT UPPER	SAMPLE	%DIFF
9 Tributylphosphate	147633	73817	295266	139106	-5.78
39 TOCP	85631	42816	171262	87404	2.07

COMPOUND	STANDARD	RT LIMIT LOWER	RT LIMIT UPPER	SAMPLE	%DIFF
9 Tributylphosphate	8.10	7.60	8.60	8.10	0.01
39 TOCP	17.85	17.35	18.35	17.84	-0.01

AREA UPPER LIMIT = +100% of internal standard area.
AREA LOWER LIMIT = - 50% of internal standard area.
RT UPPER LIMIT = + 0.50 minutes of internal standard RT.
RT LOWER LIMIT = - 0.50 minutes of internal standard RT.

TestAmerica

RECOVERY REPORT

Client Name: Client SDG: D9F170000
Sample Matrix: LIQUID Fraction: SV
Lab Smp Id: LE2931AC Client Smp ID: LCS
Level: LOW Operator: MPK/TLW
Data Type: GC DATA SampleType: LCS
SpikeList File: fullDFCwater.spk Quant Type: ISTD
Sublist File: 8141A.sub
Method File: \\DenSvr03\Public\chem\GCS\GC_D2.i\0630091.B\8141A-1.m
Misc Info: IS - GSV0633-09

	SPIKE	COMPOUND	CONC ADDED ug/L	CONC RECOVERED ug/L	% RECOVERED	LIMITS
	1	o,o,o-TEPT	4.000	2.604	65.10	36-119
	2	Dichlorvos	4.000	2.325	58.12	50-120
	3	Mevinphos	4.000	1.702	42.54	35-108
$	4	Chlormefos	2.000	1.304	65.19	48-114
	5	Thionazin	4.000	2.764	69.11	65-116
	6	Demeton-O	2.792	2.079	74.46	36-119
	7	Ethoprop	4.000	2.997	74.93	65-108
	8	Naled	4.000	1.104	27.60*	36-119
	10	Sulfotepp	4.000	2.546	63.65*	69-103
	11	Phorate	4.000	2.665	66.63	62-104
	12	Dimethoate	4.000	1.958	48.96	28-115
	13	Demeton-S	1.208	0.1397	11.57*	36-119
	14	Simazine	4.000	2.401	60.03	47-109
	15	Atrazine	4.000	2.453	61.33	36-119
	16	propazine	4.000	2.549	63.72	36-119
	18	Diazinon	4.000	2.930	73.26	36-119
	17	Disulfoton	4.000	1.963	49.08	36-119
	19	Methyl Parathion	4.000	2.772	69.29	68-119
	20	Ronnel	4.000	2.585	64.62	62-115
	21	Malathion	4.000	2.234	55.85*	67-115
	22	Fenthion	4.000	2.659	66.48	36-119
	23	Parathion	4.000	3.010	75.25	36-119
	24	Chlorpyrifos	4.000	2.858	71.45	36-119
	25	Trichloronate	4.000	2.759	68.98	36-119
	26	Anilazine	4.000	1.960	49.01	47-115
S	42	Merphos	4.000	2.584	64.59	36-119
	28	Tetrachlorvinphos	4.000	2.158	53.95	36-119
	29	Tokuthion	4.000	3.016	75.41	36-119
	31	Carbophenothion-m	4.000	0.0000	*	36-119
	32	Fensulfothion	4.000	1.855	46.38*	61-115
	33	Bolstar / Famphur	8.000	5.729	71.61	36-119
	34	Carbophenothion	4.000	2.715	67.87	36-119
$	35	Triphenyl phosphat	2.000	1.405	70.25	50-150
	36	Phosmet	4.000	2.058	51.45	36-119
	37	EPN	4.000	2.841	71.03	36-119
	38	Azinphos-methyl	4.000	2.401	60.02	55-115
	40	Azinphos-ethyl	4.000	0.0000	*	36-119
	41	Coumaphos	4.000	2.583	64.59	62-115
M	43	Total Demeton	4.000	2.218	55.46	47-115

TestAmerica

RECOVERY REPORT

Client Name: Client SDG: D9F170000
Sample Matrix: LIQUID Fraction: SV
Lab Smp Id: LE2931AC Client Smp ID: LCS
Level: LOW Operator: MPK/TLW
Data Type: GC DATA SampleType: LCS
SpikeList File: fullDFCwater.spk Quant Type: ISTD
Sublist File: 8141A.sub
Method File: \\DenSvr03\Public\chem\GCS\GC_D2.i\0630091.B\8141A-1.m
Misc Info: IS - GSV0633-09

SURROGATE COMPOUND	CONC ADDED ug/L	CONC RECOVERED ug/L	% RECOVERED	LIMITS
$ 4 Chlormefos	2.000	1.304	65.19	48-114
$ 35 Triphenyl phosphat	2.000	1.405	70.25	50-150



Data File: \\DenSvr03\Public\chem\GCS\GC_D2.i\0630091.B\005F0501.D
Date : 30-JUN-2009 18:57
Client ID: LCS
Sample Info: LE2931AC,LCS
Column phase: RTx-1MS

\\DenSvr03\Public\chem\GCS\GC_D2.i\0630091.B\005F0501.D

Instrument: GC_D2.i
Operator: MPK/TLW
Column diameter: 0.32

TestAmerica

Data file : \\DenSvr03\Public\chem\GCS\GC_D2.i\0630092.B\005F0501.D
Lab Smp Id: LE2931AC Client Smp ID: LCS
Inj Date : 30-JUN-2009 18:57
Operator : MPK/TLW Inst ID: GC_D2.i
Smp Info : LE2931AC,LCS
Misc Info :
Comment :
Method : \\DenSvr03\Public\chem\GCS\GC_D2.i\0630092.B\8141A-2.m
Meth Date : 01-Jul-2009 08:32 GC_D2.i Quant Type: ISTD
Cal Date : 26-JUN-2009 21:13 Cal File: 009F0901.D
Als bottle: 5 QC Sample: LCS
Dil Factor: 1.00000
Integrator: Falcon Compound Sublist: 8141A.sub
Target Version: 4.14
Processing Host: DENPC075

Concentration Formula: Amt * DF * Vf / Vs * CpndVariable

Name	Value	Description
DF	1.000	Dilution Factor
Vf	2000.000	Final Extract Volume (uL)
Vs	1000.000	Volume of Sample Extracted (mL)
Cpnd Variable		Local Compound Variable

		Compounds	RT	EXP RT	REL RT	RESPONSE	CONCENTRATIONS ON-COLUMN (ug/mL)	CONCENTRATIONS FINAL (ug/L)
	1	o,o,o-TEPT	4.724	4.731	(0.251)	145918	1.39143	2.783
	2	Dichlorvos	6.542	6.546	(0.348)	93781	1.14527	2.290
$	3	Chlormefos	7.381	7.384	(0.392)	42678	0.51774	1.035(R)
	4	Mevinphos	9.231	9.234	(0.491)	59178	1.07285	2.146
	5	Demeton-O	9.731	9.734	(0.517)	72226	1.37413	2.748
	6	Thionazin	9.982	9.984	(0.530)	117219	1.42105	2.842
	7	Ethoprop	10.494	10.499	(0.558)	87998	1.42770	2.855
	8	Phorate	10.536	10.539	(0.560)	104061	1.45590	2.912
	9	Naled	10.937	10.939	(0.581)	10701	0.80657	1.613
	10	Sulfotepp	11.014	11.017	(0.585)	134077	1.24374	2.487(A)
*	11	Tributylphosphate	11.109	11.116	(1.000)	118190	2.00000	
	12	Simazine	11.396	11.399	(0.606)	24382	1.57918	3.158(A)
	13	Diazinon	11.537	11.541	(0.613)	92892	1.61548	3.231
	14	Atrazine	11.577	11.584	(0.615)	40124	1.41925	2.838(A)
	15	Propazine	11.742	11.747	(0.624)	38271	1.44552	2.891
	16	Disulfoton	12.047	12.049	(0.640)	72674	1.27833	2.557
	17	Demeton-S	12.119	12.124	(0.644)	6125	0.20454	0.4091(R)
	18	Dimethoate	13.279	13.282	(0.706)	81020	1.06333	2.127
	19	Ronnel	13.584	13.587	(0.722)	72761	1.41872	2.837
	20	Merphos-A (Merphos)	13.717	13.689	(1.235)	433	0.01011	0.02022(aA)
	21	Chlorpyrifos	14.407	14.409	(0.766)	74973	1.44127	2.882
	22	Fenthion	14.659	14.662	(0.779)	65874	1.36534	2.731

	Compounds	RT	EXP RT	REL RT	RESPONSE	CONCENTRATIONS ON-COLUMN (ug/mL)	CONCENTRATIONS FINAL (ug/L)
	23 Trichloronate	14.707	14.711	(0.782)	76971	1.19733	2.395
	24 Anilazine	15.214	15.216	(0.809)	5658	1.27010	2.540
	25 Methyl Parathion	15.516	15.519	(0.825)	71191	1.36676	2.734
	26 Malathion	15.722	15.724	(0.836)	59801	1.22554	2.451
	27 Tokuthion	16.344	16.344	(0.869)	77765	1.36114	2.722
	28 Parathion	16.492	16.494	(0.876)	71436	1.39181	2.784
	29 Merphos-B (Merphos Oxone)	16.517	16.517	(1.487)	77389	5.94292	11.88(A)
	30 Tetrachlorvinphos (stirophos)	16.974	16.977	(0.902)	42728	1.28692	2.574
	31 Carbophenothion methyl	Compound Not Detected.					
	32 Bolstar	17.439	17.440	(0.927)	79329	1.58253	3.165
	33 Carbophenothion	17.522	17.524	(0.931)	65204	1.32281	2.646(A)
$	34 Triphenyl phosphate	18.279	18.281	(0.971)	26292	0.65001	1.300
	35 Fensulfothion	18.559	18.559	(0.986)	51416	1.38440	2.769
*	36 TOCP	18.817	18.816	(1.000)	81077	2.00000	
	37 Phosmet / EPN	18.911	18.909	(1.005)	114146	2.71600	5.432
	38 Famphur	19.014	19.011	(1.010)	67791	1.27481	2.550
	39 Azinphos-methyl	19.151	19.147	(1.018)	55134	1.13338	2.267
	40 Azinphos-ethyl	Compound Not Detected.					
	41 Coumaphos	20.352	20.347	(1.082)	48114	1.35070	2.701
S	42 Merphos				77822	1.15172	2.303
M	43 Total Demeton				78351	1.57867	3.157

QC Flag Legend

a - Target compound detected but, quantitated amount Below Limit Of Quantitation(BLOQ).
A - Target compound detected but, quantitated amount exceeded maximum amount.
R - Spike/Surrogate failed recovery limits.

TestAmerica

INTERNAL STANDARD COMPOUNDS
AREA AND RT SUMMARY

Instrument ID: GC_D2.i
Lab File ID: 005F0501.D
Lab Smp Id: LE2931AC
Analysis Type: SV
Quant Type: ISTD
Operator: MPK/TLW
Method File: \\DenSvr03\Public\chem\GCS\GC_D2.i\0630092.B\8141A-2.m
Misc Info:

Calibration Date: 30-JUN-2009
Calibration Time: 18:02
Client Smp ID: LCS
Level: LOW
Sample Type: WATER

COMPOUND	STANDARD	AREA LIMIT LOWER	AREA LIMIT UPPER	SAMPLE	%DIFF
11 Tributylphosphate	134192	67096	268384	118190	-11.92
36 TOCP	80732	40366	161464	81077	0.43

COMPOUND	STANDARD	RT LIMIT LOWER	RT LIMIT UPPER	SAMPLE	%DIFF
11 Tributylphosphate	11.11	10.61	11.61	11.11	0.01
36 TOCP	18.82	18.32	19.32	18.82	0.01

AREA UPPER LIMIT = +100% of internal standard area.
AREA LOWER LIMIT = - 50% of internal standard area.
RT UPPER LIMIT = + 0.50 minutes of internal standard RT.
RT LOWER LIMIT = - 0.50 minutes of internal standard RT.

TestAmerica

RECOVERY REPORT

Client Name:
Client SDG: D9F170000
Sample Matrix: LIQUID
Fraction: SV
Lab Smp Id: LE2931AC
Client Smp ID: LCS
Level: LOW
Operator: MPK/TLW
Data Type: GC DATA
SampleType: LCS
SpikeList File: fullDFCwater.spk
Quant Type: ISTD
Sublist File: 8141A.sub
Method File: \\DenSvr03\Public\chem\GCS\GC_D2.i\0630092.B\8141A-2.m
Misc Info:

	SPIKE	COMPOUND	CONC ADDED ug/L	CONC RECOVERED ug/L	% RECOVERED	LIMITS
	1	o,o,o-TEPT	4.000	2.783	69.57	36-119
	2	Dichlorvos	4.000	2.290	57.26	50-120
$	3	Chlormefos	2.000	1.035	51.77*	58-114
	4	Mevinphos	4.000	2.146	53.64	35-108
	5	Demeton-O	2.800	2.748	98.15	36-119
	6	Thionazin	4.000	2.842	71.05	65-116
	7	Ethoprop	4.000	2.855	71.38	36-119
	8	Phorate	4.000	2.912	72.79	36-119
	9	Naled	4.000	1.613	40.33	36-119
	10	Sulfotepp	4.000	2.487	62.19	36-119
	12	Simazine	4.000	3.158	78.96	36-119
	13	Diazinon	4.000	3.231	80.77	36-119
	14	Atrazine	4.000	2.838	70.96	36-119
	15	Propazine	4.000	2.891	72.28	36-119
	16	Disulfoton	4.000	2.557	63.92	61-103
	17	Demeton-S	1.200	0.4091	34.09*	36-119
	18	Dimethoate	4.000	2.127	53.17	28-82
	19	Ronnel	4.000	2.837	70.94	62-99
	21	Chlorpyrifos	4.000	2.882	72.06	66-101
	22	Fenthion	4.000	2.731	68.27	36-119
	23	Trichloronate	4.000	2.395	59.87	36-119
	24	Anilazine	4.000	2.540	63.51	36-119
	25	Methyl Parathion	4.000	2.734	68.34	36-119
	26	Malathion	4.000	2.451	61.28	36-119
	27	Tokuthion	4.000	2.722	68.06	36-119
	28	Parathion	4.000	2.784	69.59	36-119
	30	Tetrachlorvinphos	4.000	2.574	64.35	36-119
	31	Carbophenothion m	4.000	0.0000	*	36-119
	32	Bolstar	4.000	3.165	79.13	36-119
	33	Carbophenothion	4.000	2.646	66.14	36-119
$	34	Triphenyl phosphat	2.000	1.300	65.00	36-119
	35	Fensulfothion	4.000	2.769	69.22	20-105
	37	Phosmet / EPN	8.000	5.432	67.90	36-119
	38	Famphur	4.000	2.550	63.74	61-108
	39	Azinphos-methyl	4.000	2.267	56.67	55-103
	40	Azinphos-ethyl	4.000	0.0000	*	36-119
	41	Coumaphos	4.000	2.701	67.53	36-119
S	42	Merphos	4.000	2.303	57.59	36-119
M	43	Total Demeton	4.000	3.157	78.93	47-100

TestAmerica

RECOVERY REPORT

Client Name: Client SDG: D9F170000
Sample Matrix: LIQUID Fraction: SV
Lab Smp Id: LE2931AC Client Smp ID: LCS
Level: LOW Operator: MPK/TLW
Data Type: GC DATA SampleType: LCS
SpikeList File: fullDFCwater.spk Quant Type: ISTD
Sublist File: 8141A.sub
Method File: \\DenSvr03\Public\chem\GCS\GC_D2.i\0630092.B\8141A-2.m
Misc Info:

SURROGATE COMPOUND	CONC ADDED ug/L	CONC RECOVERED ug/L	% RECOVERED	LIMITS
$ 3 Chlormefos	2.000	1.035	51.77	48-114
$ 34 Triphenyl phosphat	2.000	1.300	65.00	50-150

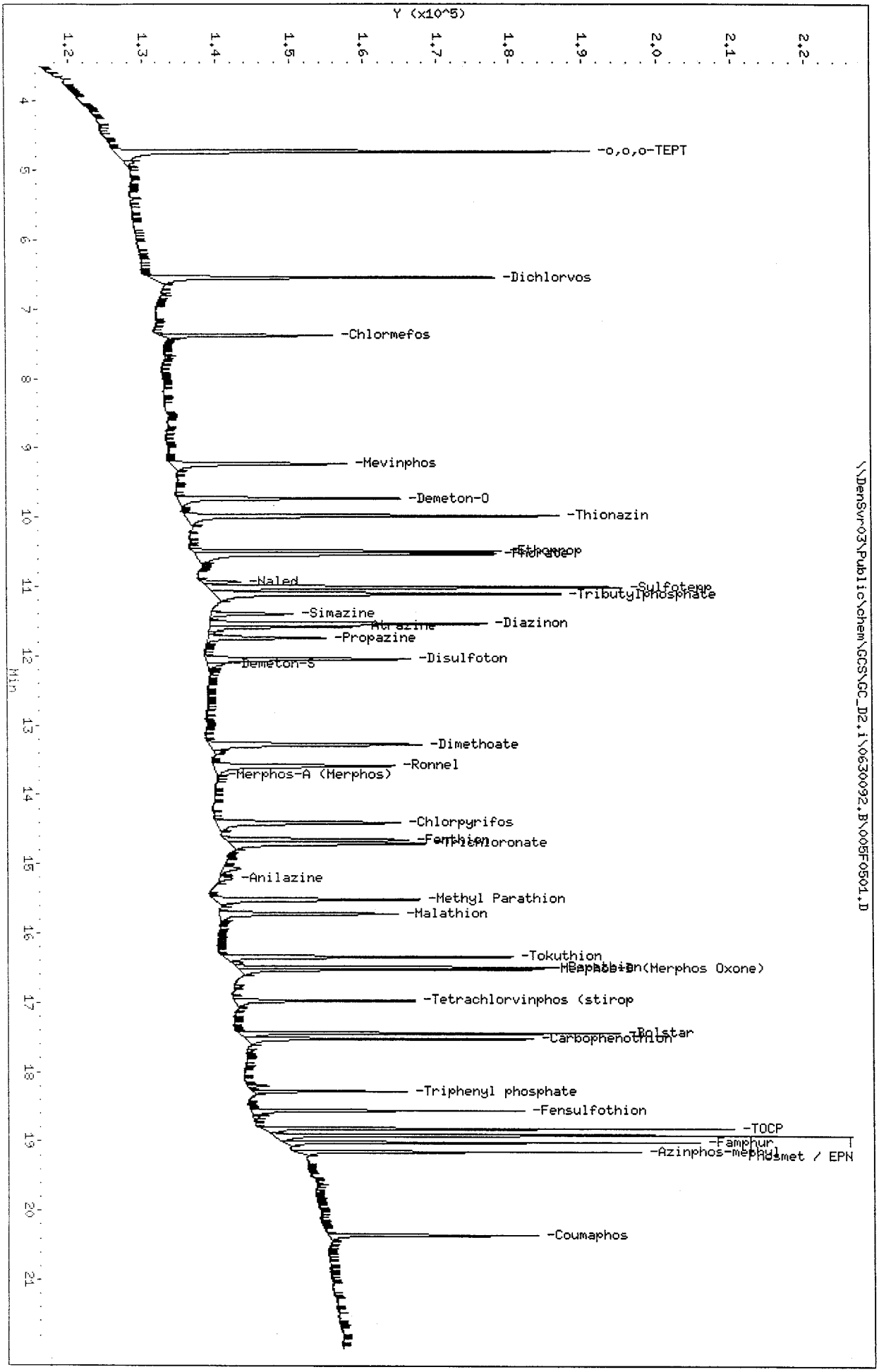

Data File: \\DenSvr03\Public\chem\GCS\GC_D2.i\0630092.B\005F0501.D
Date : 30-JUN-2009 18:57
Client ID: LCS
Sample Info: LE2931AC,LCS
Column phase: RTx-OPPest

Instrument: GC_D2.i
Operator: MPK/TLW
Column diameter: 0.32

\\DenSvr03\Public\chem\GCS\GC_D2.i\0630092.B\005F0501.D

TestAmerica

Data file : \\DenSvr03\Public\chem\GCS\GC_D2.i\0630091.B\006F0601.D
Lab Smp Id: LE2931AD Client Smp ID: LCSD
Inj Date : 30-JUN-2009 19:25
Operator : MPK/TLW Inst ID: GC_D2.i
Smp Info : ~~LE2931AD,LCSD~~ LE2931AD, LCSD
Misc Info : IS - GSV0633-09 DDW 7/2/09
Comment :
Method : \\DenSvr03\Public\chem\GCS\GC_D2.i\0630091.B\8141A-1.m
Meth Date : 01-Jul-2009 08:30 GC_D2.i Quant Type: ISTD
Cal Date : 26-JUN-2009 21:13 Cal File: 009F0901.D
Als bottle: 6 QC Sample: LCSD
Dil Factor: 1.00000
Integrator: Falcon Compound Sublist: 8141A.sub
Target Version: 4.14
Processing Host: DENPC075

Concentration Formula: Amt * DF * Vf / Vs * CpndVariable

Name	Value	Description
DF	1.000	Dilution Factor
Vf	2000.000	Final Extract Volume (uL)
Vs	1000.000	Volume of Sample extracted (mL)
Cpnd Variable		Local Compound Variable

	Compounds	RT	EXP RT	REL RT	RESPONSE	CONCENTRATIONS ON-COLUMN (ug/mL)	CONCENTRATIONS FINAL (ug/L)
	1 o,o,o-TEPT	3.254	3.254	(0.182)	128780	1.04735	2.095
	2 Dichlorvos	4.072	4.074	(0.228)	79171	1.03690	2.074
	3 Mevinphos	5.735	5.739	(0.321)	33691	0.80327	1.606
$	4 Chlormefos	5.832	5.836	(0.327)	58102	0.60767	1.215
	5 Thionazin	7.505	7.507	(0.421)	120708	1.38334	2.767
	6 Demeton-O	7.645	7.649	(0.428)	80175	0.96295	1.926
	7 Ethoprop	7.844	7.852	(0.440)	117305	1.53407	3.068
	8 Naled	Compound Not Detected.					
*	9 Tributylphosphate	8.097	8.135	(1.000)	142190	2.00000	
	10 Sulfotepp	8.437	8.442	(0.473)	140048	1.24772	2.495(R)
	11 Phorate	8.529	8.532	(0.478)	107098	1.35242	2.705
	12 Dimethoate	8.655	8.659	(0.485)	97175	1.05634	2.113
	13 Demeton-S	8.835	8.846	(0.495)	10240	0.15351	0.3070(R)
	14 Simazine	8.915	8.924	(0.500)	48228	1.59085	3.182
	15 Atrazine	9.084	9.094	(0.509)	53134	1.48960	2.979
	16 propazine	9.230	9.241	(0.517)	48027	1.45924	2.918
	17 Disulfoton	9.867	9.869	(0.553)	48604	0.88260	1.765
	18 Diazinon	9.897	9.902	(0.555)	133983	1.57505	3.150
	19 Methyl Parathion	10.714	10.717	(0.600)	79873	1.48056	2.961
	20 Ronnel	11.239	11.241	(0.630)	71478	1.28176	2.564
	21 Malathion	11.799	11.804	(0.661)	62775	1.21579	2.432(R)
	22 Fenthion	11.929	11.932	(0.668)	74195	1.35294	2.706

	Compounds	RT	EXP RT	REL RT	RESPONSE	CONCENTRATIONS ON-COLUMN (ug/mL)	FINAL (ug/L)
	23 Parathion	12.017	12.019	(0.673)	93485	1.60177	3.204
	24 Chlorpyrifos	12.067	12.067	(0.676)	104045	1.47348	2.947
	25 Trichloronate	12.492	12.496	(0.700)	84260	1.33515	2.670
	26 Anilazine	12.814	12.817	(0.718)	5213	1.07522	2.150
	27 Merphos-A (Merphos)	13.219	13.199	(0.741)	58	0.00110	0.002203
	28 Tetrachlorvinphos (Stirophos)	13.819	13.824	(0.774)	44549	1.27303	2.546
	29 Tokuthion	14.447	14.449	(0.810)	99695	1.64793	3.296
	30 Merphos-B (Merphos Oxone)	14.644	14.651	(0.821)	98290	6.92314	13.85(A)
	31 Carbophenothion-methyl	Compound Not Detected.					
	32 Fensulfothion	15.365	15.361	(0.861)	41679	0.89888	1.798(R) — RPT 2°
	33 Bolstar / Famphur	16.049	16.053	(0.899)	191249	3.30446	6.609
	34 Carbophenothion	16.194	16.197	(0.908)	89288	1.53779	3.076
$	35 Triphenyl phosphate	16.709	16.712	(0.936)	34750	0.78756	1.575
	36 Phosmet	16.964	16.963	(0.951)	63174	1.27117	2.542
	37 EPN	17.149	17.151	(0.961)	82142	1.73816	3.476
	38 Azinphos-methyl	17.479	17.480	(0.980)	70656	1.33421	2.668
*	39 TOCP	17.844	17.846	(1.000)	87273	2.00000	
	40 Azinphos-ethyl	Compound Not Detected.					
	41 Coumaphos	18.365	18.366	(1.029)	68094	1.59422	3.188
$	42 Merphos				98348	1.47894	2.958
M	43 Total Demeton				90415	1.11645	2.233

QC Flag Legend

A - Target compound detected but, quantitated amount exceeded maximum amount.
R - Spike/Surrogate failed recovery limits.

TestAmerica

INTERNAL STANDARD COMPOUNDS
AREA AND RT SUMMARY

Instrument ID: GC_D2.i
Lab File ID: 006F0601.D
Lab Smp Id: LE2931AD
Analysis Type: SV
Quant Type: ISTD
Operator: MPK/TLW
Calibration Date: 30-JUN-2009
Calibration Time: 18:02
Client Smp ID: LCSD
Level: LOW
Sample Type: WATER
Method File: \\DenSvr03\Public\chem\GCS\GC_D2.i\0630091.B\8141A-1.m
Misc Info: IS - GSV0633-09

COMPOUND	STANDARD	AREA LIMIT LOWER	AREA LIMIT UPPER	SAMPLE	%DIFF
9 Tributylphosphate	147633	73817	295266	142190	-3.69
39 TOCP	85631	42816	171262	87273	1.92

COMPOUND	STANDARD	RT LIMIT LOWER	RT LIMIT UPPER	SAMPLE	%DIFF
9 Tributylphosphate	8.10	7.60	8.60	8.10	0.01
39 TOCP	17.85	17.35	18.35	17.84	-0.01

AREA UPPER LIMIT = +100% of internal standard area.
AREA LOWER LIMIT = - 50% of internal standard area.
RT UPPER LIMIT = + 0.50 minutes of internal standard RT.
RT LOWER LIMIT = - 0.50 minutes of internal standard RT.

TestAmerica

RECOVERY REPORT

Client Name: Client SDG: D9F170000
Sample Matrix: LIQUID Fraction: SV
Lab Smp Id: LE2931AD Client Smp ID: LCSD
Level: LOW Operator: MPK/TLW
Data Type: GC DATA SampleType: LCSD
SpikeList File: fullDFCwater.spk Quant Type: ISTD
Sublist File: 8141A.sub
Method File: \\DenSvr03\Public\chem\GCS\GC_D2.i\0630091.B\8141A-1.m
Misc Info: IS - GSV0633-09

	SPIKE	COMPOUND	CONC ADDED ug/L	CONC RECOVERED ug/L	% RECOVERED	LIMITS
	1	o,o,o-TEPT	4.000	2.095	52.37	36-119
	2	Dichlorvos	4.000	2.074	51.84	50-120
	3	Mevinphos	4.000	1.606	40.16	35-108
$	4	Chlormefos	2.000	1.215	60.77	48-114
	5	Thionazin	4.000	2.767	69.17	65-116
	6	Demeton-O	2.792	1.926	68.98	36-119
	7	Ethoprop	4.000	3.068	76.70	65-108
	8	Naled	4.000	0.0000	*	36-119
	10	Sulfotepp	4.000	2.495	62.39*	69-103
	11	Phorate	4.000	2.705	67.62	62-104
	12	Dimethoate	4.000	2.113	52.82	28-115
	13	Demeton-S	1.208	0.3070	25.42*	36-119
	14	Simazine	4.000	3.182	79.54	47-109
	15	Atrazine	4.000	2.979	74.48	36-119
	16	propazine	4.000	2.918	72.96	36-119
	18	Diazinon	4.000	3.150	78.75	36-119
	17	Disulfoton	4.000	1.765	44.13	36-119
	19	Methyl Parathion	4.000	2.961	74.03	68-119
	20	Ronnel	4.000	2.564	64.09	62-115
	21	Malathion	4.000	2.432	60.79*	67-115
	22	Fenthion	4.000	2.706	67.65	36-119
	23	Parathion	4.000	3.204	80.09	36-119
	24	Chlorpyrifos	4.000	2.947	73.67	36-119
	25	Trichloronate	4.000	2.670	66.76	36-119
	26	Anilazine	4.000	2.150	53.76	47-115
S	42	Merphos	4.000	2.958	73.95	36-119
	28	Tetrachlorvinphos	4.000	2.546	63.65	36-119
	29	Tokuthion	4.000	3.296	82.40	36-119
	31	Carbophenothion-m	4.000	0.0000	*	36-119
	32	Fensulfothion	4.000	1.798	44.94*	61-115
	33	Bolstar / Famphur	8.000	6.609	82.61	36-119
	34	Carbophenothion	4.000	3.076	76.89	36-119
$	35	Triphenyl phosphat	2.000	1.575	78.76	50-150
	36	Phosmet	4.000	2.542	63.56	36-119
	37	EPN	4.000	3.476	86.91	36-119
	38	Azinphos-methyl	4.000	2.668	66.71	55-115
	40	Azinphos-ethyl	4.000	0.0000	*	36-119
	41	Coumaphos	4.000	3.188	79.71	62-115
M	43	Total Demeton	4.000	2.233	55.82	47-115

TestAmerica

RECOVERY REPORT

Client Name: Client SDG: D9F170000
Sample Matrix: LIQUID Fraction: SV
Lab Smp Id: LE2931AD Client Smp ID: LCSD
Level: LOW Operator: MPK/TLW
Data Type: GC DATA SampleType: LCSD
SpikeList File: fullDFCwater.spk Quant Type: ISTD
Sublist File: 8141A.sub
Method File: \\DenSvr03\Public\chem\GCS\GC_D2.i\0630091.B\8141A-1.m
Misc Info: IS - GSV0633-09

SURROGATE COMPOUND	CONC ADDED ug/L	CONC RECOVERED ug/L	% RECOVERED	LIMITS
$ 4 Chlormefos	2.000	1.215	60.77	48-114
$ 35 Triphenyl phosphat	2.000	1.575	78.76	50-150



Data File: \\DenSvr03\Public\chem\GCS\GC_D2.i\0630091.B\006F0601.D
Date : 30-JUN-2009 19:25
Client ID: LCSD
Sample Info: LE2931AD,LCSD
Column phase: RTx-1HS
Instrument: GC_D2.i
Operator: MPK/TLW
Column diameter: 0.32

TestAmerica

Data file : \\DenSvr03\Public\chem\GCS\GC_D2.i\0630092.B\006F0601.D
Lab Smp Id: LE2931AD Client Smp ID: LCSD
Inj Date : 30-JUN-2009 19:25
Operator : MPK/TLW Inst ID: GC_D2.i
Smp Info : LE2931AD,LCSD
Misc Info :
Comment :
Method : \\DenSvr03\Public\chem\GCS\GC_D2.i\0630092.B\8141A-2.m
Meth Date : 01-Jul-2009 08:32 GC_D2.i Quant Type: ISTD
Cal Date : 26-JUN-2009 21:13 Cal File: 009F0901.D
Als bottle: 6 QC Sample: LCSD
Dil Factor: 1.00000
Integrator: Falcon Compound Sublist: 8141A.sub
Target Version: 4.14
Processing Host: DENPC075

Concentration Formula: Amt * DF * Vf / Vs * CpndVariable

Name	Value	Description
DF	1.000	Dilution Factor
Vf	2000.000	Final Extract Volume (uL)
Vs	1000.000	Volume of Sample Extracted (mL)
Cpnd Variable		Local Compound Variable

	Compounds	RT	EXP RT	REL RT	RESPONSE	CONCENTRATIONS ON-COLUMN (ug/mL)	CONCENTRATIONS FINAL (ug/L)
	1 o,o,o-TEPT	4.724	4.731	(0.251)	113093	1.09422	2.188
	2 Dichlorvos	6.542	6.546	(0.348)	88325	1.09445	2.189
$	3 Chlormefos	7.381	7.384	(0.392)	42309	0.52078	1.042(R)
	4 Mevinphos	9.231	9.234	(0.491)	57417	1.05618	2.112
	5 Demeton-O	9.731	9.734	(0.517)	60120	1.16057	2.321
	6 Thionazin	9.982	9.984	(0.531)	110004	1.35313	2.706
	7 Ethoprop	10.494	10.499	(0.558)	91993	1.51439	3.029
	8 Phorate	10.534	10.539	(0.560)	88900	1.26201	2.524
	9 Naled	10.937	10.939	(0.581)	12577	0.91012	1.820
	10 Sulfotepp	11.014	11.017	(0.585)	128144	1.20613	2.412(A)
*	11 Tributylphosphate	11.107	11.116	(1.000)	116084	2.00000	
	12 Simazine	11.396	11.399	(0.606)	32707	2.14941	4.299(A)
	13 Diazinon	11.537	11.541	(0.613)	94785	1.67153	3.343
	14 Atrazine	11.577	11.584	(0.615)	47924	1.67075	3.341(A)
	15 Propazine	11.742	11.747	(0.624)	41727	1.59297	3.186
	16 Disulfoton	12.047	12.049	(0.640)	59747	1.06634	2.133(R)
	17 Demeton-S	12.109	12.124	(0.644)	344	0.12395	0.2479(R)
	18 Dimethoate	13.279	13.282	(0.706)	71616	0.95369	1.907
	19 Ronnel	13.586	13.587	(0.722)	62794	1.24232	2.485
	20 Merphos-A (Merphos)	13.684	13.689	(1.232)	79	0.00188	0.003756(aA)
	21 Chlorpyrifos	14.407	14.409	(0.766)	80545	1.57108	3.142
	22 Fenthion	14.657	14.662	(0.779)	68857	1.44808	2.896

	Compounds	RT	EXP RT	REL RT	RESPONSE	CONCENTRATIONS ON-COLUMN (ug/mL)	FINAL (ug/L)
	23 Trichloronate	14.706	14.711	(0.782)	83269	1.30401	2.608
	24 Anilazine	15.214	15.216	(0.809)	4538	1.03340	2.067
	25 Methyl Parathion	15.517	15.519	(0.825)	76804	1.49613	2.992
	26 Malathion	15.721	15.724	(0.836)	60455	1.25710	2.514
	27 Tokuthion	16.344	16.344	(0.869)	85148	1.51221	3.024
	28 Parathion	16.494	16.494	(0.877)	75299	1.48858	2.977
	29 Merphos-B (Merphos Oxone)	16.517	16.517	(1.487)	96066	7.53829	15.08(A)
	30 Tetrachlorvinphos (stirophos)	16.974	16.977	(0.902)	53727	1.64192	3.284
	31 Carbophenothion methyl	Compound Not Detected.					
	32 Bolstar	17.439	17.440	(0.927)	92235	1.86695	3.734
	33 Carbophenothion	17.522	17.524	(0.931)	76490	1.57451	3.149(A)
$	34 Triphenyl phosphate	18.279	18.281	(0.971)	33570	0.84210	1.684
	35 Fensulfothion	18.557	18.559	(0.986)	51296	1.40141	2.803
*	36 TOCP	18.816	18.816	(1.000)	79906	2.00000	
	37 Phosmet / EPN	18.909	18.909	(1.005)	131631	3.19244	6.385
	38 Famphur	19.011	19.011	(1.010)	80762	1.54098	3.082
	39 Azinphos-methyl	19.147	19.147	(1.018)	69365	1.44682	2.894
	40 Azinphos-ethyl	Compound Not Detected.					
	41 Coumaphos	20.349	20.347	(1.081)	57101	1.62648	3.253
S	42 Merphos				96145	1.44374	2.887
M	43 Total Demeton				60464	1.28452	2.569

QC Flag Legend

a - Target compound detected but, quantitated amount Below Limit Of Quantitation(BLOQ).
A - Target compound detected but, quantitated amount exceeded maximum amount.
R - Spike/Surrogate failed recovery limits.

TestAmerica

INTERNAL STANDARD COMPOUNDS
AREA AND RT SUMMARY

Instrument ID: GC_D2.i
Lab File ID: 006F0601.D
Lab Smp Id: LE2931AD
Analysis Type: SV
Quant Type: ISTD
Operator: MPK/TLW
Method File: \\DenSvr03\Public\chem\GCS\GC_D2.i\0630092.B\8141A-2.m
Misc Info:

Calibration Date: 30-JUN-2009
Calibration Time: 18:02
Client Smp ID: LCSD
Level: LOW
Sample Type: WATER

COMPOUND	STANDARD	AREA LIMIT LOWER	AREA LIMIT UPPER	SAMPLE	%DIFF
11 Tributylphosphate	134192	67096	268384	116084	-13.49
36 TOCP	80732	40366	161464	79906	-1.02

COMPOUND	STANDARD	RT LIMIT LOWER	RT LIMIT UPPER	SAMPLE	%DIFF
11 Tributylphosphate	11.11	10.61	11.61	11.11	-0.01
36 TOCP	18.82	18.32	19.32	18.82	0.00

AREA UPPER LIMIT = +100% of internal standard area.
AREA LOWER LIMIT = - 50% of internal standard area.
RT UPPER LIMIT = + 0.50 minutes of internal standard RT.
RT LOWER LIMIT = - 0.50 minutes of internal standard RT.

TestAmerica

RECOVERY REPORT

Client Name: Client SDG: D9F170000
Sample Matrix: LIQUID Fraction: SV
Lab Smp Id: LE2931AD Client Smp ID: LCSD
Level: LOW Operator: MPK/TLW
Data Type: GC DATA SampleType: LCSD
SpikeList File: fullDFCwater.spk Quant Type: ISTD
Sublist File: 8141A.sub
Method File: \\DenSvr03\Public\chem\GCS\GC_D2.i\0630092.B\8141A-2.m
Misc Info:

	SPIKE	COMPOUND	CONC ADDED ug/L	CONC RECOVERED ug/L	% RECOVERED	LIMITS
	1	o,o,o-TEPT	4.000	2.188	54.71	36-119
	2	Dichlorvos	4.000	2.189	54.72	50-120
$	3	Chlormefos	2.000	1.042	52.08*	58-114
	4	Mevinphos	4.000	2.112	52.81	35-108
	5	Demeton-O	2.800	2.321	82.90	36-119
	6	Thionazin	4.000	2.706	67.66	65-116
	7	Ethoprop	4.000	3.029	75.72	36-119
	8	Phorate	4.000	2.524	63.10	36-119
	9	Naled	4.000	1.820	45.51	36-119
	10	Sulfotepp	4.000	2.412	60.31	36-119
	12	Simazine	4.000	4.299	107.47	36-119
	13	Diazinon	4.000	3.343	83.58	36-119
	14	Atrazine	4.000	3.341	83.54	36-119
	15	Propazine	4.000	3.186	79.65	36-119
	16	Disulfoton	4.000	2.133	53.32*	61-103
	17	Demeton-S	1.200	0.2479	20.66*	36-119
	18	Dimethoate	4.000	1.907	47.68	28-82
	19	Ronnel	4.000	2.485	62.12	62-99
	21	Chlorpyrifos	4.000	3.142	78.55	66-101
	22	Fenthion	4.000	2.896	72.40	36-119
	23	Trichloronate	4.000	2.608	65.20	36-119
	24	Anilazine	4.000	2.067	51.67	36-119
	25	Methyl Parathion	4.000	2.992	74.81	36-119
	26	Malathion	4.000	2.514	62.85	36-119
	27	Tokuthion	4.000	3.024	75.61	36-119
	28	Parathion	4.000	2.977	74.43	36-119
	30	Tetrachlorvinphos	4.000	3.284	82.10	36-119
	31	Carbophenothion m	4.000	0.0000	*	36-119
	32	Bolstar	4.000	3.734	93.35	36-119
	33	Carbophenothion	4.000	3.149	78.73	36-119
$	34	Triphenyl phosphat	2.000	1.684	84.21	36-119
	35	Fensulfothion	4.000	2.803	70.07	20-105
	37	Phosmet / EPN	8.000	6.385	79.81	36-119
	38	Famphur	4.000	3.082	77.05	61-108
	39	Azinphos-methyl	4.000	2.894	72.34	55-103
	40	Azinphos-ethyl	4.000	0.0000	*	36-119
	41	Coumaphos	4.000	3.253	81.32	36-119
S	42	Merphos	4.000	2.887	72.19	36-119
M	43	Total Demeton	4.000	2.569	64.23	47-100

TestAmerica

RECOVERY REPORT

Client Name: Client SDG: D9F170000
Sample Matrix: LIQUID Fraction: SV
Lab Smp Id: LE2931AD Client Smp ID: LCSD
Level: LOW Operator: MPK/TLW
Data Type: GC DATA SampleType: LCSD
SpikeList File: fullDFCwater.spk Quant Type: ISTD
Sublist File: 8141A.sub
Method File: \\DenSvr03\Public\chem\GCS\GC_D2.i\0630092.B\8141A-2.m
Misc Info:

SURROGATE COMPOUND	CONC ADDED ug/L	CONC RECOVERED ug/L	% RECOVERED	LIMITS
$ 3 Chlormefos	2.000	1.042	52.08	48-114
$ 34 Triphenyl phosphat	2.000	1.684	84.21	50-150

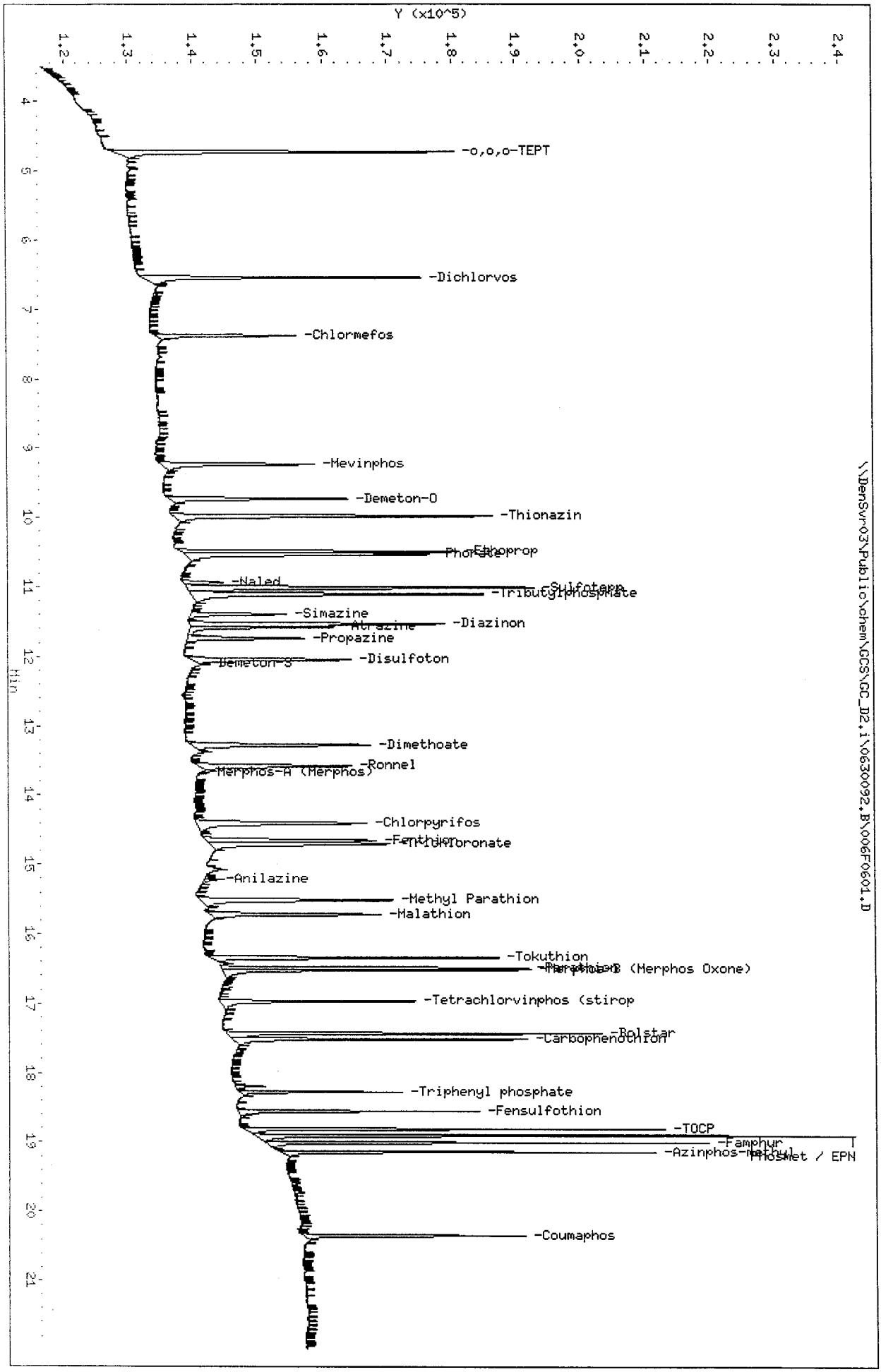

Data File: \\DenSvr03\Public\chem\GCS\GC_D2.i\0630092.B\006F0601.D
Date : 30-JUN-2009 19:25
Client ID: LCSD
Sample Info: LE2931AD,LCSD
Column phase: RTx-OPPest

Instrument: GC_D2.i
Operator: MPK/TLW
Column diameter: 0.32

\\DenSvr03\Public\chem\GCS\GC_D2.i\0630092.B\006F0601.D

TestAmerica

Data file : \\DenSvr03\Public\chem\GCS\GC_D2.i\0630091.B\017F1701.D
Lab Smp Id: LERCV1AA Client Smp ID: M-6AB
Inj Date : 01-JUL-2009 00:26
Operator : MPK/TLW Inst ID: GC_D2.i
Smp Info : LERCV1AA,370-1
Misc Info : IS - GSV0633-09
Comment :
Method : \\DenSvr03\Public\chem\GCS\GC_D2.i\0630091.B\8141A-1.m
Meth Date : 01-Jul-2009 08:28 GC_D2.i Quant Type: ISTD
Cal Date : 26-JUN-2009 21:13 Cal File: 009F0901.D
Als bottle: 17
Dil Factor: 1.00000
Integrator: Falcon Compound Sublist: 8141A.sub
Target Version: 4.14
Processing Host: DENPC075

Concentration Formula: Amt * DF * Vf / Vs * CpndVariable

Name	Value	Description
DF	1.000	Dilution Factor
Vf	2000.000	Final Extract Volume (uL)
Vs	1059.000	Volume of Sample extracted (mL)
Cpnd Variable		Local Compound Variable

	Compounds	RT	EXP RT	REL RT	RESPONSE	CONCENTRATIONS ON-COLUMN (ug/mL)	CONCENTRATIONS FINAL (ug/L)
1	o,o,o-TEPT	Compound Not Detected.					
2	Dichlorvos	Compound Not Detected.					
3	Mevinphos	Compound Not Detected.					
$ 4	Chlormefos	5.831	5.836	(0.327)	16370	0.18171	0.3432(R)
5	Thionazin	Compound Not Detected.					
6	Demeton-O	Compound Not Detected.					
7	Ethoprop	Compound Not Detected.					
8	Naled	8.014	8.057	(0.449)	78	0.19665	0.3714 RT
* 9	Tributylphosphate	8.098	8.135	(1.000)	101779	2.00000	
10	Sulfotepp	Compound Not Detected.					
11	Phorate	Compound Not Detected.					
12	Dimethoate	Compound Not Detected.					
13	Demeton-S	Compound Not Detected.					
14	Simazine	Compound Not Detected.					
15	Atrazine	Compound Not Detected.					
16	propazine	Compound Not Detected.					
17	Disulfoton	Compound Not Detected.					
18	Diazinon	Compound Not Detected.					
19	Methyl Parathion	Compound Not Detected.					
20	Ronnel	Compound Not Detected.					
21	Malathion	Compound Not Detected.					
22	Fenthion	Compound Not Detected.					

		Compounds	RT	EXP RT	REL RT	RESPONSE	CONCENTRATIONS ON-COLUMN (ug/mL)	CONCENTRATIONS FINAL (ug/L)
	23	Parathion	Compound Not Detected.					
	24	Chlorpyrifos	12.078	12.067	(0.677)	62	9e-004	0.001760(a)
	25	Trichloronate	Compound Not Detected.					
	26	Anilazine	Compound Not Detected.					
	27	Merphos-A (Merphos)	13.208	13.199	(0.740)	94	0.00189	0.003578
	28	Tetrachlorvinphos (Stirophos)	13.828	13.824	(0.775)	130	0.00394	0.007446
	29	Tokuthion	Compound Not Detected.					
	30	Merphos-B (Merphos Oxone)	14.643	14.651	(0.821)	180	0.03430	0.06478
	31	Carbophenothion-methyl	Compound Not Detected.					
	32	Fensulfothion	Compound Not Detected.					
	33	Bolstar / Famphur	Compound Not Detected.					
	34	Carbophenothion	Compound Not Detected.					
$	35	Triphenyl phosphate	16.713	16.712	(0.937)	9061	0.21794	0.4116(R)
	36	Phosmet	Compound Not Detected.					
	37	EPN	Compound Not Detected.					
	38	Azinphos-methyl	Compound Not Detected.					
*	39	TOCP	17.843	17.846	(1.000)	82232	2.00000	
	40	Azinphos-ethyl	Compound Not Detected.					
	41	Coumaphos	Compound Not Detected.					
S	42	Merphos				274	0.00437	0.008259
M	43	Total Demeton	Compound Not Detected.					

QC Flag Legend

a - Target compound detected but, quantitated amount Below Limit Of Quantitation(BLOQ).
R - Spike/Surrogate failed recovery limits.

TestAmerica

INTERNAL STANDARD COMPOUNDS
AREA AND RT SUMMARY

Instrument ID: GC_D2.i
Lab File ID: 017F1701.D
Lab Smp Id: LERCV1AA
Analysis Type: SV
Quant Type: ISTD
Operator: MPK/TLW
Method File: \\DenSvr03\Public\chem\GCS\GC_D2.i\0630091.B\8141A-1.m
Misc Info: IS - GSV0633-09

Calibration Date: 30-JUN-2009
Calibration Time: 23:58
Client Smp ID: M-6AB
Level: LOW
Sample Type: WATER

COMPOUND	STANDARD	AREA LIMIT LOWER	AREA LIMIT UPPER	SAMPLE	%DIFF
9 Tributylphosphate	131201	65601	262402	101779	-22.43
39 TOCP	70963	35482	141926	82232	15.88

COMPOUND	STANDARD	RT LIMIT LOWER	RT LIMIT UPPER	SAMPLE	%DIFF
9 Tributylphosphate	8.10	7.60	8.60	8.10	0.03
39 TOCP	17.84	17.34	18.34	17.84	-0.00

AREA UPPER LIMIT = +100% of internal standard area.
AREA LOWER LIMIT = - 50% of internal standard area.
RT UPPER LIMIT = + 0.50 minutes of internal standard RT.
RT LOWER LIMIT = - 0.50 minutes of internal standard RT.

TestAmerica

RECOVERY REPORT

Client Name: Northgate Environmen11-JUN-2009 00:00 Client SDG: 8304604
Sample Matrix: LIQUID Fraction: SV
Lab Smp Id: LERCV1AA Client Smp ID: M-6AB
Level: LOW Operator: MPK/TLW
Data Type: GC DATA SampleType: SAMPLE
SpikeList File: fullDFCwater.spk Quant Type: ISTD
Sublist File: 8141A.sub
Method File: \\DenSvr03\Public\chem\GCS\GC_D2.i\0630091.B\8141A-1.m
Misc Info: IS - GSV0633-09

SURROGATE COMPOUND	CONC ADDED ug/L	CONC RECOVERED ug/L	% RECOVERED	LIMITS
$ 4 Chlormefos	1.888	0.3432	18.17*	48-114
$ 35 Triphenyl phosphat	1.888	0.4116	21.79*	50-150

Data File: \\DenSvr03\Public\chem\GCS\GC_D2.i\0630091.B\017F1701.D

Date : 01-JUL-2009 00:26

Client ID: M-6AB

Instrument: GC_D2.i

Sample Info: LERCV1AA,370-1

Operator: MPK/TLW

Column phase: RTx-1MS

Column diameter: 0.32

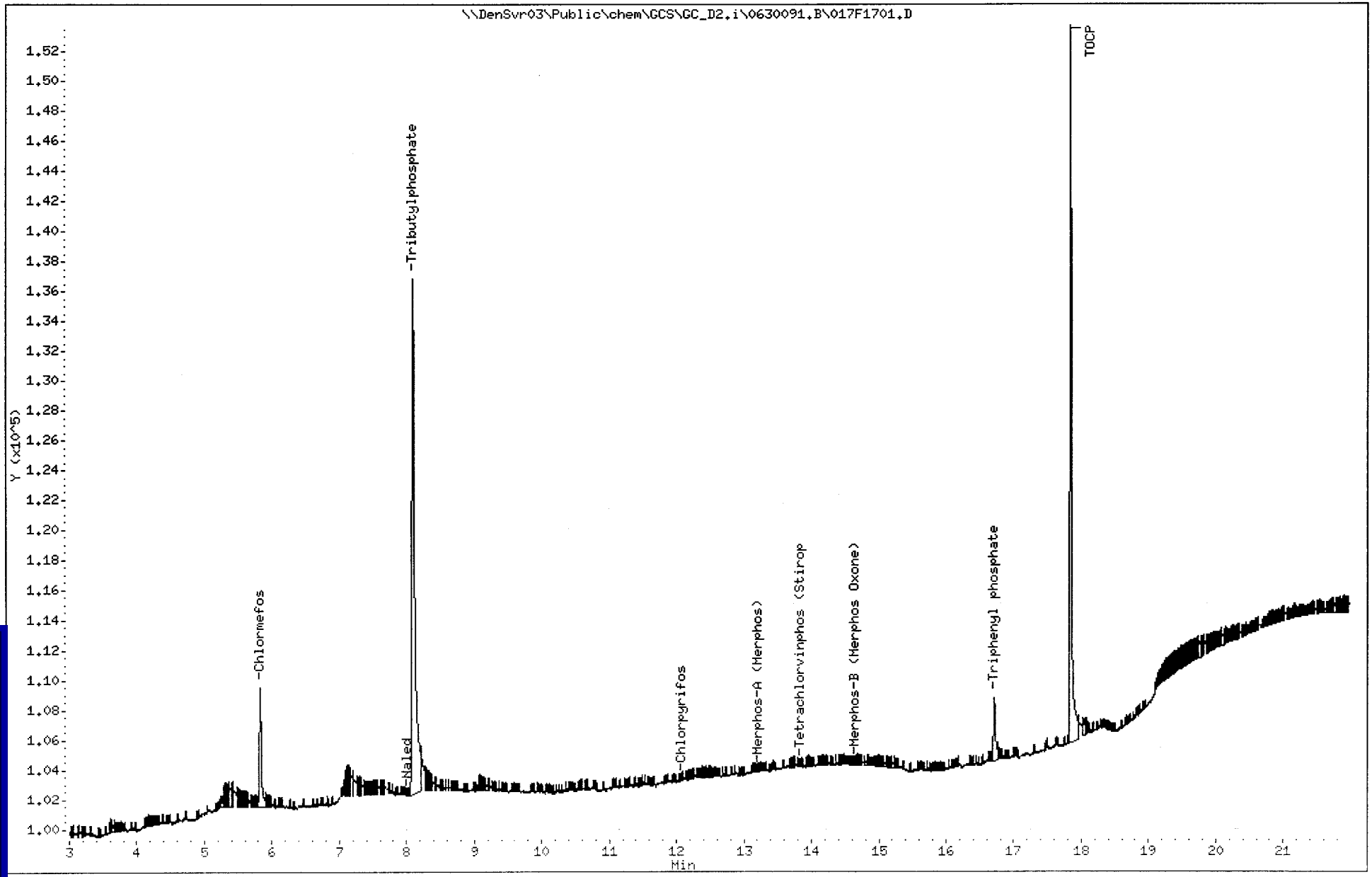

Table of Contents

TestAmerica

Data file : \\DenSvr03\Public\chem\GCS\GC_D2.i\0630092.B\017F1701.D
Lab Smp Id: LERCV1AA Client Smp ID: M-6AB
Inj Date : 01-JUL-2009 00:26
Operator : MPK/TLW Inst ID: GC_D2.i
Smp Info : LERCV1AA,370-1
Misc Info :
Comment :
Method : \\DenSvr03\Public\chem\GCS\GC_D2.i\0630092.B\8141A-2.m
Meth Date : 01-Jul-2009 08:31 GC_D2.i Quant Type: ISTD
Cal Date : 26-JUN-2009 21:13 Cal File: 009F0901.D
Als bottle: 17
Dil Factor: 1.00000
Integrator: Falcon Compound Sublist: 8141A.sub
Target Version: 4.14
Processing Host: DENPC075

Concentration Formula: Amt * DF * Vf / Vs * CpndVariable

Name	Value	Description
DF	1.000	Dilution Factor
Vf	2000.000	Final Extract Volume (uL)
Vs	1059.000	Volume of Sample Extracted (mL)
Cpnd Variable		Local Compound Variable

	Compounds	RT	EXP RT	REL RT	RESPONSE	CONCENTRATIONS ON-COLUMN (ug/mL)	CONCENTRATIONS FINAL (ug/L)
1	o,o,o-TEPT	Compound Not Detected.					
2	Dichlorvos	Compound Not Detected.					
$ 3	Chlormefos	7.380	7.384	(0.392)	14831	0.19714	0.3723(R)
4	Mevinphos	Compound Not Detected.					
5	Demeton-O	Compound Not Detected.					
6	Thionazin	Compound Not Detected.					
7	Ethoprop	Compound Not Detected.					
8	Phorate	Compound Not Detected.					
9	Naled	10.958	10.939	(0.582)	63	0.27220	0.5141
10	Sulfotepp	10.990	11.017	(0.584)	168	0.00171	0.003225(aA)
* 11	Tributylphosphate	11.110	11.116	(1.000)	93999	2.00000	
12	Simazine	11.430	11.399	(0.607)	137	0.00972	0.01836(aA)
13	Diazinon	Compound Not Detected.					
14	Atrazine	Compound Not Detected.					
15	Propazine	Compound Not Detected.					
16	Disulfoton	Compound Not Detected.					
17	Demeton-S	Compound Not Detected.					
18	Dimethoate	Compound Not Detected.					
19	Ronnel	Compound Not Detected.					
20	Merphos-A (Merphos)	Compound Not Detected.					
21	Chlorpyrifos	Compound Not Detected.					
22	Fenthion	Compound Not Detected.					

	Compounds	RT	EXP RT	REL RT	RESPONSE	CONCENTRATIONS ON-COLUMN (ug/mL)	CONCENTRATIONS FINAL (ug/L)
23	Trichloronate	14.718	14.711	(0.782)	68	0.10632	0.2008
24	Anilazine	Compound Not Detected.					
25	Methyl Parathion	Compound Not Detected.					
26	Malathion	15.695	15.724	(0.834)	59	0.00132	0.002502(a)
27	Tokuthion	Compound Not Detected.					
28	Parathion	16.465	16.494	(0.875)	90	0.00192	0.003629(a)
29	Merphos-B (Merphos Oxone)	Compound Not Detected.					
30	Tetrachlorvinphos (stirophos)	Compound Not Detected.					
31	Carbophenothion methyl	Compound Not Detected.					
32	Bolstar	Compound Not Detected.					
33	Carbophenothion	Compound Not Detected.					
$ 34	Triphenyl phosphate	18.280	18.281	(0.972)	10282	0.27853	0.5260(R)
35	Fensulfothion	Compound Not Detected.					
* 36	TOCP	18.815	18.816	(1.000)	73993	2.00000	
37	Phosmet / EPN	Compound Not Detected.					
38	Famphur	Compound Not Detected.					
39	Azinphos-methyl	Compound Not Detected.					
40	Azinphos-ethyl	Compound Not Detected.					
41	Coumaphos	Compound Not Detected.					
S 42	Merphos	Compound Not Detected.					
M 43	Total Demeton	Compound Not Detected.					

QC Flag Legend

a - Target compound detected but, quantitated amount Below Limit Of Quantitation(BLOQ).
A - Target compound detected but, quantitated amount exceeded maximum amount.
R - Spike/Surrogate failed recovery limits.

TestAmerica

INTERNAL STANDARD COMPOUNDS
AREA AND RT SUMMARY

Instrument ID: GC_D2.i
Lab File ID: 017F1701.D
Lab Smp Id: LERCV1AA
Analysis Type: SV
Quant Type: ISTD
Operator: MPK/TLW
Method File: \\DenSvr03\Public\chem\GCS\GC_D2.i\0630092.B\8141A-2.m
Misc Info:

Calibration Date: 30-JUN-2009
Calibration Time: 23:58
Client Smp ID: M-6AB
Level: LOW
Sample Type: WATER

COMPOUND	STANDARD	AREA LIMIT LOWER	AREA LIMIT UPPER	SAMPLE	%DIFF
11 Tributylphosphate	119701	59851	239402	93999	-21.47
36 TOCP	68687	34344	137374	73993	7.72

COMPOUND	STANDARD	RT LIMIT LOWER	RT LIMIT UPPER	SAMPLE	%DIFF
11 Tributylphosphate	11.11	10.61	11.61	11.11	0.03
36 TOCP	18.81	18.31	19.31	18.82	0.01

AREA UPPER LIMIT = +100% of internal standard area.
AREA LOWER LIMIT = - 50% of internal standard area.
RT UPPER LIMIT = + 0.50 minutes of internal standard RT.
RT LOWER LIMIT = - 0.50 minutes of internal standard RT.

TestAmerica

RECOVERY REPORT

Client Name: Northgate Environmen11-JUN-2009 00:00 Client SDG: 8304604
Sample Matrix: LIQUID Fraction: SV
Lab Smp Id: LERCV1AA Client Smp ID: M-6AB
Level: LOW Operator: MPK/TLW
Data Type: GC DATA SampleType: SAMPLE
SpikeList File: fullDFCwater.spk Quant Type: ISTD
Sublist File: 8141A.sub
Method File: \\DenSvr03\Public\chem\GCS\GC_D2.i\0630092.B\8141A-2.m
Misc Info:

SURROGATE COMPOUND	CONC ADDED ug/L	CONC RECOVERED ug/L	% RECOVERED	LIMITS
$ 3 Chlormefos	1.888	0.3723	19.71*	48-114
$ 34 Triphenyl phosphat	1.888	0.5260	27.85*	50-150

Data File: \\DenSvr03\Public\chem\GCS\GC_D2.i\0630092.B\017F1701.D
Date : 01-JUL-2009 00:26
Client ID: M-6AB
Sample Info: LERCV1AA,370-1

Column phase: RTx-OPPest

Instrument: GC_D2.i

Operator: MPK/TLW
Column diameter: 0.32

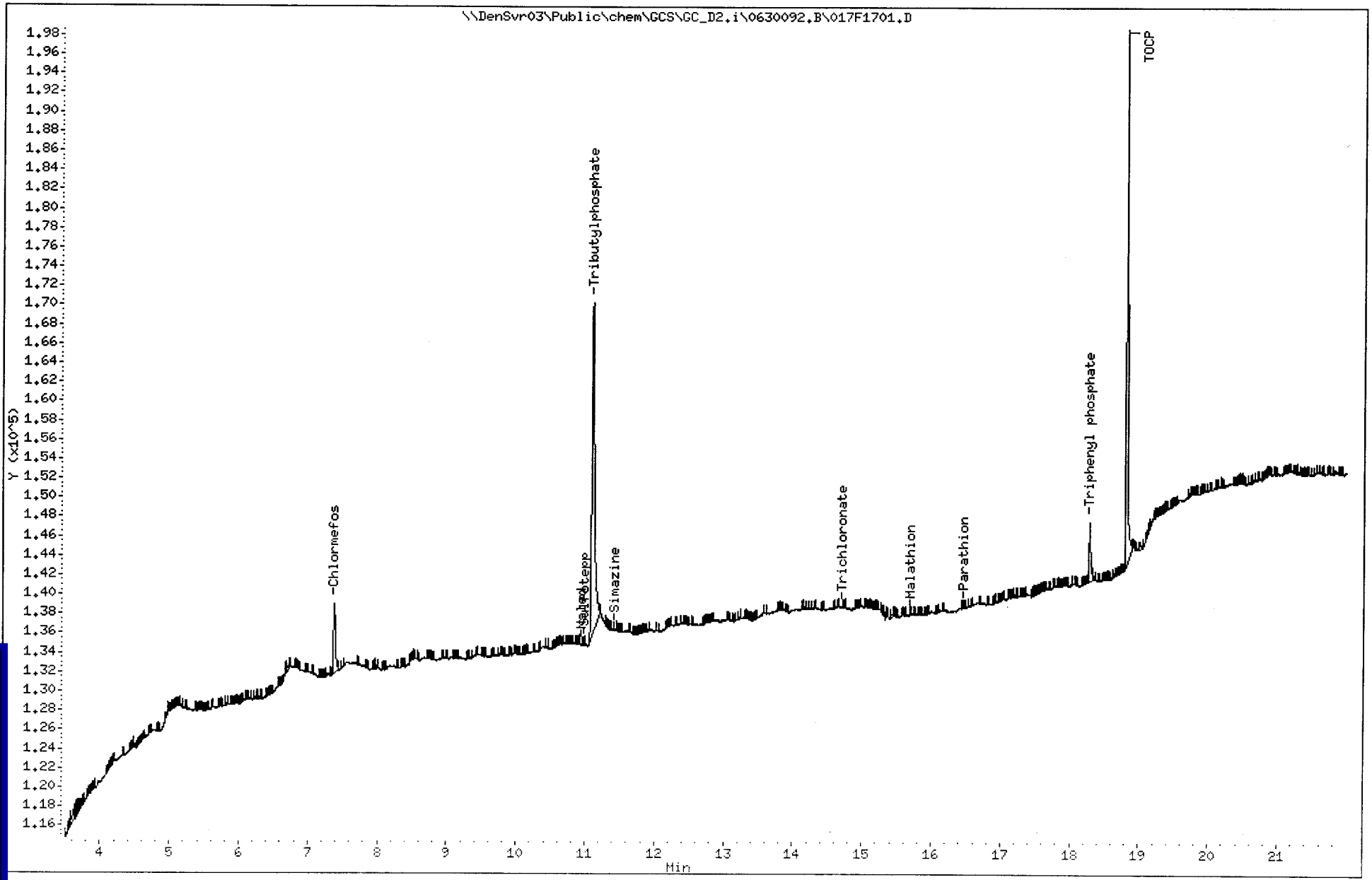

TestAmerica

Table of Contents

GC SEMIVOLATILE
INITIAL CALIBRATION DATA

TestAmerica

THE LEADER IN ENVIRONMENTAL TESTING

GC and HPLC ICAL Review Checklist

TestAmerica
THE LEADER IN ENVIRONMENTAL TESTING

608 8081 8082 8151 (8141)
TPH/DRO Other SV 6014
8310 8330 Other HPLC

601 602 8021 BTEX
TPH/GRO Other Volatile GC

Calibration Date: 062609
Instrument ID: D2

Review Items	--- Level 1 --- Yes	No	N/A	Level 2	Comments
Initial Calibration					
1. Are correct data files used?	✓			✓	
2. Is there a sufficient number of calibration points used?	✓			✓	
3. Are reasons for removal of points documented?	✓			✓	Better linearity
4. Is linearity acceptable, 8000 Series: linear least-squares regression with $r \geq 0.990$, (DOD projects require $r \geq 0.995$) quadratic fit COD $r^2 > 0.990$, or average response factors with RSD ≤ 20%? 600 Series: < 10% RSD or linear regression	✓			✓	
5. Are the correct RT windows applied to the ICAL integration?	✓			✓	
6. Are DDT & Endrin breakdown < 15%?			✓	NA	
7. Is each manual integration completely documented, signed and appropriate?	✓			✓	
8. Is traceability of standards properly documented?	✓			✓	
9. Was second level hand calculation performed? (document analyte checked)	-----	-----	-----	✓	
10. Was second-source ICV performed & recovery 85-115%?	✗	✓		✓	Primary Include %R Naled -40.1%, Simazine +31.1%, Disulfoton -20.6% Malathion -18.8%, Anilazine -49.2%, Carbophenothion-methyl -32.3%, Phosmet -17.6% Secondary Include %R Naled -47.6%, Simazine +80.1%, Anilazine -39.9%, Malathion -23.2%, Carbophenothion-methyl -37.7%, Merphos -19.3%

1st Level Reviewer: [signature] Date: 6/30/09
2nd Level Reviewer: [signature] Date: 6/30/09

Table of Contents

NCE\062609.S

Sequence Table (Front Injector):

Quantification Part:

Line	Location	SampleName	SampleAmount	ISTDAmt	Multiplier	Dilution
1	Vial 1	PRIMER				
2	Vial 2	HEXANE				
3	Vial 3	OPP L7 GSV0634				
4	Vial 4	OPP L6 GSV0637				
5	Vial 5	OPP L5 GSV0635				
6	Vial 6	OPP L4 GSV0638				
7	Vial 7	OPP L3 GSV0639				
8	Vial 8	OPP L2 GSV0640				
9	Vial 9	OPP L1 GSV0641				
10	Vial 10	OPP SS GSV0633				
11	Vial 11	GSV075309 SPK				
12	Vial 12	LE2931AA,MB				
13	Vial 13	LE2931AC,LCS				
14	Vial 14	LE2931AD,LCSD				
15	Vial 15	LEQA91AC,222-15				10
16	Vial 16	LEQA91AC,222-15				3
17	Vial 17	LEQCQ1AC,222-18				2
18	Vial 18	LERD61AD,377-1				
19	Vial 19	LERD81AH,377-3				
20	Vial 20	LERN71AF,115-1				
21	Vial 21	LERPQ1AF,115-2				
22	Vial 22	LERPX1AF,115-3				
23	Vial 23	LE1F91AJ,138-1				
24	Vial 24	OPP L5 GSV0635				
25	Vial 25	LE29M1AA,MB				
26	Vial 26	LE29M1AC,LCS				
27	Vial 27	LE29M1AD,LCSD				
28	Vial 28	LEQA91AA,222-15				10
29	Vial 29	LEQA91AA,222-15				3
30	Vial 30	LEQCQ1AA,222-18				2
31	Vial 31	LFARC1AA,MB				
32	Vial 32	LFARC1AC,LCS				
33	Vial 33	LFARC1AD,LCSD				
34	Vial 34	LEKL02AA,185-1				
35	Vial 35	LE29L1AA,MB				
36	Vial 36	LE29L1AC,LCS				
37	Vial 37	LE29L1AD,LCSD				
38	Vial 38	LERCV1AA,370-1				
39	Vial 39	LEWJG1AA,143-1				
40	Vial 40	OPP L5 GSV0635				
41	Vial 41	LE5PX1AA,MB				
42	Vial 42	LE5PX1AC,LCS				
43	Vial 43	LE5PX1AD,LCSD				
44	Vial 44	LE39F1AA,179-1				
45	Vial 45	LE3PF1AA,179-2				
46	Vial 46	LE39L1AA,179-3				
47	Vial 47	LFARL1AA,MB				
48	Vial 48	LFARL1AC,LCS				
49	Vial 49	LFARL1AD,LCSD				
50	Vial 50	LEKLE2AE,180-2				
51	Vial 51	LEKLF2AE,180-3				
52	Vial 52	LEKLL2AE,180-4				
53	Vial 53	LEKLQ2AE,180-5				
54	Vial 54	LENR72AD,322-1				
55	Vial 55	LEPG32AJ,161-1				
56	Vial 56	OPP L5 GSV0635				
57	Vial 57	LFD4N1AA,MB				
58	Vial 58	LFD4N1AC,LCS				

9168144

9168147

9170431

9168145

RR

9168553

9170430

9173102

D2 6/26/2009 11:59:30 AM MPK/TLW

ICE\062609.S

Line	Location	SampleName	SampleAmount	ISTDAmt	Multiplier	Dilution
59	Vial 59	LFD4N1AD,LCSD				
60	Vial 60	LE3041AJ,158-1				
61	Vial 61	LFD4W1AA,MB				
62	Vial 62	LFD4W1AC,LCS				
63	Vial 63	LFD4W1AD,LCSD				
64	Vial 64	LE7EE1AA,266-2				
65	Vial 65	LE9Q61AA,216-2				
66	Vial 66	LE9RA1AA,216-3				
67	Vial 67	LFC4Q1AD,199-2				
68	Vial 68	OPP L5 GSV0635				
69	Vial 69	LFAN01AA,MB				
70	Vial 70	LFAN01AC,LCS				
71	Vial 71	LFAN01AD,LCSD				
72	Vial 72	LE4291AA,273-1				
73	Vial 73	LE4291AD,273-1S				
74	Vial 74	LE4291AE,273-1D				
75	Vial 75	LE9PJ1AA,215-1				
76	Vial 76	OPP L5 GSV0635				
77	Vial 77	OPP L1 GSV0641				
78	Vial 100	HEXANE/ACETONE				

1173103

1170919

Sequence Table (Back Injector):

No entries - empty table!

Report Date : 30-Jun-2009 12:45 Page 1

TestAmerica

INITIAL CALIBRATION DATA

Start Cal Date : 26-JUN-2009 18:28
End Cal Date : 26-JUN-2009 21:13
Quant Method : ISTD
Target Version : 4.14
Integrator : Falcon
Method file : \\DenSvr03\Public\chem\GCS\GC_D2.i\0626091.B\8141A-1.m
Last Edit : 30-Jun-2009 12:45 GC_D2.i

Calibration File Names:
Level 1: \\DenSvr03\Public\chem\GCS\GC_D2.i\0626091.B\009F0901.D
Level 2: \\DenSvr03\Public\chem\GCS\GC_D2.i\0626091.B\008F0801.D
Level 3: \\DenSvr03\Public\chem\GCS\GC_D2.i\0626091.B\007F0701.D
Level 4: \\DenSvr03\Public\chem\GCS\GC_D2.i\0626091.B\006F0601.D
Level 5: \\DenSvr03\Public\chem\GCS\GC_D2.i\0626091.B\005F0501.D
Level 6: \\DenSvr03\Public\chem\GCS\GC_D2.i\0626091.B\004F0401.D
Level 7: \\DenSvr03\Public\chem\GCS\GC_D2.i\0626091.B\003F0301.D

SEE CALIBRATION HISTORY

Compound	0.2000000 Level 1	0.5000000 Level 2	1.0000 Level 3	2.0000 Level 4	3.0000 Level 5	4.0000 Level 6	Curve	Coefficients b	m1	m2	%RSD or R^2
	5.0000 Level 7										
1 o,o,o-TEPT	3.11591	2.63737	2.67945	2.89676	2.71623	2.90430					
	2.77446						AVRG		2.81778		5.91149
2 Dichlorvos	2.01706	1.62225	1.58545	1.76366	1.71981	1.74982					
	1.79032						AVRG		1.74977		7.99554
3 Mevinphos	1.01774	0.91295	0.90158	1.01760	0.95159	0.98250					
	0.94429						AVRG		0.96118		4.85992
5 Thionazin	2.12707	1.94606	1.94866	2.08214	1.96051	2.00095					
	1.93224						AVRG		1.99966		3.79706

Table of Contents

TestAmerica

INITIAL CALIBRATION DATA

Start Cal Date : 26-JUN-2009 18:28
End Cal Date : 26-JUN-2009 21:13
Quant Method : ISTD
Target Version : 4.14
Integrator : Falcon
Method file : \\DenSvr03\Public\chem\GCS\GC_D2.i\0626091.B\8141A-1.m
Last Edit : 30-Jun-2009 12:45 GC_D2.i

Compound	0.2000000 Level 1	0.5000000 Level 2	1.0000 Level 3	2.0000 Level 4	3.0000 Level 5	4.0000 Level 6	Curve	Coefficients b	m1	m2	%RSD or R^2	
	5.0000 Level 7											
6 Demeton-O	9836	17553	30145	62341	96004	113108						1/x
	165003						WLINR	-0.01288	1.85831		0.99594	
7 Ethoprop	1.93480	1.70823	1.62324	1.73203	1.74110	1.78272						
	1.74432						AVRG		1.75235		5.38512	
8 Naled	1992	6103	15042	36940	67594	90892						
	121152						WLINR	0.09632	0.47378		0.98961	<- 1/x r=0.995
10 Sulfotepp	34658	70885	131347	259970	393078	486417						1/x
	609341						WLINR	-0.03469	2.43674		0.99856	
11 Phorate	2.02801	1.82946	1.73796	1.82370	1.76374	1.79146						
	1.72902						AVRG		1.81476		5.60901	
12 Dimethoate	1.89561	1.76866	2.07434	2.25696	2.23554	2.30994						
	2.21598						AVRG		2.10815		9.72697	
13 Demeton-S	1.49306	1.46224	1.49173	1.58543	1.55216	1.58919						
	1.52702						AVRG		1.52869		3.21407	

Table of Contents

TestAmerica

INITIAL CALIBRATION DATA

Start Cal Date : 26-JUN-2009 18:28
End Cal Date : 26-JUN-2009 21:13
Quant Method : ISTD
Target Version : 4.14
Integrator : Falcon
Method file : \\DenSvr03\Public\chem\GCS\GC_D2.i\0626091.B\8141A-1.m
Last Edit : 30-Jun-2009 12:45 GC_D2.i

Compound	0.2000000 Level 1	0.5000000 Level 2	1.0000 Level 3	2.0000 Level 4	3.0000 Level 5	4.0000 Level 6	Curve	Coefficients b	m1	m2	%RSD or R^2	
	5.0000 Level 7											
14 Simazine	4819	16248	29382	64611	115426	147784						1/x²
	190219						WLINR	0.03988	0.73140		0.99336	
15 Atrazine	0.70185	0.76532	0.75073	0.84628	0.85434	0.90844						
	0.89508						AVRG		0.81743		9.61085	
16 propazine	0.73887	0.70136	0.69239	0.78178	0.75651	0.81417						
	0.79462						AVRG		0.75424		6.13423	
17 Disulfoton	15404	33208	61920	127893	193050	247845						1/x
	290419						WLINR	-0.01928	1.20917		0.99576	
18 Diazinon	2.20234	1.83553	1.83772	2.01856	1.98676	1.84115						
	1.92388						AVRG		1.94942		6.88114	
19 Methyl Parathion	1.22644	1.10389	1.13741	1.32395	1.30344	1.29686						
	1.26213						AVRG		1.23630		6.92144	
20 Ronnel	1.42863	1.23369	1.21320	1.29342	1.24446	1.34650						
	1.18584						AVRG		1.27796		6.65504	

Table of Contents

TestAmerica

INITIAL CALIBRATION DATA

Start Cal Date : 26-JUN-2009 18:28
End Cal Date : 26-JUN-2009 21:13
Quant Method : ISTD
Target Version : 4.14
Integrator : Falcon
Method file : \\DenSvr03\Public\chem\GCS\GC_D2.i\0626091.B\8141A-1.m
Last Edit : 30-Jun-2009 12:45 GC_D2.i

Compound	0.2000000 Level 1	0.5000000 Level 2	1.0000 Level 3	2.0000 Level 4	3.0000 Level 5	4.0000 Level 6	Curve	Coefficients b	m1	m2	%RSD or R^2
	5.0000 Level 7										
21 Malathion	15443	30581	57103	119836	186013	228260					
	283462						WLINR	-0.02066	1.14436		0.99783
22 Fenthion	1.46442	1.18458	1.16481	1.29096	1.25584	1.25506					
	1.18151						AVRG		1.25674		8.19381
23 Parathion	1.42438	1.25387	1.23322	1.38998	1.36308	1.38514					
	1.31279						AVRG		1.33749		5.43501
24 Chlorpyrifos	1.85614	1.56747	1.47379	1.62915	1.61527	1.62330					
	1.56216						AVRG		1.61818		7.28314
25 Trichloronate	1.44751	1.42551	1.34762	1.48171	1.46256	1.52450					
	1.43428						AVRG		1.44624		3.78186
26 Anilazine	1493	2095	5311	12790	19893	29375					
	+++++						QUAD	0.02107	9.16488	-8.66056	0.99476
27 Merphos-A (Merphos)	1.24844	1.15527	1.15966	1.23989	1.21263	1.24409					
	1.18648						AVRG		1.20664		3.30523

1/x

Table of Contents

TestAmerica

INITIAL CALIBRATION DATA

Start Cal Date : 26-JUN-2009 18:28
End Cal Date : 26-JUN-2009 21:13
Quant Method : ISTD
Target Version : 4.14
Integrator : Falcon
Method file : \\DenSvr03\Public\chem\GCS\GC_D2.i\0626091.B\8141A-1.m
Last Edit : 30-Jun-2009 12:45 GC_D2.i

Compound	0.2000000 Level 1	0.5000000 Level 2	1.0000 Level 3	2.0000 Level 4	3.0000 Level 5	4.0000 Level 6	Curve	Coefficients b	m1	m2	%RSD or R^2	
	5.0000 Level 7											
28 Tetrachlorvinphos (Stirophos)	0.76814	0.74606	0.73464	0.83451	0.85233	0.85150						
	0.82648						AVRG		0.80195		6.32809	
29 Tokuthion	1.50295	1.28283	1.29501	1.44234	1.39452	1.40891						
	1.37817						AVRG		1.38639		5.62055	
30 Merphos-B (Merphos Oxone)	3884	7933	11676	34113	50056	65974						NTC
	79809						WLINR	0.01044	0.32634		0.98820	<-See Merphos
31 Carbophenothion-methyl	14924	30542	55023	105577	167145	206137						1/x
	266724						WLINR	-0.03349	1.03813		0.99979	
32 Fensulfothion	8319	23000	51304	104440	185778	229856						1/x
	295978						WLINR	0.04728	1.18751		0.99821	
33 Bolstar / Famphur	1.54988	1.27794	1.32328	1.33835	1.27633	1.28540						
	1.23307						AVRG		1.32632		7.86825	
34 Carbophenothion	1.57916	1.19992	1.27687	1.32336	1.26122	1.41398						
	1.25966						AVRG		1.33059		9.63398	

Table of Contents

TestAmerica

INITIAL CALIBRATION DATA

Start Cal Date : 26-JUN-2009 18:28
End Cal Date : 26-JUN-2009 21:13
Quant Method : ISTD
Target Version : 4.14
Integrator : Falcon
Method file : \\DenSvr03\Public\chem\GCS\GC_D2.i\0626091.B\8141A-1.m
Last Edit : 30-Jun-2009 12:45 GC_D2.i

Compound	0.2000000 Level 1	0.5000000 Level 2	1.0000 Level 3	2.0000 Level 4	3.0000 Level 5	4.0000 Level 6	Curve	Coefficients b	m1	m2	%RSD or R^2	
	5.0000 Level 7											
36 Phosmet	1.22087	1.01385	1.11032	1.20586	1.12340	1.16129						
	1.13672						AVRG		1.13890		6.04111	
37 EPN	9525	23196	48705	111165	171283	220388						$1/x^2$
	294020						WLINR	0.02456	1.11450		0.99317	
38 Azinphos-methyl	1.19565	1.13516	1.16767	1.28235	1.23551	1.26700						
	1.21185						AVRG		1.21360		4.33999	
40 Azinphos-ethyl	23154	43578	74071	134607	209971	253982						$1/x^2$
	318459						WLINR	-0.07409	1.26388		0.99928	
41 Coumaphos	1.00140	0.89806	0.92250	1.01947	1.01017	1.01013						
	0.99015						AVRG		0.97884		4.92558	
42 Merphos	1.61523	1.45962	1.38820	1.59026	1.52873	1.58626						
	1.49925						AVRG		1.52393		5.34513	
43 Total Demeton	1.94415	1.66775	1.60440	1.71838	1.66174	1.66727						
	1.68503						AVRG		1.70696		6.44185	

Table of Contents

TestAmerica

INITIAL CALIBRATION DATA

Start Cal Date : 26-JUN-2009 18:28
End Cal Date : 26-JUN-2009 21:13
Quant Method : ISTD
Target Version : 4.14
Integrator : Falcon
Method file : \\DenSvr03\Public\chem\GCS\GC_D2.i\0626091.B\8141A-1.m
Last Edit : 30-Jun-2009 12:45 GC_D2.i

Compound	0.2000000 Level 1	0.5000000 Level 2	1.0000 Level 3	2.0000 Level 4	3.0000 Level 5	4.0000 Level 6	Curve	Coefficients b	m1	m2	%RSD or R^2
	5.0000 Level 7										
$ 4 Chlormefos	2.28223	2.03679	2.00000	2.26084	2.35620	2.24671					
	2.15521						AVRG		2.19114		6.04132
$ 35 Triphenyl phosphate	1.09980	0.99217	0.96977	1.05450	0.99627	1.00900					
	0.95665						AVRG		1.01117		4.94580

Table of Contents

TestAmerica

INITIAL CALIBRATION DATA

Start Cal Date : 26-JUN-2009 18:28
End Cal Date : 26-JUN-2009 21:13
Quant Method : ISTD
Target Version : 4.14
Integrator : Falcon
Method file : \\DenSvr03\Public\chem\GCS\GC_D2.i\0626091.B\8141A-1.m
Last Edit : 30-Jun-2009 12:45 GC_D2.i

Curve	Formula	Units
Averaged	Amt = Rsp/m1	Response
Wt Linear	Amt = b + Rsp/m1	Response
Quad	Amt = b + m1*Rsp + m2*Rsp^2	Response

Table of Contents

-2009 12:45

Calibration History

Method : \\DenSvr03\Public\chem\GCS\GC_D2.i\0626091.B\8141A-1.m
Start Cal Date: 26-JUN-2009 18:28
End Cal Date : 26-JUN-2009 21:13
Last Cal Level: 1
Last Cal Type : Continuing Calibration

Initial Calibration

Injection Date	Sublist	Calibration File
Cal Level: 1 , Cal Amount: 0.20000		
26-JUN-2009 21:13	8141A	\\DenSvr03\Public\chem\GCS\GC_D2.i\0626091.B\009F0901.D
Cal Level: 2 , Cal Amount: 0.50000		
26-JUN-2009 20:45	8141A	\\DenSvr03\Public\chem\GCS\GC_D2.i\0626091.B\008F0801.D
Cal Level: 3 , Cal Amount: 1.00000		
26-JUN-2009 20:18	8141A	\\DenSvr03\Public\chem\GCS\GC_D2.i\0626091.B\007F0701.D
Cal Level: 4 , Cal Amount: 2.00000		
26-JUN-2009 19:50	8141A	\\DenSvr03\Public\chem\GCS\GC_D2.i\0626091.B\006F0601.D
Cal Level: 5 , Cal Amount: 3.00000		
26-JUN-2009 19:23	8141A	\\DenSvr03\Public\chem\GCS\GC_D2.i\0626091.B\005F0501.D
Cal Level: 6 , Cal Amount: 4.00000		
26-JUN-2009 18:55	8141A	\\DenSvr03\Public\chem\GCS\GC_D2.i\0626091.B\004F0401.D
Cal Level: 7 , Cal Amount: 5.00000		
26-JUN-2009 18:28	8141A	\\DenSvr03\Public\chem\GCS\GC_D2.i\0626091.B\003F0301.D

Continuing Calibration

LOBAL LEVEL 4

26-JUN-2009 21:40	8141A	\\DenSvr03\Public\chem\GCS\GC_D2.i\0626091.B\010F1001.D
26-JUN-2009 19:50	8141A	\\DenSvr03\Public\chem\GCS\GC_D2.i\0626091.B\006F0601.D
26-JUN-2009 19:23	8141A	\\DenSvr03\Public\chem\GCS\GC_D2.i\0626091.B\005F0501.D

Report Date : 30-Jun-2009 12:58 Page 1

TestAmerica

INITIAL CALIBRATION DATA

Start Cal Date : 26-JUN-2009 18:28
End Cal Date : 26-JUN-2009 21:13
Quant Method : ISTD
Target Version : 4.14
Integrator : Falcon
Method file : \\DenSvr03\Public\chem\GCS\GC_D2.i\0626092.B\8141A-2.m
Last Edit : 30-Jun-2009 12:58 GC_D2.i

Calibration File Names:
Level 1: \\DenSvr03\Public\chem\GCS\GC_D2.i\0626092.B\009F0901.D
Level 2: \\DenSvr03\Public\chem\GCS\GC_D2.i\0626092.B\008F0801.D
Level 3: \\DenSvr03\Public\chem\GCS\GC_D2.i\0626092.B\007F0701.D
Level 4: \\DenSvr03\Public\chem\GCS\GC_D2.i\0626092.B\006F0601.D
Level 5: \\DenSvr03\Public\chem\GCS\GC_D2.i\0626092.B\005F0501.D SEE CALIBRATION HISTORY
Level 6: \\DenSvr03\Public\chem\GCS\GC_D2.i\0626092.B\004F0401.D
Level 7: \\DenSvr03\Public\chem\GCS\GC_D2.i\0626092.B\003F0301.D

Compound	0.2000000 Level 1	0.5000000 Level 2	1.0000 Level 3	2.0000 Level 4	3.0000 Level 5	4.0000 Level 6	5.0000 Level 7	Curve	Coefficients b	m1	m2	%RSD or R^2
1 o,o,o-TEPT	2.92648	2.44243	2.35582	2.65851	2.57132	2.61478						
	2.53900							AVRG		2.58691		7.02274
2 Dichlorvos	1.96421	1.82228	1.84036	2.17503	2.12732	2.04712						
	2.16332							AVRG		2.01995		7.32345
4 Mevinphos	1.44354	1.24995	1.21811	1.44363	1.32123	1.40873						
	1.43954							AVRG		1.36067		7.12634
5 Demeton-O	1.19821	1.29971	1.18493	1.34261	1.38930	1.37760						
	1.28370							AVRG		1.29658		6.26552

Table of Contents

TestAmerica

INITIAL CALIBRATION DATA

Start Cal Date : 26-JUN-2009 18:28
End Cal Date : 26-JUN-2009 21:13
Quant Method : ISTD
Target Version : 4.14
Integrator : Falcon
Method file : \\DenSvr03\Public\chem\GCS\GC_D2.i\0626092.B\8141A-2.m
Last Edit : 30-Jun-2009 12:58 GC_D2.i

Compound	0.2000000 Level 1	0.5000000 Level 2	1.0000 Level 3	2.0000 Level 4	3.0000 Level 5	4.0000 Level 6	5.0000 Level 7	Curve	Coefficients b	m1	m2	%RSD or R^2	
6 Thionazin	2.15838	1.84195	1.93751	1.98059	2.08762	2.20076							
	2.03673							AVRG		2.03479		6.19054	
7 Ethoprop	1.70034	1.41105	1.44674	1.51565	1.56615	1.54046							
	1.46268							AVRG		1.52044		6.33190	
8 Phorate	1.89356	1.60276	1.58391	1.69691	1.82591	1.99241							
	1.74661							AVRG		1.76315		8.53946	
9 Naled	94.00000	1666	10859	28010	46004	58330							1/x
	78857							WLINR	0.13436	0.49080		0.99248	
10 Sulfotepp	2.79835	2.53605	2.59328	2.75080	2.67397	2.68532							
	2.57687							AVRG		2.65923		3.59851	
12 Simazine	0.36415	0.34683	0.35351	0.38559	0.39087	0.41510							
	0.41001							AVRG		0.38086		7.05346	
13 Diazinon	12067	15923	49407	98649	155648	181790							1/x
	228810							WLINR	0.01456	1.44446		0.99190	

Table of Contents

TestAmerica

INITIAL CALIBRATION DATA

Start Cal Date : 26-JUN-2009 18:28
End Cal Date : 26-JUN-2009 21:13
Quant Method : ISTD
Target Version : 4.14
Integrator : Falcon
Method file : \\DenSvr03\Public\chem\GCS\GC_D2.i\0626092.B\8141A-2.m
Last Edit : 30-Jun-2009 12:58 GC_D2.i

Compound	0.2000000 Level 1	0.5000000 Level 2	1.0000 Level 3	2.0000 Level 4	3.0000 Level 5	4.0000 Level 6	Curve	Coefficients b	m1	m2	%RSD or R^2
	5.0000 Level 7										
14 Atrazine	5427	1231	21316	49088	85997	98759					
	128612						LINR	0.11621	0.83396		0.99221
15 Propazine	4880	8102	20907	43235	72628	85745					
	110050						WLINR	0.02910	0.68050		0.99492
16 Disulfoton	1.39584	1.32983	1.36835	1.41433	1.46581	1.46415					
	1.37843						AVRG		1.40239		3.56764
17 Demeton-S	667	15766	33785	70921	121463	157195					
	175573						WLINR	0.05954	1.76807		0.99272
18 Dimethoate	1.93513	1.88284	1.72920	1.81890	1.98388	1.88204					
	1.92489						AVRG		1.87955		4.46888
19 Ronnel	1.49381	1.09752	1.14631	1.23377	1.29336	1.31702					
	1.27410						AVRG		1.26513		10.15653
20 Merphos-A (Merphos)	0.73714	0.72841	0.76463	0.71117	0.75339	0.75359					
	0.62474						AVRG		0.72472		6.56840

1/x

1/x

Table of Contents

TestAmerica

INITIAL CALIBRATION DATA

Start Cal Date : 26-JUN-2009 18:28
End Cal Date : 26-JUN-2009 21:13
Quant Method : ISTD
Target Version : 4.14
Integrator : Falcon
Method file : \\DenSvr03\Public\chem\GCS\GC_D2.i\0626092.B\8141A-2.m
Last Edit : 30-Jun-2009 12:58 GC_D2.i

Compound	0.2000000 Level 1	0.5000000 Level 2	1.0000 Level 3	2.0000 Level 4	3.0000 Level 5	4.0000 Level 6	Curve	Coefficients b	m1	m2	%RSD or R^2
	5.0000 Level 7										
21 Chlorpyrifos	1.28253	1.15885	1.24944	1.20702	1.32365	1.38773					
	1.37311						AVRG		1.28319		6.60140
22 Fenthion	1.20874	1.15890	1.17283	1.16181	1.25398	1.18816					
	1.18668						AVRG		1.19016		2.76871
23 Trichloronate	6944	26053	49357	106326	170976	208762					
	296442						WLINR	0.05263	1.73863		0.99738
24 Anilazine	1634	2256	3581	6899	11039	13112					
	19108						LINR	-0.00058	0.10979		0.99085
25 Methyl Parathion	1.21391	1.12059	1.22102	1.33829	1.35198	1.32937					
	1.41908						AVRG		1.28489		8.00353
26 Malathion	1.23986	1.19694	1.15056	1.17724	1.17540	1.20726					
	1.27856						AVRG		1.20369		3.60449
27 Tokuthion	1.50291	1.31056	1.35261	1.35076	1.45106	1.48916					
	1.40826						AVRG		1.40933		5.28420

Table of Contents

800

TestAmerica

INITIAL CALIBRATION DATA

Start Cal Date : 26-JUN-2009 18:28
End Cal Date : 26-JUN-2009 21:13
Quant Method : ISTD
Target Version : 4.14
Integrator : Falcon
Method file : \\DenSvr03\Public\chem\GCS\GC_D2.i\0626092.B\8141A-2.m
Last Edit : 30-Jun-2009 12:58 GC_D2.i

Compound	0.2000000 Level 1	0.5000000 Level 2	1.0000 Level 3	2.0000 Level 4	3.0000 Level 5	4.0000 Level 6	Curve	Coefficients b	m1	m2	%RSD or R^2	
	5.0000 Level 7											
28 Parathion	1.27111	1.15628	1.24872	1.23420	1.30817	1.35972						
	1.28450						AVRG		1.26610		5.02432	
29 Merphos-B (Merphos Oxone)	3793	6271	15065	23458	40683	62127						
	65080						WLINR	-0.05169	0.21659		0.96366	<-NTC, see merphos
30 Tetrachlorvinphos (stirophos)	0.86036	0.73114	0.73243	0.80291	0.86664	0.87311						
	0.86651						AVRG		0.81902		7.82425	
31 Carbophenothion methyl	1.16513	1.02032	1.04699	1.17159	1.27808	1.26831						
	1.26700						AVRG		1.17392		9.08251	
32 Bolstar	1.33280	1.22387	1.19075	1.20601	1.27262	1.22830						
	1.20152						AVRG		1.23655		4.05030	
33 Carbophenothion	1.18442	1.13595	1.15332	1.18001	1.34689	1.22912						
	1.28180						AVRG		1.21593		6.21486	
35 Fensulfothion	0.88346	0.80409	0.88036	0.97346	0.94597	1.00424						
	0.92148						AVRG		0.91615		7.30438	

Table of Contents

TestAmerica

INITIAL CALIBRATION DATA

Start Cal Date : 26-JUN-2009 18:28
End Cal Date : 26-JUN-2009 21:13
Quant Method : ISTD
Target Version : 4.14
Integrator : Falcon
Method file : \\DenSvr03\Public\chem\GCS\GC_D2.i\0626092.B\8141A-2.m
Last Edit : 30-Jun-2009 12:58 GC_D2.i

Compound	0.2000000 Level 1	0.5000000 Level 2	1.0000 Level 3	2.0000 Level 4	3.0000 Level 5	4.0000 Level 6	Curve	Coefficients b	m1	m2	%RSD or R^2	
	5.0000 Level 7											
37 Phosmet / EPN	19707	35826	68186	146012	207459	263604						
	330448						WLINR	-0.04262	1.00518		0.99785	1/x
38 Famphur	1.45536	1.20800	1.18770	1.39816	1.20947	1.39569						
	1.32805						AVRG		1.31178		8.35158	
39 Azinphos-methyl	1.25589	1.08970	1.07858	1.30240	1.20427	1.27709						
	1.19199						AVRG		1.19999		7.33978	
40 Azinphos-ethyl	1.14013	1.11628	1.12015	1.18786	1.16269	1.14594						
	1.12699						AVRG		1.14286		2.23350	
41 Coumaphos	0.78930	0.81655	0.85887	0.90448	0.89897	0.94628						
	0.93653						AVRG		0.87871		6.77030	
42 Merphos	1.56460	1.43887	1.64263	1.66880	1.73437	1.91569						
	1.70275						AVRG		1.66682		8.85773	
43 Total Demeton	3533	23328	47171	100663	168375	213468						
	244812						WLINR	0.06780	1.63923		0.99469	1/x

Table of Contents

TestAmerica

INITIAL CALIBRATION DATA

Start Cal Date : 26-JUN-2009 18:28
End Cal Date : 26-JUN-2009 21:13
Quant Method : ISTD
Target Version : 4.14
Integrator : Falcon
Method file : \\DenSvr03\Public\chem\GCS\GC_D2.i\0626092.B\8141A-2.m
Last Edit : 30-Jun-2009 12:58 GC_D2.i

Compound	0.2000000 Level 1	0.5000000 Level 2	1.0000 Level 3	2.0000 Level 4	3.0000 Level 5	4.0000 Level 6	Curve	Coefficients b	m1	m2	%RSD or R^2
	5.0000 Level 7										
$ 3 Chlormefos	2.19506	1.83698	1.78322	2.03418	2.29040	2.05386					
	2.04016						AVRG		2.03341		8.83890
$ 34 Triphenyl phosphate	1.10969	0.86972	0.91132	1.07710	1.01080	0.99885					
	1.00703						AVRG		0.99779		8.47904

Table of Contents

TestAmerica

INITIAL CALIBRATION DATA

Start Cal Date : 26-JUN-2009 18:28
End Cal Date : 26-JUN-2009 21:13
Quant Method : ISTD
Target Version : 4.14
Integrator : Falcon
Method file : \\DenSvr03\Public\chem\GCS\GC_D2.i\0626092.B\8141A-2.m
Last Edit : 30-Jun-2009 12:58 GC_D2.i

Curve	Formula	Units
Averaged	Amt = Rsp/ml	Response
Linear	Amt = b + Rsp/ml	Response
Wt Linear	Amt = b + Rsp/ml	Response

Table of Contents

2009 12:58

Calibration History

Method : \\DenSvr03\Public\chem\GCS\GC_D2.i\0626092.B\8141A-2.m
Start Cal Date: 26-JUN-2009 18:28
End Cal Date : 26-JUN-2009 21:13
Last Cal Level: 1
Last Cal Type : Continuing Calibration

Initial Calibration

Injection Date	Sublist	Calibration File
Cal Level: 1 , Cal Amount: 0.20000		
26-JUN-2009 21:13	8141A	\\DenSvr03\Public\chem\GCS\GC_D2.i\0626092.B\009F0901.D
Cal Level: 2 , Cal Amount: 0.50000		
26-JUN-2009 20:45	8141A	\\DenSvr03\Public\chem\GCS\GC_D2.i\0626092.B\008F0801.D
Cal Level: 3 , Cal Amount: 1.00000		
26-JUN-2009 20:18	8141A	\\DenSvr03\Public\chem\GCS\GC_D2.i\0626092.B\007F0701.D
Cal Level: 4 , Cal Amount: 2.00000		
26-JUN-2009 19:50	8141A	\\DenSvr03\Public\chem\GCS\GC_D2.i\0626092.B\006F0601.D
Cal Level: 5 , Cal Amount: 3.00000		
26-JUN-2009 19:23	8141A	\\DenSvr03\Public\chem\GCS\GC_D2.i\0626092.B\005F0501.D
Cal Level: 6 , Cal Amount: 4.00000		
26-JUN-2009 18:55	8141A	\\DenSvr03\Public\chem\GCS\GC_D2.i\0626092.B\004F0401.D
Cal Level: 7 , Cal Amount: 5.00000		
26-JUN-2009 18:28	8141A	\\DenSvr03\Public\chem\GCS\GC_D2.i\0626092.B\003F0301.D

Continuing Calibration

OBAL LEVEL 4

26-JUN-2009 21:40	8141A	\\DenSvr03\Public\chem\GCS\GC_D2.i\0626092.B\010F1001.D
26-JUN-2009 19:50	8141A	\\DenSvr03\Public\chem\GCS\GC_D2.i\0626092.B\006F0601.D
26-JUN-2009 19:23	8141A	\\DenSvr03\Public\chem\GCS\GC_D2.i\0626092.B\005F0501.D

vr03\Public\chem\GCS\GC_D2.i\0626091.B/010F1001.D
Report Date: 06/30/2009

CONTINUING CALIBRATION COMPOUNDS
PERCENT DRIFT REPORT

Instrument ID: GC_D2.i
Lab File ID: 010F1001.D
Analysis Type: NONE

Injection Date: 26-JUN-2009 21:40
Lab Sample ID: OPP SS GSV0633
Method File: \\DenSvr03\Public\chem\GCS\GC_D2.

	COMPOUND	EXPECTED CONC.	MEASURED CONC.	%D	MAX %D	
1	o,o,o-TEPT	2.0000	2.0577	2.9	15.0	
2	Dichlorvos	2.0000	1.9061	4.7	15.0	
3	Mevinphos	2.0000	1.6977	15.1	15.0	<- ok
4	Chlormefos	2.0000	1.7808	11.0	15.0	
5	Thionazin	2.0000	1.9740	1.3	15.0	
6	Demeton-O	0.6500	1.8707	187.8	15.0	<- ok, see total demeton
7	Ethoprop	2.0000	2.0536	2.7	15.0	
8	Naled	2.0000	1.1983	40.1	15.0	<-
9	Sulfotepp	2.0000	1.7932	10.3	15.0	
10	Phorate	2.0000	2.0180	0.9	15.0	
11	Dimethoate	2.0000	2.0859	4.3	15.0	
12	Demeton-S	1.3600	0.2313	83.0	15.0	<- ok, see total demeton
13	Simazine	2.0000	2.6218	31.1	15.0	<-
14	Atrazine	2.0000	1.9566	2.2	15.0	
15	propazine	2.0000	1.9127	4.4	15.0	
17	Disulfoton	2.0000	1.5890	20.6	15.0	<-
16	Diazinon	2.0000	2.1583	7.9	15.0	
18	Methyl Parathion	2.0000	2.0404	2.0	15.0	
19	Ronnel	2.0000	2.1513	7.6	15.0	
20	Malathion	2.0000	1.6248	18.8	15.0	<-
21	Fenthion	2.0000	1.8840	5.8	15.0	
22	Parathion	2.0000	1.9436	2.8	15.0	
23	Chlorpyrifos	2.0000	1.9720	1.4	15.0	
24	Trichloronate	2.0000	1.8619	6.9	15.0	
25	Anilazine	2.0000	1.0151	49.2	15.0	<-
148	Merphos-A (Merphos)	2.0000	0.4078	79.6	999.0	
26	Tetrachlorvinphos (Stirophos)	2.0000	2.0880	4.4	15.0	
28	Tokuthion	2.0000	2.0254	1.3	15.0	
149	Merphos-B (Merphos Oxone)	2.0000	6.6232	231.2	999.0	
29	Carbophenothion-methyl	2.0000	1.3536	32.3	15.0	<-
29	Fensulfothion	2.0000	1.9235	3.8	15.0	
30	Bolstar / Famphur	4.0000	4.0636	1.6	15.0	
32	Carbophenothion	2.0000	1.8639	6.8	15.0	
31	Triphenyl phosphate	2.0000	1.7170	14.2	15.0	
34	Phosmet	2.0000	1.6471	17.6	15.0	<-
32	EPN	2.0000	1.7931	10.3	15.0	
33	Azinphos-methyl	2.0000	1.9226	3.9	15.0	
35	Azinphos-ethyl	2.0000	1.8331	8.3	15.0	
36	Coumaphos	2.0000	2.0063	0.3	15.0	

rr03\Public\chem\GCS\GC_D2.i\0626091.B/010F1001.D
Report Date: 06/30/2009

CONTINUING CALIBRATION COMPOUNDS
PERCENT DRIFT REPORT

Instrument ID: GC_D2.i
Lab File ID: 010F1001.D
Analysis Type: NONE

Injection Date: 26-JUN-2009 21:40
Lab Sample ID: OPP SS GSV0633
Method File: \\DenSvr03\Public\chem\GCS\GC_D2.

COMPOUND	EXPECTED CONC.	MEASURED CONC.	%D	MAX %D
27 Merphos	2.0000	1.7215	13.9	15.0
40 Total Demeton	2.0000	2.1021	5.1	15.0

Average %D = 23.4

\\DenSvr03\Public\chem\GCS\GC_D2.i\0626092.B/010F1001.D
Report Date: 06/30/2009

CONTINUING CALIBRATION COMPOUNDS
PERCENT DRIFT REPORT

Instrument ID: GC_D2.i
Lab File ID: 010F1001.D
Analysis Type: NONE

Injection Date: 26-JUN-2009 21:40
Lab Sample ID: OPP SS GSV0633
Method File: \\DenSvr03\Public\chem\GCS\GC_D2.

	COMPOUND	EXPECTED CONC.	MEASURED CONC.	%D	MAX %D	
1	o,o,o-TEPT	2.0000	2.0069	0.3	15.0	
2	Dichlorvos	2.0000	1.7707	11.5	15.0	
3	Chlormefos	2.0000	1.6957	15.2	15.0	<- ok
4	Mevinphos	2.0000	1.8364	8.2	15.0	
5	Demeton-O	0.6500	2.0472	215.0	15.0	<- ok, see total demeton
6	Thionazin	2.0000	1.8758	6.2	15.0	
7	Ethoprop	2.0000	1.8962	5.2	15.0	
8	Phorate	2.0000	1.9509	2.5	15.0	
10	Naled	2.0000	1.0486	47.6	15.0	<-
146	Sulfotepp	2.0000	1.7143	14.3	15.0	
10	Simazine	2.0000	3.6013	80.1	15.0	<-
12	Diazinon	2.0000	2.0803	4.0	15.0	
150	Atrazine	2.0000	1.9693	1.5	15.0	
13	Propazine	2.0000	1.8742	6.3	15.0	
14	Disulfoton	2.0000	1.6970	15.1	15.0	<- ok
15	Demeton-S	1.3600	0.2011	85.2	15.0	<- ok, see total demeton
16	Dimethoate	2.0000	1.8701	6.5	15.0	
17	Ronnel	2.0000	2.0112	0.6	15.0	
148	Merphos-A (Merphos)	2.0000	0.5348	73.3	999.0	
18	Chlorpyrifos	2.0000	2.1084	5.4	15.0	
19	Fenthion	2.0000	2.0634	3.2	15.0	
20	Trichloronate	2.0000	1.8617	6.9	15.0	
21	Anilazine	2.0000	1.2425	37.9	15.0	<-
23	Methyl Parathion	2.0000	2.0228	1.1	15.0	
24	Malathion	2.0000	1.5362	23.2	15.0	<-
25	Tokuthion	2.0000	1.8925	5.4	15.0	
26	Parathion	2.0000	2.1337	6.7	15.0	
149	Merphos-B (Merphos Oxone)	2.0000	5.0080	150.4	999.0	
27	Tetrachlorvinphos (stirophos)	2.0000	2.0814	4.1	15.0	
28	Carbophenothion methyl	2.0000	1.2466	37.7	15.0	<-
28	Bolstar	2.0000	2.0778	3.9	15.0	
30	Carbophenothion	2.0000	1.7496	12.5	15.0	
29	Triphenyl phosphate	2.0000	1.7275	13.6	15.0	
30	Fensulfothion	2.0000	2.0824	4.1	15.0	
35	Phosmet / EPN	4.0000	3.4695	13.3	15.0	
33	Famphur	2.0000	1.7579	12.1	15.0	
34	Azinphos-methyl	2.0000	1.8108	9.5	15.0	
35	Azinphos-ethyl	2.0000	1.7982	10.1	15.0	
36	Coumaphos	2.0000	1.9588	2.1	15.0	

\\DenSvr03\Public\chem\GCS\GC_D2.i\0626092.B/010F1001.D
Report Date: 06/30/2009

CONTINUING CALIBRATION COMPOUNDS
PERCENT DRIFT REPORT

Instrument ID: GC_D2.i
Lab File ID: 010F1001.D
Analysis Type: NONE

Injection Date: 26-JUN-2009 21:40
Lab Sample ID: OPP SS GSV0633
Method File: \\DenSvr03\Public\chem\GCS\GC_D2.

COMPOUND	EXPECTED CONC.	MEASURED CONC.	%D	MAX %D	
22 Merphos	2.0000	1.6146	19.3	15.0	<-
40 Total Demeton	2.0000	2.2483	12.4	15.0	

Average %D = 24.2

TestAmerica

Data file : \\DenSvr03\Public\chem\GCS\GC_D2.i\0626091.B\003F0301.D
Lab Smp Id: OPP L7 GSV0634 Client Smp ID: OPP L7 GSV0634
Inj Date : 26-JUN-2009 18:28
Operator : MPK/TLW Inst ID: GC_D2.i
Smp Info : OPP L7 GSV0634
Misc Info : IS - GSV0633-09
Comment :
Method : \\DenSvr03\Public\chem\GCS\GC_D2.i\0626091.B\8141A-1.m
Meth Date : 30-Jun-2009 12:45 GC_D2.i Quant Type: ISTD
Cal Date : 26-JUN-2009 20:18 Cal File: 007F0701.D
Als bottle: 3 Calibration Sample, Level: 7
Dil Factor: 1.00000
Integrator: Falcon Compound Sublist: 8141A.sub
Target Version: 4.14
Processing Host: DENPC075

						AMOUNTS	
						CAL-AMT	ON-COL
	Compounds	RT	EXP RT	REL RT	RESPONSE	(ug/mL)	(ug/mL)
	1 o,o,o-TEPT	3.256	3.254	(0.183)	707938	5.00000	4.923
	2 Dichlorvos	4.075	4.074	(0.228)	456822	5.00000	5.116(A)
	3 Mevinphos	5.736	5.739	(0.322)	240948	5.00000	4.912
$	4 Chlormefos	5.835	5.836	(0.327)	549929	5.00000	4.918
	5 Thionazin	7.505	7.507	(0.421)	493034	5.00000	4.831
	6 Demeton-O	7.645	7.649	(0.428)	165003	1.62500	1.714
	7 Ethoprop	7.846	7.852	(0.440)	445084	5.00000	4.977
	8 Naled	8.053	8.057	(0.451)	121152	5.00000	5.203(A)
*	9 Tributylphosphate	8.110	8.135	(1.000)	206876	2.00000	
	10 Sulfotepp	8.440	8.442	(0.473)	609341	5.00000	4.831
	11 Phorate	8.530	8.532	(0.478)	441181	5.00000	4.764
	12 Dimethoate	8.655	8.659	(0.485)	565436	5.00000	5.256(A)
	13 Demeton-S	8.838	8.846	(0.495)	264954	3.40000	3.396
	14 Simazine	8.921	8.924	(0.500)	190219	5.00000	5.176(A)
	15 Atrazine	9.091	9.094	(0.510)	228392	5.00000	5.475(A)
	16 propazine	9.236	9.241	(0.518)	202756	5.00000	5.268(A)
	17 Disulfoton	9.866	9.869	(0.553)	290419	5.00000	4.668
	18 Diazinon	9.900	9.902	(0.555)	490902	5.00000	4.934
	19 Methyl Parathion	10.715	10.717	(0.601)	322048	5.00000	5.104(A)
	20 Ronnel	11.238	11.241	(0.630)	302582	5.00000	4.640
	21 Malathion	11.801	11.804	(0.661)	283462	5.00000	4.812
	22 Fenthion	11.930	11.932	(0.669)	301476	5.00000	4.701
	23 Parathion	12.020	12.019	(0.674)	334974	5.00000	4.908
	24 Chlorpyrifos	12.068	12.067	(0.676)	398604	5.00000	4.827
	25 Trichloronate	12.493	12.496	(0.700)	365975	5.00000	4.959
	26 Anilazine	12.815	12.817	(0.718)	34322	5.00000	4.247
	27 Merphos-A (Merphos)	13.196	13.199	(0.740)	302744	5.00000	4.916
	28 Tetrachlorvinphos (Stirophos)	13.818	13.824	(0.774)	210886	5.00000	5.153(A)
	29 Tokuthion	14.448	14.449	(0.810)	351657	5.00000	4.970
	30 Merphos-B (Merphos Oxone)	14.646	14.651	(0.821)	79809	5.00000	4.813
	31 Carbophenothion-methyl	15.235	15.239	(0.854)	266724	5.00000	4.968
	32 Fensulfothion	15.356	15.361	(0.861)	295978	5.00000	4.978
	33 Bolstar / Famphur	16.053	16.053	(0.900)	629265	10.0000	9.297

		Compounds	RT	EXP RT	REL RT	RESPONSE	AMOUNTS CAL-AMT (ug/mL)	AMOUNTS ON-COL (ug/mL)
	34	Carbophenothion	16.196	16.197	(0.908)	321417	5.00000	4.733
$	35	Triphenyl phosphate	16.710	16.712	(0.936)	244102	5.00000	4.730(A)
	36	Phosmet	16.963	16.963	(0.951)	290049	5.00000	4.990
	37	EPN	17.150	17.151	(0.961)	294020	5.00000	5.219(A)
	38	Azinphos-methyl	17.478	17.480	(0.980)	309219	5.00000	4.993
*	39	TOCP	17.843	17.846	(1.000)	102065	2.00000	
	40	Azinphos-ethyl	17.923	17.926	(1.004)	318459	5.00000	4.789
	41	Coumaphos	18.363	18.366	(1.029)	252650	5.00000	5.058(A)
S	42	Merphos				382553	5.00000	4.876
M	43	Total Demeton				429957	5.00000	5.110

QC Flag Legend

A - Target compound detected but, quantitated amount exceeded maximum amount.

TestAmerica

INTERNAL STANDARD COMPOUNDS
AREA AND RT SUMMARY

Instrument ID: GC_D2.i
Lab File ID: 003F0301.D
Lab Smp Id: OPP L7 GSV0634
Analysis Type: SV
Quant Type: ISTD
Operator: MPK/TLW
Method File: \\DenSvr03\Public\chem\GCS\GC_D2.i\0626091.B\8141A-1.m
Misc Info: IS - GSV0633-09

Calibration Date: 26-JUN-2009
Calibration Time: 21:40
Client Smp ID: OPP L7 GSV0634
Level:
Sample Type:

COMPOUND	STANDARD	AREA LIMIT LOWER	AREA LIMIT UPPER	SAMPLE	%DIFF
9 Tributylphosphate	166572	83286	333144	206876	24.20
39 TOCP	99647	49824	199294	102065	2.43

COMPOUND	STANDARD	RT LIMIT LOWER	RT LIMIT UPPER	SAMPLE	%DIFF
9 Tributylphosphate	8.11	7.61	8.61	8.11	-0.03
39 TOCP	17.84	17.34	18.34	17.84	0.01

AREA UPPER LIMIT = +100% of internal standard area.
AREA LOWER LIMIT = - 50% of internal standard area.
RT UPPER LIMIT = + 0.50 minutes of internal standard RT.
RT LOWER LIMIT = - 0.50 minutes of internal standard RT.



Data File: \\DenSvr03\Public\chem\GCS\GC_D2,i\0626091,B\003F0301,D
Date : 26-JUN-2009 18:28
Client ID: OPP L7 GSV0634
Sample Info: OPP L7 GSV0634
Column phase: RTx-1MS

Instrument: GC_D2,i
Operator: MPK/TLW
Column diameter: 0.32

\\DenSvr03\Public\chem\GCS\GC_D2,i\0626091,B\003F0301,D

TestAmerica

Data file : \\DenSvr03\Public\chem\GCS\GC_D2.i\0626091.B\004F0401.D
Lab Smp Id: OPP L6 GSV0637 Client Smp ID: OPP L6 GSV0637
Inj Date : 26-JUN-2009 18:55
Operator : MPK/TLW Inst ID: GC_D2.i
Smp Info : OPP L6 GSV0637
Misc Info : IS - GSV0633-09
Comment :
Method : \\DenSvr03\Public\chem\GCS\GC_D2.i\0626091.B\8141A-1.m
Meth Date : 30-Jun-2009 12:45 GC_D2.i Quant Type: ISTD
Cal Date : 26-JUN-2009 18:28 Cal File: 003F0301.D
Als bottle: 4 Calibration Sample, Level: 6
Dil Factor: 1.00000
Integrator: Falcon Compound Sublist: 8141A.sub
Target Version: 4.14
Processing Host: DENPC075

						AMOUNTS	
						CAL-AMT	ON-COL
	Compounds	RT	EXP RT	REL RT	RESPONSE	(ug/mL)	(ug/mL)
	1 o,o,o-TEPT	3.254	3.254	(0.182)	559984	4.00000	4.123
	2 Dichlorvos	4.074	4.074	(0.228)	337386	4.00000	4.000
	3 Mevinphos	5.736	5.739	(0.321)	189437	4.00000	4.089
$	4 Chlormefos	5.834	5.836	(0.327)	433193	4.00000	4.101
	5 Thionazin	7.504	7.507	(0.421)	385808	4.00000	4.002
	6 Demeton-O	7.646	7.649	(0.429)	113108	1.30000	1.237
	7 Ethoprop	7.848	7.852	(0.440)	343730	4.00000	4.069
	8 Naled	8.054	8.057	(0.451)	90892	4.00000	4.172
*	9 Tributylphosphate	8.111	8.135	(1.000)	190710	2.00000	
	10 Sulfotepp	8.439	8.442	(0.473)	486417	4.00000	4.072
	11 Phorate	8.531	8.532	(0.478)	345415	4.00000	3.949
	12 Dimethoate	8.654	8.659	(0.485)	445385	4.00000	4.383
	13 Demeton-S	8.838	8.846	(0.495)	208362	2.72000	2.828
	14 Simazine	8.919	8.924	(0.500)	147784	4.00000	4.272
	15 Atrazine	9.089	9.094	(0.509)	175159	4.00000	4.445
	16 propazine	9.236	9.241	(0.518)	156982	4.00000	4.318
	17 Disulfoton	9.868	9.869	(0.553)	247845	4.00000	4.214
	18 Diazinon	9.901	9.902	(0.555)	354996	4.00000	3.778
	19 Methyl Parathion	10.714	10.717	(0.601)	250051	4.00000	4.196
	20 Ronnel	11.239	11.241	(0.630)	259621	4.00000	4.214
	21 Malathion	11.799	11.804	(0.661)	228260	4.00000	4.097
	22 Fenthion	11.931	11.932	(0.669)	241990	4.00000	3.995
	23 Parathion	12.018	12.019	(0.674)	267071	4.00000	4.142
	24 Chlorpyrifos	12.066	12.067	(0.676)	312992	4.00000	4.013
	25 Trichloronate	12.493	12.496	(0.700)	293942	4.00000	4.216
	26 Anilazine	12.814	12.817	(0.718)	29375	4.00000	4.019
	27 Merphos-A (Merphos)	13.196	13.199	(0.740)	239875	4.00000	4.124
	28 Tetrachlorvinphos (Stirophos)	13.818	13.824	(0.774)	164180	4.00000	4.247
	29 Tokuthion	14.446	14.449	(0.810)	271654	4.00000	4.065
	30 Merphos-B (Merphos Oxone)	14.648	14.651	(0.821)	65974	4.00000	4.215
	31 Carbophenothion-methyl	15.234	15.239	(0.854)	206137	4.00000	4.052
	32 Fensulfothion	15.358	15.361	(0.861)	229856	4.00000	4.110
	33 Bolstar / Famphur	16.053	16.053	(0.900)	495681	8.00000	7.753

		Compounds	RT	EXP RT	REL RT	RESPONSE	AMOUNTS CAL-AMT (ug/mL)	AMOUNTS ON-COL (ug/mL)
	34	Carbophenothion	16.194	16.197	(0.908)	272632	4.00000	4.251
$	35	Triphenyl phosphate	16.711	16.712	(0.937)	194548	4.00000	3.991(A)
	36	Phosmet	16.963	16.963	(0.951)	223910	4.00000	4.079
	37	EPN	17.148	17.151	(0.961)	220388	4.00000	4.152
	38	Azinphos-methyl	17.478	17.480	(0.980)	244293	4.00000	4.176
*	39	TOCP	17.843	17.846	(1.000)	96406	2.00000	
	40	Azinphos-ethyl	17.923	17.926	(1.004)	253982	4.00000	4.021
	41	Coumaphos	18.363	18.366	(1.029)	194765	4.00000	4.128
S	42	Merphos				305849	4.00000	4.161
M	43	Total Demeton				321470	4.00000	4.064

QC Flag Legend

A - Target compound detected but, quantitated amount exceeded maximum amount.

TestAmerica

INTERNAL STANDARD COMPOUNDS
AREA AND RT SUMMARY

Instrument ID: GC_D2.i
Lab File ID: 004F0401.D
Lab Smp Id: OPP L6 GSV0637
Analysis Type: SV
Quant Type: ISTD
Operator: MPK/TLW
Method File: \\DenSvr03\Public\chem\GCS\GC_D2.i\0626091.B\8141A-1.m
Misc Info: IS - GSV0633-09

Calibration Date: 26-JUN-2009
Calibration Time: 21:40
Client Smp ID: OPP L6 GSV0637
Level:
Sample Type:

		AREA LIMIT			
COMPOUND	STANDARD	LOWER	UPPER	SAMPLE	%DIFF
9 Tributylphosphate	166572	83286	333144	190710	14.49
39 TOCP	99647	49824	199294	96406	-3.25

		RT LIMIT			
COMPOUND	STANDARD	LOWER	UPPER	SAMPLE	%DIFF
9 Tributylphosphate	8.11	7.61	8.61	8.11	-0.01
39 TOCP	17.84	17.34	18.34	17.84	0.00

AREA UPPER LIMIT = +100% of internal standard area.
AREA LOWER LIMIT = - 50% of internal standard area.
RT UPPER LIMIT = + 0.50 minutes of internal standard RT.
RT LOWER LIMIT = - 0.50 minutes of internal standard RT.



Data File: \\DenSvr03\Public\chem\GCS\GC_D2.i\0626091.B\004F0401.D
Date : 26-JUN-2009 18:55
Client ID: OPP L6 GSV0637
Sample Info: OPP L6 GSV0637
Column phase: RTx-1MS

Instrument: GC_D2.i
Operator: MPK/TLW
Column diameter: 0.32

TestAmerica

Data file : \\DenSvr03\Public\chem\GCS\GC_D2.i\0626091.B\005F0501.D
Lab Smp Id: OPP L5 GSV0635 Client Smp ID: OPP L5 GSV0635
Inj Date : 26-JUN-2009 19:23
Operator : MPK/TLW Inst ID: GC_D2.i
Smp Info : OPP L5 GSV0635
Misc Info : IS - GSV0633-09
Comment :
Method : \\DenSvr03\Public\chem\GCS\GC_D2.i\0626091.B\8141A-1.m
Meth Date : 30-Jun-2009 12:45 GC_D2.i Quant Type: ISTD
Cal Date : 26-JUN-2009 18:55 Cal File: 004F0401.D
Als bottle: 5 Calibration Sample, Level: 5
Dil Factor: 1.00000
Integrator: Falcon Compound Sublist: 8141A.sub
Target Version: 4.14
Processing Host: DENPC075

						AMOUNTS	
						CAL-AMT	ON-COL
	Compounds	RT	EXP RT	REL RT	RESPONSE	(ug/mL)	(ug/mL)
	1 o,o,o-TEPT	3.254	3.254	(0.182)	430120	3.00000	2.892
	2 Dichlorvos	4.074	4.074	(0.228)	272336	3.00000	2.949
	3 Mevinphos	5.737	5.739	(0.322)	150686	3.00000	2.970
$	4 Chlormefos	5.834	5.836	(0.327)	373109	3.00000	3.226
	5 Thionazin	7.504	7.507	(0.421)	310451	3.00000	2.941
	6 Demeton-O	7.646	7.649	(0.429)	96004	0.97500	0.9530
	7 Ethoprop	7.847	7.852	(0.440)	275706	3.00000	2.981
	8 Naled	8.054	8.057	(0.451)	67594	3.00000	2.896
*	9 Tributylphosphate	8.111	8.135	(1.000)	190357	2.00000	
	10 Sulfotepp	8.439	8.442	(0.473)	393078	3.00000	2.987
	11 Phorate	8.531	8.532	(0.478)	279291	3.00000	2.916
	12 Dimethoate	8.654	8.659	(0.485)	354003	3.00000	3.181
	13 Demeton-S	8.837	8.846	(0.495)	167136	2.04000	2.071
	14 Simazine	8.919	8.924	(0.500)	115426	3.00000	3.070
	15 Atrazine	9.089	9.094	(0.509)	135287	3.00000	3.135
	16 propazine	9.236	9.241	(0.518)	119795	3.00000	3.009
	17 Disulfoton	9.867	9.869	(0.553)	193050	3.00000	2.986
	18 Diazinon	9.901	9.902	(0.555)	314608	3.00000	3.057
	19 Methyl Parathion	10.714	10.717	(0.600)	206402	3.00000	3.163
	20 Ronnel	11.239	11.241	(0.630)	197062	3.00000	2.921
	21 Malathion	11.799	11.804	(0.661)	186013	3.00000	3.038
	22 Fenthion	11.931	11.932	(0.669)	198864	3.00000	2.998
	23 Parathion	12.017	12.019	(0.674)	215846	3.00000	3.057
	24 Chlorpyrifos	12.066	12.067	(0.676)	255782	3.00000	2.995
	25 Trichloronate	12.494	12.496	(0.700)	231599	3.00000	3.034
	26 Anilazine	12.812	12.817	(0.718)	19893	3.00000	2.881
	27 Merphos-A (Merphos)	13.196	13.199	(0.740)	192022	3.00000	3.015
	28 Tetrachlorvinphos (Stirophos)	13.816	13.824	(0.774)	134968	3.00000	3.188
	29 Tokuthion	14.447	14.449	(0.810)	220825	3.00000	3.018
	30 Merphos-B (Merphos Oxone)	14.647	14.651	(0.821)	50056	3.00000	2.927
	31 Carbophenothion-methyl	15.236	15.239	(0.854)	167145	3.00000	2.983
	32 Fensulfothion	15.356	15.361	(0.861)	185778	3.00000	3.058
	33 Bolstar / Famphur	16.051	16.053	(0.900)	404218	6.00000	5.774

		Compounds	RT	EXP RT	REL RT	RESPONSE	AMOUNTS CAL-AMT (ug/mL)	AMOUNTS ON-COL (ug/mL)
	34	Carbophenothion	16.194	16.197	(0.908)	199717	3.00000	2.844
$	35	Triphenyl phosphate	16.711	16.712	(0.937)	157761	3.00000	2.956(A)
	36	Phosmet	16.962	16.963	(0.951)	177892	3.00000	2.959
	37	EPN	17.149	17.151	(0.961)	171283	3.00000	2.961
	38	Azinphos-methyl	17.476	17.480	(0.979)	195645	3.00000	3.054
*	39	TOCP	17.842	17.846	(1.000)	105568	2.00000	
	40	Azinphos-ethyl	17.922	17.926	(1.004)	209971	3.00000	2.999
	41	Coumaphos	18.364	18.366	(1.029)	159962	3.00000	3.096
S	42	Merphos				242078	3.00000	2.978
M	43	Total Demeton				263140	3.00000	3.024

QC Flag Legend

A - Target compound detected but, quantitated amount exceeded maximum amount.

TestAmerica

INTERNAL STANDARD COMPOUNDS
AREA AND RT SUMMARY

Instrument ID: GC_D2.i
Lab File ID: 005F0501.D
Lab Smp Id: OPP L5 GSV0635
Analysis Type: SV
Quant Type: ISTD
Operator: MPK/TLW
Method File: \\DenSvr03\Public\chem\GCS\GC_D2.i\0626091.B\8141A-1.m
Misc Info: IS - GSV0633-09

Calibration Date: 26-JUN-2009
Calibration Time: 21:40
Client Smp ID: OPP L5 GSV0635
Level:
Sample Type:

		AREA LIMIT			
COMPOUND	STANDARD	LOWER	UPPER	SAMPLE	%DIFF
9 Tributylphosphate	166572	83286	333144	190357	14.28
39 TOCP	99647	49824	199294	105568	5.94

		RT LIMIT			
COMPOUND	STANDARD	LOWER	UPPER	SAMPLE	%DIFF
9 Tributylphosphate	8.11	7.61	8.61	8.11	-0.02
39 TOCP	17.84	17.34	18.34	17.84	0.00

AREA UPPER LIMIT = +100% of internal standard area.
AREA LOWER LIMIT = - 50% of internal standard area.
RT UPPER LIMIT = + 0.50 minutes of internal standard RT.
RT LOWER LIMIT = - 0.50 minutes of internal standard RT.

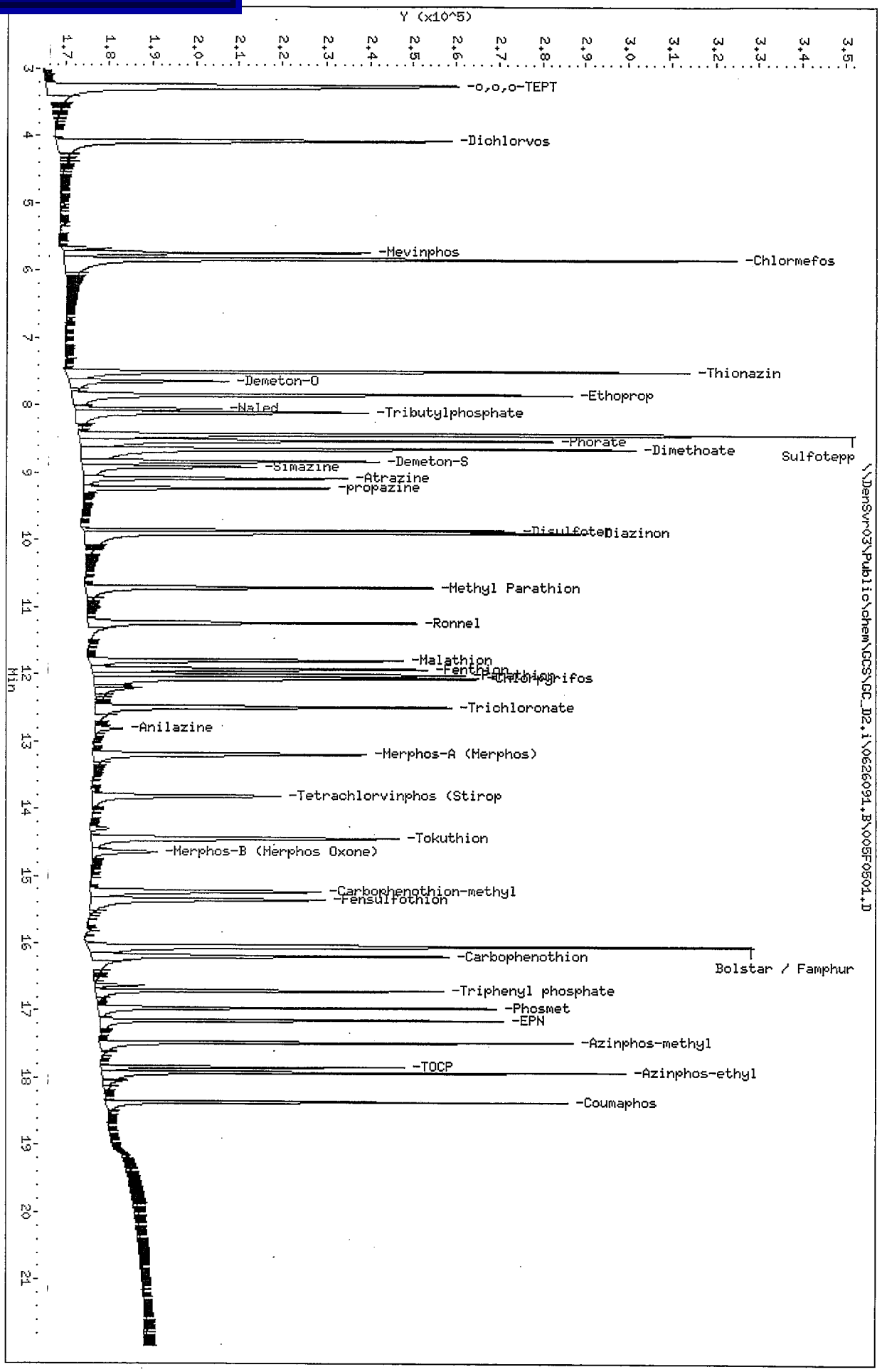

Data File: \\DenSvr03\Public\chem\GCS\GC_D2.i\0626091.B\005F0501.D
Date : 26-JUN-2009 19:23
Client ID: OPP L5 GSV0635
Sample Info: OPP L5 GSV0635
Column phase: RTx-1HS

Instrument: GC_D2.i
Operator: MPK/TLW
Column diameter: 0.32

TestAmerica

Data file : \\DenSvr03\Public\chem\GCS\GC_D2.i\0626091.B\006F0601.D
Lab Smp Id: OPP L4 GSV0638 Client Smp ID: OPP L4 GSV0638
Inj Date : 26-JUN-2009 19:50
Operator : MPK/TLW Inst ID: GC_D2.i
Smp Info : OPP L4 GSV0638
Misc Info : IS - GSV0633-09
Comment :
Method : \\DenSvr03\Public\chem\GCS\GC_D2.i\0626091.B\8141A-1.m
Meth Date : 30-Jun-2009 12:45 GC_D2.i Quant Type: ISTD
Cal Date : 26-JUN-2009 19:23 Cal File: 005F0501.D
Als bottle: 6 Calibration Sample, Level: 4
Dil Factor: 1.00000
Integrator: Falcon Compound Sublist: 8141A.sub
Target Version: 4.14
Processing Host: DENPC075

	Compounds	RT	EXP RT	REL RT	RESPONSE	AMOUNTS CAL-AMT (ug/mL)	AMOUNTS ON-COL (ug/mL)
	1 o,o,o-TEPT	3.255	3.254	(0.182)	282037	2.00000	2.056
	2 Dichlorvos	4.075	4.074	(0.228)	171715	2.00000	2.016
	3 Mevinphos	5.737	5.739	(0.322)	99077	2.00000	2.117
$	4 Chlormefos	5.834	5.836	(0.327)	220122	2.00000	2.064
	5 Thionazin	7.504	7.507	(0.421)	202723	2.00000	2.082
	6 Demeton-O	7.647	7.649	(0.429)	62341	0.65000	0.6633
	7 Ethoprop	7.849	7.852	(0.440)	168636	2.00000	1.977
	8 Naled	8.055	8.057	(0.451)	36940	2.00000	1.794
*	9 Tributylphosphate	8.112	8.135	(1.000)	160310	2.00000	
	10 Sulfotepp	8.439	8.442	(0.473)	259970	2.00000	2.122
	11 Phorate	8.530	8.532	(0.478)	177561	2.00000	2.010
	12 Dimethoate	8.655	8.659	(0.485)	219744	2.00000	2.141
	13 Demeton-S	8.840	8.846	(0.495)	104966	1.36000	1.410
	14 Simazine	8.919	8.924	(0.500)	64611	2.00000	1.894
	15 Atrazine	9.089	9.094	(0.509)	82396	2.00000	2.070
	16 propazine	9.235	9.241	(0.518)	76116	2.00000	2.073
	17 Disulfoton	9.867	9.869	(0.553)	127893	2.00000	2.134
	18 Diazinon	9.902	9.902	(0.555)	196533	2.00000	2.071
	19 Methyl Parathion	10.714	10.717	(0.600)	128904	2.00000	2.142
	20 Ronnel	11.239	11.241	(0.630)	125931	2.00000	2.024
	21 Malathion	11.799	11.804	(0.661)	119836	2.00000	2.110
	22 Fenthion	11.930	11.932	(0.669)	125692	2.00000	2.054
	23 Parathion	12.017	12.019	(0.673)	135333	2.00000	2.078
	24 Chlorpyrifos	12.067	12.067	(0.676)	158619	2.00000	2.014
	25 Trichloronate	12.494	12.496	(0.700)	144264	2.00000	2.049
	26 Anilazine	12.815	12.817	(0.718)	12790	2.00000	2.151
	27 Merphos-A (Merphos)	13.197	13.199	(0.740)	120719	2.00000	2.055
	28 Tetrachlorvinphos (Stirophos)	13.817	13.824	(0.774)	81250	2.00000	2.081
	29 Tokuthion	14.447	14.449	(0.810)	140431	2.00000	2.081
	30 Merphos-B (Merphos Oxone)	14.649	14.651	(0.821)	34113	2.00000	2.168
	31 Carbophenothion-methyl	15.235	15.239	(0.854)	105577	2.00000	2.022
	32 Fensulfothion	15.357	15.361	(0.861)	104440	2.00000	1.901
	33 Bolstar / Famphur	16.052	16.053	(0.900)	260611	4.00000	4.036

	Compounds	RT	EXP RT	REL RT	RESPONSE	AMOUNTS CAL-AMT (ug/mL)	AMOUNTS ON-COL (ug/mL)
	34 Carbophenothion	16.195	16.197	(0.908)	128846	2.00000	1.989
$	35 Triphenyl phosphate	16.710	16.712	(0.936)	102669	2.00000	2.086 (A)
	36 Phosmet	16.962	16.963	(0.951)	117406	2.00000	2.118
	37 EPN	17.149	17.151	(0.961)	111165	2.00000	2.098
	38 Azinphos-methyl	17.477	17.480	(0.979)	124853	2.00000	2.113
*	39 TOCP	17.844	17.846	(1.000)	97363	2.00000	
	40 Azinphos-ethyl	17.924	17.926	(1.004)	134607	2.00000	2.040
	41 Coumaphos	18.364	18.366	(1.029)	99259	2.00000	2.083
S	42 Merphos				154832	2.00000	2.068
M	43 Total Demeton				167307	2.00000	2.074

QC Flag Legend

A - Target compound detected but, quantitated amount exceeded maximum amount.

TestAmerica

INTERNAL STANDARD COMPOUNDS
AREA AND RT SUMMARY

Instrument ID: GC_D2.i
Lab File ID: 006F0601.D
Lab Smp Id: OPP L4 GSV0638
Analysis Type: SV
Quant Type: ISTD
Operator: MPK/TLW
Method File: \\DenSvr03\Public\chem\GCS\GC_D2.i\0626091.B\8141A-1.m
Misc Info: IS - GSV0633-09

Calibration Date: 26-JUN-2009
Calibration Time: 19:50
Client Smp ID: OPP L4 GSV0638
Level:
Sample Type:

COMPOUND	STANDARD	AREA LIMIT LOWER	AREA LIMIT UPPER	SAMPLE	%DIFF
9 Tributylphosphate	160310	80155	320620	160310	0.00
39 TOCP	97363	48682	194726	97363	0.00

COMPOUND	STANDARD	RT LIMIT LOWER	RT LIMIT UPPER	SAMPLE	%DIFF
9 Tributylphosphate	8.11	7.61	8.61	8.11	0.00
39 TOCP	17.84	17.34	18.34	17.84	0.00

AREA UPPER LIMIT = +100% of internal standard area.
AREA LOWER LIMIT = - 50% of internal standard area.
RT UPPER LIMIT = + 0.50 minutes of internal standard RT.
RT LOWER LIMIT = - 0.50 minutes of internal standard RT.

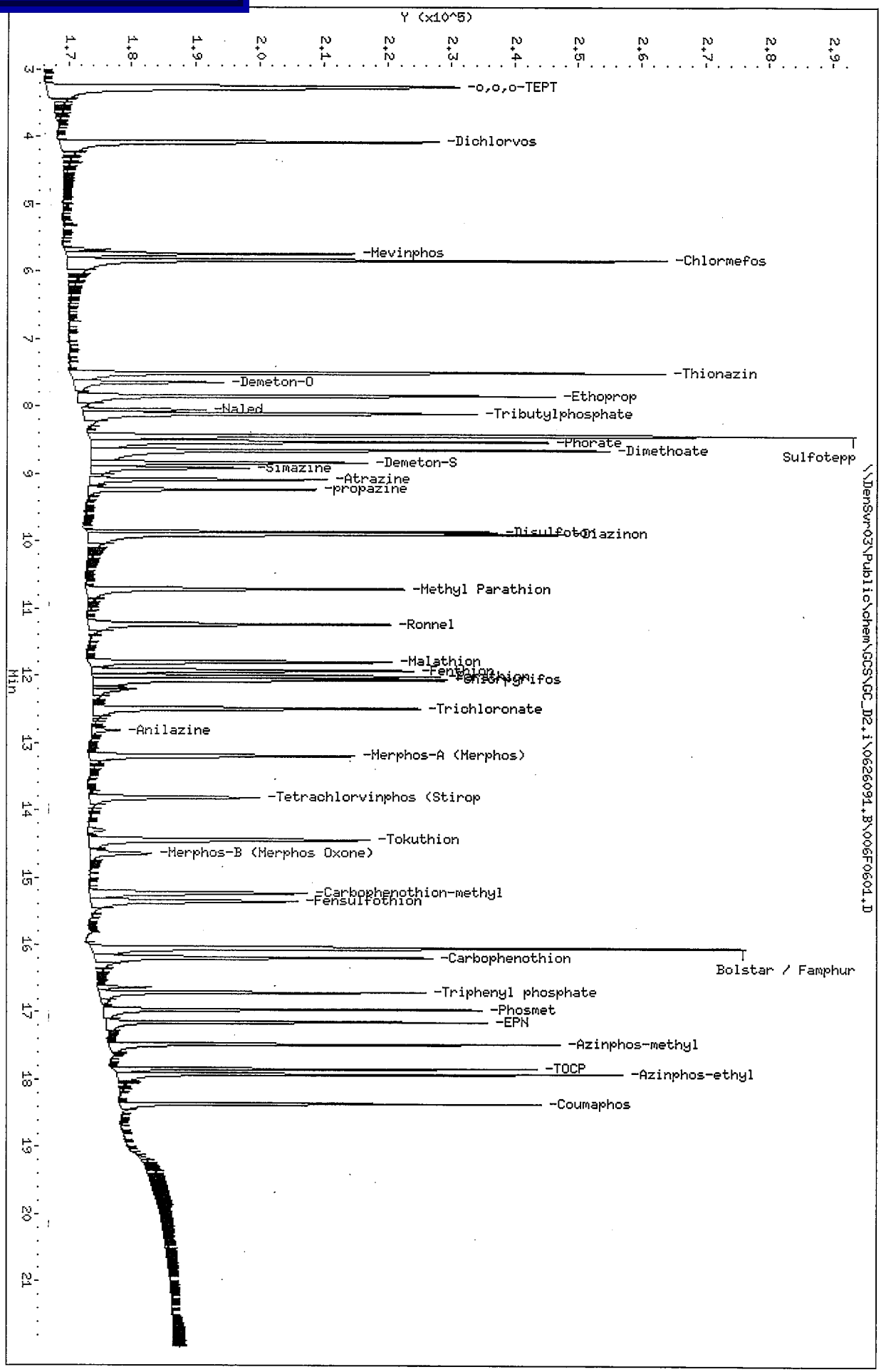

Data File: \\DenSvr03\Public\chem\GCS\GC_D2,i\0626094,B\006F0604,D
Date : 26-JUN-2009 19:50
Client ID: OPP L4 GSV0638
Sample Info: OPP L4 GSV0638
Column phase: RTx-1MS

Instrument: GC_D2,i
Operator: HPK/TLW
Column diameter: 0.32

TestAmerica

Data file : \\DenSvr03\Public\chem\GCS\GC_D2.i\0626091.B\007F0701.D
Lab Smp Id: OPP L3 GSV0639 Client Smp ID: OPP L3 GSV0639
Inj Date : 26-JUN-2009 20:18
Operator : MPK/TLW Inst ID: GC_D2.i
Smp Info : OPP L3 GSV0639
Misc Info : IS - GSV0633-09
Comment :
Method : \\DenSvr03\Public\chem\GCS\GC_D2.i\0626091.B\8141A-1.m
Meth Date : 30-Jun-2009 12:45 GC_D2.i Quant Type: ISTD
Cal Date : 26-JUN-2009 19:50 Cal File: 006F0601.D
Als bottle: 7 Calibration Sample, Level: 3
Dil Factor: 1.00000
Integrator: Falcon Compound Sublist: 8141A.sub
Target Version: 4.14
Processing Host: DENPC075

	Compounds	RT	EXP RT	REL RT	RESPONSE	AMOUNTS CAL-AMT (ug/mL)	AMOUNTS ON-COL (ug/mL)
	1 o,o,o-TEPT	3.253	3.254	(0.182)	136897	1.00000	0.9509
	2 Dichlorvos	4.075	4.074	(0.228)	81003	1.00000	0.9061
	3 Mevinphos	5.738	5.739	(0.322)	46063	1.00000	0.9380
$	4 Chlormefos	5.833	5.836	(0.327)	102183	1.00000	0.9128
	5 Thionazin	7.503	7.507	(0.421)	99560	1.00000	0.9745
	6 Demeton-O	7.645	7.649	(0.429)	30145	0.32500	0.2917
	7 Ethoprop	7.850	7.852	(0.440)	82934	1.00000	0.9263
	8 Naled	8.055	8.057	(0.451)	15042	1.00000	0.8141
*	9 Tributylphosphate	8.113	8.135	(1.000)	156624	2.00000	
	10 Sulfotepp	8.438	8.442	(0.473)	131347	1.00000	0.9856
	11 Phorate	8.530	8.532	(0.478)	88795	1.00000	0.9577
	12 Dimethoate	8.657	8.659	(0.485)	105981	1.00000	0.9840
	13 Demeton-S	8.840	8.846	(0.495)	51826	0.68000	0.6636
	14 Simazine	8.918	8.924	(0.500)	29382	1.00000	0.8660
	15 Atrazine	9.088	9.094	(0.509)	38356	1.00000	0.9184
	16 propazine	9.235	9.241	(0.518)	35375	1.00000	0.9180
	17 Disulfoton	9.867	9.869	(0.553)	61920	1.00000	0.9637
	18 Diazinon	9.902	9.902	(0.555)	93892	1.00000	0.9427
	19 Methyl Parathion	10.715	10.717	(0.601)	58112	1.00000	0.9200
	20 Ronnel	11.240	11.241	(0.630)	61984	1.00000	0.9493
	21 Malathion	11.800	11.804	(0.661)	57103	1.00000	0.9353
	22 Fenthion	11.930	11.932	(0.669)	59512	1.00000	0.9268
	23 Parathion	12.017	12.019	(0.674)	63007	1.00000	0.9220
	24 Chlorpyrifos	12.067	12.067	(0.676)	75298	1.00000	0.9108
	25 Trichloronate	12.493	12.496	(0.700)	68852	1.00000	0.9318
	26 Anilazine	12.817	12.817	(0.718)	5311	1.00000	0.9480
	27 Merphos-A (Merphos)	13.198	13.199	(0.740)	59249	1.00000	0.9611
	28 Tetrachlorvinphos (Stirophos)	13.818	13.824	(0.775)	37534	1.00000	0.9161
	29 Tokuthion	14.448	14.449	(0.810)	66164	1.00000	0.9341
	30 Merphos-B (Merphos Oxone)	14.647	14.651	(0.821)	11676	1.00000	0.7212
	31 Carbophenothion-methyl	15.235	15.239	(0.854)	55023	1.00000	0.9704
	32 Fensulfothion	15.360	15.361	(0.861)	51304	1.00000	0.9402
	33 Bolstar / Famphur	16.050	16.053	(0.900)	135217	2.00000	1.995

		Compounds	RT	EXP RT	REL RT	RESPONSE	AMOUNTS CAL-AMT (ug/mL)	AMOUNTS ON-COL (ug/mL)
	34	Carbophenothion	16.193	16.197	(0.908)	65237	1.00000	0.9596
$	35	Triphenyl phosphate	16.708	16.712	(0.936)	49547	1.00000	0.9591
	36	Phosmet	16.962	16.963	(0.951)	56728	1.00000	0.9749
	37	EPN	17.148	17.151	(0.961)	48705	1.00000	0.9045
	38	Azinphos-methyl	17.478	17.480	(0.980)	59658	1.00000	0.9622
*	39	TOCP	17.842	17.846	(1.000)	102183	2.00000	
	40	Azinphos-ethyl	17.923	17.926	(1.005)	74071	1.00000	0.9989
	41	Coumaphos	18.363	18.366	(1.029)	47132	1.00000	0.9424
S	42	Merphos				70925	1.00000	0.8976
M	43	Total Demeton				81971	1.00000	0.9553

TestAmerica

INTERNAL STANDARD COMPOUNDS
AREA AND RT SUMMARY

Instrument ID: GC_D2.i
Lab File ID: 007F0701.D
Lab Smp Id: OPP L3 GSV0639
Analysis Type: SV
Quant Type: ISTD
Operator: MPK/TLW
Method File: \\DenSvr03\Public\chem\GCS\GC_D2.i\0626091.B\8141A-1.m
Misc Info: IS - GSV0633-09

Calibration Date: 26-JUN-2009
Calibration Time: 19:50
Client Smp ID: OPP L3 GSV0639
Level:
Sample Type:

COMPOUND	STANDARD	AREA LIMIT LOWER	AREA LIMIT UPPER	SAMPLE	%DIFF
9 Tributylphosphate	160310	80155	320620	156624	-2.30
39 TOCP	97363	48682	194726	102183	4.95

COMPOUND	STANDARD	RT LIMIT LOWER	RT LIMIT UPPER	SAMPLE	%DIFF
9 Tributylphosphate	8.11	7.61	8.61	8.11	0.02
39 TOCP	17.84	17.34	18.34	17.84	-0.01

AREA UPPER LIMIT = +100% of internal standard area.
AREA LOWER LIMIT = - 50% of internal standard area.
RT UPPER LIMIT = + 0.50 minutes of internal standard RT.
RT LOWER LIMIT = - 0.50 minutes of internal standard RT.

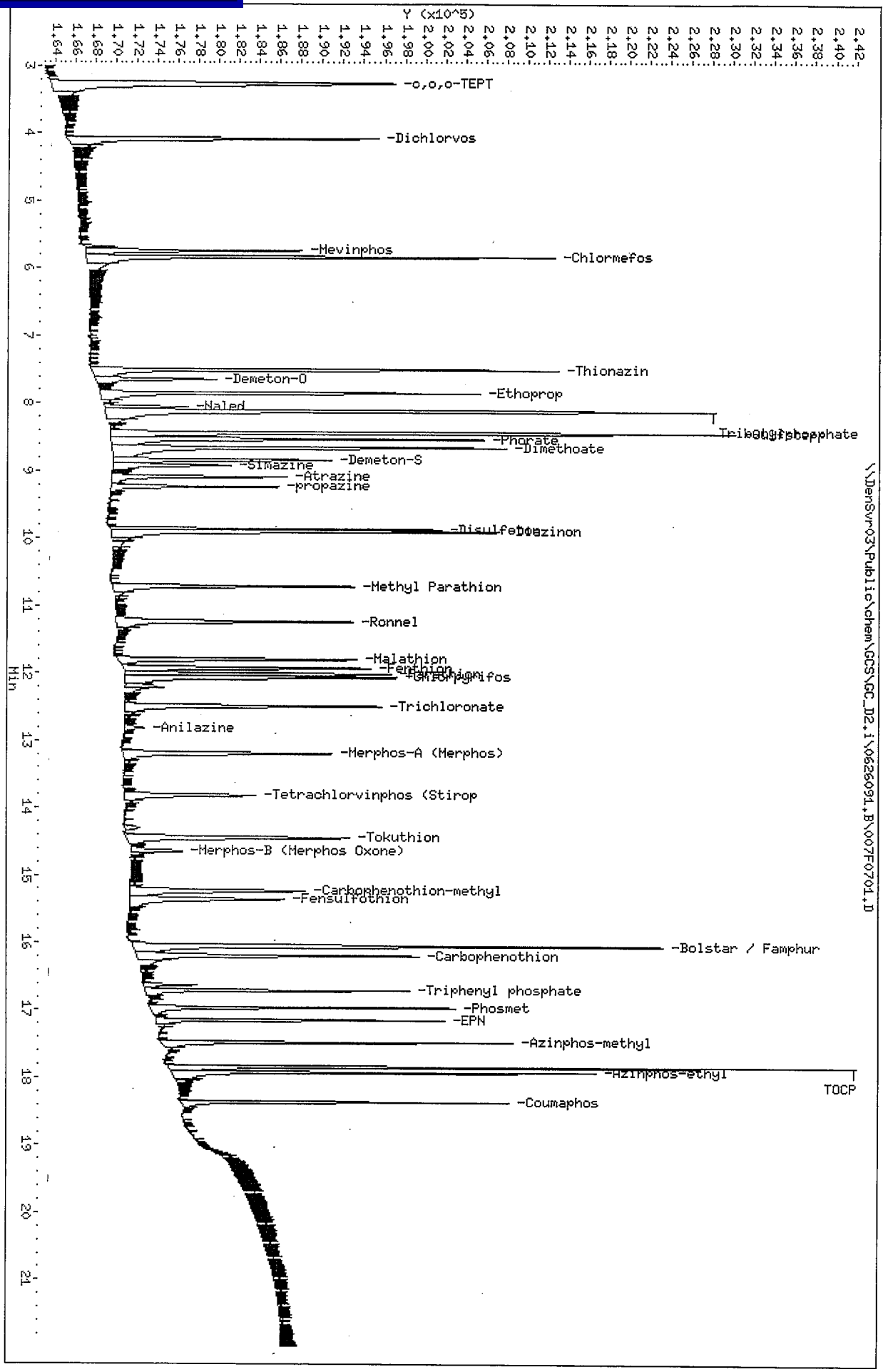

Data File: \\DenSvr03\Public\chem\GCS\GC_D2.i\0626091.B\007F0701.D
Date : 26-JUN-2009 20:18
Client ID: OPP L3 GSV0639
Sample Info: OPP L3 GSV0639
Column phase: RTx-1MS

Instrument: GC_D2.i
Operator: MPK/TLW
Column diameter: 0.32

TestAmerica

Data file : \\DenSvr03\Public\chem\GCS\GC_D2.i\0626091.B\008F0801.D
Lab Smp Id: OPP L2 GSV0640 Client Smp ID: OPP L2 GSV0640
Inj Date : 26-JUN-2009 20:45
Operator : MPK/TLW Inst ID: GC_D2.i
Smp Info : OPP L2 GSV0640
Misc Info : IS - GSV0633-09
Comment :
Method : \\DenSvr03\Public\chem\GCS\GC_D2.i\0626091.B\8141A-1.m
Meth Date : 30-Jun-2009 12:45 GC_D2.i Quant Type: ISTD
Cal Date : 26-JUN-2009 20:18 Cal File: 007F0701.D
Als bottle: 8 Calibration Sample, Level: 2
Dil Factor: 1.00000
Integrator: Falcon Compound Sublist: 8141A.sub
Target Version: 4.14
Processing Host: DENPC075

	Compounds	RT	EXP RT	REL RT	RESPONSE	AMOUNTS CAL-AMT (ug/mL)	AMOUNTS ON-COL (ug/mL)
	1 o,o,o-TEPT	3.255	3.254	(0.182)	68743	0.50000	0.4680
	2 Dichlorvos	4.076	4.074	(0.228)	42284	0.50000	0.4636
	3 Mevinphos	5.738	5.739	(0.322)	23796	0.50000	0.4749
$	4 Chlormefos	5.833	5.836	(0.327)	53089	0.50000	0.4648
	5 Thionazin	7.505	7.507	(0.421)	50724	0.50000	0.4866
	6 Demeton-O	7.646	7.649	(0.429)	17553	0.16250	0.1554
	7 Ethoprop	7.851	7.852	(0.440)	44525	0.50000	0.4874
	8 Naled	8.056	8.057	(0.452)	6103	0.50000	0.4398
*	9 Tributylphosphate	8.113	8.135	(1.000)	165852	2.00000	
	10 Sulfotepp	8.438	8.442	(0.473)	70885	0.50000	0.4886
	11 Phorate	8.530	8.532	(0.478)	47685	0.50000	0.5040
	12 Dimethoate	8.660	8.659	(0.485)	46100	0.50000	0.4195
	13 Demeton-S	8.843	8.846	(0.496)	25917	0.34000	0.3252
	14 Simazine	8.920	8.924	(0.500)	16248	0.50000	0.5059
	15 Atrazine	9.091	9.094	(0.510)	19948	0.50000	0.4681
	16 propazine	9.236	9.241	(0.518)	18281	0.50000	0.4649
	17 Disulfoton	9.866	9.869	(0.553)	33208	0.50000	0.4883
	18 Diazinon	9.903	9.902	(0.555)	47843	0.50000	0.4708
	19 Methyl Parathion	10.715	10.717	(0.601)	28773	0.50000	0.4464
	20 Ronnel	11.240	11.241	(0.630)	32156	0.50000	0.4827
	21 Malathion	11.800	11.804	(0.661)	30581	0.50000	0.4713
	22 Fenthion	11.931	11.932	(0.669)	30876	0.50000	0.4713
	23 Parathion	12.016	12.019	(0.673)	32682	0.50000	0.4687
	24 Chlorpyrifos	12.066	12.067	(0.676)	40856	0.50000	0.4843
	25 Trichloronate	12.493	12.496	(0.700)	37156	0.50000	0.4928
	26 Anilazine	12.820	12.817	(0.718)	2095	0.50000	0.4035 (M)
	27 Merphos-A (Merphos)	13.200	13.199	(0.740)	30112	0.50000	0.4787
	28 Tetrachlorvinphos (Stirophos)	13.818	13.824	(0.774)	19446	0.50000	0.4652
	29 Tokuthion	14.448	14.449	(0.810)	33437	0.50000	0.4626
	30 Merphos-B (Merphos Oxone)	14.651	14.651	(0.821)	7933	0.50000	0.4872 (M)
	31 Carbophenothion-methyl	15.235	15.239	(0.854)	30542	0.50000	0.4974
	32 Fensulfothion	15.360	15.361	(0.861)	23000	0.50000	0.4661
	33 Bolstar / Famphur	16.050	16.053	(0.899)	66619	1.00000	0.9635

						AMOUNTS	
						CAL-AMT	ON-COL
	Compounds	RT	EXP RT	REL RT	RESPONSE	(ug/mL)	(ug/mL)
	34 Carbophenothion	16.193	16.197	(0.908)	31276	0.50000	0.4509
$	35 Triphenyl phosphate	16.710	16.712	(0.936)	25861	0.50000	0.4906
	36 Phosmet	16.961	16.963	(0.951)	26426	0.50000	0.4451
	37 EPN	17.148	17.151	(0.961)	23196	0.50000	0.4484
	38 Azinphos-methyl	17.478	17.480	(0.980)	29588	0.50000	0.4677
*	39 TOCP	17.843	17.846	(1.000)	104260	2.00000	
	40 Azinphos-ethyl	17.923	17.926	(1.004)	43578	0.50000	0.5132
	41 Coumaphos	18.363	18.366	(1.029)	23408	0.50000	0.4587
S	42 Merphos				38045	0.50000	0.4789
M	43 Total Demeton				43470	0.50000	0.4806

QC Flag Legend

M - Compound response manually integrated.

TestAmerica

INTERNAL STANDARD COMPOUNDS
AREA AND RT SUMMARY

Instrument ID: GC_D2.i
Lab File ID: 008F0801.D
Lab Smp Id: OPP L2 GSV0640
Analysis Type: SV
Quant Type: ISTD
Operator: MPK/TLW
Method File: \\DenSvr03\Public\chem\GCS\GC_D2.i\0626091.B\8141A-1.m
Misc Info: IS - GSV0633-09

Calibration Date: 26-JUN-2009
Calibration Time: 19:50
Client Smp ID: OPP L2 GSV0640
Level:
Sample Type:

COMPOUND	STANDARD	AREA LIMIT LOWER	AREA LIMIT UPPER	SAMPLE	%DIFF
9 Tributylphosphate	160310	80155	320620	165852	3.46
39 TOCP	97363	48682	194726	104260	7.08

COMPOUND	STANDARD	RT LIMIT LOWER	RT LIMIT UPPER	SAMPLE	%DIFF
9 Tributylphosphate	8.11	7.61	8.61	8.11	0.01
39 TOCP	17.84	17.34	18.34	17.84	-0.00

AREA UPPER LIMIT = +100% of internal standard area.
AREA LOWER LIMIT = - 50% of internal standard area.
RT UPPER LIMIT = + 0.50 minutes of internal standard RT.
RT LOWER LIMIT = - 0.50 minutes of internal standard RT.

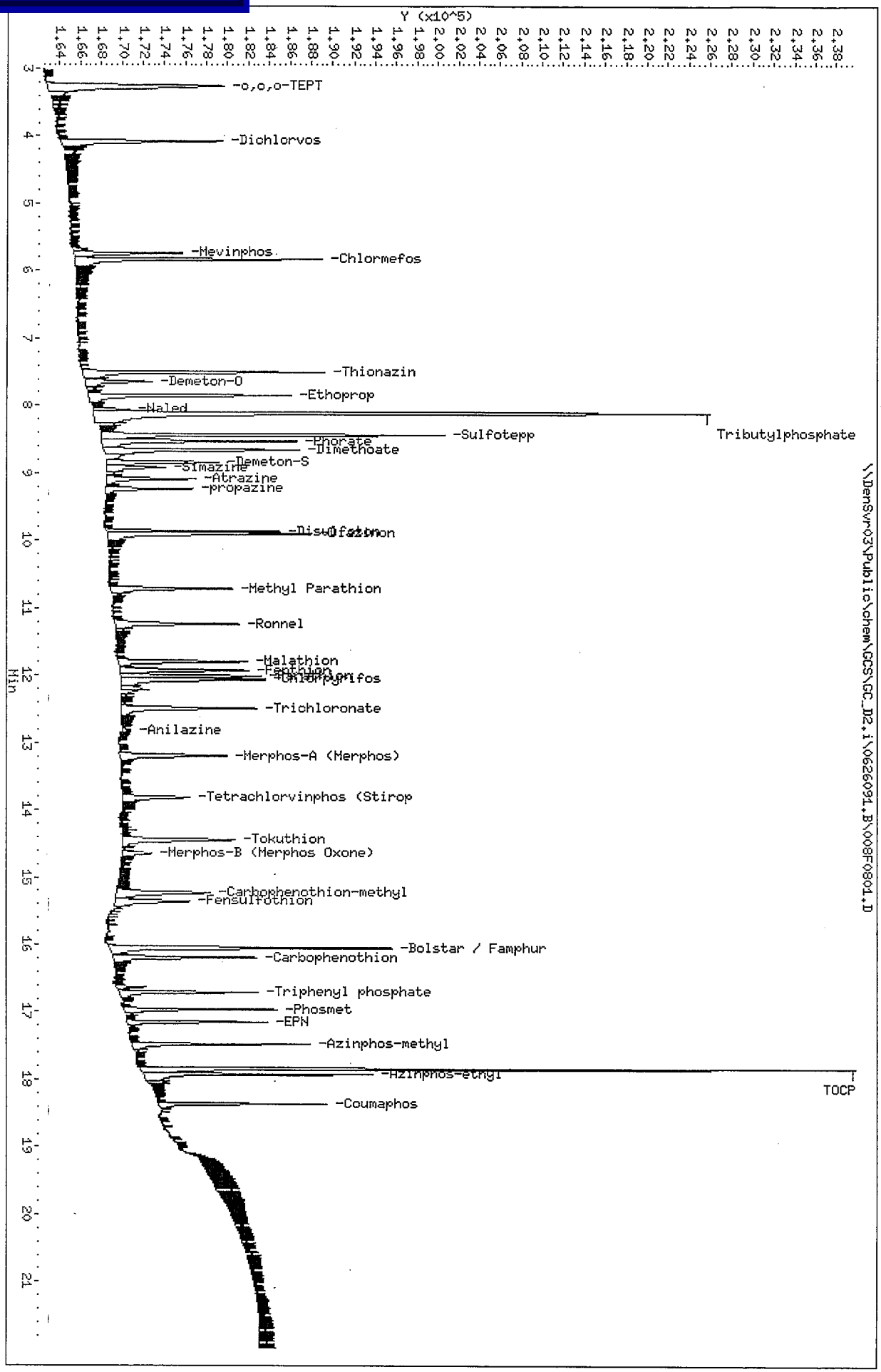
Data File: \\DenSvr03\Public\chem\GCS\GC_D2,i\0626091,B\008F0801,D
Date : 26-JUN-2009 20:45
Client ID: OPP L2 GSV0640
Sample Info: OPP L2 GSV0640
Column phase: RTx-1MS
Instrument: GC_D2,i
Operator: MPK/TLW
Column diameter: 0.32
Page 4
Y (x10^5)
Min
-o,o,o-TEPT
-Dichlorvos
-Mevinphos
-Chlormefos
-Thionazin
-Demeton-O
-Ethoprop
-Naled
-Sulfotepp
-Phorate
-Dimethoate
-Demeton-S
-Simazine
-Atrazine
-propazine
-Diazinon
-Methyl Parathion
-Ronnel
-Malathion
-Fenthion
-Chlorpyrifos
-Trichloronate
-Anilazine
-Merphos-A (Merphos)
-Tetrachlorvinphos (Stirop
-Tokuthion
-Merphos-B (Merphos Oxone)
-Carbophenothion-methyl
-Fensulfothion
-Bolstar / Famphur
-Carbophenothion
-Triphenyl phosphate
-Phosmet
-EPN
-Azinphos-methyl
-Azinphos-ethyl
-Coumaphos
Tributylphosphate
TOCP
\\DenSvr03\Public\chem\GCS\GC_D2,i\0626091,B\008F0801,D

Inj. Date and Time: 26-JUN-2009 20:45
Instrument ID: GC_D2.i
Client ID: OPP L2 GSV0640
Compound Name: Anilazine
CAS #:
Report Date: 06/30/2009

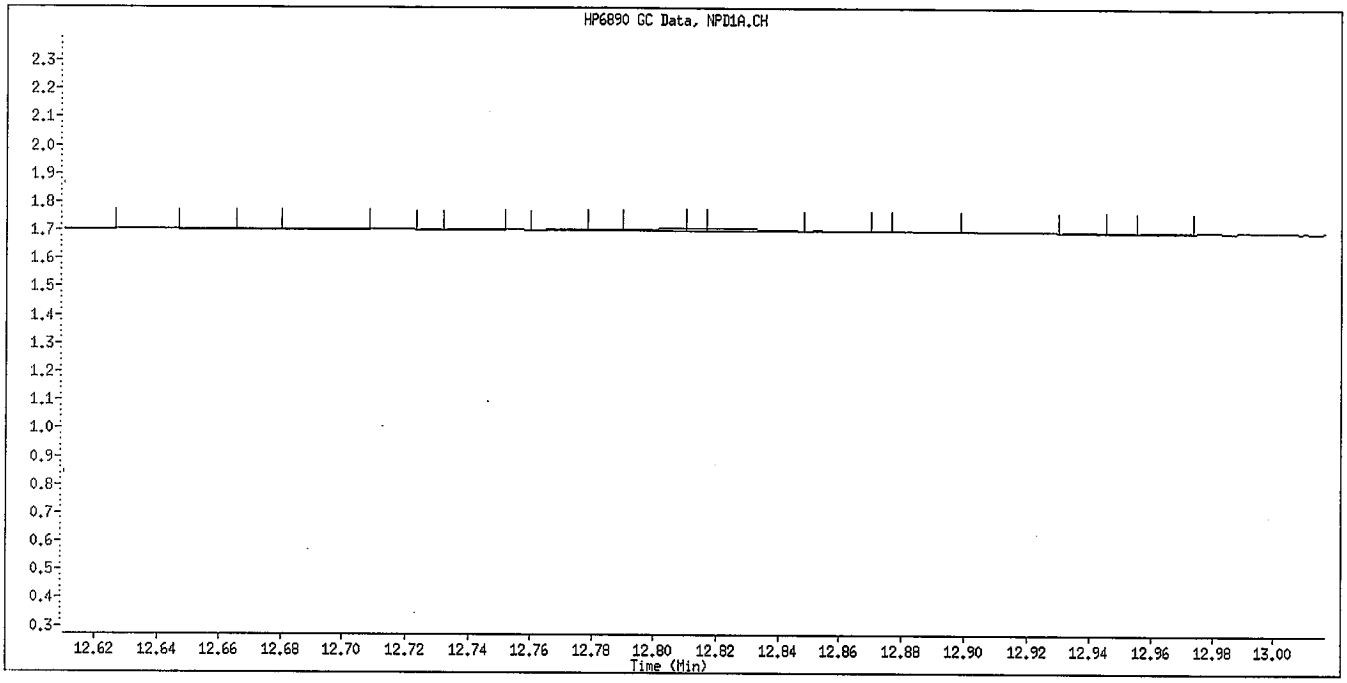

Original Integration

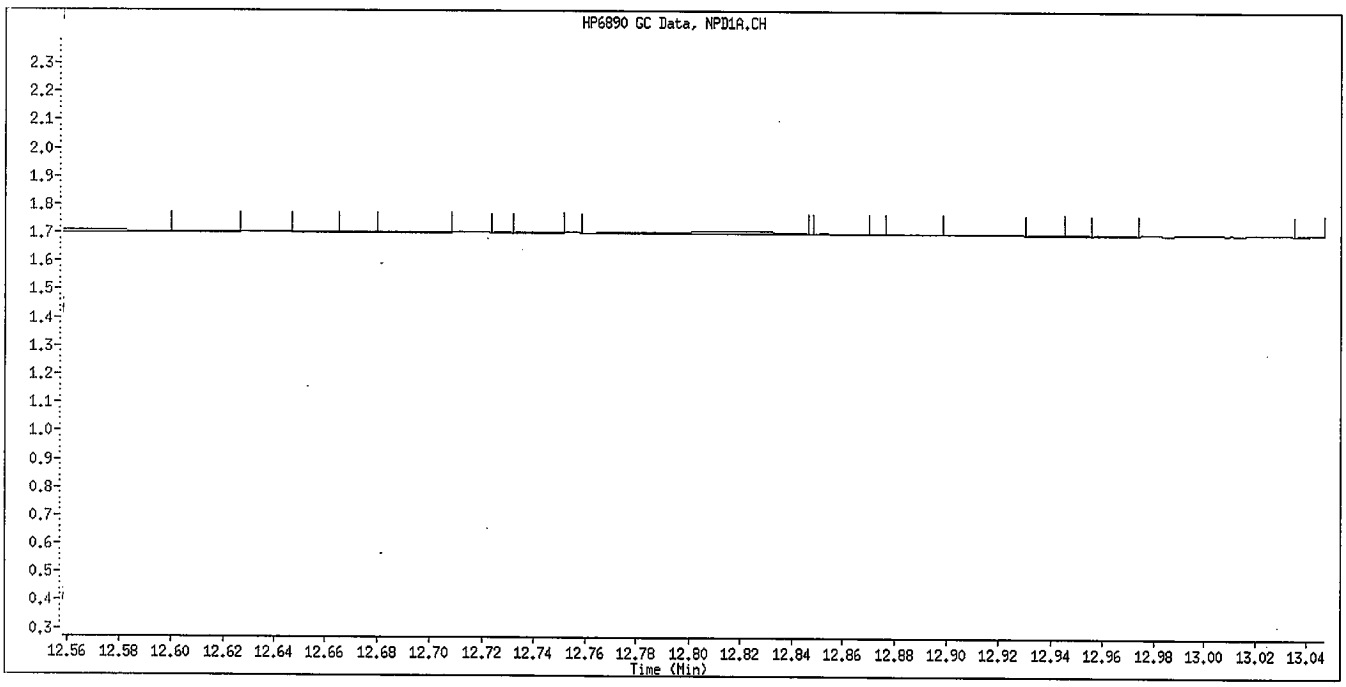

Manual Integration

Manually Integrated By: williamst
Manual Integration Reason: Baseline Event

7/30/09

Inj. Date and Time: 26-JUN-2009 20:45
Instrument ID: GC_D2.i
Client ID: OPP L2 GSV0640
Compound Name: Merphos-B (Merphos Oxone)
CAS #:
Report Date: 06/30/2009

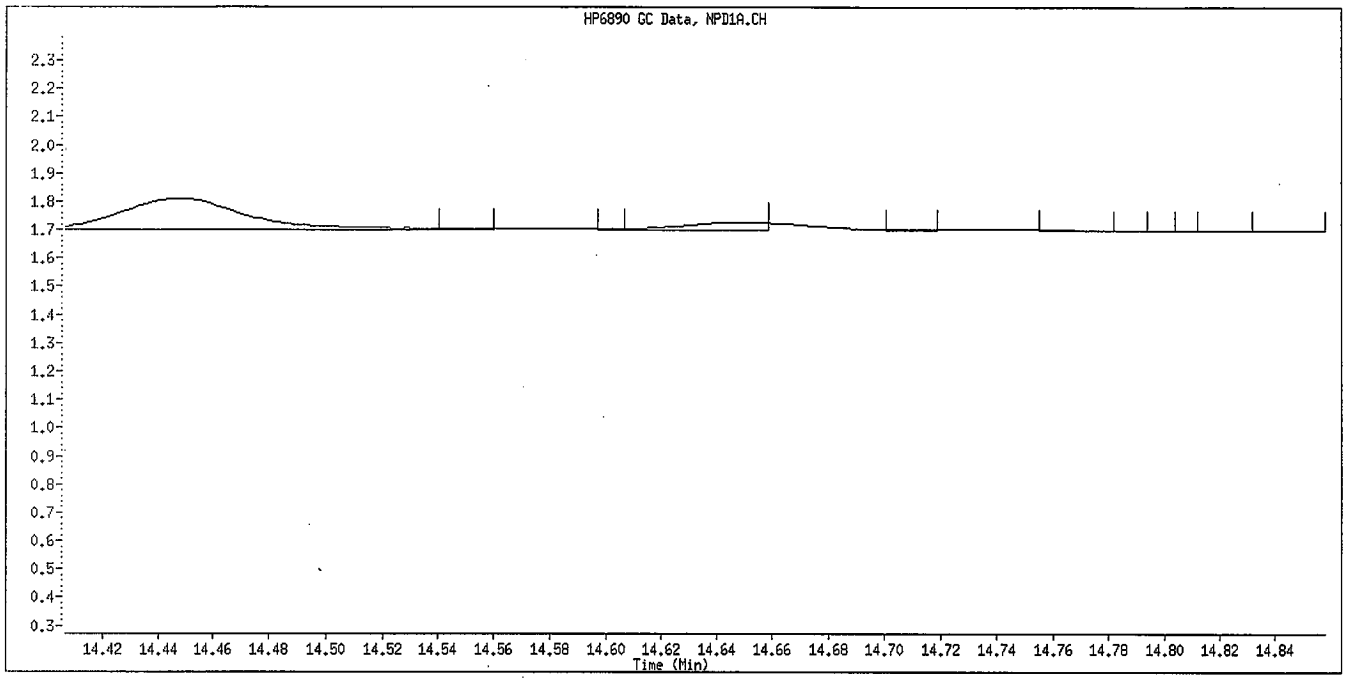

Original Integration

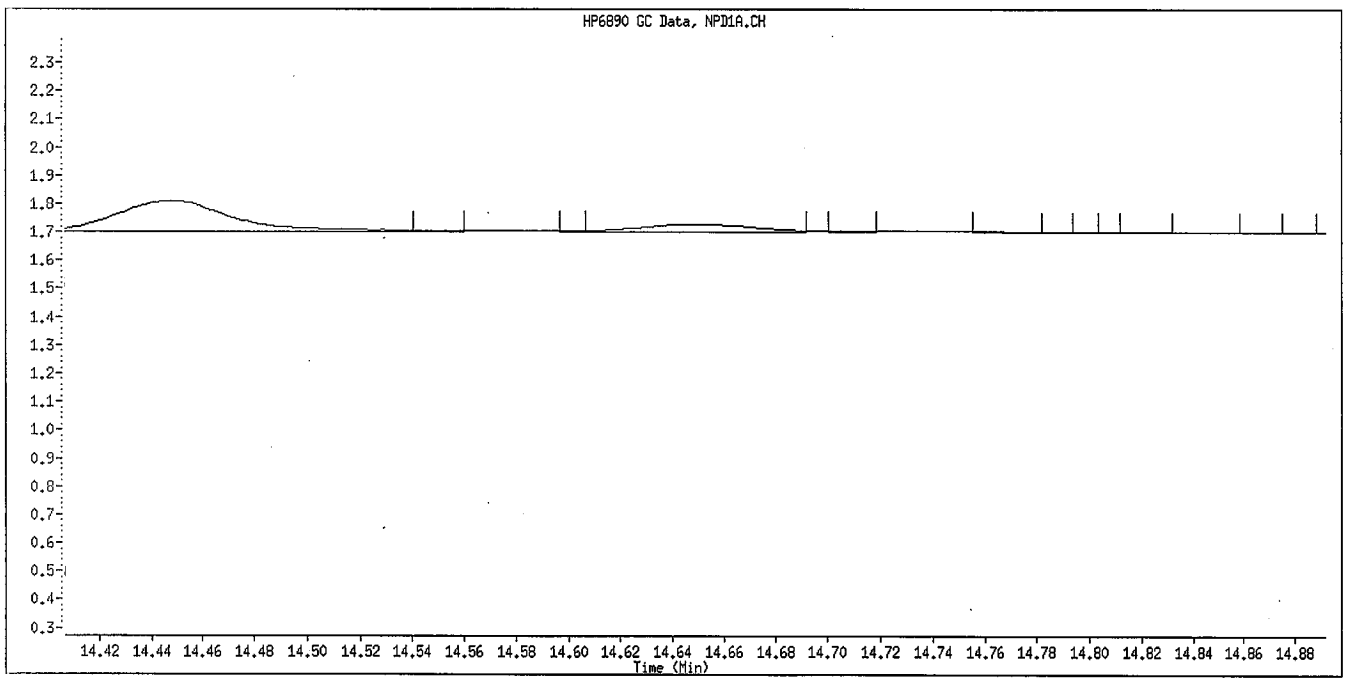

Manual Integration

Manually Integrated By: williamst
Manual Integration Reason: Baseline Event

6/30/09

TestAmerica

Data file : \\DenSvr03\Public\chem\GCS\GC_D2.i\0626091.B\009F0901.D
Lab Smp Id: OPP L1 GSV0641 Client Smp ID: OPP L1 GSV0641
Inj Date : 26-JUN-2009 21:13
Operator : MPK/TLW Inst ID: GC_D2.i
Smp Info : OPP L1 GSV0641
Misc Info : IS - GSV0633-09
Comment :
Method : \\DenSvr03\Public\chem\GCS\GC_D2.i\0626091.B\8141A-1.m
Meth Date : 30-Jun-2009 12:45 GC_D2.i Quant Type: ISTD
Cal Date : 26-JUN-2009 20:45 Cal File: 008F0801.D
Als bottle: 9 Calibration Sample, Level: 1
Dil Factor: 1.00000
Integrator: Falcon Compound Sublist: 8141A.sub
Target Version: 4.14
Processing Host: DENPC075

						AMOUNTS	
						CAL-AMT	ON-COL
	Compounds	RT	EXP RT	REL RT	RESPONSE	(ug/mL)	(ug/mL)
	1 o,o,o-TEPT	3.258	3.254	(0.183)	32995	0.20000	0.2212
	2 Dichlorvos	4.081	4.074	(0.229)	21359	0.20000	0.2306
	3 Mevinphos	5.743	5.739	(0.322)	10777	0.20000	0.2118
$	4 Chlormefos	5.834	5.836	(0.327)	24167	0.20000	0.2083
	5 Thionazin	7.506	7.507	(0.421)	22524	0.20000	0.2127
	6 Demeton-O	7.646	7.649	(0.429)	9836	0.06500	0.07420
	7 Ethoprop	7.854	7.852	(0.440)	20488	0.20000	0.2208
	8 Naled	8.063	8.057	(0.452)	1992	0.20000	0.2720(M)
*	9 Tributylphosphate	8.114	8.135	(1.000)	165799	2.00000	
	10 Sulfotepp	8.439	8.442	(0.473)	34658	0.20000	0.1992
	11 Phorate	8.531	8.532	(0.478)	21475	0.20000	0.2235
	12 Dimethoate	8.664	8.659	(0.486)	20073	0.20000	0.1798
	13 Demeton-S	8.846	8.846	(0.496)	10751	0.13600	0.1328
	14 Simazine	8.926	8.924	(0.500)	4819	0.20000	0.2042(M)
	15 Atrazine	9.093	9.094	(0.510)	7432	0.20000	0.1717
	16 propazine	9.238	9.241	(0.518)	7824	0.20000	0.1959
	17 Disulfoton	9.868	9.869	(0.553)	15404	0.20000	0.2020
	18 Diazinon	9.904	9.902	(0.555)	23321	0.20000	0.2259
	19 Methyl Parathion	10.716	10.717	(0.601)	12987	0.20000	0.1984
	20 Ronnel	11.239	11.241	(0.630)	15128	0.20000	0.2236
	21 Malathion	11.801	11.804	(0.661)	15443	0.20000	0.2136
	22 Fenthion	11.931	11.932	(0.669)	15507	0.20000	0.2330
	23 Parathion	12.019	12.019	(0.674)	15083	0.20000	0.2130
	24 Chlorpyrifos	12.069	12.067	(0.676)	19655	0.20000	0.2294
	25 Trichloronate	12.494	12.496	(0.700)	15328	0.20000	0.2002
	26 Anilazine	12.824	12.817	(0.719)	1493	0.20000	0.2971(M)
	27 Merphos-A (Merphos)	13.199	13.199	(0.740)	13220	0.20000	0.2069
	28 Tetrachlorvinphos (Stirophos)	13.823	13.824	(0.775)	8134	0.20000	0.1916
	29 Tokuthion	14.448	14.449	(0.810)	15915	0.20000	0.2168
	30 Merphos-B (Merphos Oxone)	14.656	14.651	(0.821)	3884	0.20000	0.2457(M)
	31 Carbophenothion-methyl	15.238	15.239	(0.854)	14924	0.20000	0.2045
	32 Fensulfothion	15.364	15.361	(0.861)	8319	0.20000	0.2269
	33 Bolstar / Famphur	16.049	16.053	(0.899)	32824	0.40000	0.4674

	Compounds	RT	EXP RT	REL RT	RESPONSE	AMOUNTS CAL-AMT (ug/mL)	AMOUNTS ON-COL (ug/mL)
	34 Carbophenothion	16.193	16.197	(0.908)	16722	0.20000	0.2374
$	35 Triphenyl phosphate	16.709	16.712	(0.936)	11646	0.20000	0.2175
	36 Phosmet	16.963	16.963	(0.951)	12928	0.20000	0.2144
	37 EPN	17.148	17.151	(0.961)	9525	0.20000	0.2105
	38 Azinphos-methyl	17.478	17.480	(0.980)	12661	0.20000	0.1970
*	39 TOCP	17.843	17.846	(1.000)	105892	2.00000	
	40 Azinphos-ethyl	17.923	17.926	(1.004)	23154	0.20000	0.1978
	41 Coumaphos	18.364	18.366	(1.029)	10604	0.20000	0.2046
S	42 Merphos				17104	0.20000	0.2120
M	43 Total Demeton				20587	0.20000	0.2070

QC Flag Legend

M - Compound response manually integrated.

TestAmerica

INTERNAL STANDARD COMPOUNDS
AREA AND RT SUMMARY

Instrument ID: GC_D2.i
Lab File ID: 009F0901.D
Lab Smp Id: OPP L1 GSV0641
Analysis Type: SV
Quant Type: ISTD
Operator: MPK/TLW
Method File: \\DenSvr03\Public\chem\GCS\GC_D2.i\0626091.B\8141A-1.m
Misc Info: IS - GSV0633-09

Calibration Date: 26-JUN-2009
Calibration Time: 19:50
Client Smp ID: OPP L1 GSV0641
Level:
Sample Type:

COMPOUND	STANDARD	AREA LIMIT LOWER	AREA LIMIT UPPER	SAMPLE	%DIFF
9 Tributylphosphate	160310	80155	320620	165799	3.42
39 TOCP	97363	48682	194726	105892	8.76

COMPOUND	STANDARD	RT LIMIT LOWER	RT LIMIT UPPER	SAMPLE	%DIFF
9 Tributylphosphate	8.11	7.61	8.61	8.11	0.03
39 TOCP	17.84	17.34	18.34	17.84	-0.01

AREA UPPER LIMIT = +100% of internal standard area.
AREA LOWER LIMIT = - 50% of internal standard area.
RT UPPER LIMIT = + 0.50 minutes of internal standard RT.
RT LOWER LIMIT = - 0.50 minutes of internal standard RT.

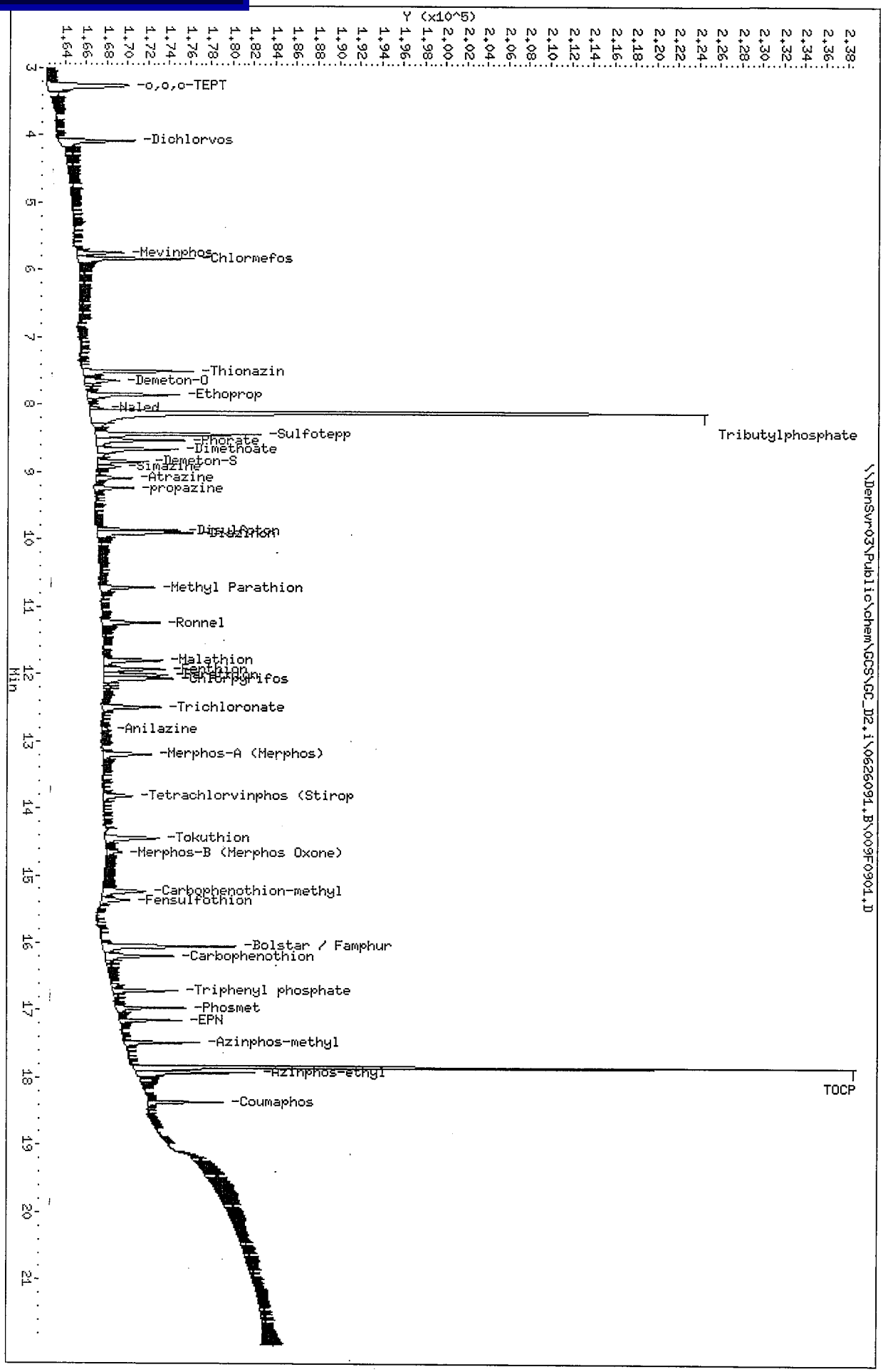
Data File: \\DenSvr03\Public\chem\GCS\GC_D2,i\0626091,B\009F0901.D
Date : 26-JUN-2009 21:13
Client ID: OPP L1 GSV0641
Sample Info: OPP L1 GSV0641
Column phase: RTx-1MS
Instrument: GC_D2,i
Operator: MPK/TLW
Column diameter: 0.32
Y (x10^5)
Min
-o,o,o-TEPT
-Dichlorvos
-Mevinphos
-Chlormefos
-Thionazin
-Demeton-O
-Ethoprop
-Naled
-Sulfotepp
-Phorate
-Dimethoate
-Demeton-S
-Simazine
-Atrazine
-propazine
-Diazinon
-Methyl Parathion
-Ronnel
-Malathion
-Chlorpyrifos
-Trichloronate
-Anilazine
-Merphos-A (Merphos)
-Tetrachlorvinphos (Stirop)
-Tokuthion
-Merphos-B (Merphos Oxone)
-Carbophenothion-methyl
-Fensulfothion
-Bolstar / Famphur
-Carbophenothion
-Triphenyl phosphate
-Phosmet
-EPN
-Azinphos-methyl
-Azinphos-ethyl
-Coumaphos
Tributylphosphate
TOCP
\\DenSvr03\Public\chem\GCS\GC_D2,i\0626091,B\009F0901.D

Inj. Date and Time: 26-JUN-2009 21:13
Instrument ID: GC_D2.i
Client ID: OPP L1 GSV0641
Compound Name: Naled
CAS #:
Report Date: 06/30/2009

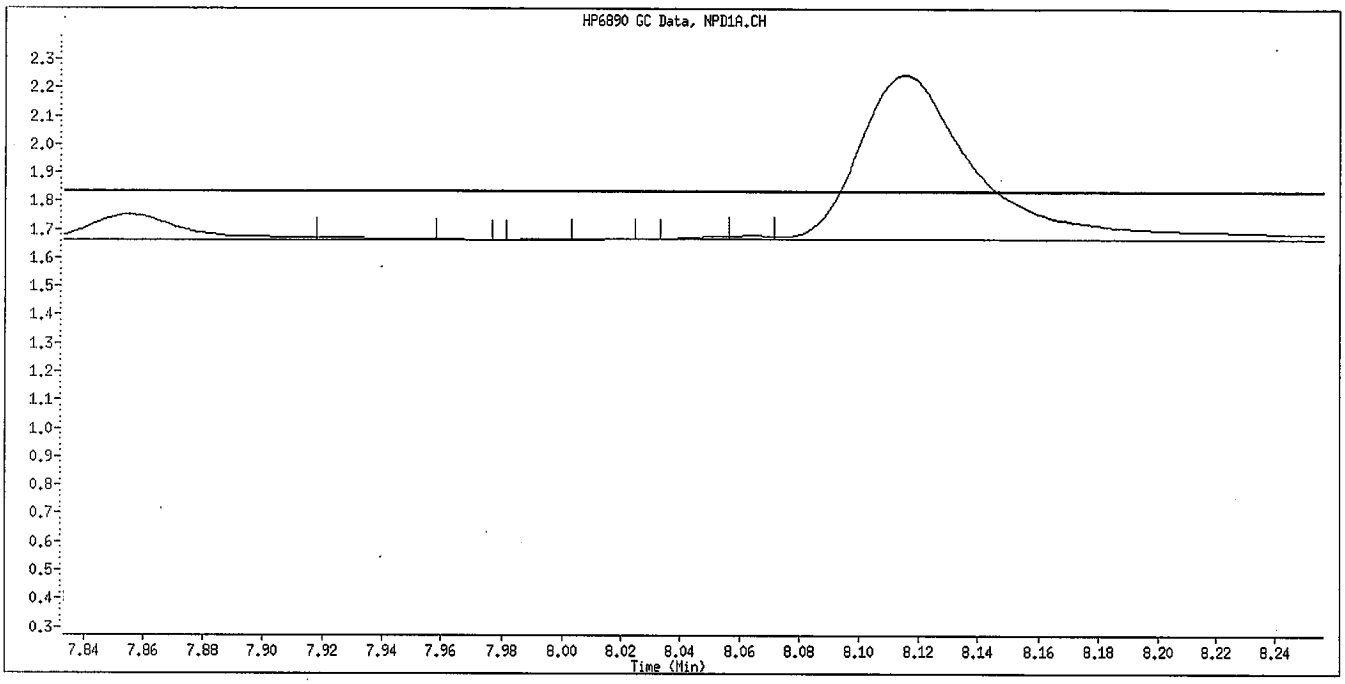

Original Integration

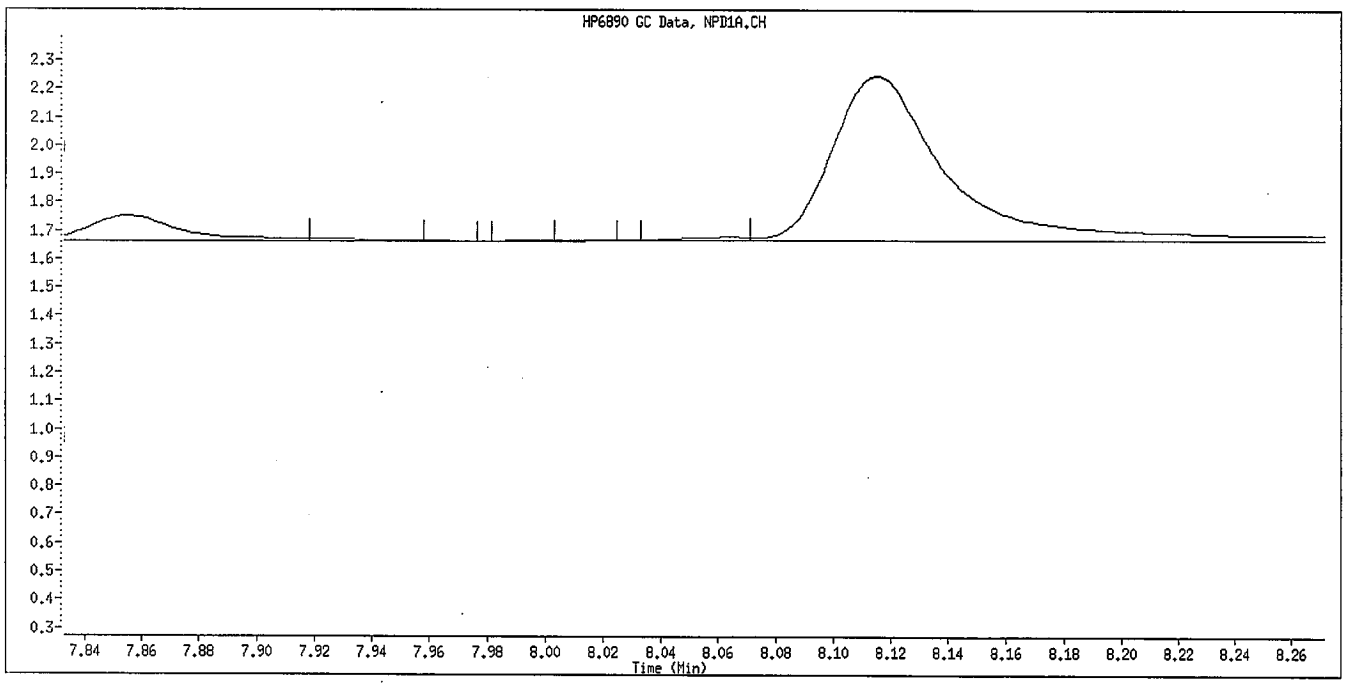

Manual Integration

Manually Integrated By: williamst
Manual Integration Reason: Baseline Event

6/30/09

Inj. Date and Time: 26-JUN-2009 21:13
Instrument ID: GC_D2.i
Client ID: OPP L1 GSV0641
Compound Name: Simazine
CAS #:
Report Date: 06/30/2009

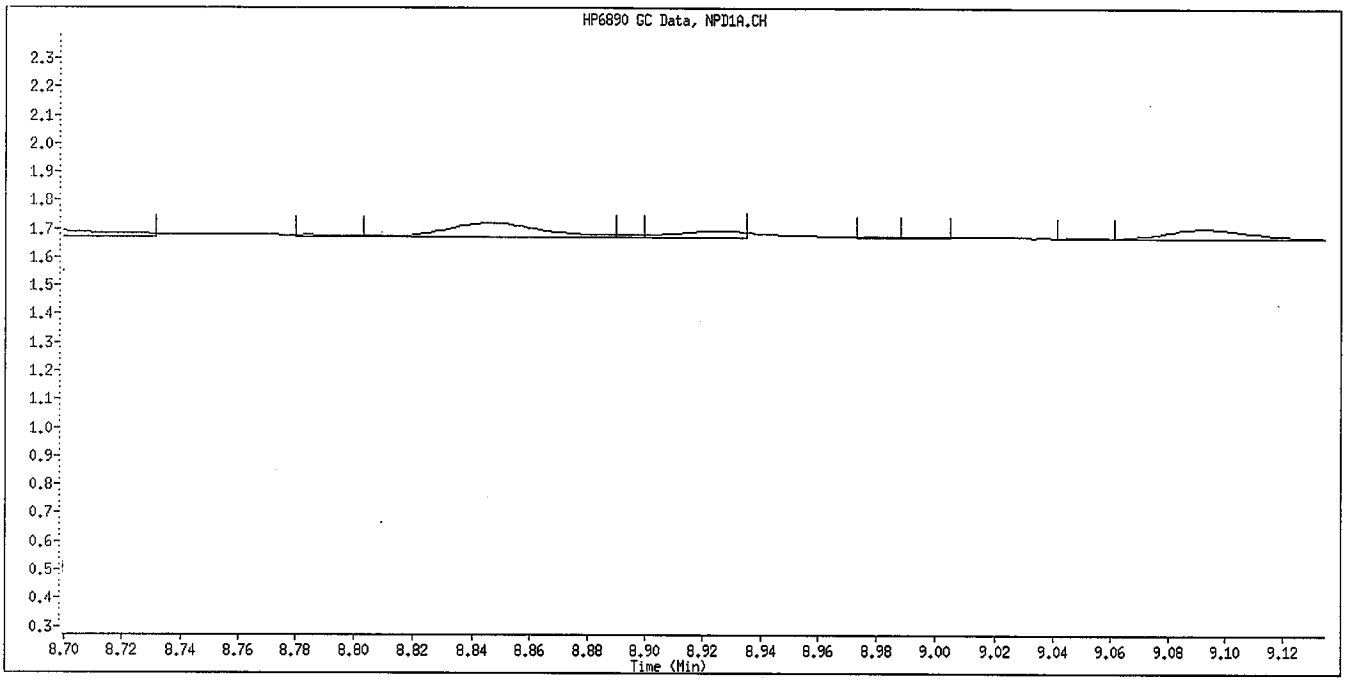

Original Integration

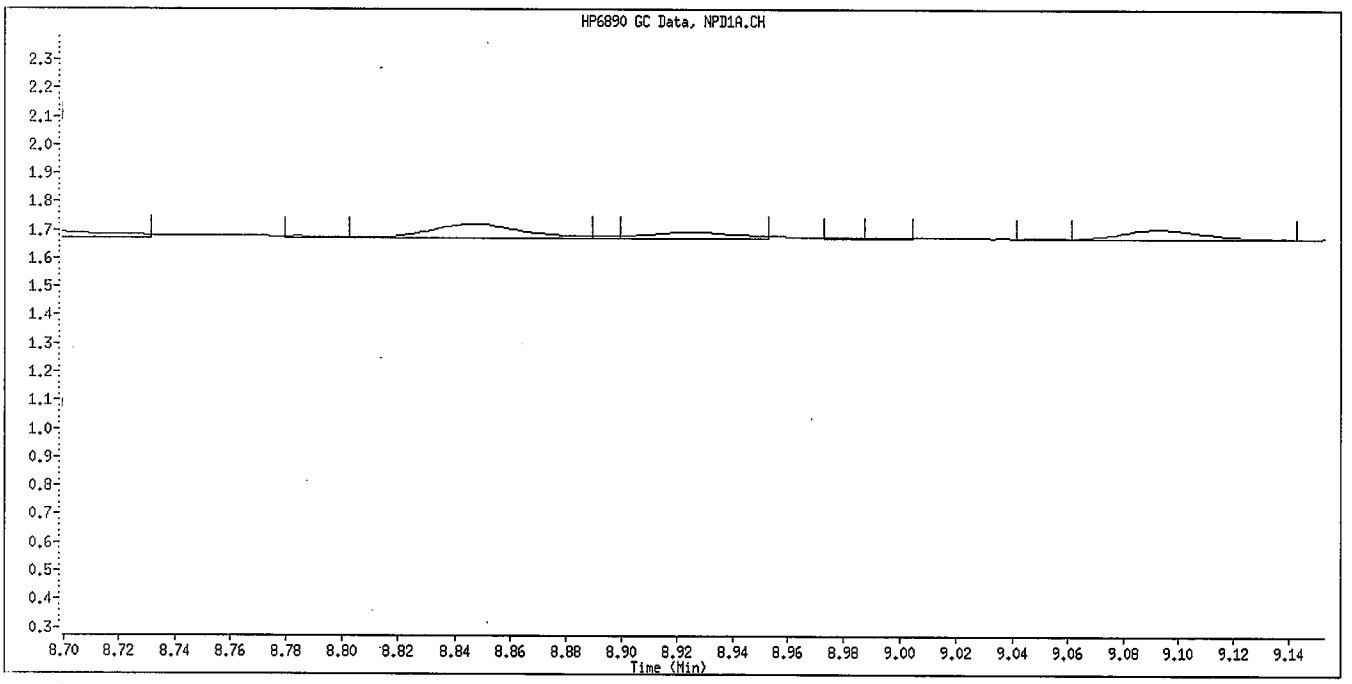

Manual Integration

Manually Integrated By: williamst
Manual Integration Reason: Baseline Event

6/30/09

Inj. Date and Time: 26-JUN-2009 21:13
Instrument ID: GC_D2.i
Client ID: OPP L1 GSV0641
Compound Name: Anilazine
CAS #:
Report Date: 06/30/2009

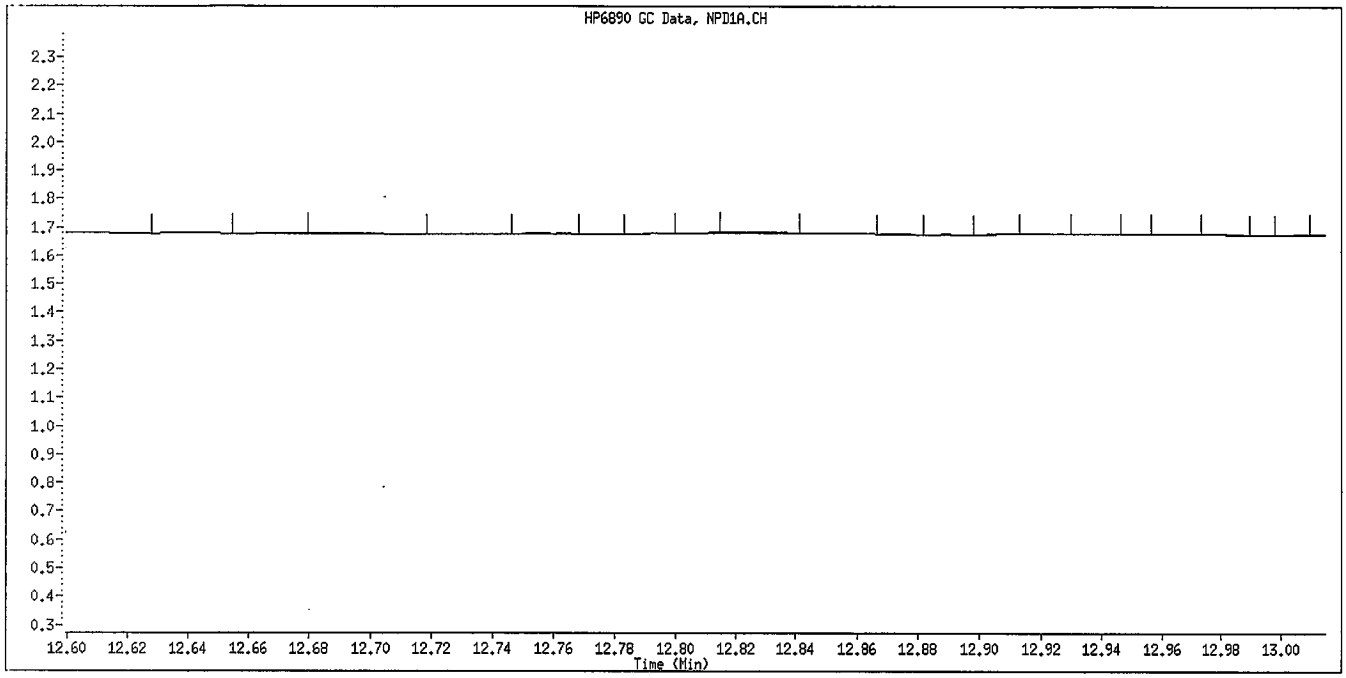

Original Integration

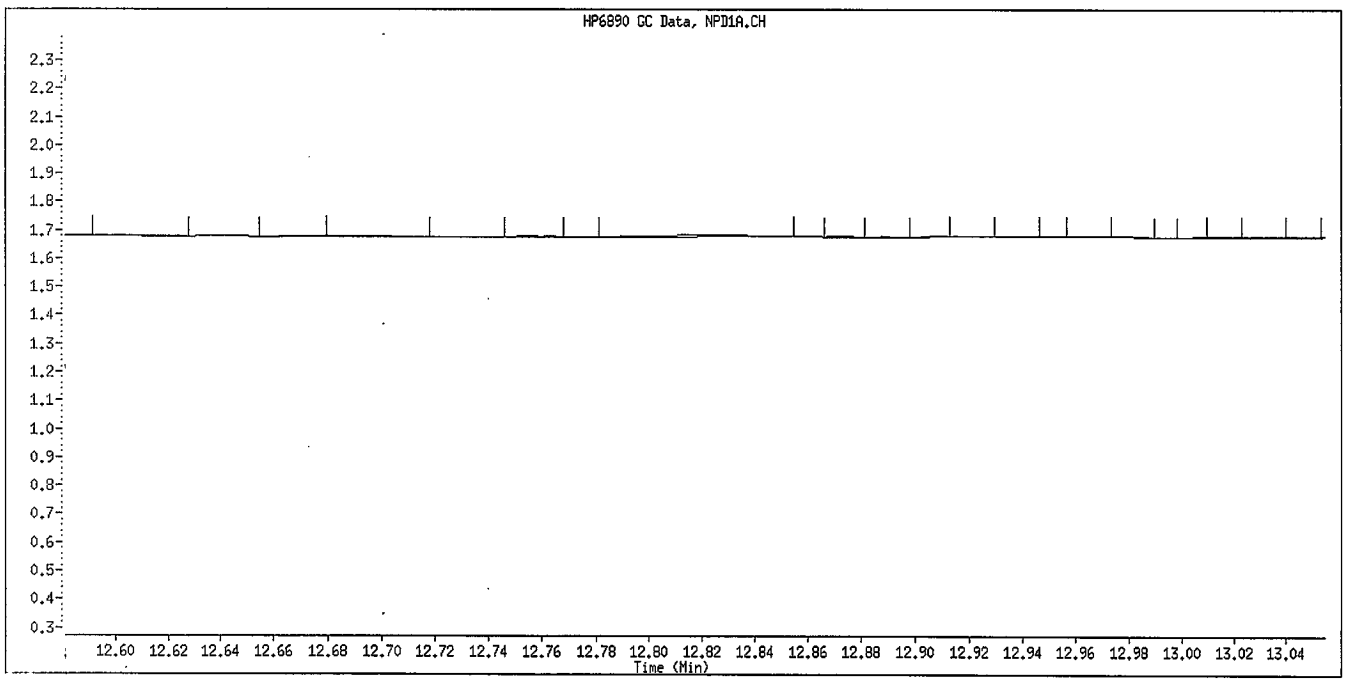

Manual Integration

Manually Integrated By: williamst
Manual Integration Reason: Baseline Event

6/30/09

Inj. Date and Time: 26-JUN-2009 21:13
Instrument ID: GC_D2.i
Client ID: OPP L1 GSV0641
Compound Name: Merphos-B (Merphos Oxone)
CAS #:
Report Date: 06/30/2009

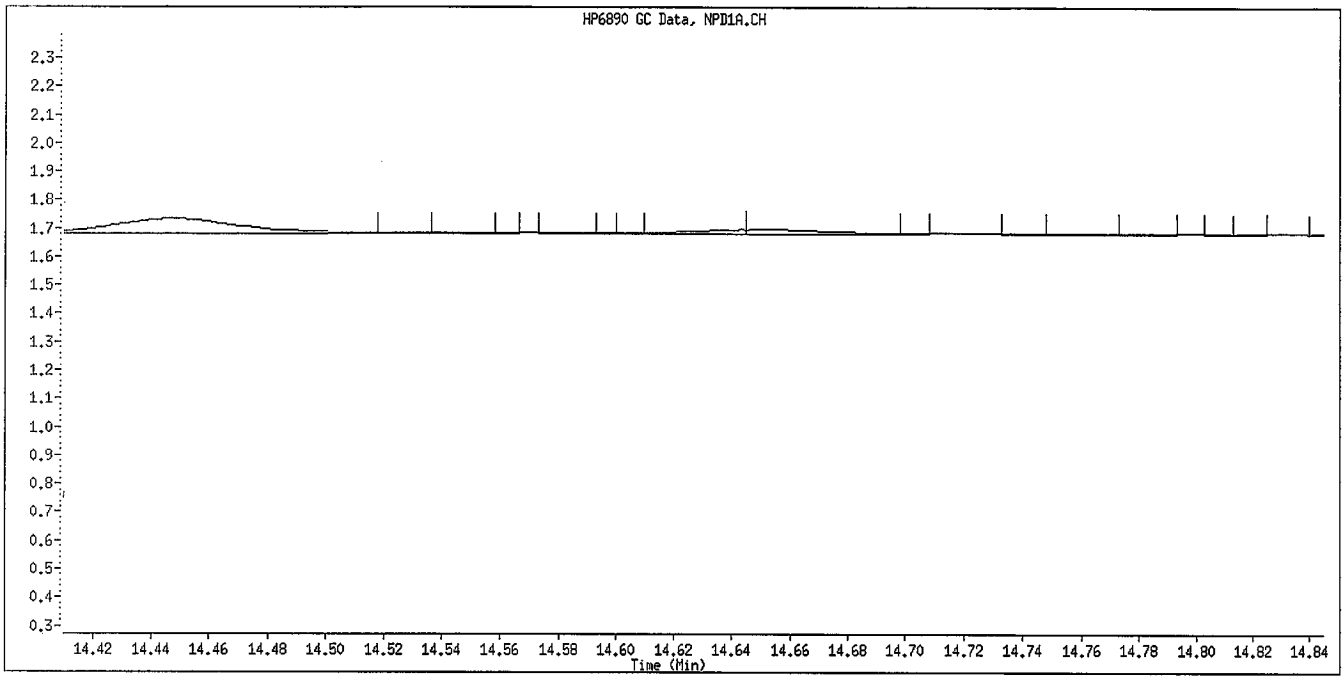

Original Integration

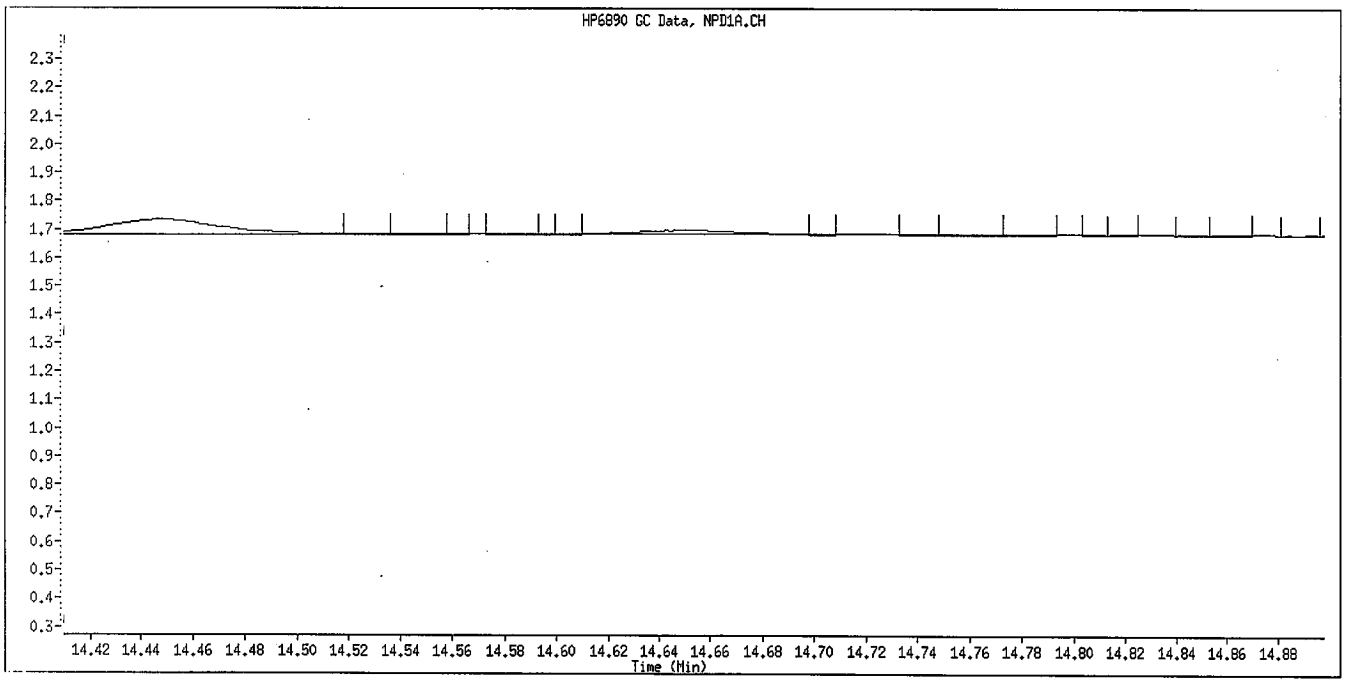

Manual Integration

Manually Integrated By: williamst
Manual Integration Reason: Baseline Event

6/30/09

TestAmerica

Data file : \\DenSvr03\Public\chem\GCS\GC_D2.i\0626091.B\010F1001.D
Lab Smp Id: OPP SS GSV0633 Client Smp ID: OPP SS GSV0633
Inj Date : 26-JUN-2009 21:40
Operator : MPK/TLW Inst ID: GC_D2.i
Smp Info : OPP SS GSV0633
Misc Info : IS - GSV0633-09
Comment :
Method : \\DenSvr03\Public\chem\GCS\GC_D2.i\0626091.B\8141A-1.m
Meth Date : 30-Jun-2009 12:45 GC_D2.i Quant Type: ISTD
Cal Date : 26-JUN-2009 21:13 Cal File: 009F0901.D
Als bottle: 10 Continuing Calibration Sample
Dil Factor: 1.00000
Integrator: Falcon Compound Sublist: 8141A.sub
Target Version: 4.14
Processing Host: DENPC075

	Compounds	RT	EXP RT	REL RT	RESPONSE	AMOUNTS CAL-AMT (ug/mL)	AMOUNTS ON-COL (ug/mL)
	1 o,o,o-TEPT	3.252	3.254	(0.182)	288886	2.00000	2.058
	2 Dichlorvos	4.074	4.074	(0.228)	166172	2.00000	1.906
	3 Mevinphos	5.737	5.739	(0.322)	81302	2.00000	1.698
$	4 Chlormefos	5.834	5.836	(0.327)	194413	2.00000	1.781
	5 Thionazin	7.504	7.507	(0.421)	196672	2.00000	1.974
	6 Demeton-O	7.645	7.649	(0.429)	175593	0.65000	1.871
	7 Ethoprop	7.849	7.852	(0.440)	179292	2.00000	2.054
	8 Naled	8.054	8.057	(0.451)	23739	2.00000	1.198
*	9 Tributylphosphate	8.112	8.135	(1.000)	166572	2.00000	
	10 Sulfotepp	8.437	8.442	(0.473)	226133	2.00000	1.793
	11 Phorate	8.529	8.532	(0.478)	182466	2.00000	2.018
	12 Dimethoate	8.654	8.659	(0.485)	219089	2.00000	2.086
	13 Demeton-S	8.842	8.846	(0.496)	17618	1.36000	0.2313
	14 Simazine	8.919	8.924	(0.500)	92634	2.00000	2.622
	15 Atrazine	9.089	9.094	(0.509)	79689	2.00000	1.957
	16 propazine	9.235	9.241	(0.518)	71876	2.00000	1.913
	17 Disulfoton	9.865	9.869	(0.553)	98052	2.00000	1.589
	18 Diazinon	9.900	9.902	(0.555)	209627	2.00000	2.158
	19 Methyl Parathion	10.714	10.717	(0.600)	125682	2.00000	2.040
	20 Ronnel	11.237	11.241	(0.630)	136977	2.00000	2.151
	21 Malathion	11.799	11.804	(0.661)	94998	2.00000	1.625
	22 Fenthion	11.929	11.932	(0.669)	117968	2.00000	1.884
	23 Parathion	12.017	12.019	(0.674)	129518	2.00000	1.944
	24 Chlorpyrifos	12.067	12.067	(0.676)	158990	2.00000	1.972
	25 Trichloronate	12.492	12.496	(0.700)	134163	2.00000	1.862
	26 Anilazine	12.817	12.817	(0.718)	5585	2.00000	1.015
	27 Merphos-A (Merphos)	13.195	13.199	(0.740)	24516	2.00000	0.4078
	28 Tetrachlorvinphos (Stirophos)	13.817	13.824	(0.774)	83430	2.00000	2.088
	29 Tokuthion	14.444	14.449	(0.810)	139904	2.00000	2.025
	30 Merphos-B (Merphos Oxone)	14.647	14.651	(0.821)	107349	2.00000	6.623(A)
	31 Carbophenothion-methyl	15.234	15.239	(0.854)	73477	2.00000	1.354
	32 Fensulfothion	15.355	15.361	(0.861)	108213	2.00000	1.924
	33 Bolstar / Famphur	16.047	16.053	(0.899)	268528	4.00000	4.064

		Compounds	RT	EXP RT	REL RT	RESPONSE	AMOUNTS CAL-AMT (ug/mL)	AMOUNTS ON-COL (ug/mL)
	34	Carbophenothion	16.194	16.197	(0.908)	123570	2.00000	1.864
$	35	Triphenyl phosphate	16.709	16.712	(0.936)	86501	2.00000	1.717
	36	Phosmet	16.960	16.963	(0.951)	93465	2.00000	1.647
	37	EPN	17.147	17.151	(0.961)	96842	2.00000	1.793
	38	Azinphos-methyl	17.477	17.480	(0.980)	116249	2.00000	1.922
*	39	TOCP	17.842	17.846	(1.000)	99647	2.00000	
	40	Azinphos-ethyl	17.922	17.926	(1.004)	124764	2.00000	1.833
	41	Coumaphos	18.362	18.366	(1.029)	97846	2.00000	2.006
S	42	Merphos				131865	2.00000	1.737
M	43	Total Demeton				193211	2.00000	2.102

QC Flag Legend

A - Target compound detected but, quantitated amount exceeded maximum amount.

TestAmerica

INTERNAL STANDARD COMPOUNDS
AREA AND RT SUMMARY

Instrument ID: GC_D2.i
Lab File ID: 010F1001.D
Lab Smp Id: OPP SS GSV0633
Analysis Type: SV
Quant Type: ISTD
Operator: MPK/TLW
Method File: \\DenSvr03\Public\chem\GCS\GC_D2.i\0626091.B\8141A-1.m
Misc Info: IS - GSV0633-09

Calibration Date: 26-JUN-2009
Calibration Time: 19:50
Client Smp ID: OPP SS GSV0633
Level:
Sample Type:

COMPOUND	STANDARD	AREA LIMIT LOWER	AREA LIMIT UPPER	SAMPLE	%DIFF
9 Tributylphosphate	160310	80155	320620	166572	3.91
39 TOCP	97363	48682	194726	99647	2.35

COMPOUND	STANDARD	RT LIMIT LOWER	RT LIMIT UPPER	SAMPLE	%DIFF
9 Tributylphosphate	8.11	7.61	8.61	8.11	0.00
39 TOCP	17.84	17.34	18.34	17.84	-0.01

AREA UPPER LIMIT = +100% of internal standard area.
AREA LOWER LIMIT = - 50% of internal standard area.
RT UPPER LIMIT = + 0.50 minutes of internal standard RT.
RT LOWER LIMIT = - 0.50 minutes of internal standard RT.

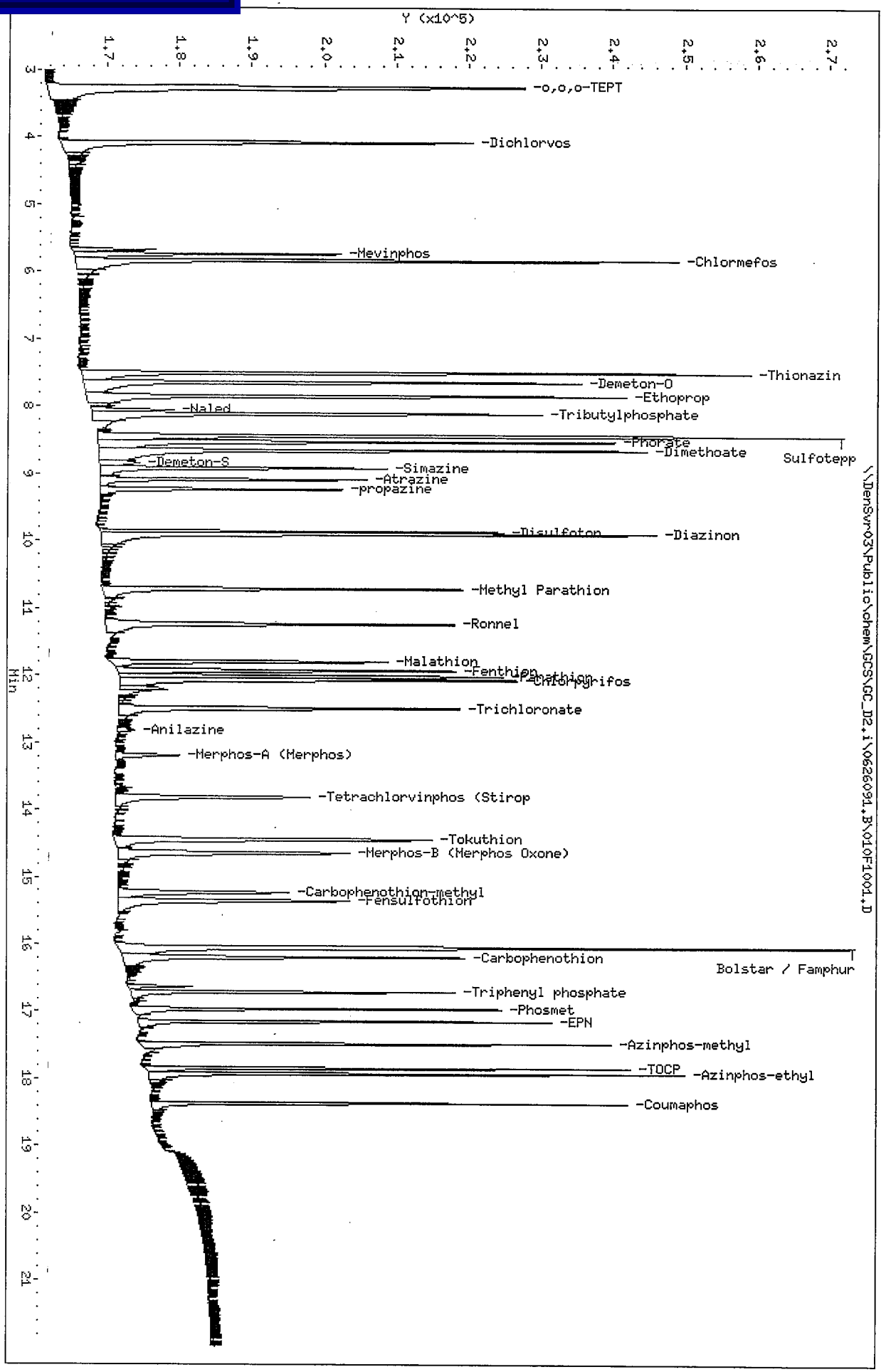

Data File: \\DenSvr03\Public\chem\GCS\GC_D2,i\0626091,B\010F1004,D
Date : 26-JUN-2009 21:40
Client ID: OPP SS GSV0633
Sample Info: OPP SS GSV0633
Column phase: RTx-1MS

Instrument: GC_D2,i
Operator: MPK/TLW
Column diameter: 0.32

TestAmerica

Data file : \\DenSvr03\Public\chem\GCS\GC_D2.i\0626092.B\003F0301.D
Lab Smp Id: OPP L7 GSV0634 Client Smp ID: OPP L7 GSV0634
Inj Date : 26-JUN-2009 18:28
Operator : MPK/TLW Inst ID: GC_D2.i
Smp Info : OPP L7 GSV0634
Misc Info :
Comment :
Method : \\DenSvr03\Public\chem\GCS\GC_D2.i\0626092.B\8141A-2.m
Meth Date : 30-Jun-2009 12:58 GC_D2.i Quant Type: ISTD
Cal Date : 26-JUN-2009 21:13 Cal File: 009F0901.D
Als bottle: 3 Calibration Sample, Level: 7
Dil Factor: 1.00000
Integrator: Falcon Compound Sublist: 8141A.sub
Target Version: 4.14
Processing Host: DENPC075

	Compounds	RT	EXP RT	REL RT	RESPONSE	AMOUNTS CAL-AMT (ug/mL)	AMOUNTS ON-COL (ug/mL)
	1 o,o,o-TEPT	4.729	4.731	(0.251)	421372	5.00000	4.907
	2 Dichlorvos	6.546	6.546	(0.348)	359024	5.00000	5.355(A)
$	3 Chlormefos	7.383	7.384	(0.392)	338585	5.00000	5.016(A)
	4 Mevinphos	9.233	9.234	(0.491)	238906	5.00000	5.290(A)
	5 Demeton-O	9.733	9.734	(0.517)	69239	1.62500	1.609
	6 Thionazin	9.984	9.984	(0.531)	338015	5.00000	5.005(A)
	7 Ethoprop	10.499	10.499	(0.558)	242747	5.00000	4.810
	8 Phorate	10.538	10.539	(0.560)	289868	5.00000	4.953
	9 Naled	10.939	10.939	(0.581)	78857	5.00000	5.109(A)
	10 Sulfotepp	11.018	11.017	(0.586)	427657	5.00000	4.845(A)
*	11 Tributylphosphate	11.116	11.116	(1.000)	139264	2.00000	
	12 Simazine	11.401	11.399	(0.606)	68046	5.00000	5.383(A)
	13 Diazinon	11.541	11.541	(0.613)	228810	5.00000	4.801
	14 Atrazine	11.584	11.584	(0.616)	128612	5.00000	4.879(A)
	15 Propazine	11.746	11.747	(0.624)	110050	5.00000	4.930
	16 Disulfoton	12.049	12.049	(0.640)	228764	5.00000	4.914
	17 Demeton-S	12.124	12.124	(0.644)	175573	3.40000	3.111
	18 Dimethoate	13.283	13.282	(0.706)	319454	5.00000	5.120(A)
	19 Ronnel	13.588	13.587	(0.722)	211449	5.00000	5.035(A)
	20 Merphos-A (Merphos)	13.689	13.689	(1.231)	217509	5.00000	4.310(A)
	21 Chlorpyrifos	14.411	14.409	(0.766)	227882	5.00000	5.350(A)
	22 Fenthion	14.663	14.662	(0.779)	196942	5.00000	4.985
	23 Trichloronate	14.711	14.711	(0.782)	296442	5.00000	5.242(A)
	24 Anilazine	15.214	15.216	(0.809)	19108	5.00000	5.242(A)
	25 Methyl Parathion	15.521	15.519	(0.825)	235511	5.00000	5.522(A)
	26 Malathion	15.724	15.724	(0.836)	212190	5.00000	5.311(A)
	27 Tokuthion	16.344	16.344	(0.869)	233715	5.00000	4.996
	28 Parathion	16.493	16.494	(0.877)	213175	5.00000	5.073(AM)
	29 Merphos-B (Merphos Oxone)	16.514	16.517	(1.486)	65080	5.00000	4.212(AM)
	30 Tetrachlorvinphos (stirophos)	16.976	16.977	(0.902)	143806	5.00000	5.290(A)
	31 Carbophenothion methyl	17.081	17.082	(0.908)	210272	5.00000	5.396(A)
	32 Bolstar	17.441	17.440	(0.927)	199405	5.00000	4.858
	33 Carbophenothion	17.523	17.524	(0.931)	212727	5.00000	5.271(A)

		Compounds	RT	EXP RT	REL RT	RESPONSE	AMOUNTS CAL-AMT (ug/mL)	AMOUNTS ON-COL (ug/mL)
$	34	Triphenyl phosphate	18.279	18.281	(0.972)	167127	5.00000	5.046 (A)
	35	Fensulfothion	18.558	18.559	(0.986)	152929	5.00000	5.029 (A)
*	36	TOCP	18.814	18.816	(1.000)	66384	2.00000	
	37	Phosmet / EPN	18.908	18.909	(1.005)	330448	10.0000	9.819 (A)
	38	Famphur	19.011	19.011	(1.010)	220404	5.00000	5.062 (A)
	39	Azinphos-methyl	19.146	19.147	(1.018)	197822	5.00000	4.967
	40	Azinphos-ethyl	19.364	19.366	(1.029)	187035	5.00000	4.930
	41	Coumaphos	20.348	20.347	(1.081)	155426	5.00000	5.329 (A)
S	42	Merphos				282589	5.00000	5.108 (A)
M	43	Total Demeton				244812	5.00000	4.720

QC Flag Legend

A - Target compound detected but, quantitated amount exceeded maximum amount.
M - Compound response manually integrated.

TestAmerica

INTERNAL STANDARD COMPOUNDS
AREA AND RT SUMMARY

Instrument ID: GC_D2.i
Lab File ID: 003F0301.D
Lab Smp Id: OPP L7 GSV0634
Analysis Type: SV
Quant Type: ISTD
Operator: MPK/TLW
Method File: \\DenSvr03\Public\chem\GCS\GC_D2.i\0626092.B\8141A-2.m
Misc Info:

Calibration Date: 26-JUN-2009
Calibration Time: 21:40
Client Smp ID: OPP L7 GSV0634
Level:
Sample Type:

COMPOUND	STANDARD	AREA LIMIT LOWER	AREA LIMIT UPPER	SAMPLE	%DIFF
11 Tributylphosphate	123933	61967	247866	139264	12.37
36 TOCP	68831	34416	137662	66384	-3.56

COMPOUND	STANDARD	RT LIMIT LOWER	RT LIMIT UPPER	SAMPLE	%DIFF
11 Tributylphosphate	11.12	10.62	11.62	11.12	0.01
36 TOCP	18.82	18.32	19.32	18.81	-0.00

AREA UPPER LIMIT = +100% of internal standard area.
AREA LOWER LIMIT = - 50% of internal standard area.
RT UPPER LIMIT = + 0.50 minutes of internal standard RT.
RT LOWER LIMIT = - 0.50 minutes of internal standard RT.

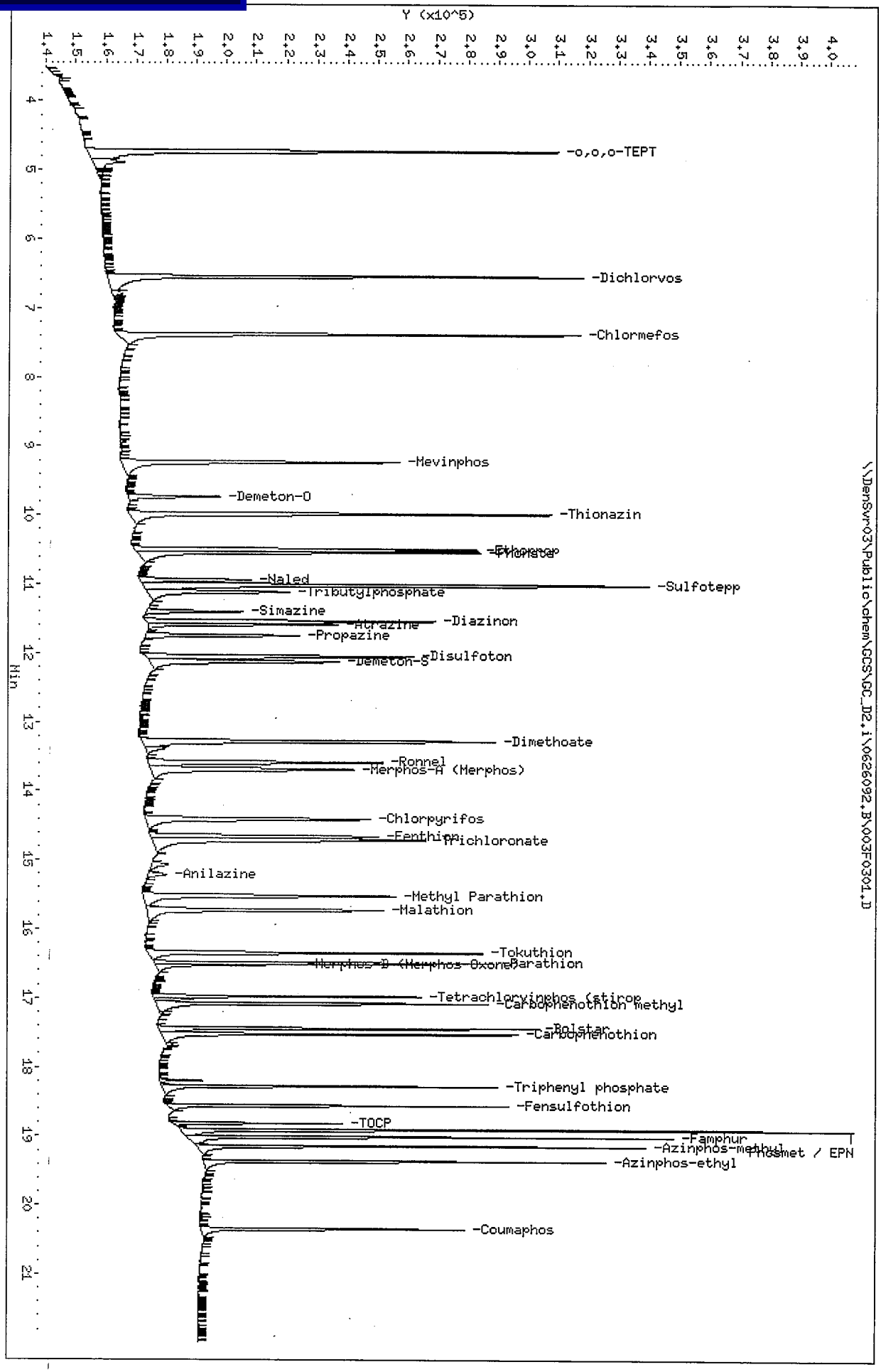

Data File: \\DenSvr03\Public\chem\GCS\GC_D2.i\0626092.B\003F0304.D
Date : 26-JUN-2009 18:28
Client ID: OPP L7 GSV0634
Sample Info: OPP L7 GSV0634
Column phase: RTx-OPPest

Instrument: GC_D2.i
Operator: MPK/TLW
Column diameter: 0.32

Inj. Date and Time: 26-JUN-2009 18:28
Instrument ID: GC_D2.i
Client ID: OPP L7 GSV0634
Compound Name: Parathion
CAS #:
Report Date: 06/30/2009

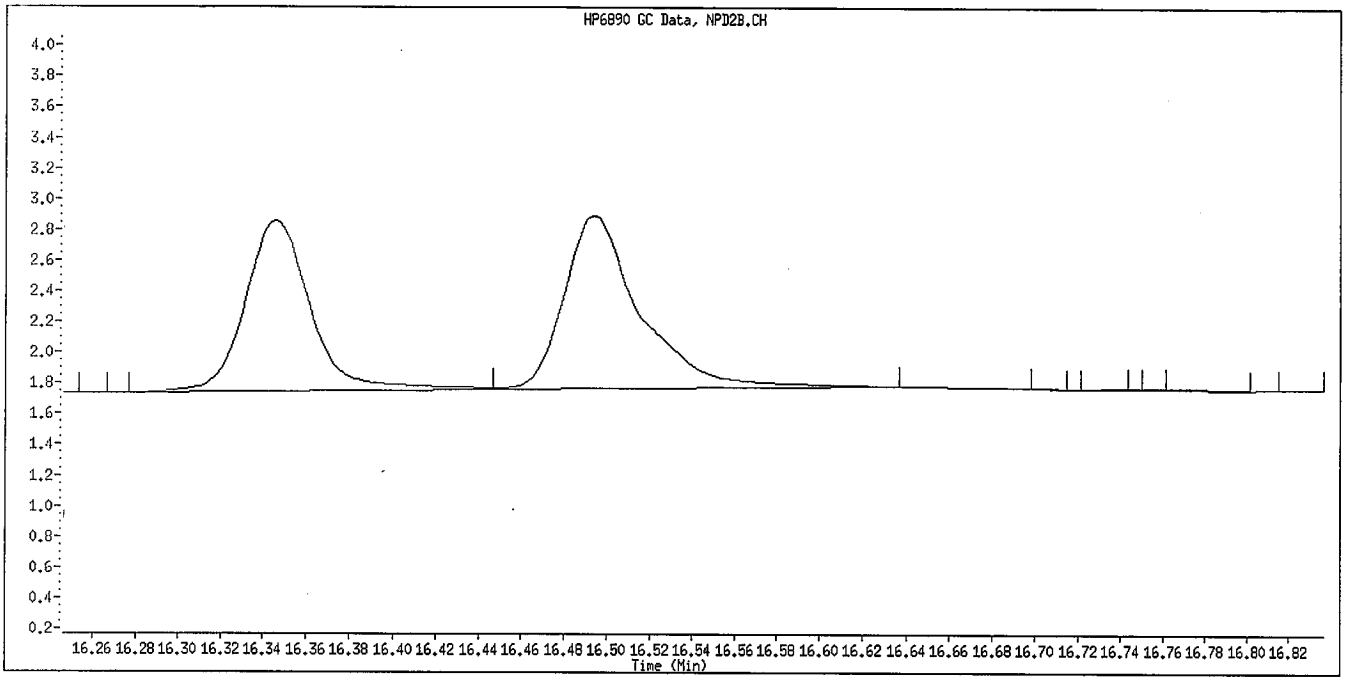

Original Integration

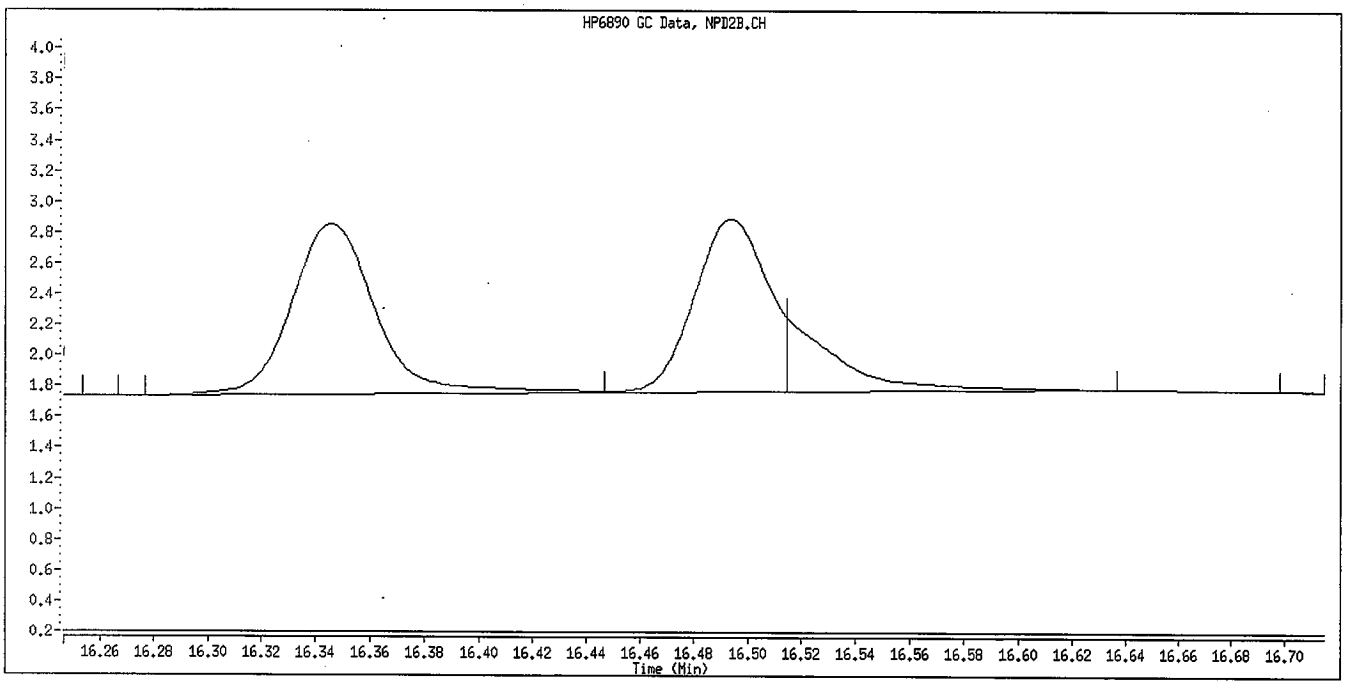

Manual Integration

Manually Integrated By: williamst
Manual Integration Reason: Baseline Event

6/30/09

Inj. Date and Time: 26-JUN-2009 18:28
Instrument ID: GC_D2.i
Client ID: OPP L7 GSV0634
Compound Name: Merphos-B (Merphos Oxone)
CAS #:
Report Date: 06/30/2009

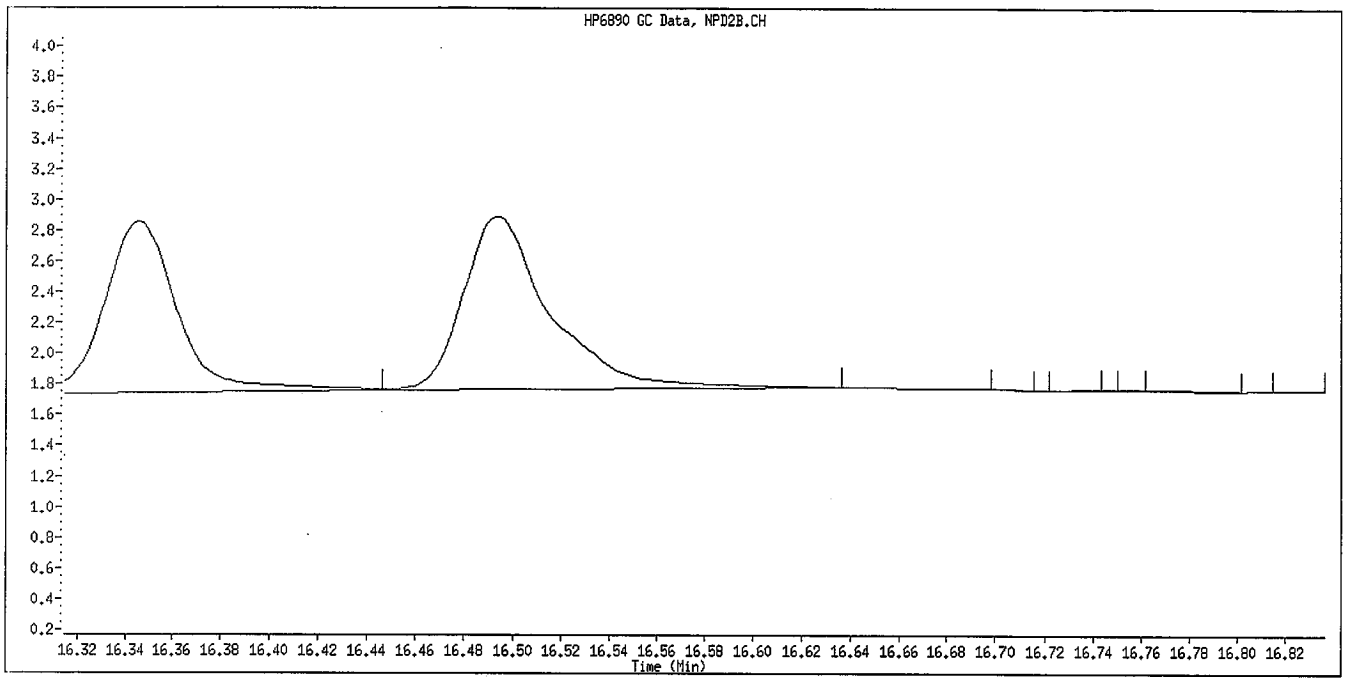

Original Integration

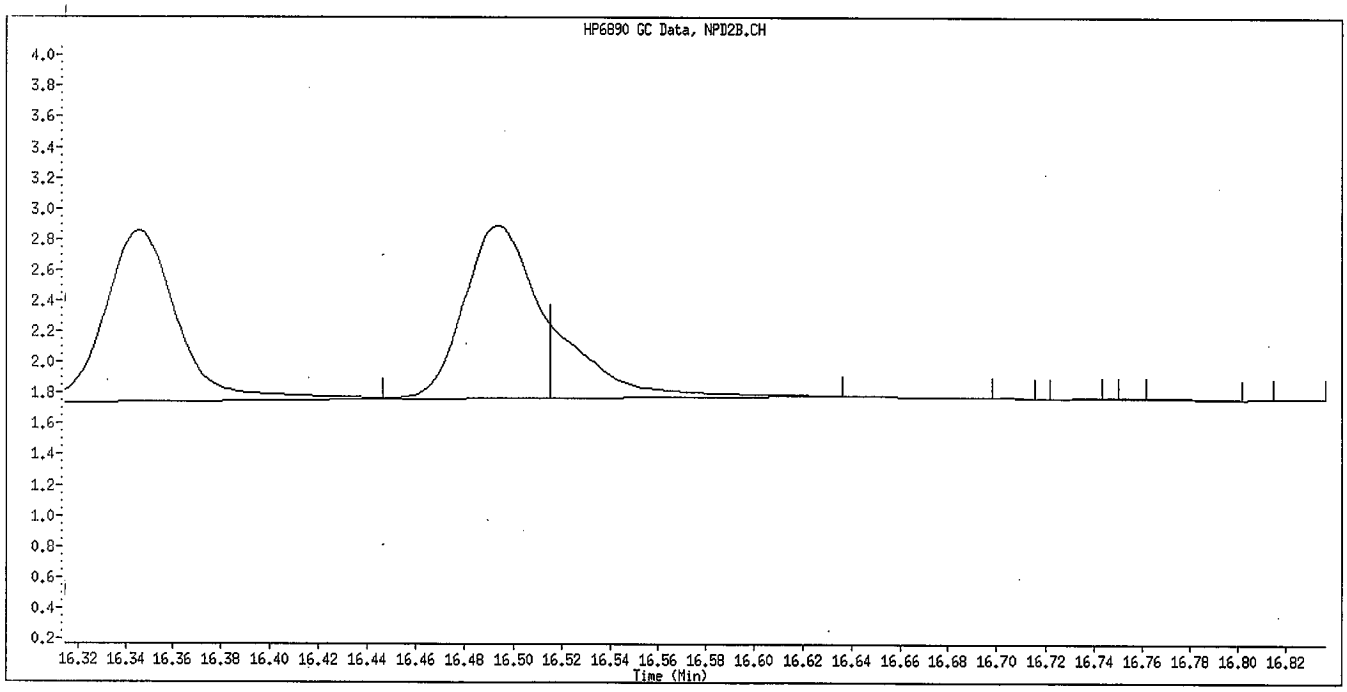

Manual Integration

Manually Integrated By: williamst
Manual Integration Reason: Baseline Event

6/30/09

TestAmerica

Data file : \\DenSvr03\Public\chem\GCS\GC_D2.i\0626092.B\004F0401.D
Lab Smp Id: OPP L6 GSV0637 Client Smp ID: OPP L6 GSV0637
Inj Date : 26-JUN-2009 18:55
Operator : MPK/TLW Inst ID: GC_D2.i
Smp Info : OPP L6 GSV0637
Misc Info :
Comment :
Method : \\DenSvr03\Public\chem\GCS\GC_D2.i\0626092.B\8141A-2.m
Meth Date : 30-Jun-2009 12:58 GC_D2.i Quant Type: ISTD
Cal Date : 26-JUN-2009 18:28 Cal File: 003F0301.D
Als bottle: 4 Calibration Sample, Level: 6
Dil Factor: 1.00000
Integrator: Falcon Compound Sublist: 8141A.sub
Target Version: 4.14
Processing Host: DENPC075

						AMOUNTS	
						CAL-AMT	ON-COL
	Compounds	RT	EXP RT	REL RT	RESPONSE	(ug/mL)	(ug/mL)
	1 o,o,o-TEPT	4.729	4.731	(0.251)	328646	4.00000	4.043
	2 Dichlorvos	6.546	6.546	(0.348)	257298	4.00000	4.054
$	3 Chlormefos	7.384	7.384	(0.392)	258146	4.00000	4.040
	4 Mevinphos	9.234	9.234	(0.491)	177060	4.00000	4.141
	5 Demeton-O	9.734	9.734	(0.517)	56273	1.30000	1.381
	6 Thionazin	9.984	9.984	(0.531)	276609	4.00000	4.326
	7 Ethoprop	10.499	10.499	(0.558)	193617	4.00000	4.053
	8 Phorate	10.537	10.539	(0.560)	250422	4.00000	4.520
	9 Naled	10.941	10.939	(0.582)	58330	4.00000	4.051
	10 Sulfotepp	11.017	11.017	(0.586)	337512	4.00000	4.039(A)
*	11 Tributylphosphate	11.116	11.116	(1.000)	118534	2.00000	
	12 Simazine	11.401	11.399	(0.606)	52173	4.00000	4.360(A)
	13 Diazinon	11.541	11.541	(0.613)	181790	4.00000	4.034
	14 Atrazine	11.582	11.584	(0.616)	98759	4.00000	4.001(A)
	15 Propazine	11.746	11.747	(0.624)	85745	4.00000	4.068
	16 Disulfoton	12.049	12.049	(0.640)	184026	4.00000	4.176
	17 Demeton-S	12.124	12.124	(0.644)	157195	2.72000	2.948
	18 Dimethoate	13.282	13.282	(0.706)	236550	4.00000	4.005
	19 Ronnel	13.589	13.587	(0.722)	165534	4.00000	4.164
	20 Merphos-A (Merphos)	13.689	13.689	(1.231)	178652	4.00000	4.159(A)
	21 Chlorpyrifos	14.409	14.409	(0.766)	174421	4.00000	4.326
	22 Fenthion	14.662	14.662	(0.779)	149338	4.00000	3.993
	23 Trichloronate	14.709	14.711	(0.782)	208762	4.00000	3.926
	24 Anilazine	15.216	15.216	(0.809)	13112	4.00000	3.800(M)
	25 Methyl Parathion	15.519	15.519	(0.825)	167086	4.00000	4.138(A)
	26 Malathion	15.724	15.724	(0.836)	151738	4.00000	4.012
	27 Tokuthion	16.346	16.344	(0.869)	187169	4.00000	4.226
	28 Parathion	16.492	16.494	(0.877)	170901	4.00000	4.296(M)
	29 Merphos-B (Merphos Oxone)	16.514	16.517	(1.486)	62127	4.00000	4.736(AM)
	30 Tetrachlorvinphos (stirophos)	16.976	16.977	(0.902)	109740	4.00000	4.264
	31 Carbophenothion methyl	17.081	17.082	(0.908)	159411	4.00000	4.322
	32 Bolstar	17.441	17.440	(0.927)	154382	4.00000	3.973
	33 Carbophenothion	17.522	17.524	(0.931)	154486	4.00000	4.043(A)

	Compounds	RT	EXP RT	REL RT	RESPONSE	AMOUNTS CAL-AMT (ug/mL)	AMOUNTS ON-COL (ug/mL)
$	34 Triphenyl phosphate	18.279	18.281	(0.972)	125543	4.00000	4.004
	35 Fensulfothion	18.557	18.559	(0.986)	126221	4.00000	4.385
*	36 TOCP	18.814	18.816	(1.000)	62844	2.00000	
	37 Phosmet / EPN	18.907	18.909	(1.005)	263604	8.00000	8.261(A)
	38 Famphur	19.009	19.011	(1.010)	175421	4.00000	4.256
	39 Azinphos-methyl	19.144	19.147	(1.018)	160515	4.00000	4.257
	40 Azinphos-ethyl	19.362	19.366	(1.029)	144031	4.00000	4.011
	41 Coumaphos	20.346	20.347	(1.081)	118936	4.00000	4.308
S	42 Merphos				240779	4.00000	4.597(A)
M	43 Total Demeton				213468	4.00000	4.330

QC Flag Legend

A - Target compound detected but, quantitated amount exceeded maximum amount.
M - Compound response manually integrated.

TestAmerica

INTERNAL STANDARD COMPOUNDS
AREA AND RT SUMMARY

Instrument ID: GC_D2.i
Lab File ID: 004F0401.D
Lab Smp Id: OPP L6 GSV0637
Analysis Type: SV
Quant Type: ISTD
Operator: MPK/TLW
Method File: \\DenSvr03\Public\chem\GCS\GC_D2.i\0626092.B\8141A-2.m
Misc Info:

Calibration Date: 26-JUN-2009
Calibration Time: 21:40
Client Smp ID: OPP L6 GSV0637
Level:
Sample Type:

COMPOUND	STANDARD	AREA LIMIT LOWER	AREA LIMIT UPPER	SAMPLE	%DIFF
11 Tributylphosphate	123933	61967	247866	118534	-4.36
36 TOCP	68831	34416	137662	62844	-8.70

COMPOUND	STANDARD	RT LIMIT LOWER	RT LIMIT UPPER	SAMPLE	%DIFF
11 Tributylphosphate	11.12	10.62	11.62	11.12	0.01
36 TOCP	18.82	18.32	19.32	18.81	-0.01

AREA UPPER LIMIT = +100% of internal standard area.
AREA LOWER LIMIT = - 50% of internal standard area.
RT UPPER LIMIT = + 0.50 minutes of internal standard RT.
RT LOWER LIMIT = - 0.50 minutes of internal standard RT.

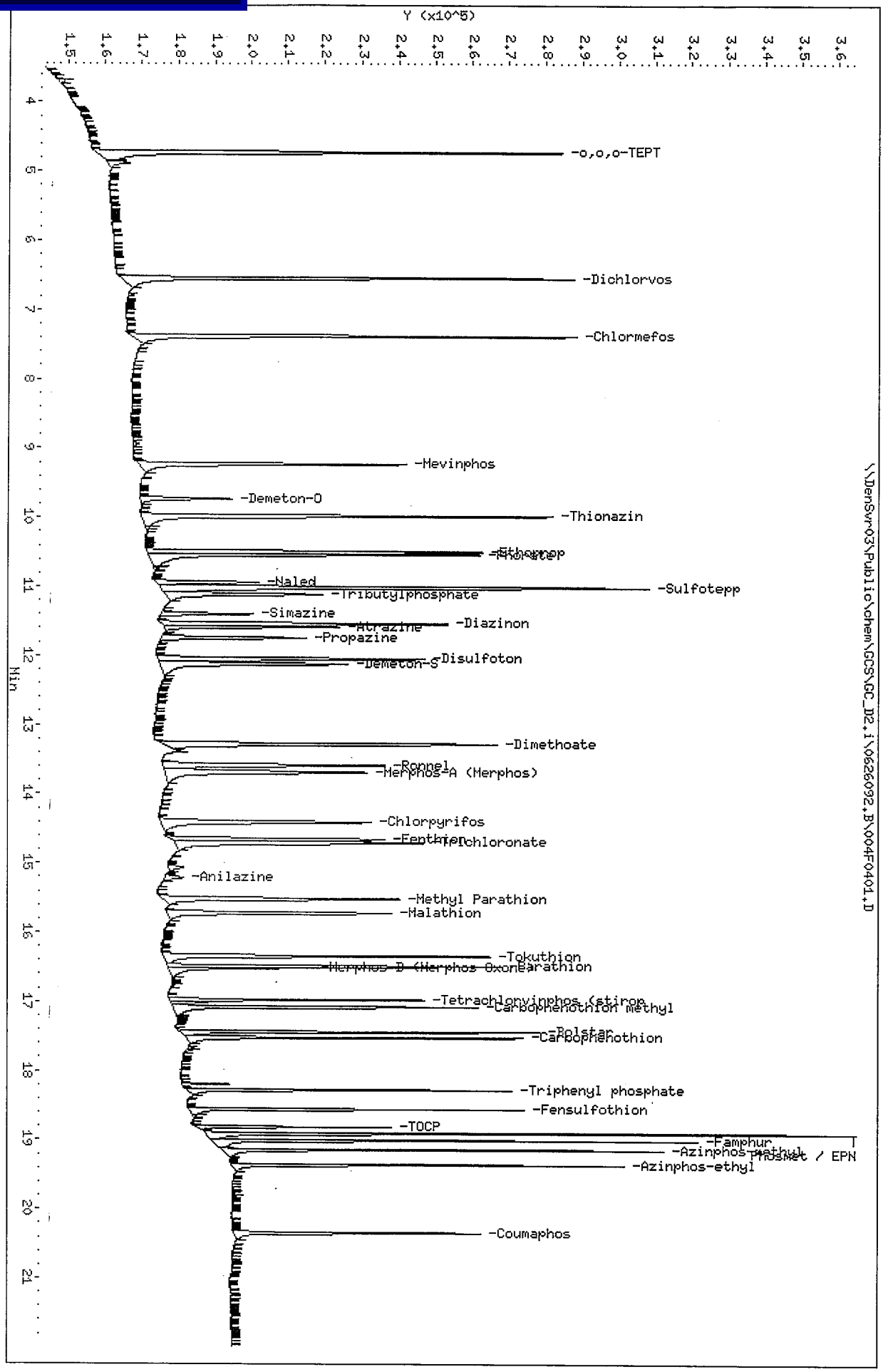

Data File: \\DenSvr03\Public\chem\GCS\GC_D2.i\0626092.B\004F0401.D
Date : 26-JUN-2009 18:55
Client ID: OPP L6 GSV0637
Sample Info: OPP L6 GSV0637
Column phase: RTx-OPPest

Instrument: GC_D2.i
Operator: MPK/TLW
Column diameter: 0.32

Inj. Date and Time: 26-JUN-2009 18:55
Instrument ID: GC_D2.i
Client ID: OPP L6 GSV0637
Compound Name: Anilazine
CAS #:
Report Date: 06/30/2009

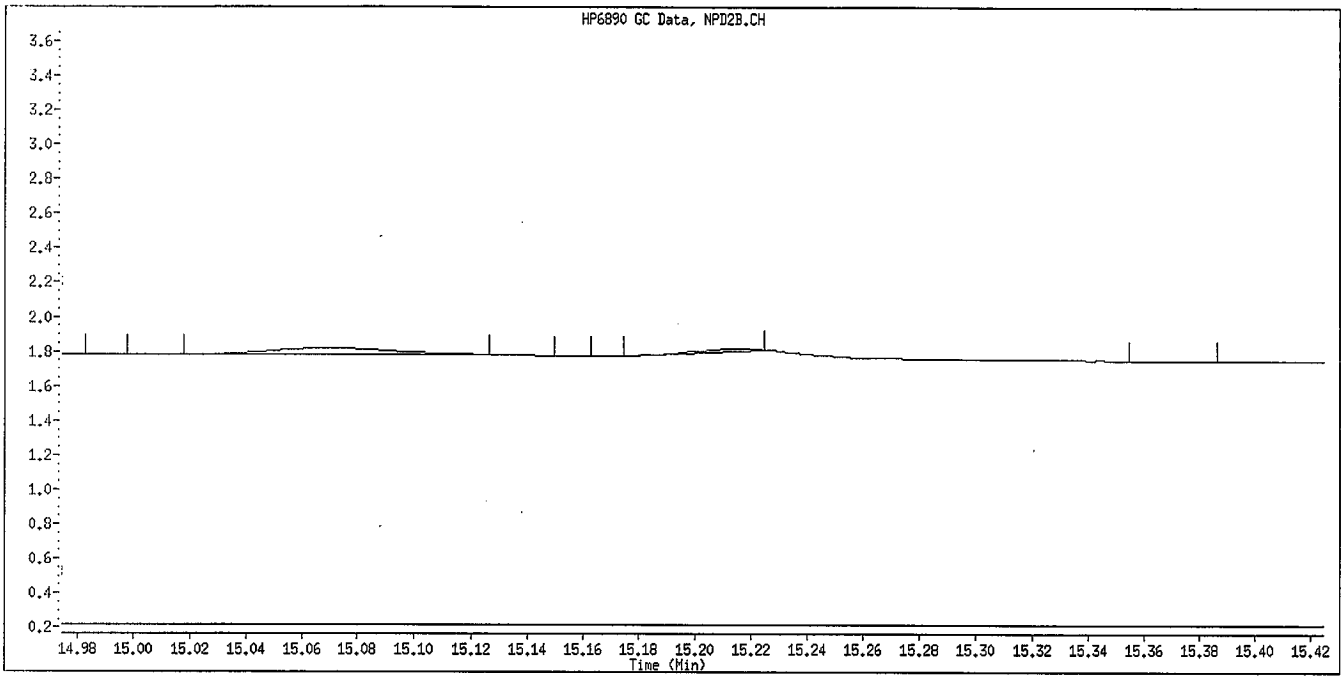

Original Integration

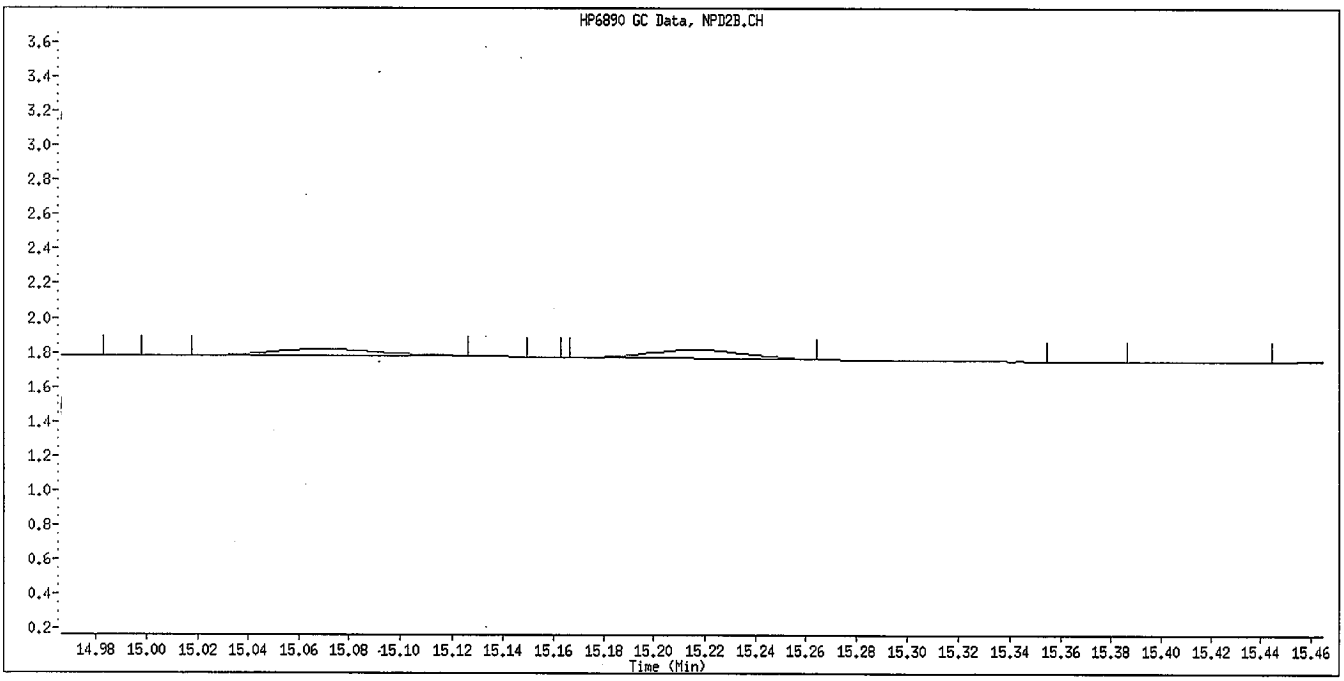

Manual Integration

Manually Integrated By: williamst
Manual Integration Reason: Baseline Event

6/30/09

Inj. Date and Time: 26-JUN-2009 18:55
Instrument ID: GC_D2.i
Client ID: OPP L6 GSV0637
Compound Name: Parathion
CAS #:
Report Date: 06/30/2009

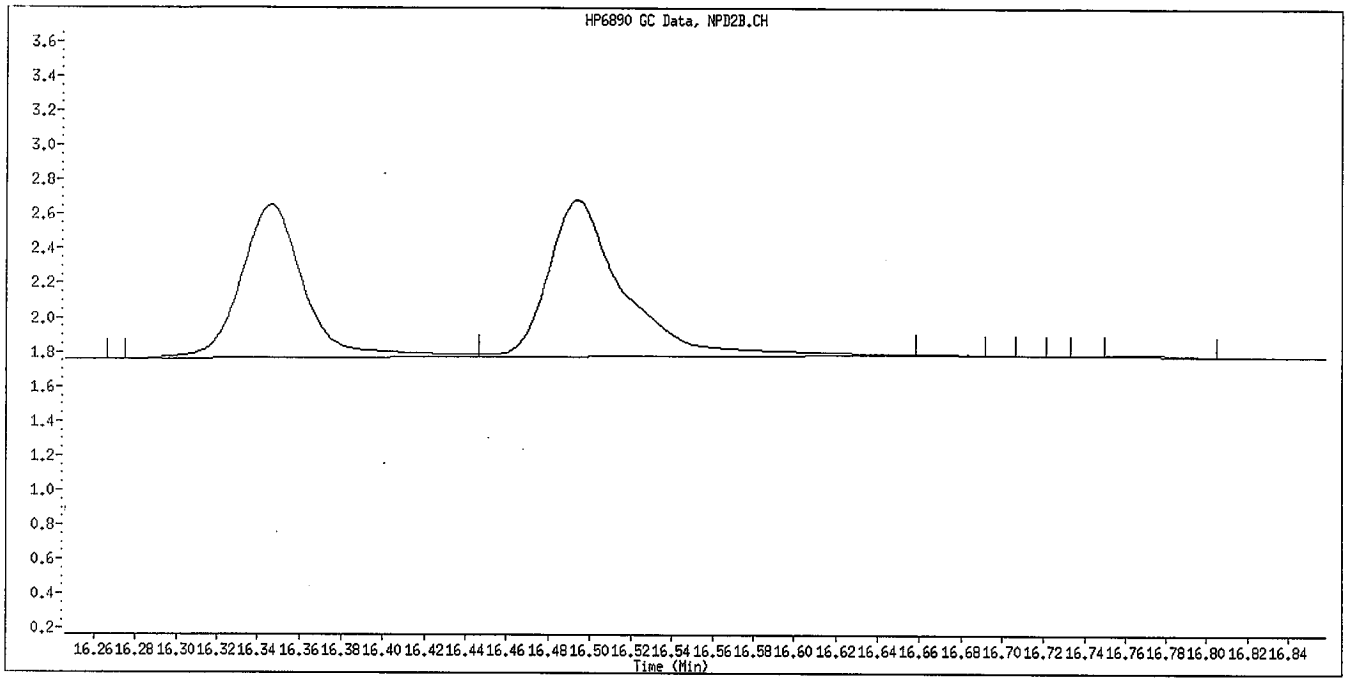

Original Integration

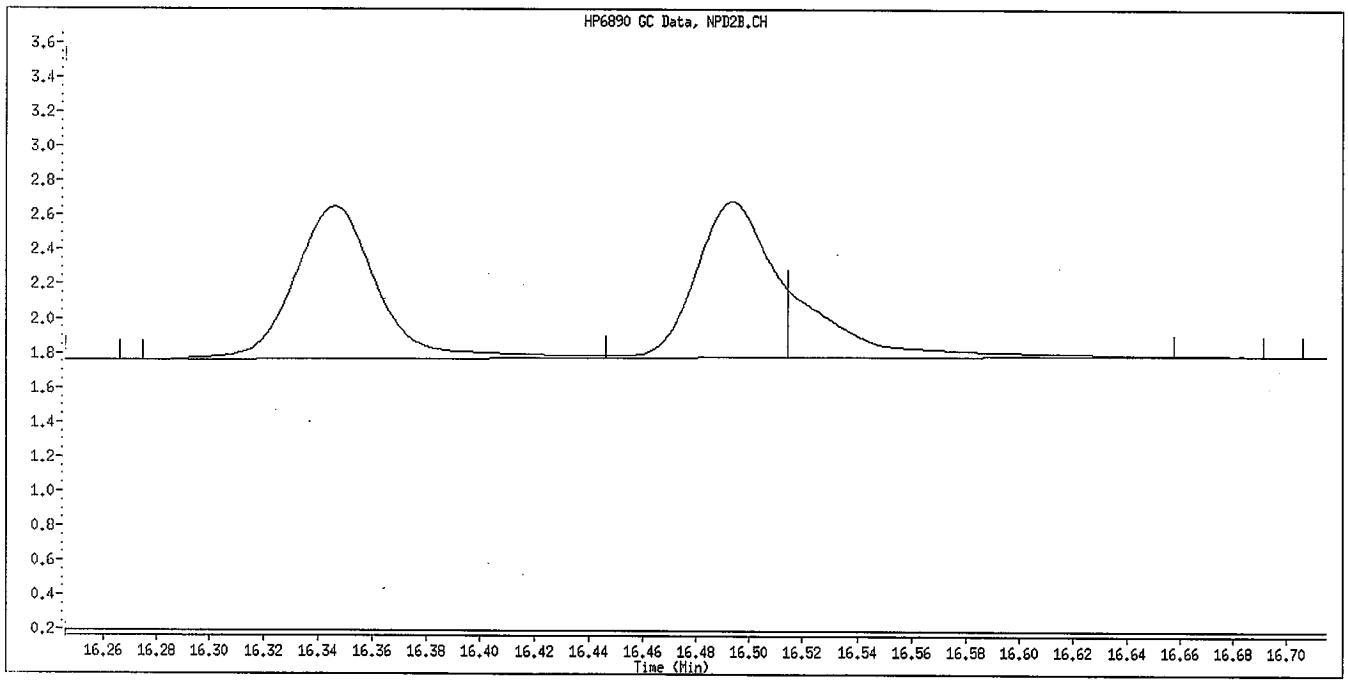

Manual Integration

Manually Integrated By: williamst
Manual Integration Reason: Baseline Event

6/30/09

Inj. Date and Time: 26-JUN-2009 18:55
Instrument ID: GC_D2.i
Client ID: OPP L6 GSV0637
Compound Name: Merphos-B (Merphos Oxone)
CAS #:
Report Date: 06/30/2009

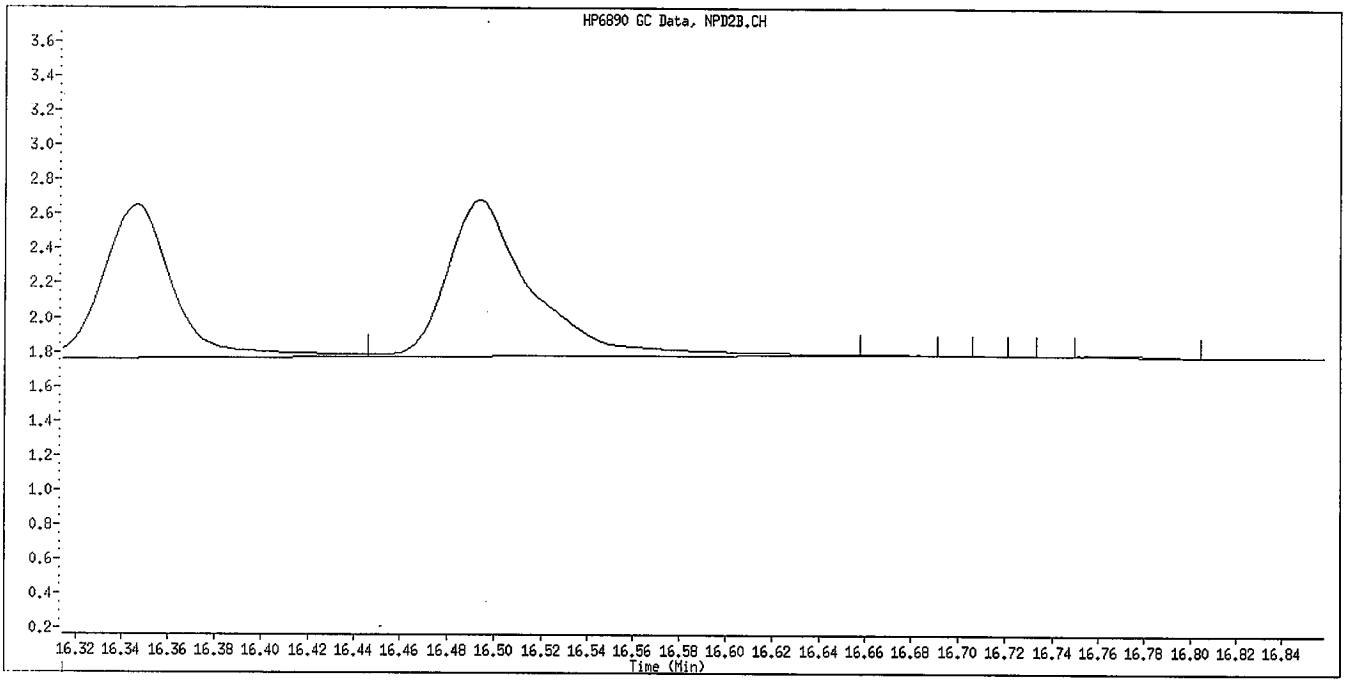

Original Integration

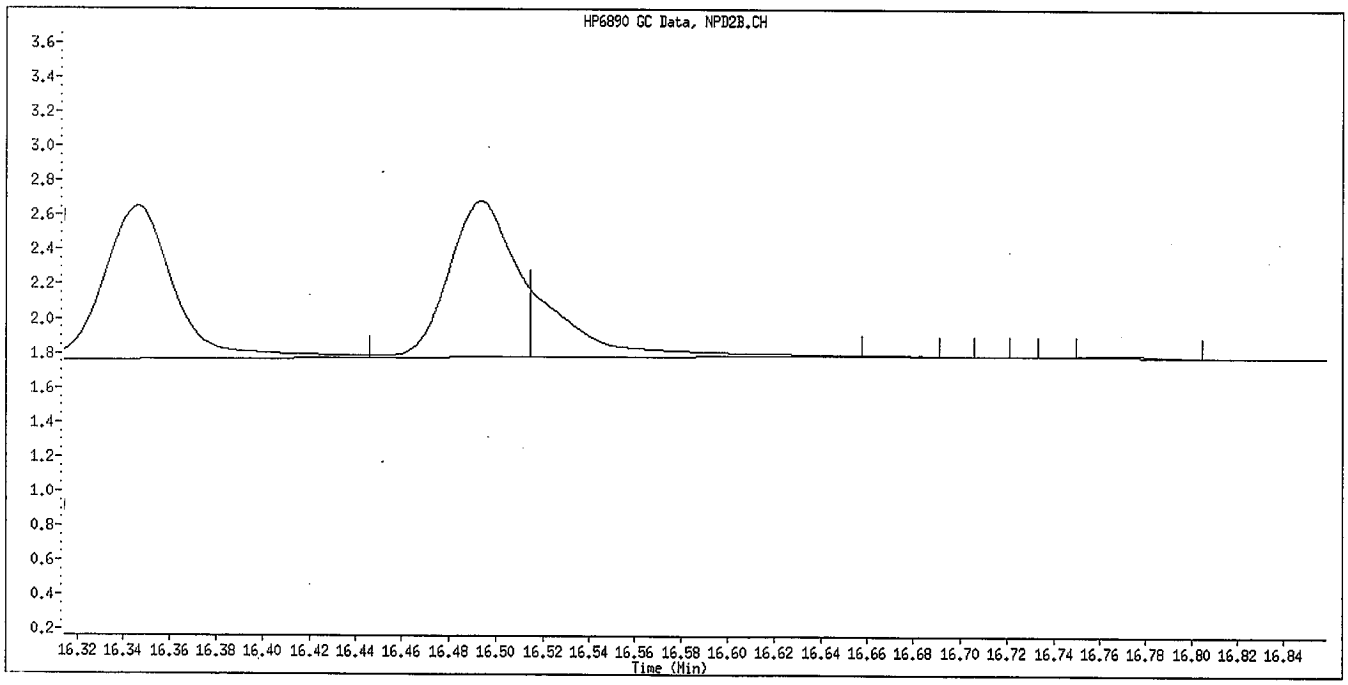

Manual Integration

Manually Integrated By: williamst
Manual Integration Reason: Baseline Event

JL 6/30/09

TestAmerica

Data file : \\DenSvr03\Public\chem\GCS\GC_D2.i\0626092.B\005F0501.D
Lab Smp Id: OPP L5 GSV0635 Client Smp ID: OPP L5 GSV0635
Inj Date : 26-JUN-2009 19:23
Operator : MPK/TLW Inst ID: GC_D2.i
Smp Info : OPP L5 GSV0635
Misc Info :
Comment :
Method : \\DenSvr03\Public\chem\GCS\GC_D2.i\0626092.B\8141A-2.m
Meth Date : 30-Jun-2009 12:58 GC_D2.i Quant Type: ISTD
Cal Date : 26-JUN-2009 18:55 Cal File: 004F0401.D
Als bottle: 5 Calibration Sample, Level: 5
Dil Factor: 1.00000
Integrator: Falcon Compound Sublist: 8141A.sub
Target Version: 4.14
Processing Host: DENPC075

	Compounds	RT	EXP RT	REL RT	RESPONSE	AMOUNTS CAL-AMT (ug/mL)	AMOUNTS ON-COL (ug/mL)
	1 o,o,o-TEPT	4.730	4.731	(0.251)	267154	3.00000	2.982
	2 Dichlorvos	6.545	6.546	(0.348)	221023	3.00000	3.159
$	3 Chlormefos	7.384	7.384	(0.392)	237967	3.00000	3.379
	4 Mevinphos	9.234	9.234	(0.491)	137272	3.00000	2.913
	5 Demeton-O	9.734	9.734	(0.517)	46912	0.97500	1.045
	6 Thionazin	9.984	9.984	(0.531)	216898	3.00000	3.078
	7 Ethoprop	10.499	10.499	(0.558)	162719	3.00000	3.090
	8 Phorate	10.539	10.539	(0.560)	189707	3.00000	3.107
	9 Naled	10.939	10.939	(0.581)	46004	3.00000	2.975
	10 Sulfotepp	11.017	11.017	(0.586)	277819	3.00000	3.017(A)
*	11 Tributylphosphate	11.115	11.116	(1.000)	123454	2.00000	
	12 Simazine	11.399	11.399	(0.606)	40610	3.00000	3.079(A)
	13 Diazinon	11.540	11.541	(0.613)	155648	3.00000	3.140
	14 Atrazine	11.584	11.584	(0.616)	85997	3.00000	3.210(A)
	15 Propazine	11.747	11.747	(0.624)	72628	3.00000	3.140
	16 Disulfoton	12.049	12.049	(0.640)	152294	3.00000	3.136
	17 Demeton-S	12.124	12.124	(0.644)	121463	2.04000	2.103
	18 Dimethoate	13.282	13.282	(0.706)	206120	3.00000	3.166
	19 Ronnel	13.587	13.587	(0.722)	134377	3.00000	3.067
	20 Merphos-A (Merphos)	13.689	13.689	(1.232)	139514	3.00000	3.119(A)
	21 Chlorpyrifos	14.409	14.409	(0.766)	137524	3.00000	3.094
	22 Fenthion	14.662	14.662	(0.779)	130285	3.00000	3.161
	23 Trichloronate	14.710	14.711	(0.782)	170976	3.00000	2.945
	24 Anilazine	15.215	15.216	(0.809)	11039	3.00000	2.902
	25 Methyl Parathion	15.519	15.519	(0.825)	140467	3.00000	3.157(A)
	26 Malathion	15.724	15.724	(0.836)	122121	3.00000	2.929
	27 Tokuthion	16.344	16.344	(0.869)	150762	3.00000	3.089
	28 Parathion	16.494	16.494	(0.877)	135916	3.00000	3.100(M)
	29 Merphos-B (Merphos Oxone)	16.514	16.517	(1.486)	40683	3.00000	2.940(AM)
	30 Tetrachlorvinphos (stirophos)	16.977	16.977	(0.902)	90042	3.00000	3.174
	31 Carbophenothion methyl	17.082	17.082	(0.908)	132789	3.00000	3.266
	32 Bolstar	17.440	17.440	(0.927)	132222	3.00000	3.088
	33 Carbophenothion	17.524	17.524	(0.931)	139939	3.00000	3.323(A)

	Compounds	RT	EXP RT	REL RT	RESPONSE	AMOUNTS CAL-AMT (ug/mL)	AMOUNTS ON-COL (ug/mL)
$	34 Triphenyl phosphate	18.280	18.281	(0.972)	105020	3.00000	3.039
	35 Fensulfothion	18.559	18.559	(0.986)	98284	3.00000	3.098
*	36 TOCP	18.815	18.816	(1.000)	69265	2.00000	
	37 Phosmet / EPN	18.909	18.909	(1.005)	207459	6.00000	5.874(A)
	38 Famphur	19.010	19.011	(1.010)	125661	3.00000	2.766
	39 Azinphos-methyl	19.147	19.147	(1.018)	125121	3.00000	3.011
	40 Azinphos-ethyl	19.365	19.366	(1.029)	120801	3.00000	3.052
	41 Coumaphos	20.347	20.347	(1.081)	93401	3.00000	3.069
S	42 Merphos				180197	3.00000	3.122(A)
M	43 Total Demeton				168375	3.00000	3.147

QC Flag Legend

A - Target compound detected but, quantitated amount exceeded maximum amount.
M - Compound response manually integrated.

TestAmerica

INTERNAL STANDARD COMPOUNDS
AREA AND RT SUMMARY

Instrument ID: GC_D2.i
Lab File ID: 005F0501.D
Lab Smp Id: OPP L5 GSV0635
Analysis Type: SV
Quant Type: ISTD
Operator: MPK/TLW
Method File: \\DenSvr03\Public\chem\GCS\GC_D2.i\0626092.B\8141A-2.m
Misc Info:

Calibration Date: 26-JUN-2009
Calibration Time: 21:40
Client Smp ID: OPP L5 GSV0635
Level:
Sample Type:

COMPOUND	STANDARD	AREA LIMIT LOWER	AREA LIMIT UPPER	SAMPLE	%DIFF
11 Tributylphosphate	123933	61967	247866	123454	-0.39
36 TOCP	68831	34416	137662	69265	0.63

COMPOUND	STANDARD	RT LIMIT LOWER	RT LIMIT UPPER	SAMPLE	%DIFF
11 Tributylphosphate	11.12	10.62	11.62	11.12	0.00
36 TOCP	18.82	18.32	19.32	18.82	0.00

AREA UPPER LIMIT = +100% of internal standard area.
AREA LOWER LIMIT = - 50% of internal standard area.
RT UPPER LIMIT = + 0.50 minutes of internal standard RT.
RT LOWER LIMIT = - 0.50 minutes of internal standard RT.

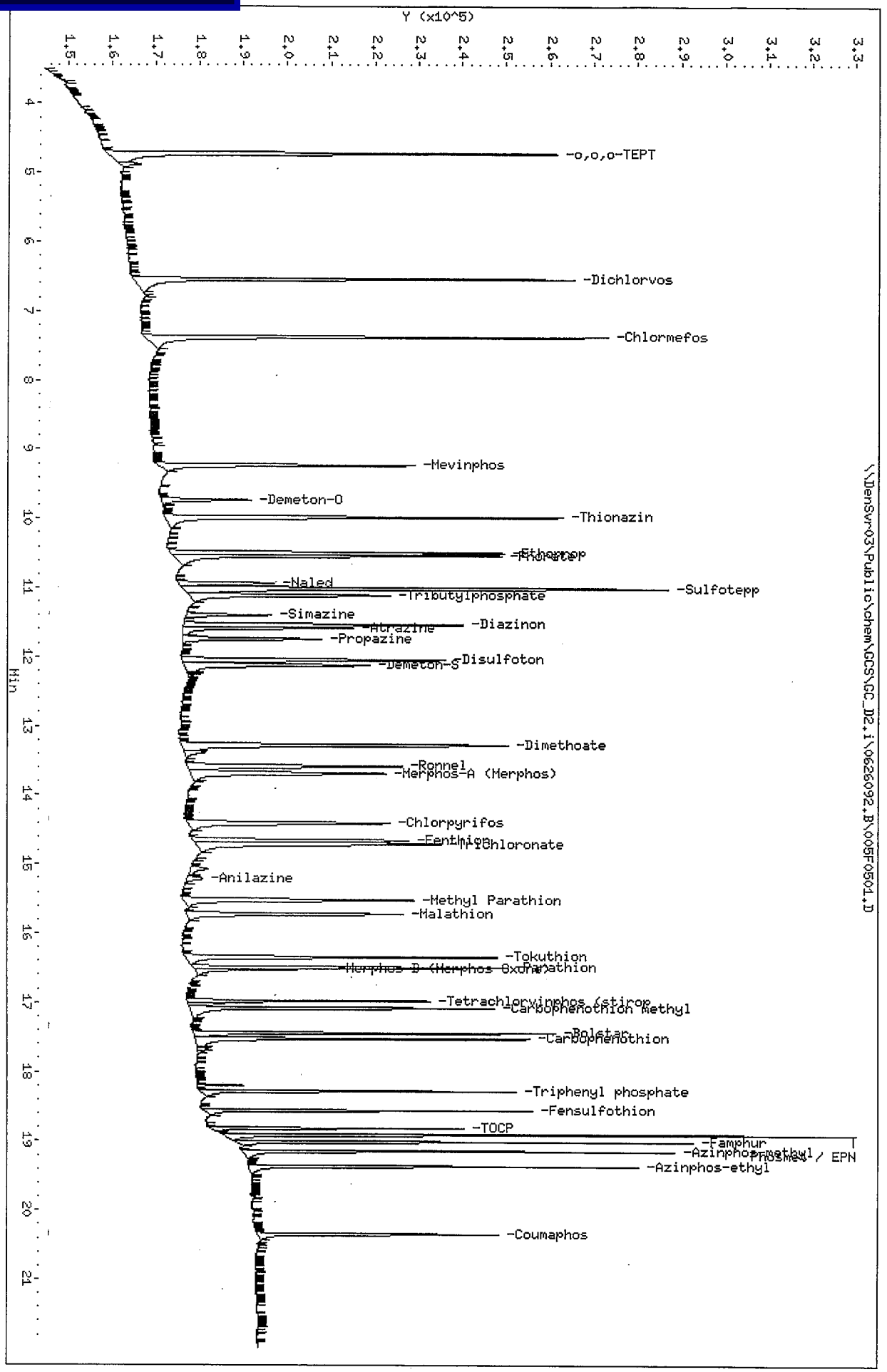

Data File: \\DenSvr03\Public\chem\GCS\GC_D2,i\0626092,B\005F0501,D
Date : 26-JUN-2009 19:23
Client ID: OPP L5 GSV0635
Sample Info: OPP L5 GSV0635
Column phase: RTx-OPPest

Instrument: GC_D2,i
Operator: MPK/TLW
Column diameter: 0.32

Inj. Date and Time: 26-JUN-2009 19:23
Instrument ID: GC_D2.i
Client ID: OPP L5 GSV0635
Compound Name: Parathion
CAS #:
Report Date: 06/30/2009

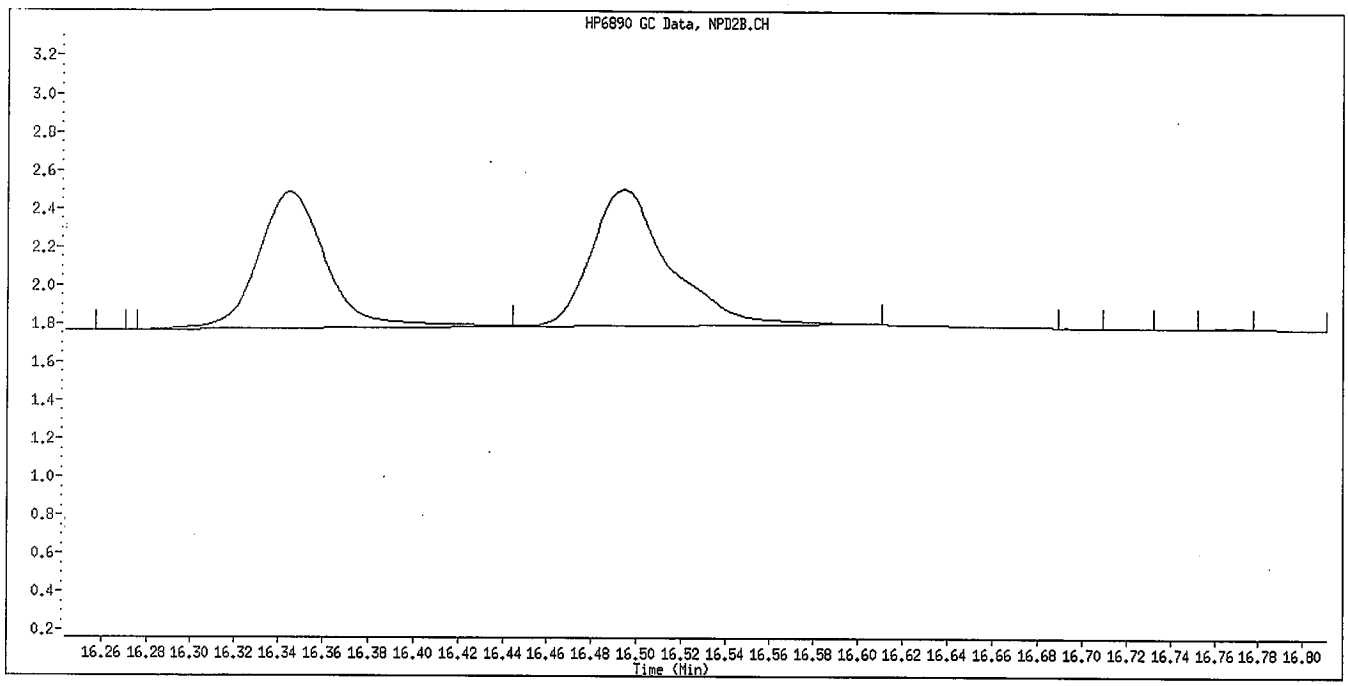

Original Integration

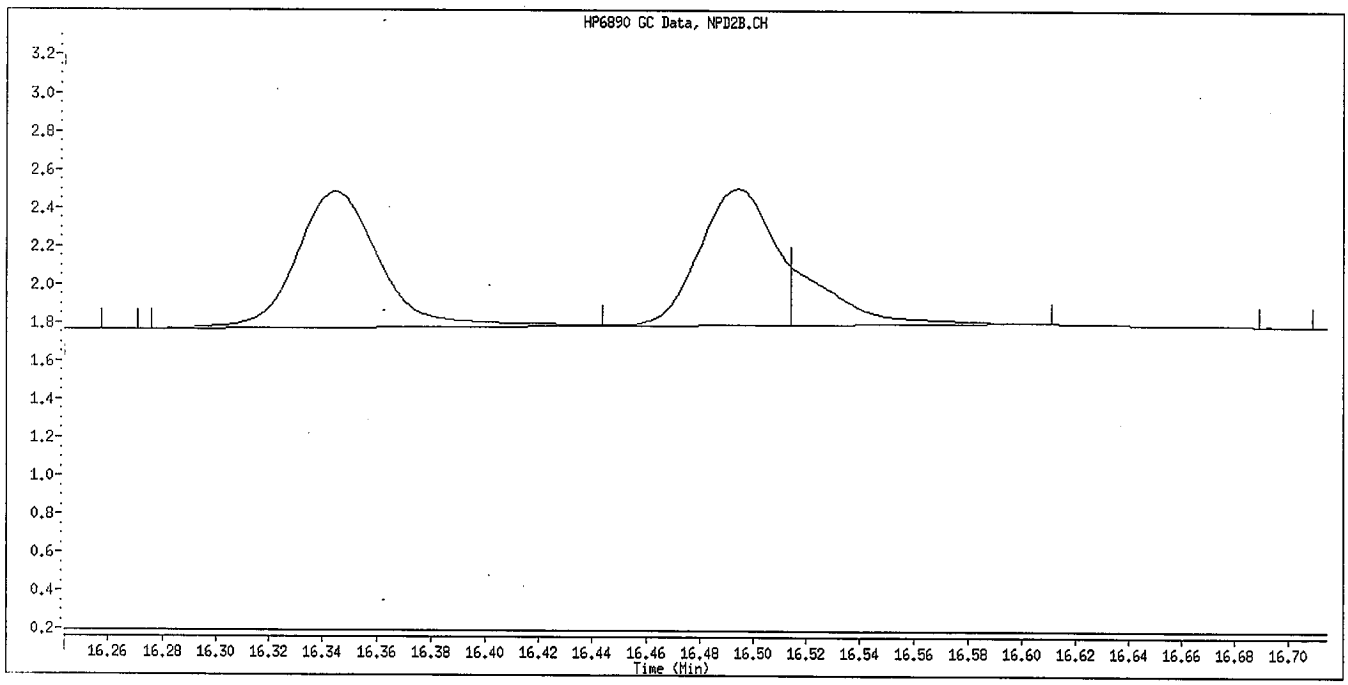

Manual Integration

Manually Integrated By: williamst
Manual Integration Reason: Baseline Event

6/30/09

Inj. Date and Time: 26-JUN-2009 19:23
Instrument ID: GC_D2.i
Client ID: OPP L5 GSV0635
Compound Name: Merphos-B (Merphos Oxone)
CAS #:
Report Date: 06/30/2009

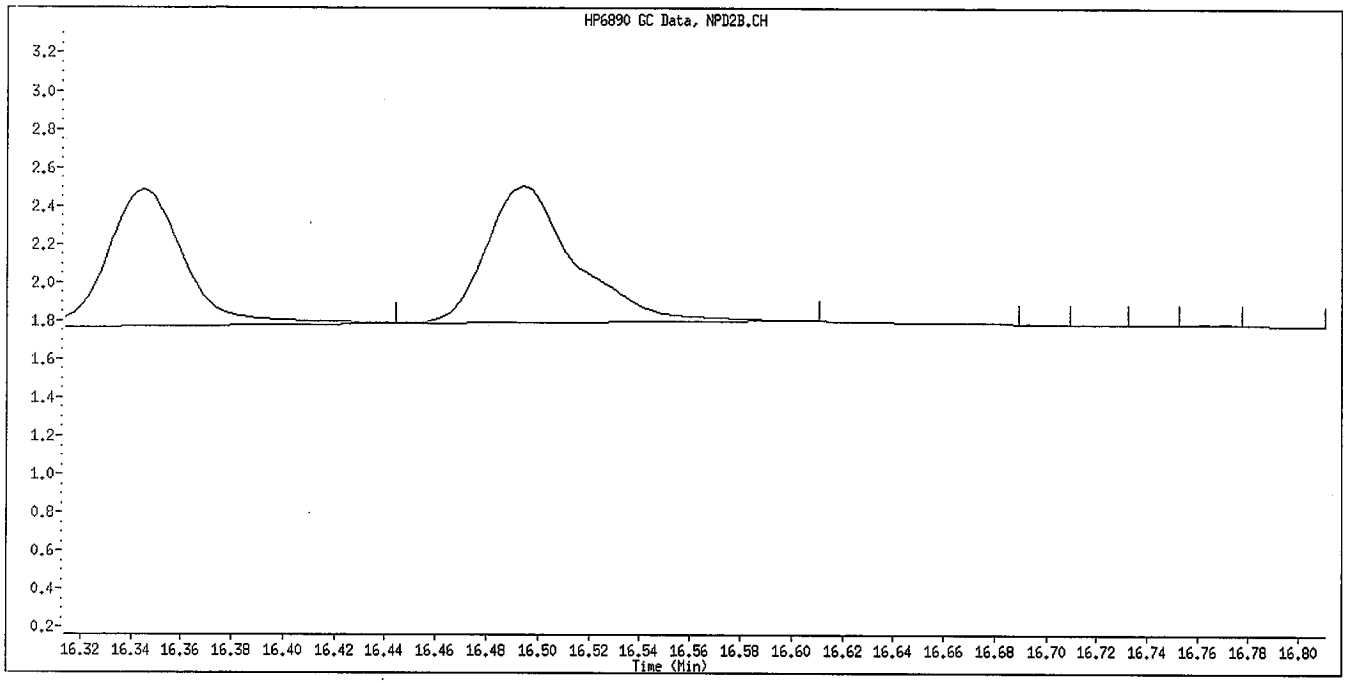

Original Integration

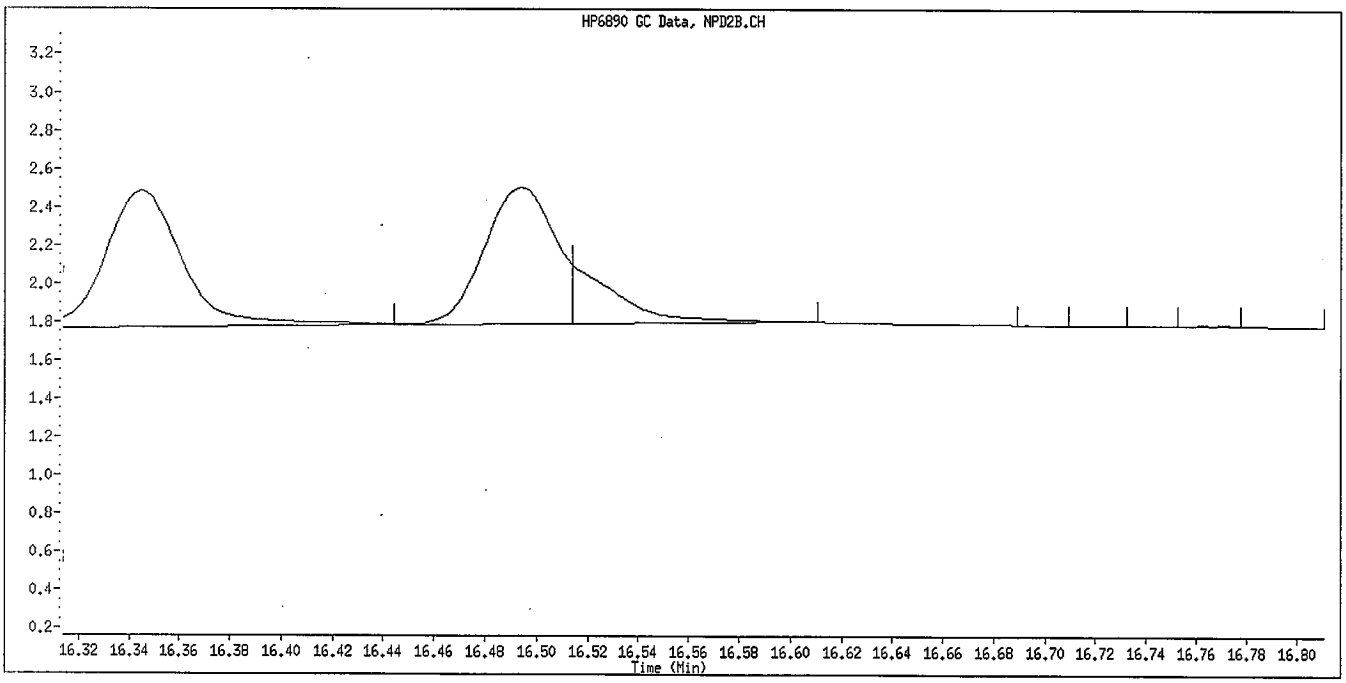

Manual Integration

Manually Integrated By: williamst
Manual Integration Reason: Baseline Event

6/30/09

TestAmerica

Data file : \\DenSvr03\Public\chem\GCS\GC_D2.i\0626092.B\006F0601.D
Lab Smp Id: OPP L4 GSV0638 Client Smp ID: OPP L4 GSV0638
Inj Date : 26-JUN-2009 19:50
Operator : MPK/TLW Inst ID: GC_D2.i
Smp Info : OPP L4 GSV0638
Misc Info :
Comment :
Method : \\DenSvr03\Public\chem\GCS\GC_D2.i\0626092.B\8141A-2.m
Meth Date : 30-Jun-2009 12:58 GC_D2.i Quant Type: ISTD
Cal Date : 26-JUN-2009 19:23 Cal File: 005F0501.D
Als bottle: 6 Calibration Sample, Level: 4
Dil Factor: 1.00000
Integrator: Falcon Compound Sublist: 8141A.sub
Target Version: 4.14
Processing Host: DENPC075

	Compounds	RT	EXP RT	REL RT	RESPONSE	AMOUNTS CAL-AMT (ug/mL)	AMOUNTS ON-COL (ug/mL)
	1 o,o,o-TEPT	4.730	4.731	(0.251)	181207	2.00000	2.055
	2 Dichlorvos	6.545	6.546	(0.348)	148252	2.00000	2.154
$	3 Chlormefos	7.383	7.384	(0.392)	138652	2.00000	2.001
	4 Mevinphos	9.233	9.234	(0.491)	98399	2.00000	2.122
	5 Demeton-O	9.733	9.734	(0.517)	29742	0.65000	0.6731
	6 Thionazin	9.983	9.984	(0.531)	134999	2.00000	1.947
	7 Ethoprop	10.498	10.499	(0.558)	103308	2.00000	1.994
	8 Phorate	10.537	10.539	(0.560)	115663	2.00000	1.925
	9 Naled	10.940	10.939	(0.581)	28010	2.00000	1.943
	10 Sulfotepp	11.017	11.017	(0.586)	187497	2.00000	2.069(A)
*	11 Tributylphosphate	11.115	11.116	(1.000)	126959	2.00000	
	12 Simazine	11.398	11.399	(0.606)	26282	2.00000	2.025(A)
	13 Diazinon	11.540	11.541	(0.613)	98649	2.00000	2.033
	14 Atrazine	11.582	11.584	(0.616)	49088	2.00000	1.960(A)
	15 Propazine	11.745	11.747	(0.624)	43235	2.00000	1.922
	16 Disulfoton	12.050	12.049	(0.640)	96402	2.00000	2.017
	17 Demeton-S	12.125	12.124	(0.644)	70921	1.36000	1.296
	18 Dimethoate	13.280	13.282	(0.706)	123978	2.00000	1.935
	19 Ronnel	13.588	13.587	(0.722)	84095	2.00000	1.950
	20 Merphos-A (Merphos)	13.690	13.689	(1.232)	90289	2.00000	1.962(A)
	21 Chlorpyrifos	14.408	14.409	(0.766)	82272	2.00000	1.881
	22 Fenthion	14.660	14.662	(0.779)	79190	2.00000	1.952
	23 Trichloronate	14.708	14.711	(0.782)	106326	2.00000	1.900
	24 Anilazine	15.212	15.216	(0.808)	6899	2.00000	1.843
	25 Methyl Parathion	15.520	15.519	(0.825)	91219	2.00000	2.083(A)
	26 Malathion	15.725	15.724	(0.836)	80242	2.00000	1.956
	27 Tokuthion	16.345	16.344	(0.869)	92069	2.00000	1.917
	28 Parathion	16.493	16.494	(0.877)	84124	2.00000	1.950(M)
	29 Merphos-B (Merphos Oxone)	16.513	16.517	(1.486)	23458	2.00000	1.603(AM)
	30 Tetrachlorvinphos (stirophos)	16.977	16.977	(0.902)	54727	2.00000	1.961
	31 Carbophenothion methyl	17.082	17.082	(0.908)	79857	2.00000	1.996
	32 Bolstar	17.440	17.440	(0.927)	82203	2.00000	1.951
	33 Carbophenothion	17.523	17.524	(0.931)	80431	2.00000	1.941(A)

	Compounds	RT	EXP RT	REL RT	RESPONSE	AMOUNTS CAL-AMT (ug/mL)	AMOUNTS ON-COL (ug/mL)
$	34 Triphenyl phosphate	18.280	18.281	(0.972)	73416	2.00000	2.159
	35 Fensulfothion	18.558	18.559	(0.986)	66352	2.00000	2.125
*	36 TOCP	18.815	18.816	(1.000)	68161	2.00000	
	37 Phosmet / EPN	18.908	18.909	(1.005)	146012	4.00000	4.177
	38 Famphur	19.012	19.011	(1.010)	95300	2.00000	2.132
	39 Azinphos-methyl	19.147	19.147	(1.018)	88773	2.00000	2.171
	40 Azinphos-ethyl	19.365	19.366	(1.029)	80966	2.00000	2.079
	41 Coumaphos	20.347	20.347	(1.081)	61650	2.00000	2.059
S	42 Merphos				113747	2.00000	2.002(A)
M	43 Total Demeton				100663	2.00000	1.969

QC Flag Legend

A - Target compound detected but, quantitated amount exceeded maximum amount.
M - Compound response manually integrated.

TestAmerica

INTERNAL STANDARD COMPOUNDS
AREA AND RT SUMMARY

Instrument ID: GC_D2.i
Lab File ID: 006F0601.D
Lab Smp Id: OPP L4 GSV0638
Analysis Type: SV
Quant Type: ISTD
Operator: MPK/TLW
Method File: \\DenSvr03\Public\chem\GCS\GC_D2.i\0626092.B\8141A-2.m
Misc Info:

Calibration Date: 26-JUN-2009
Calibration Time: 19:50
Client Smp ID: OPP L4 GSV0638
Level:
Sample Type:

COMPOUND	STANDARD	AREA LIMIT LOWER	AREA LIMIT UPPER	SAMPLE	%DIFF
11 Tributylphosphate	126959	63480	253918	126959	0.00
36 TOCP	68161	34081	136322	68161	0.00

COMPOUND	STANDARD	RT LIMIT LOWER	RT LIMIT UPPER	SAMPLE	%DIFF
11 Tributylphosphate	11.12	10.62	11.62	11.12	0.00
36 TOCP	18.82	18.32	19.32	18.82	0.00

AREA UPPER LIMIT = +100% of internal standard area.
AREA LOWER LIMIT = - 50% of internal standard area.
RT UPPER LIMIT = + 0.50 minutes of internal standard RT.
RT LOWER LIMIT = - 0.50 minutes of internal standard RT.

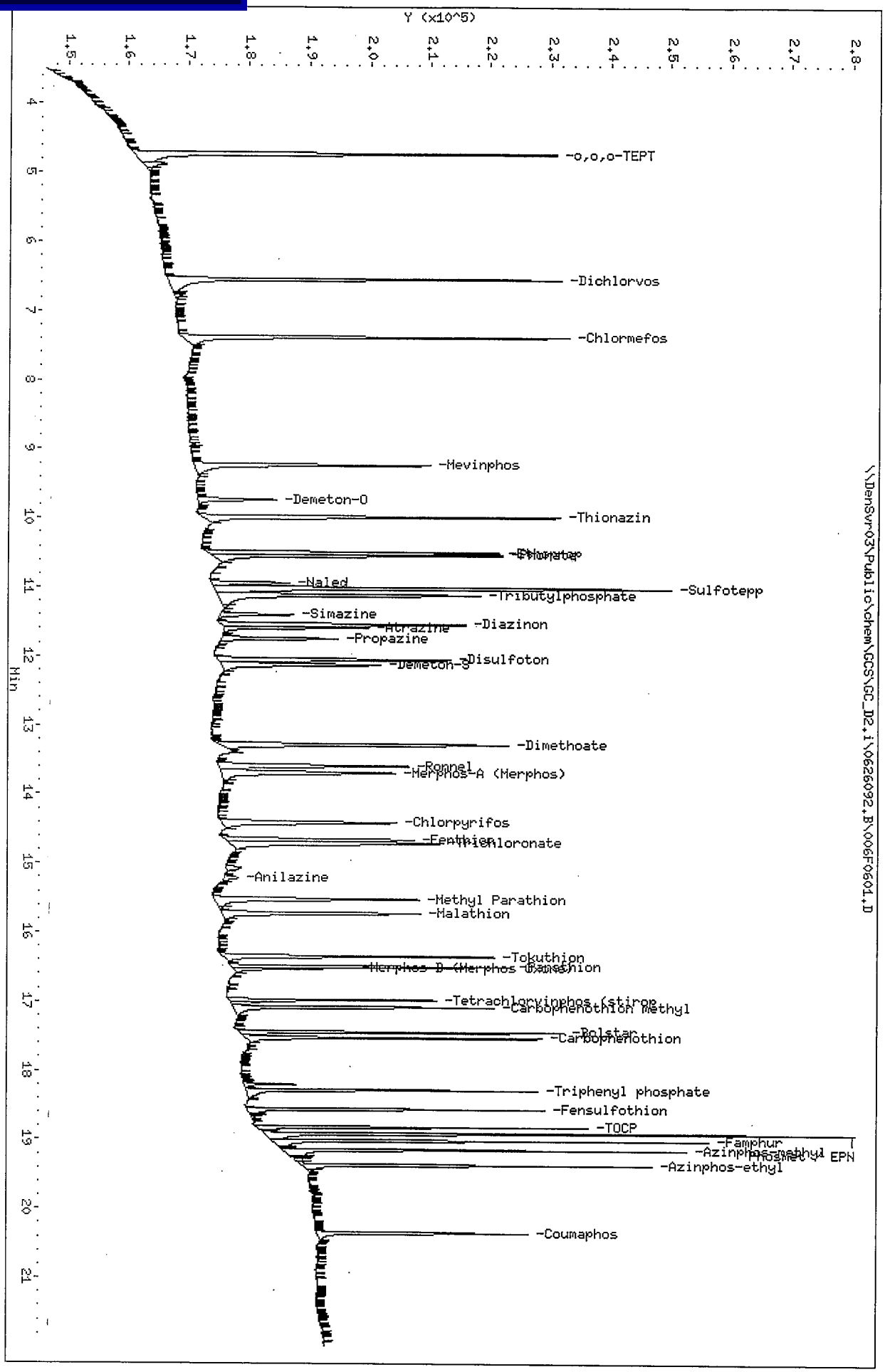
Data File: \\DenSvr03\Public\chem\GCS\GC_D2.i\0626092.B\006F0601.D
Date : 26-JUN-2009 19:50
Client ID: OPP L4 GSV0638
Sample Info: OPP L4 GSV0638
Column phase: RTx-OPPest
Instrument: GC_D2.i
Operator: MPK/TLW
Column diameter: 0.32
\\DenSvr03\Public\chem\GCS\GC_D2.i\0626092.B\006F0601.D
Y (x10^5)
Min
-o,o,o-TEPT
-Dichlorvos
-Chlormefos
-Mevinphos
-Demeton-O
-Thionazin
-Naled
-Sulfotepp
-Tributylphosphate
-Simazine
-Diazinon
-Propazine
-Disulfoton
-Dimethoate
-Ronnel
-Merphos-A (Merphos)
-Chlorpyrifos
-Anilazine
-Methyl Parathion
-Malathion
-Tokuthion
-Tetrachlorvinphos (stirop
-Carbophenothion Methyl
-Carbophenothion
-Triphenyl phosphate
-Fensulfothion
-TOCP
-Famphur
-Azinphos-ethyl
-Coumaphos

Inj. Date and Time: 26-JUN-2009 19:50
Instrument ID: GC_D2.i
Client ID: OPP L4 GSV0638
Compound Name: Parathion
CAS #:
Report Date: 06/30/2009

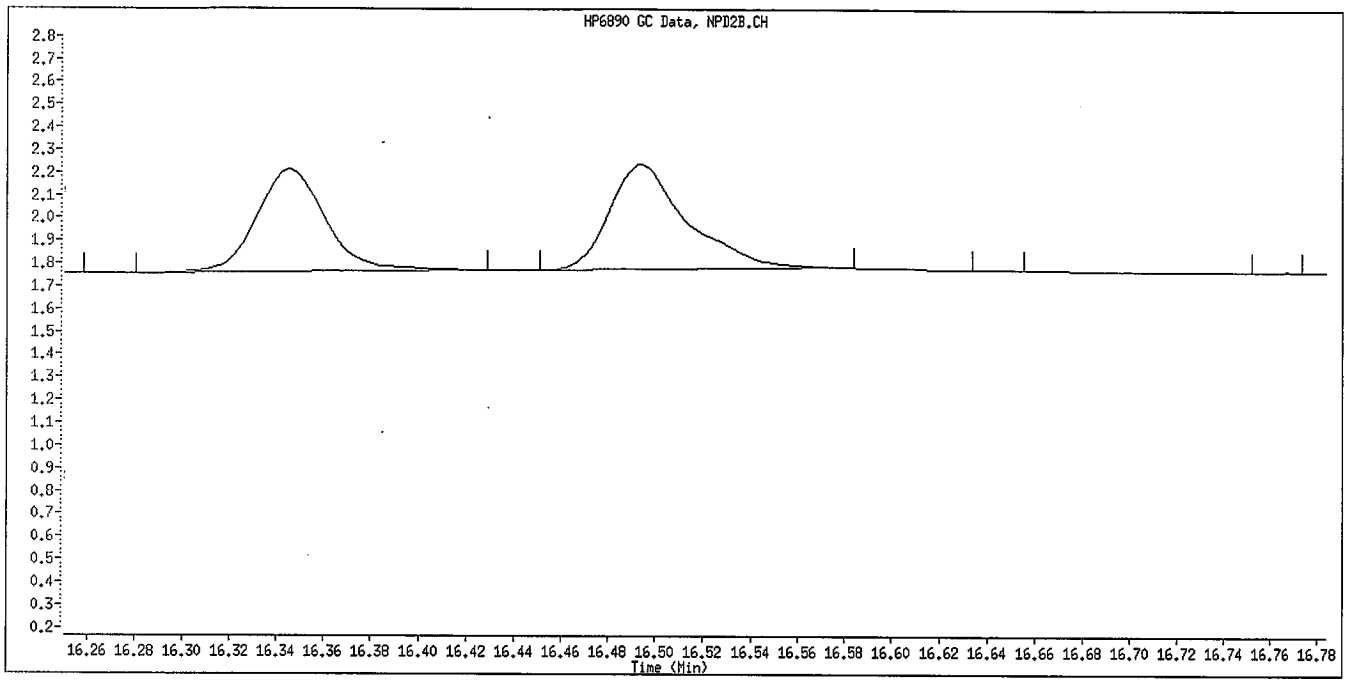

Original Integration

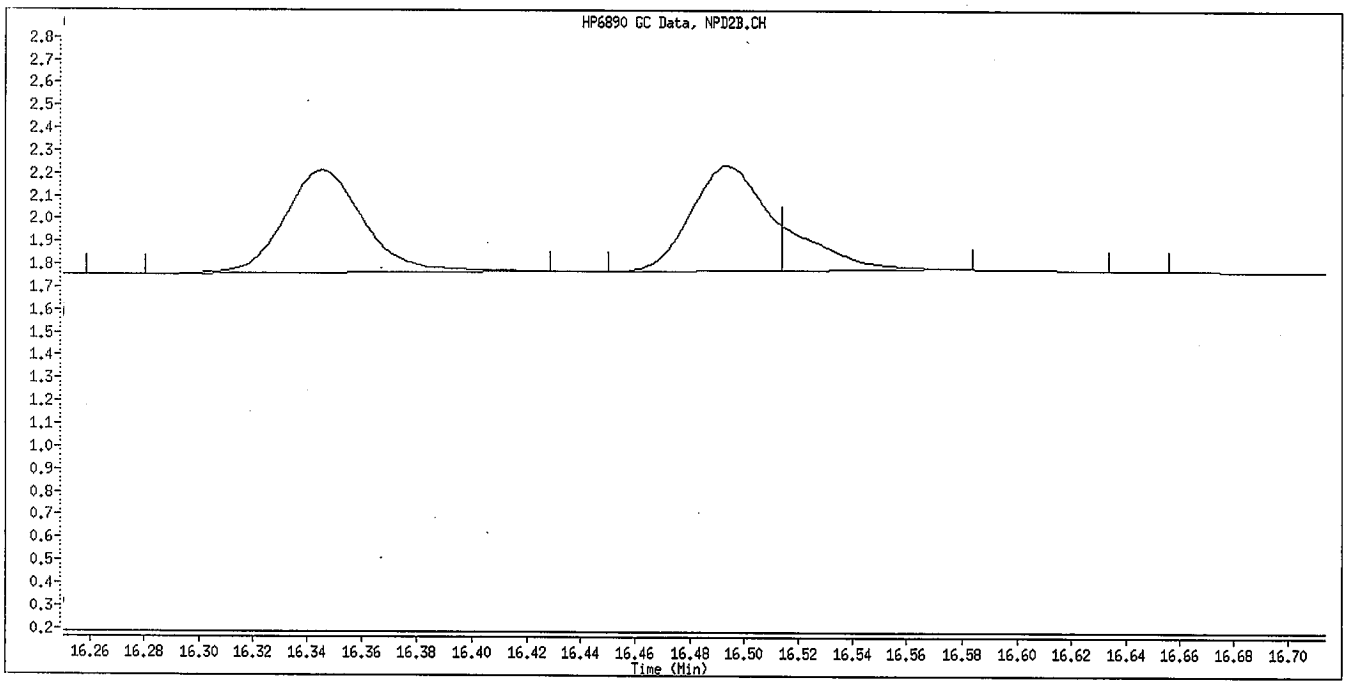

Manual Integration

Manually Integrated By: williamst
Manual Integration Reason: Baseline Event

6/30/09

Inj. Date and Time: 26-JUN-2009 19:50
Instrument ID: GC_D2.i
Client ID: OPP L4 GSV0638
Compound Name: Merphos-B (Merphos Oxone)
CAS #:
Report Date: 06/30/2009

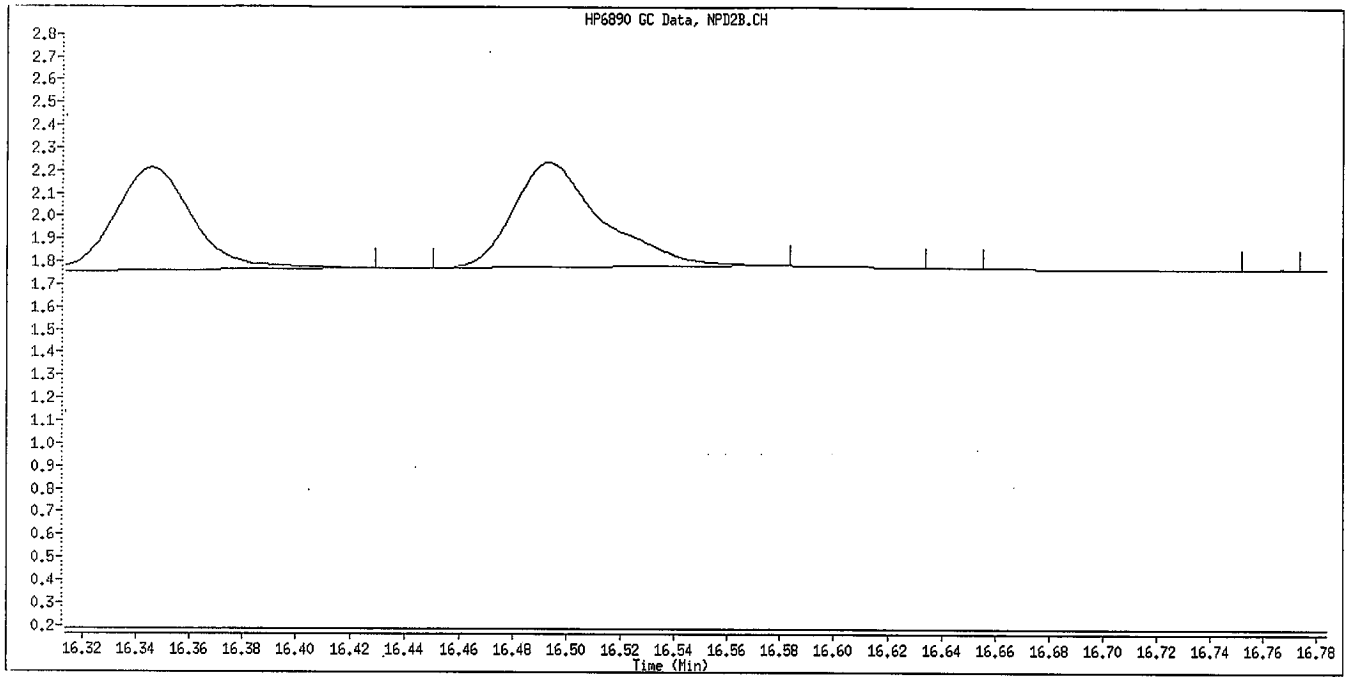

Original Integration

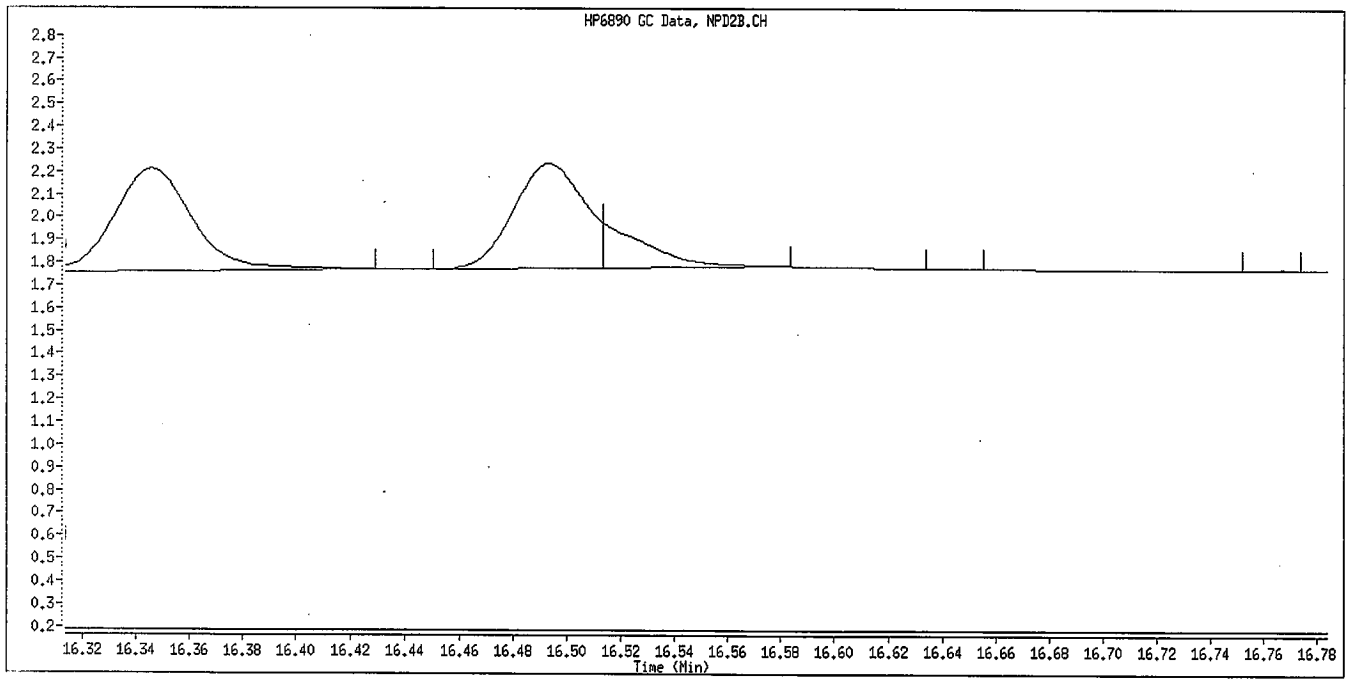

Manual Integration

Manually Integrated By: williamst
Manual Integration Reason: Baseline Event

6/30/09

TestAmerica

Data file : \\DenSvr03\Public\chem\GCS\GC_D2.i\0626092.B\007F0701.D
Lab Smp Id: OPP L3 GSV0639 Client Smp ID: OPP L3 GSV0639
Inj Date : 26-JUN-2009 20:18
Operator : MPK/TLW Inst ID: GC_D2.i
Smp Info : OPP L3 GSV0639
Misc Info :
Comment :
Method : \\DenSvr03\Public\chem\GCS\GC_D2.i\0626092.B\8141A-2.m
Meth Date : 30-Jun-2009 12:58 GC_D2.i Quant Type: ISTD
Cal Date : 26-JUN-2009 19:50 Cal File: 006F0601.D
Als bottle: 7 Calibration Sample, Level: 3
Dil Factor: 1.00000
Integrator: Falcon Compound Sublist: 8141A.sub
Target Version: 4.14
Processing Host: DENPC075

						AMOUNTS	
	Compounds	RT	EXP RT	REL RT	RESPONSE	CAL-AMT (ug/mL)	ON-COL (ug/mL)
	1 o,o,o-TEPT	4.728	4.731	(0.251)	81887	1.00000	0.9107
	2 Dichlorvos	6.546	6.546	(0.348)	63970	1.00000	0.9111
$	3 Chlormefos	7.383	7.384	(0.392)	61984	1.00000	0.8770
	4 Mevinphos	9.235	9.234	(0.491)	42341	1.00000	0.8952
	5 Demeton-O	9.733	9.734	(0.517)	13386	0.32500	0.2970
	6 Thionazin	9.985	9.984	(0.531)	67347	1.00000	0.9522
	7 Ethoprop	10.500	10.499	(0.558)	50288	1.00000	0.9515
	8 Phorate	10.536	10.539	(0.560)	55056	1.00000	0.8983
	9 Naled	10.941	10.939	(0.582)	10859	1.00000	0.9052
	10 Sulfotepp	11.016	11.017	(0.586)	90141	1.00000	0.9752(A)
*	11 Tributylphosphate	11.116	11.116	(1.000)	109941	2.00000	
	12 Simazine	11.398	11.399	(0.606)	12288	1.00000	0.9282(A)
	13 Diazinon	11.541	11.541	(0.613)	49407	1.00000	1.013
	14 Atrazine	11.581	11.584	(0.616)	21316	1.00000	0.9678(A)
	15 Propazine	11.746	11.747	(0.624)	20907	1.00000	0.9421
	16 Disulfoton	12.050	12.049	(0.640)	47563	1.00000	0.9757
	17 Demeton-S	12.126	12.124	(0.645)	33785	0.68000	0.6688
	18 Dimethoate	13.283	13.282	(0.706)	60106	1.00000	0.9200
	19 Ronnel	13.588	13.587	(0.722)	39845	1.00000	0.9061
	20 Merphos-A (Merphos)	13.690	13.689	(1.231)	42032	1.00000	1.055(A)
	21 Chlorpyrifos	14.410	14.409	(0.766)	43430	1.00000	0.9737
	22 Fenthion	14.663	14.662	(0.779)	40767	1.00000	0.9854
	23 Trichloronate	14.710	14.711	(0.782)	49357	1.00000	0.9220
	24 Anilazine	15.218	15.216	(0.809)	3581	1.00000	0.9372(M)
	25 Methyl Parathion	15.520	15.519	(0.825)	42442	1.00000	0.9503
	26 Malathion	15.725	15.724	(0.836)	39993	1.00000	0.9559
	27 Tokuthion	16.345	16.344	(0.869)	47016	1.00000	0.9598
	28 Parathion	16.493	16.494	(0.877)	43405	1.00000	0.9863(M)
	29 Merphos-B (Merphos Oxone)	16.515	16.517	(1.486)	15065	1.00000	1.162(AM)
	30 Tetrachlorvinphos (stirophos)	16.976	16.977	(0.902)	25459	1.00000	0.8943
	31 Carbophenothion methyl	17.081	17.082	(0.908)	36393	1.00000	0.8919
	32 Bolstar	17.441	17.440	(0.927)	41390	1.00000	0.9630
	33 Carbophenothion	17.523	17.524	(0.931)	40089	1.00000	0.9485(A)

	Compounds	RT	EXP RT	REL RT	RESPONSE	AMOUNTS CAL-AMT (ug/mL)	AMOUNTS ON-COL (ug/mL)
$	34 Triphenyl phosphate	18.280	18.281	(0.972)	31677	1.00000	0.9133
	35 Fensulfothion	18.558	18.559	(0.986)	30601	1.00000	0.9609
*	36 TOCP	18.815	18.816	(1.000)	69519	2.00000	
	37 Phosmet / EPN	18.908	18.909	(1.005)	68186	2.00000	1.866
	38 Famphur	19.010	19.011	(1.010)	41284	1.00000	0.9054
	39 Azinphos-methyl	19.145	19.147	(1.018)	37491	1.00000	0.8988
	40 Azinphos-ethyl	19.365	19.366	(1.029)	38936	1.00000	0.9801
	41 Coumaphos	20.345	20.347	(1.081)	29854	1.00000	0.9774
S	42 Merphos				57097	1.00000	0.9855
M	43 Total Demeton				47171	1.00000	0.9658

QC Flag Legend

A - Target compound detected but, quantitated amount exceeded maximum amount.
M - Compound response manually integrated.

TestAmerica

INTERNAL STANDARD COMPOUNDS
AREA AND RT SUMMARY

Instrument ID: GC_D2.i
Lab File ID: 007F0701.D
Lab Smp Id: OPP L3 GSV0639
Analysis Type: SV
Quant Type: ISTD
Operator: MPK/TLW
Method File: \\DenSvr03\Public\chem\GCS\GC_D2.i\0626092.B\8141A-2.m
Misc Info:

Calibration Date: 26-JUN-2009
Calibration Time: 19:50
Client Smp ID: OPP L3 GSV0639
Level:
Sample Type:

COMPOUND	STANDARD	AREA LIMIT LOWER	AREA LIMIT UPPER	SAMPLE	%DIFF
11 Tributylphosphate	126959	63480	253918	109941	-13.40
36 TOCP	68161	34081	136322	69519	1.99

COMPOUND	STANDARD	RT LIMIT LOWER	RT LIMIT UPPER	SAMPLE	%DIFF
11 Tributylphosphate	11.12	10.62	11.62	11.12	0.01
36 TOCP	18.82	18.32	19.32	18.82	-0.00

AREA UPPER LIMIT = +100% of internal standard area.
AREA LOWER LIMIT = - 50% of internal standard area.
RT UPPER LIMIT = + 0.50 minutes of internal standard RT.
RT LOWER LIMIT = - 0.50 minutes of internal standard RT.

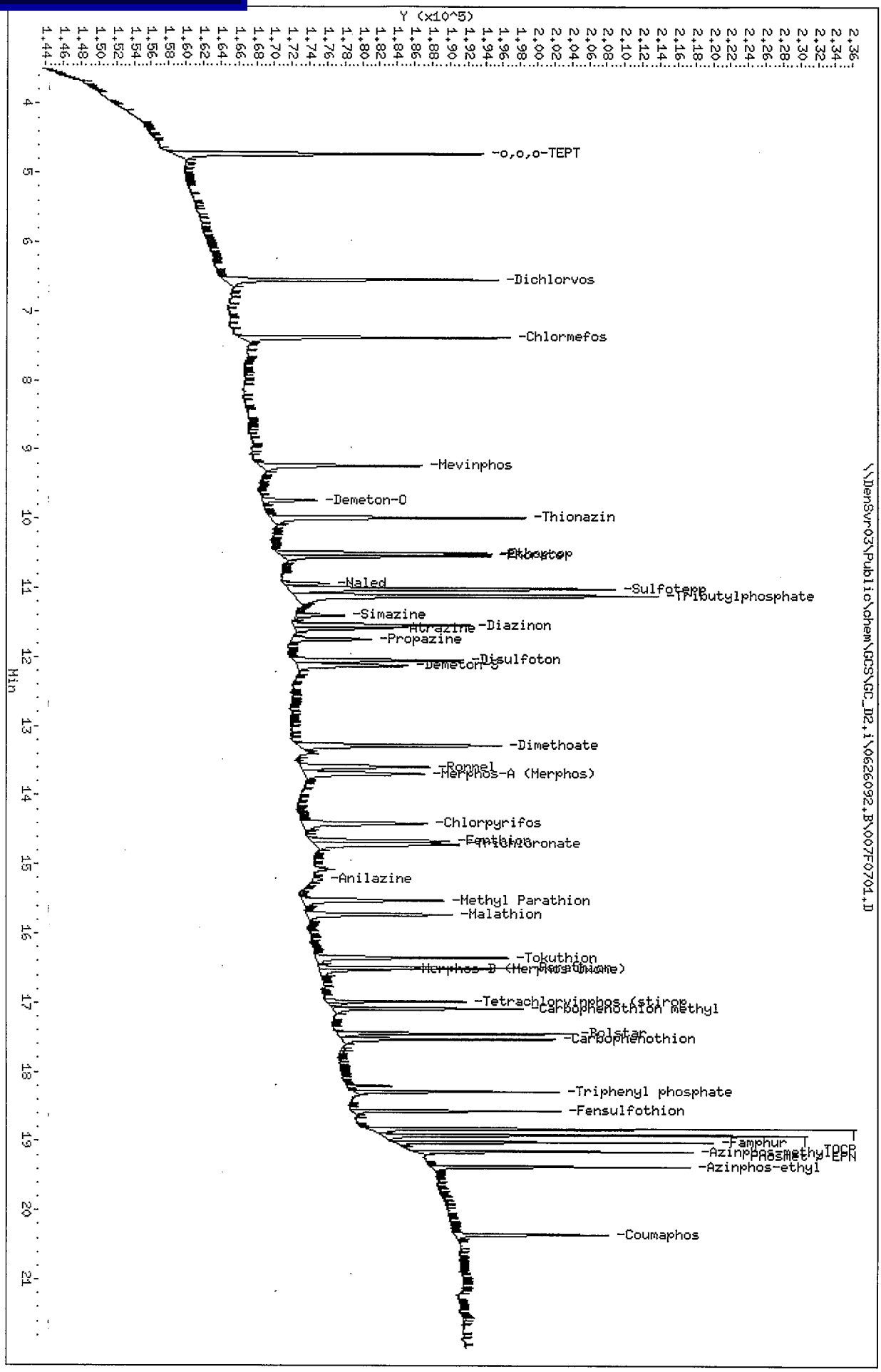

Data File: \\DenSvr03\Public\chem\GCS\GC_D2,i\0626092,B\007F0704.D
Date : 26-JUN-2009 20:18
Client ID: OPP L3 GSV0639
Sample Info: OPP L3 GSV0639
Column phase: RTx-OPPest

\\DenSvr03\Public\chem\GCS\GC_D2,i\0626092,B\007F0701.D

Instrument: GC_D2,i
Operator: MPK/TLW
Column diameter: 0.32

Inj. Date and Time: 26-JUN-2009 20:18
Instrument ID: GC_D2.i
Client ID: OPP L3 GSV0639
Compound Name: Anilazine
CAS #:
Report Date: 06/30/2009

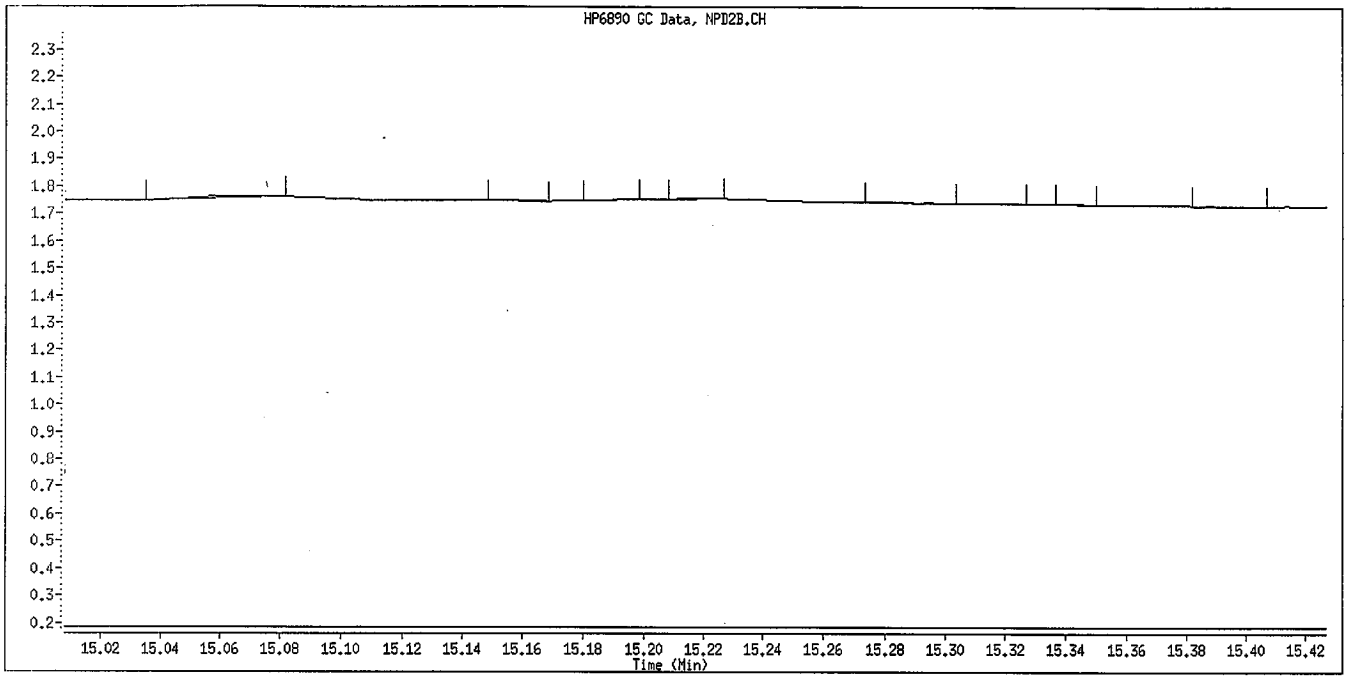

Original Integration

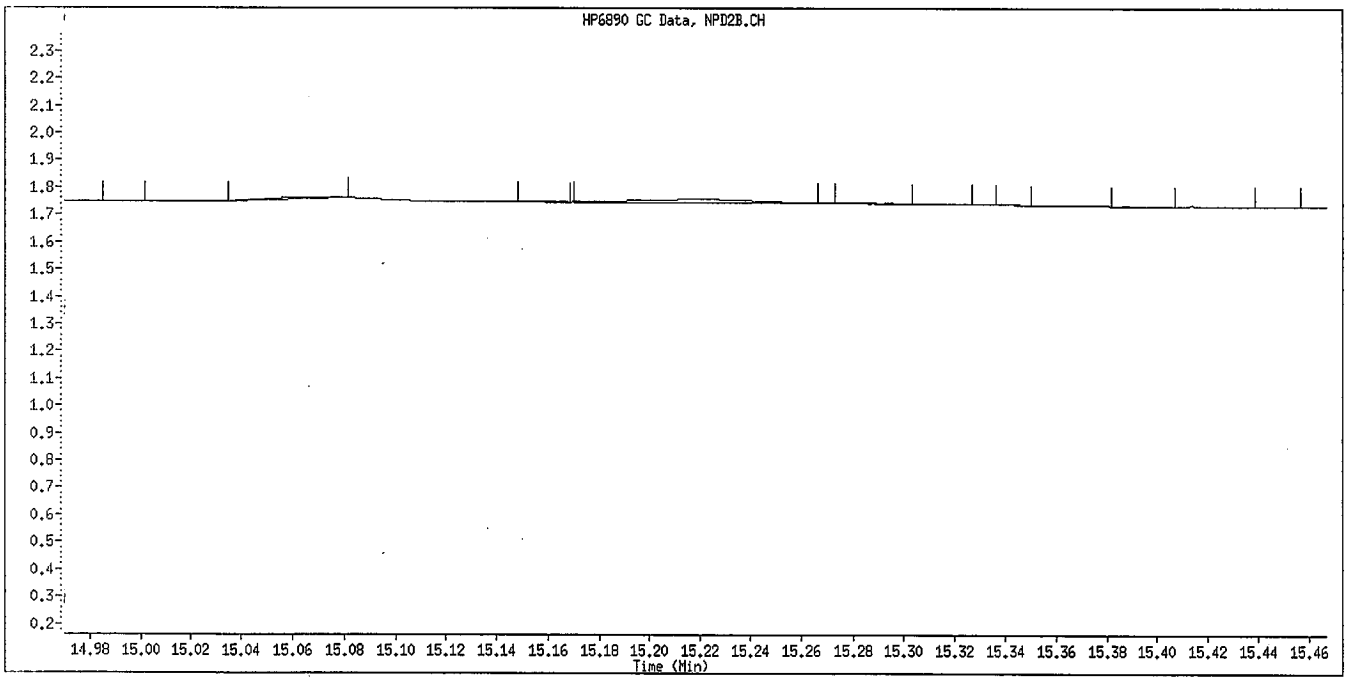

Manual Integration

Manually Integrated By: williamst
Manual Integration Reason: Baseline Event

6/30/09

Inj. Date and Time: 26-JUN-2009 20:18
Instrument ID: GC_D2.i
Client ID: OPP L3 GSV0639
Compound Name: Parathion
CAS #:
Report Date: 06/30/2009

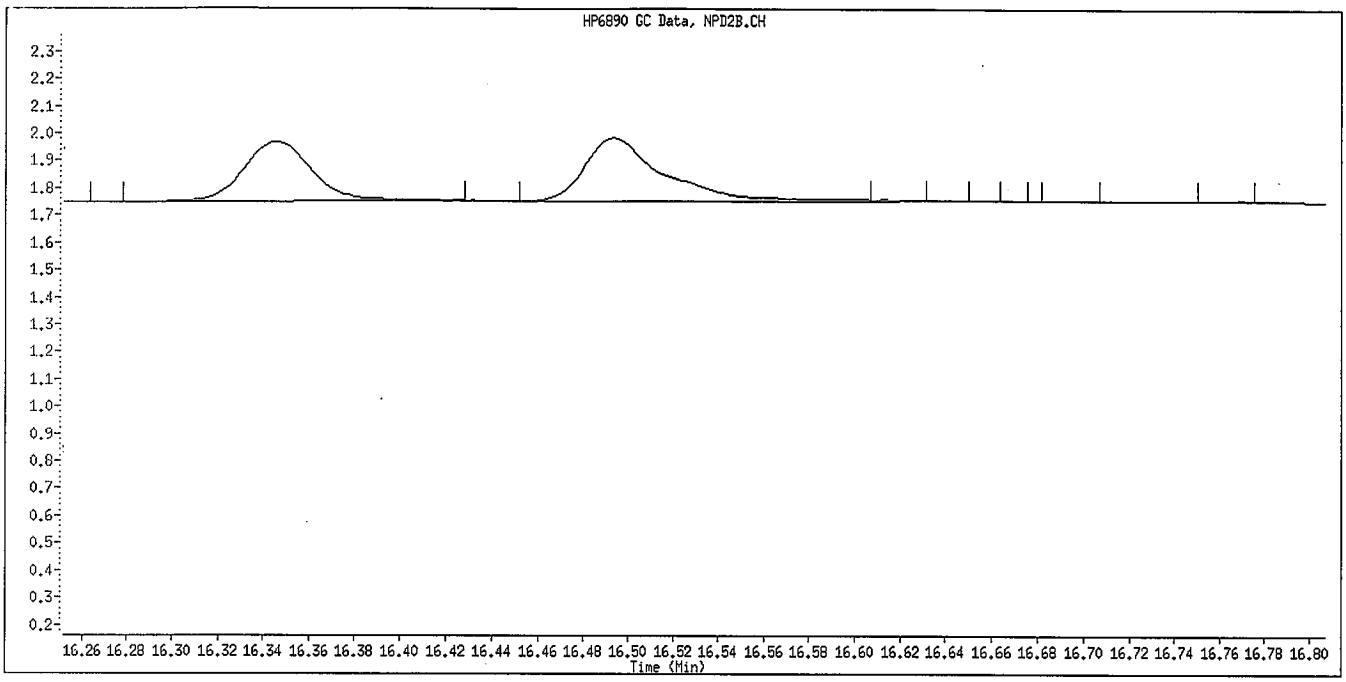

Original Integration

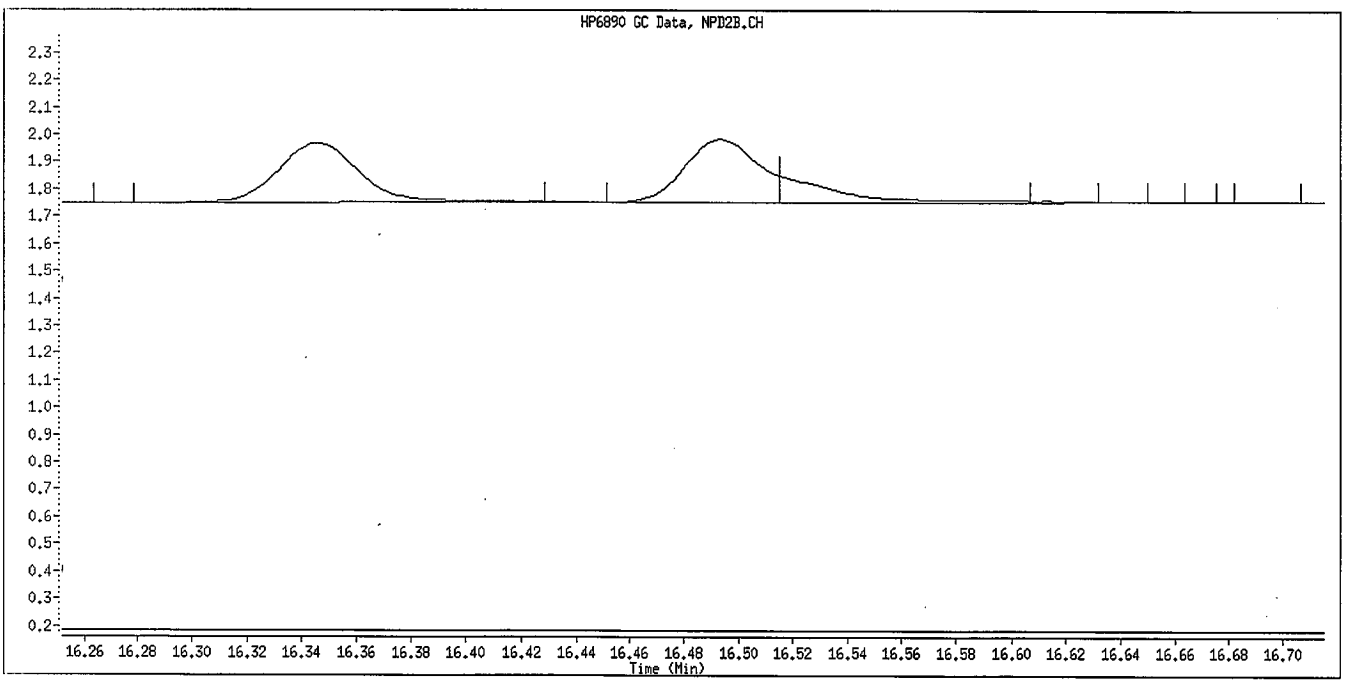

Manual Integration

Manually Integrated By: williamst
Manual Integration Reason: Baseline Event

6/30/09

Inj. Date and Time: 26-JUN-2009 20:18
Instrument ID: GC_D2.i
Client ID: OPP L3 GSV0639
Compound Name: Merphos-B (Merphos Oxone)
CAS #:
Report Date: 06/30/2009

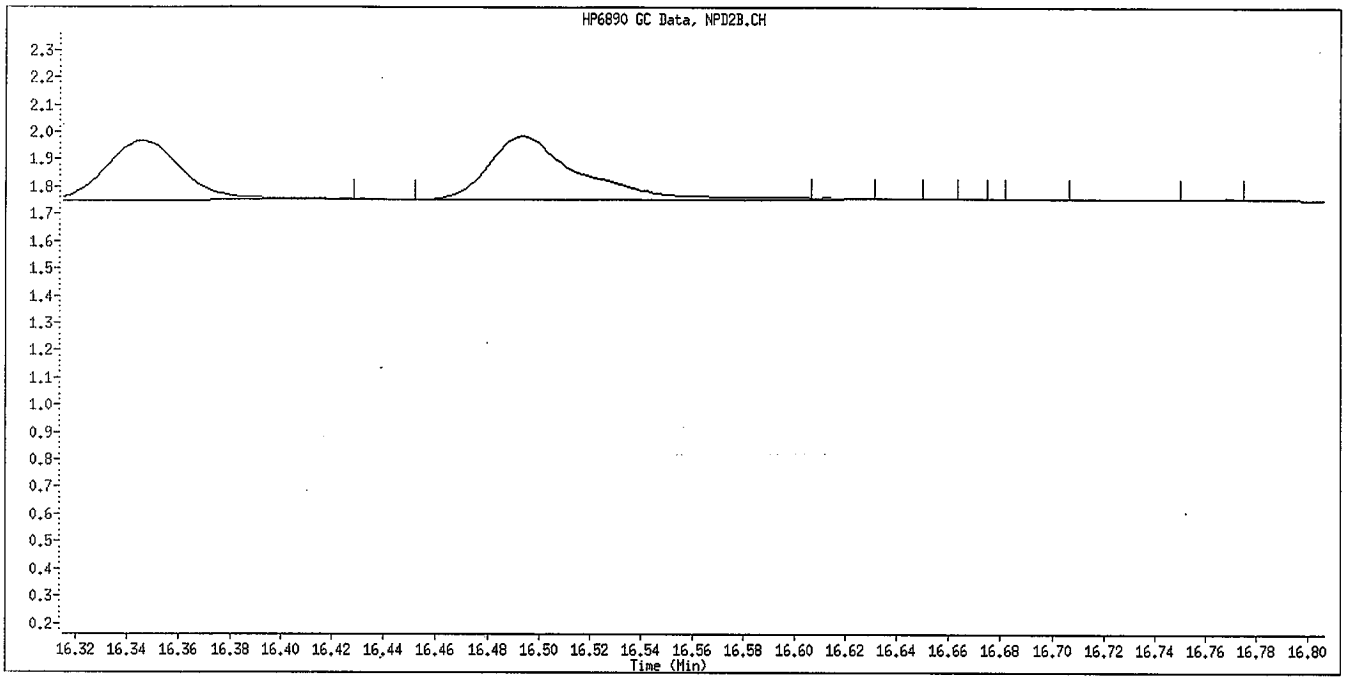

Original Integration

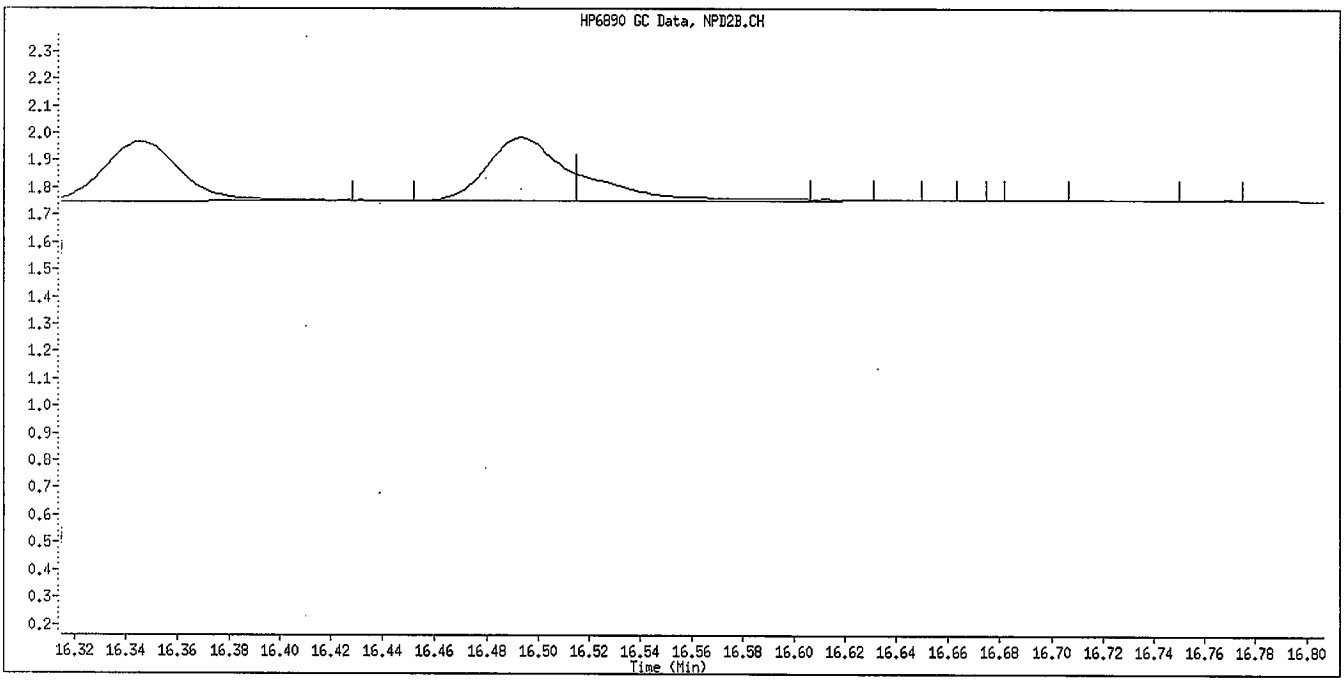

Manual Integration

Manually Integrated By: williamst
Manual Integration Reason: Baseline Event

6/30/09

TestAmerica

Data file : \\DenSvr03\Public\chem\GCS\GC_D2.i\0626092.B\008F0801.D
Lab Smp Id: OPP L2 GSV0640 Client Smp ID: OPP L2 GSV0640
Inj Date : 26-JUN-2009 20:45
Operator : MPK/TLW Inst ID: GC_D2.i
Smp Info : OPP L2 GSV0640
Misc Info :
Comment :
Method : \\DenSvr03\Public\chem\GCS\GC_D2.i\0626092.B\8141A-2.m
Meth Date : 30-Jun-2009 12:58 GC_D2.i Quant Type: ISTD
Cal Date : 26-JUN-2009 20:18 Cal File: 007F0701.D
Als bottle: 8 Calibration Sample, Level: 2
Dil Factor: 1.00000
Integrator: Falcon Compound Sublist: 8141A.sub
Target Version: 4.14
Processing Host: DENPC075

		Compounds	RT	EXP RT	REL RT	RESPONSE	AMOUNTS CAL-AMT (ug/mL)	AMOUNTS ON-COL (ug/mL)
	1	o,o,o-TEPT	4.729	4.731	(0.251)	43725	0.50000	0.4721
	2	Dichlorvos	6.546	6.546	(0.348)	32623	0.50000	0.4511
$	3	Chlormefos	7.383	7.384	(0.392)	32886	0.50000	0.4517
	4	Mevinphos	9.233	9.234	(0.491)	22377	0.50000	0.4593
	5	Demeton-O	9.734	9.734	(0.517)	7562	0.16250	0.1629
	6	Thionazin	9.983	9.984	(0.531)	32975	0.50000	0.4526
	7	Ethoprop	10.501	10.499	(0.558)	25261	0.50000	0.4640
	8	Phorate	10.538	10.539	(0.560)	28693	0.50000	0.4545
	9	Naled	10.934	10.939	(0.581)	1666	0.50000	0.3635
	10	Sulfotepp	11.018	11.017	(0.586)	45401	0.50000	0.4768(A)
*	11	Tributylphosphate	11.118	11.116	(1.000)	107017	2.00000	
	12	Simazine	11.401	11.399	(0.606)	6209	0.50000	0.4553(A)
	13	Diazinon	11.541	11.541	(0.613)	15923	0.50000	0.3370
	14	Atrazine	11.579	11.584	(0.615)	1231	0.50000	0.2736(A)
	15	Propazine	11.746	11.747	(0.624)	8102	0.50000	0.3907
	16	Disulfoton	12.049	12.049	(0.640)	23807	0.50000	0.4741
	17	Demeton-S	12.124	12.124	(0.644)	15766	0.34000	0.3681
	18	Dimethoate	13.281	13.282	(0.706)	33707	0.50000	0.5009
	19	Ronnel	13.588	13.587	(0.722)	19648	0.50000	0.4338
	20	Merphos-A (Merphos)	13.689	13.689	(1.231)	19488	0.50000	0.5025(A)
	21	Chlorpyrifos	14.409	14.409	(0.766)	20746	0.50000	0.4515
	22	Fenthion	14.661	14.662	(0.779)	20747	0.50000	0.4869
	23	Trichloronate	14.709	14.711	(0.782)	26053	0.50000	0.5238
	24	Anilazine	15.213	15.216	(0.809)	2256	0.50000	0.5727(M)
	25	Methyl Parathion	15.519	15.519	(0.825)	20061	0.50000	0.4361
	26	Malathion	15.724	15.724	(0.836)	21428	0.50000	0.4972
	27	Tokuthion	16.346	16.344	(0.869)	23462	0.50000	0.4650
	28	Parathion	16.493	16.494	(0.877)	20700	0.50000	0.4566(M)
	29	Merphos-B (Merphos Oxone)	16.514	16.517	(1.485)	6271	0.50000	0.4377(AM)
	30	Tetrachlorvinphos (stirophos)	16.976	16.977	(0.902)	13089	0.50000	0.4464
	31	Carbophenothion methyl	17.081	17.082	(0.908)	18266	0.50000	0.4346
	32	Bolstar	17.441	17.440	(0.927)	21910	0.50000	0.4949
	33	Carbophenothion	17.521	17.524	(0.931)	20336	0.50000	0.4671(A)

	Compounds	RT	EXP RT	REL RT	RESPONSE	AMOUNTS CAL-AMT (ug/mL)	AMOUNTS ON-COL (ug/mL)
$	34 Triphenyl phosphate	18.279	18.281	(0.972)	15570	0.50000	0.4358
	35 Fensulfothion	18.558	18.559	(0.986)	14395	0.50000	0.4388
*	36 TOCP	18.814	18.816	(1.000)	71609	2.00000	
	37 Phosmet / EPN	18.908	18.909	(1.005)	35826	1.00000	0.9102
	38 Famphur	19.009	19.011	(1.010)	21626	0.50000	0.4604
	39 Azinphos-methyl	19.146	19.147	(1.018)	19508	0.50000	0.4540
	40 Azinphos-ethyl	19.364	19.366	(1.029)	19984	0.50000	0.4884
	41 Coumaphos	20.348	20.347	(1.081)	14618	0.50000	0.4646
S	42 Merphos				25759	0.50000	0.4316
M	43 Total Demeton				23328	0.50000	0.5310

QC Flag Legend

A - Target compound detected but, quantitated amount exceeded maximum amount.
M - Compound response manually integrated.

TestAmerica

INTERNAL STANDARD COMPOUNDS
AREA AND RT SUMMARY

Instrument ID: GC_D2.i
Lab File ID: 008F0801.D
Lab Smp Id: OPP L2 GSV0640
Analysis Type: SV
Quant Type: ISTD
Operator: MPK/TLW
Method File: \\DenSvr03\Public\chem\GCS\GC_D2.i\0626092.B\8141A-2.m
Misc Info:

Calibration Date: 26-JUN-2009
Calibration Time: 19:50
Client Smp ID: OPP L2 GSV0640
Level:
Sample Type:

COMPOUND	STANDARD	AREA LIMIT LOWER	AREA LIMIT UPPER	SAMPLE	%DIFF
11 Tributylphosphate	126959	63480	253918	107017	-15.71
36 TOCP	68161	34081	136322	71609	5.06

COMPOUND	STANDARD	RT LIMIT LOWER	RT LIMIT UPPER	SAMPLE	%DIFF
11 Tributylphosphate	11.12	10.62	11.62	11.12	0.02
36 TOCP	18.82	18.32	19.32	18.81	-0.00

AREA UPPER LIMIT = +100% of internal standard area.
AREA LOWER LIMIT = - 50% of internal standard area.
RT UPPER LIMIT = + 0.50 minutes of internal standard RT.
RT LOWER LIMIT = - 0.50 minutes of internal standard RT.

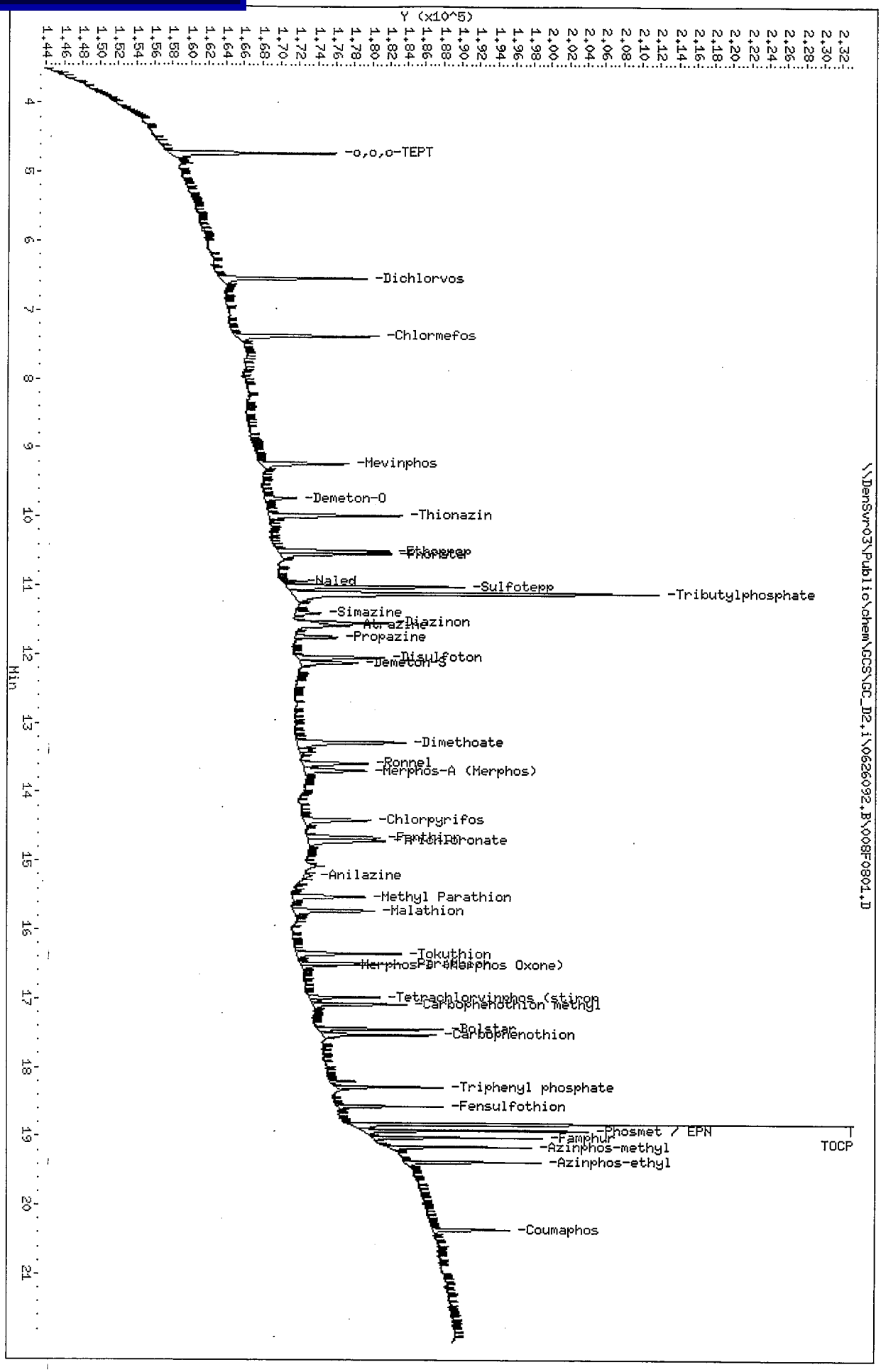
Data File: \\DenSvr03\Public\chem\GCS\GC_D2.i\0626092.B\008F0801.D
Date : 26-JUN-2009 20:45
Client ID: OPP L2 GSV0640
Sample Info: OPP L2 GSV0640
Column phase: RTx-OPPest
Instrument: GC_D2.i
Operator: MPK/TLW
Column diameter: 0.32
\\DenSvr03\Public\chem\GCS\GC_D2.i\0626092.B\008F0801.D
Y (x10^5)
Min
-o,o,o-TEPT
-Dichlorvos
-Chlormefos
-Mevinphos
-Demeton-O
-Thionazin
-Ethoprop
-Phorate
-Naled
-Sulfotepp
-Tributylphosphate
-Simazine
-Atrazine
-Diazinon
-Propazine
-Disulfoton
-Demeton-S
-Dimethoate
-Ronnel
-Merphos-A (Merphos)
-Chlorpyrifos
-Fenthion
-Trichloronate
-Anilazine
-Methyl Parathion
-Malathion
-Tokuthion
-Merphos-B (Merphos Oxone)
-Tetrachlorvinphos (stirofos)
-Carbophenothion methyl
-Bolstar
-Carbophenothion
-Triphenyl phosphate
-Fensulfothion
-Phosmet / EPN
-Famphur
-Azinphos-methyl
-Azinphos-ethyl
TOCP
-Coumaphos
Page 4

Inj. Date and Time: 26-JUN-2009 20:45
Instrument ID: GC_D2.i
Client ID: OPP L2 GSV0640
Compound Name: Anilazine
CAS #:
Report Date: 06/30/2009

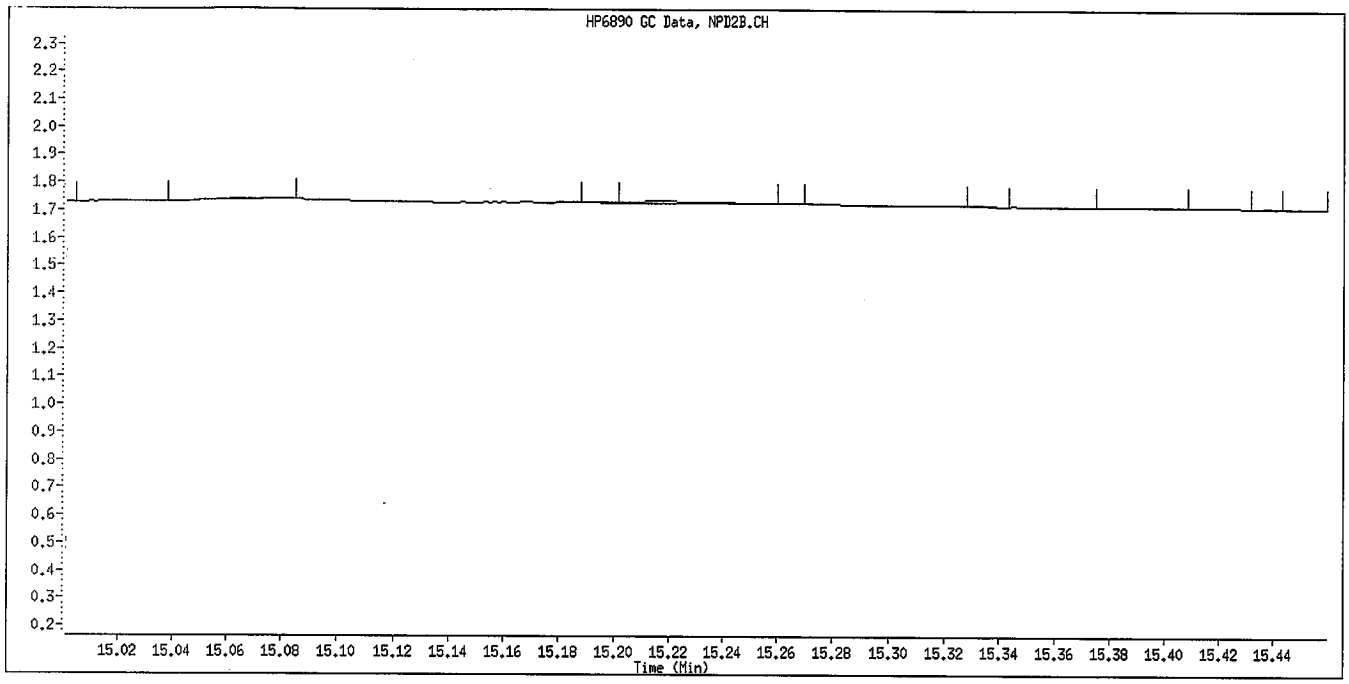

Original Integration

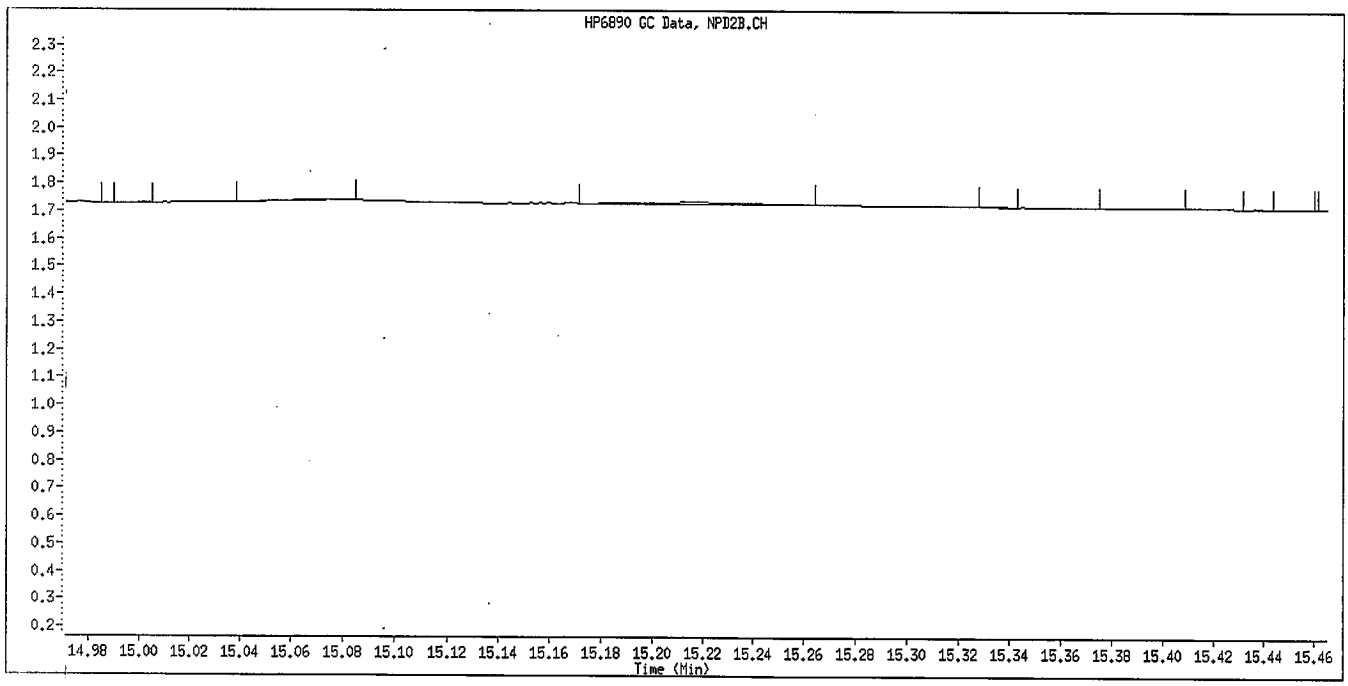

Manual Integration

Manually Integrated By: williamst
Manual Integration Reason: Baseline Event

6/30/09

Inj. Date and Time: 26-JUN-2009 20:45
Instrument ID: GC_D2.i
Client ID: OPP L2 GSV0640
Compound Name: Parathion
CAS #:
Report Date: 06/30/2009

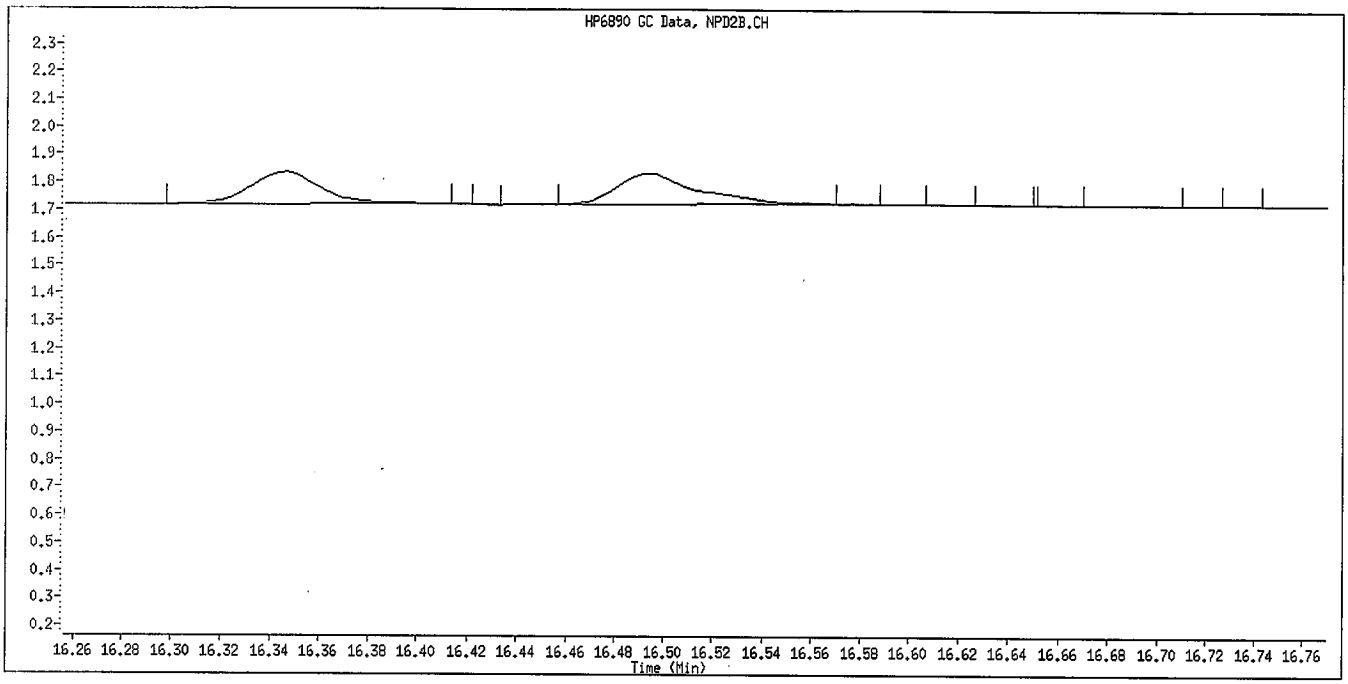

Original Integration

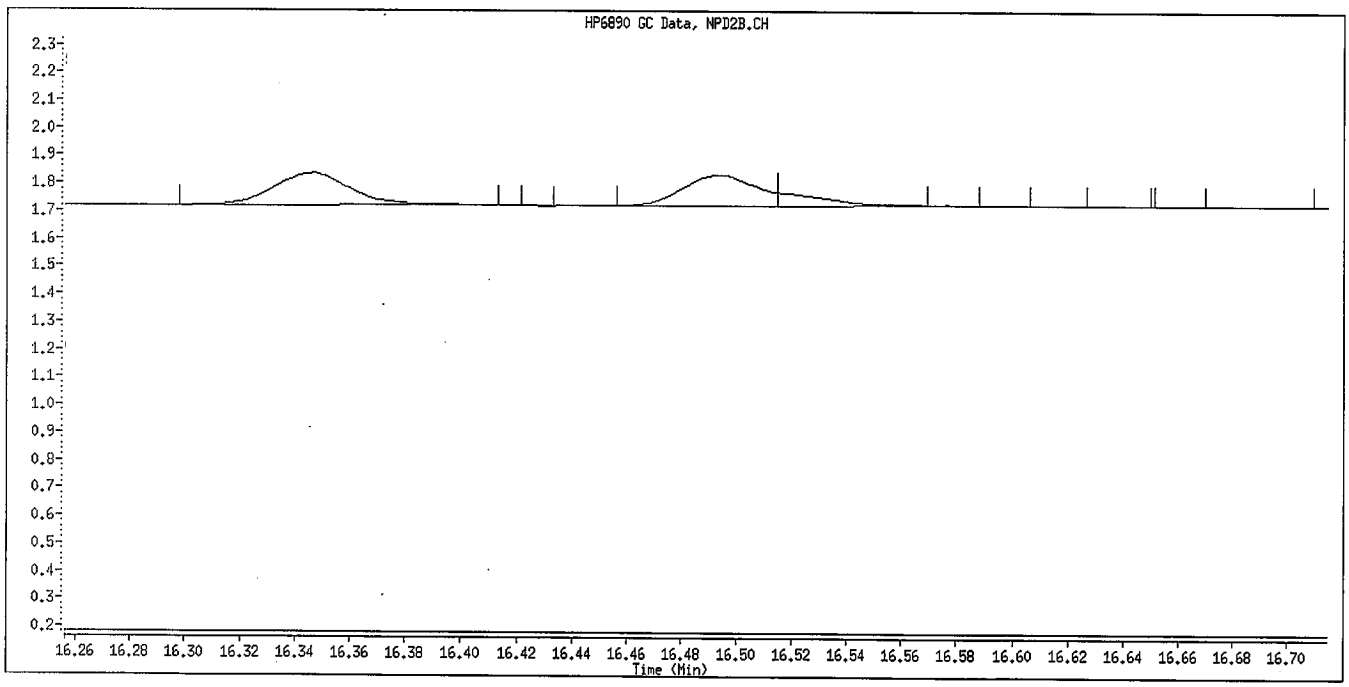

Manual Integration

Manually Integrated By: williamst
Manual Integration Reason: Baseline Event

6/30/09

Inj. Date and Time: 26-JUN-2009 20:45
Instrument ID: GC_D2.i
Client ID: OPP L2 GSV0640
Compound Name: Merphos-B (Merphos Oxone)
CAS #:
Report Date: 06/30/2009

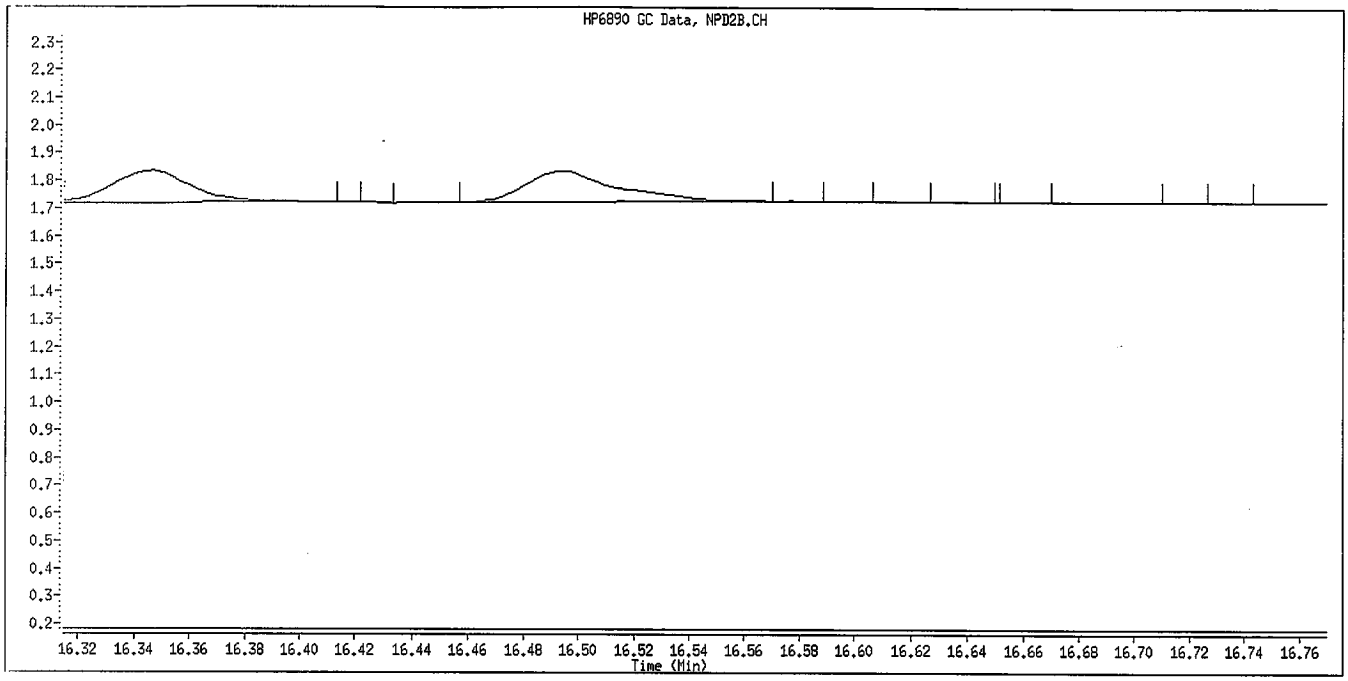

Original Integration

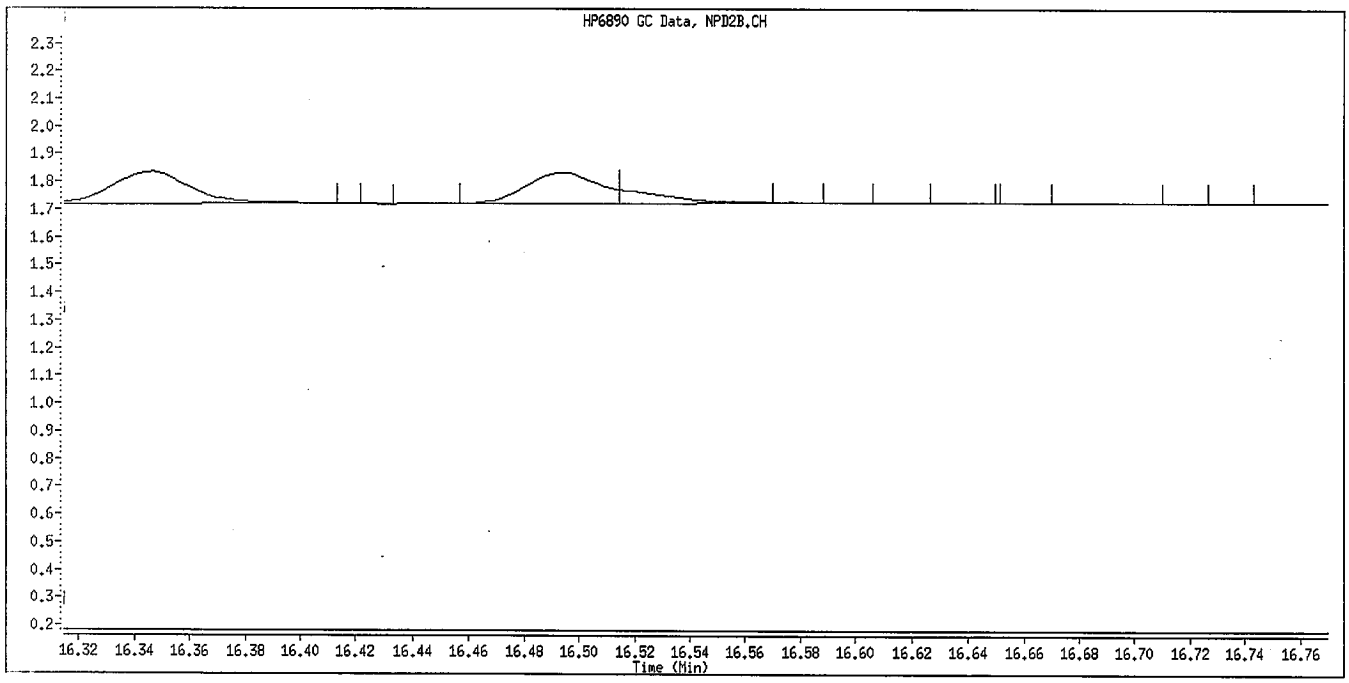

Manual Integration

Manually Integrated By: williamst
Manual Integration Reason: Baseline Event

6/30/09

TestAmerica

Data file : \\DenSvr03\Public\chem\GCS\GC_D2.i\0626092.B\009F0901.D
Lab Smp Id: OPP L1 GSV0641 Client Smp ID: OPP L1 GSV0641
Inj Date : 26-JUN-2009 21:13
Operator : MPK/TLW Inst ID: GC_D2.i
Smp Info : OPP L1 GSV0641
Misc Info :
Comment :
Method : \\DenSvr03\Public\chem\GCS\GC_D2.i\0626092.B\8141A-2.m
Meth Date : 30-Jun-2009 12:58 GC_D2.i Quant Type: ISTD
Cal Date : 26-JUN-2009 20:45 Cal File: 008F0801.D
Als bottle: 9 Calibration Sample, Level: 1
Dil Factor: 1.00000
Integrator: Falcon Compound Sublist: 8141A.sub
Target Version: 4.14
Processing Host: DENPC075

	Compounds	RT	EXP RT	REL RT	RESPONSE	AMOUNTS CAL-AMT (ug/mL)	AMOUNTS ON-COL (ug/mL)
	1 o,o,o-TEPT	4.731	4.731	(0.251)	21538	0.20000	0.2262
	2 Dichlorvos	6.546	6.546	(0.348)	14456	0.20000	0.1945
$	3 Chlormefos	7.382	7.384	(0.392)	16155	0.20000	0.2159
	4 Mevinphos	9.236	9.234	(0.491)	10624	0.20000	0.2122
	5 Demeton-O	9.737	9.734	(0.518)	2866	0.06500	0.06007
	6 Thionazin	9.986	9.984	(0.531)	15885	0.20000	0.2121
	7 Ethoprop	10.502	10.499	(0.558)	12514	0.20000	0.2237
	8 Phorate	10.537	10.539	(0.560)	13936	0.20000	0.2148
	9 Naled	10.939	10.939	(0.581)	94	0.20000	0.2739
	10 Sulfotepp	11.016	11.017	(0.585)	20595	0.20000	0.2105 (A)
*	11 Tributylphosphate	11.117	11.116	(1.000)	104756	2.00000	
	12 Simazine	11.399	11.399	(0.606)	2680	0.20000	0.1912 (A)
	13 Diazinon	11.541	11.541	(0.613)	12067	0.20000	0.2561
	14 Atrazine	11.581	11.584	(0.615)	5427	0.20000	0.4092 (A)
	15 Propazine	11.746	11.747	(0.624)	4880	0.20000	0.2531
	16 Disulfoton	12.052	12.049	(0.641)	10273	0.20000	0.1991
	17 Demeton-S	12.121	12.124	(0.644)	667	0.13600	0.1293
	18 Dimethoate	13.282	13.282	(0.706)	14242	0.20000	0.2059
	19 Ronnel	13.587	13.587	(0.722)	10994	0.20000	0.2362
	20 Merphos-A (Merphos)	13.689	13.689	(1.231)	7722	0.20000	0.2034 (A)
	21 Chlorpyrifos	14.409	14.409	(0.766)	9439	0.20000	0.1999
	22 Fenthion	14.661	14.662	(0.779)	8896	0.20000	0.2031
	23 Trichloronate	14.709	14.711	(0.782)	6944	0.20000	0.2138
	24 Anilazine	15.217	15.216	(0.809)	1634	0.20000	0.4033 (M)
	25 Methyl Parathion	15.519	15.519	(0.825)	8934	0.20000	0.1890
	26 Malathion	15.724	15.724	(0.836)	9125	0.20000	0.2060
	27 Tokuthion	16.344	16.344	(0.869)	11061	0.20000	0.2133
	28 Parathion	16.494	16.494	(0.877)	9355	0.20000	0.2008 (M)
	29 Merphos-B (Merphos Oxone)	16.512	16.517	(1.485)	3793	0.20000	0.2310 (AM)
	30 Tetrachlorvinphos (stirophos)	16.976	16.977	(0.902)	6332	0.20000	0.2101
	31 Carbophenothion methyl	17.081	17.082	(0.908)	8575	0.20000	0.1985
	32 Bolstar	17.441	17.440	(0.927)	9809	0.20000	0.2156
	33 Carbophenothion	17.522	17.524	(0.931)	8717	0.20000	0.1948 (A)

	Compounds	RT	EXP RT	REL RT	RESPONSE	AMOUNTS CAL-AMT (ug/mL)	AMOUNTS ON-COL (ug/mL)
$	34 Triphenyl phosphate	18.281	18.281	(0.972)	8167	0.20000	0.2224
	35 Fensulfothion	18.559	18.559	(0.986)	6502	0.20000	0.1929
*	36 TOCP	18.816	18.816	(1.000)	73597	2.00000	
	37 Phosmet / EPN	18.909	18.909	(1.005)	19707	0.40000	0.4475
	38 Famphur	19.012	19.011	(1.010)	10711	0.20000	0.2219
	39 Azinphos-methyl	19.149	19.147	(1.018)	9243	0.20000	0.2093
	40 Azinphos-ethyl	19.367	19.366	(1.029)	8391	0.20000	0.1995
	41 Coumaphos	20.349	20.347	(1.081)	5809	0.20000	0.1796
S	42 Merphos				11515	0.20000	0.1877
M	43 Total Demeton				3533	0.20000	0.1894

QC Flag Legend

A - Target compound detected but, quantitated amount exceeded maximum amount.
M - Compound response manually integrated.

TestAmerica

INTERNAL STANDARD COMPOUNDS
AREA AND RT SUMMARY

Instrument ID: GC_D2.i
Lab File ID: 009F0901.D
Lab Smp Id: OPP L1 GSV0641
Analysis Type: SV
Quant Type: ISTD
Operator: MPK/TLW
Method File: \\DenSvr03\Public\chem\GCS\GC_D2.i\0626092.B\8141A-2.m
Misc Info:

Calibration Date: 26-JUN-2009
Calibration Time: 19:50
Client Smp ID: OPP L1 GSV0641
Level:
Sample Type:

COMPOUND	STANDARD	AREA LIMIT LOWER	AREA LIMIT UPPER	SAMPLE	%DIFF
11 Tributylphosphate	126959	63480	253918	104756	-17.49
36 TOCP	68161	34081	136322	73597	7.98

COMPOUND	STANDARD	RT LIMIT LOWER	RT LIMIT UPPER	SAMPLE	%DIFF
11 Tributylphosphate	11.12	10.62	11.62	11.12	0.02
36 TOCP	18.82	18.32	19.32	18.82	0.00

AREA UPPER LIMIT = +100% of internal standard area.
AREA LOWER LIMIT = - 50% of internal standard area.
RT UPPER LIMIT = + 0.50 minutes of internal standard RT.
RT LOWER LIMIT = - 0.50 minutes of internal standard RT.

Data File: \\DenSvr03\Public\chem\GCS\GC_D2.i\0626092.B\009F0901.D
Date : 26-JUN-2009 21:13
Client ID: OPP L1 GSV0641
Sample Info: OPP L1 GSV0641

Column phase: RTx-OPPest

Instrument: GC_D2.i

Operator: MPK/TLW
Column diameter: 0.32

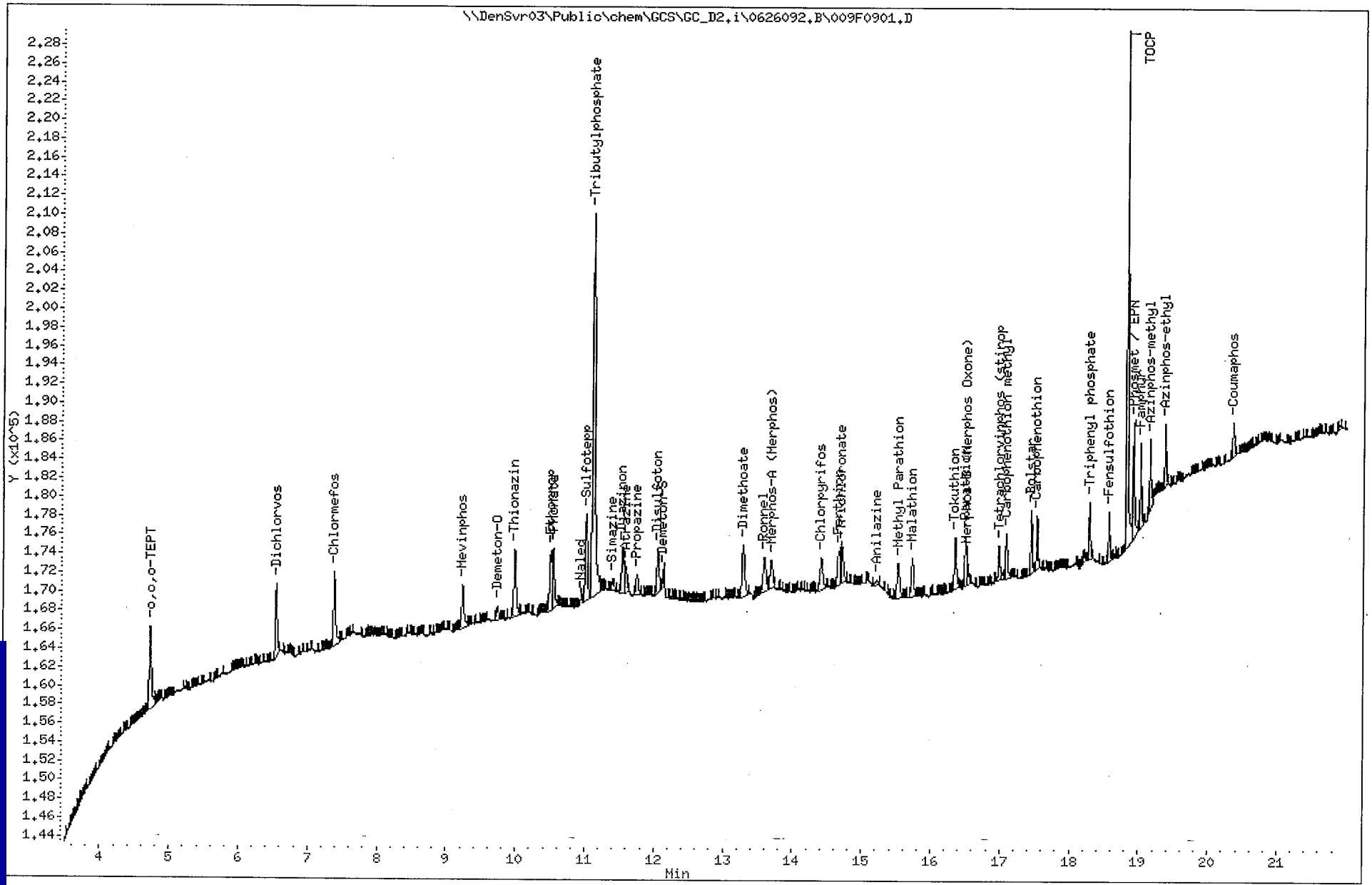

TestAmerica

Table of Contents

Inj. Date and Time: 26-JUN-2009 21:13
Instrument ID: GC_D2.i
Client ID: OPP L1 GSV0641
Compound Name: Anilazine
CAS #:
Report Date: 06/30/2009

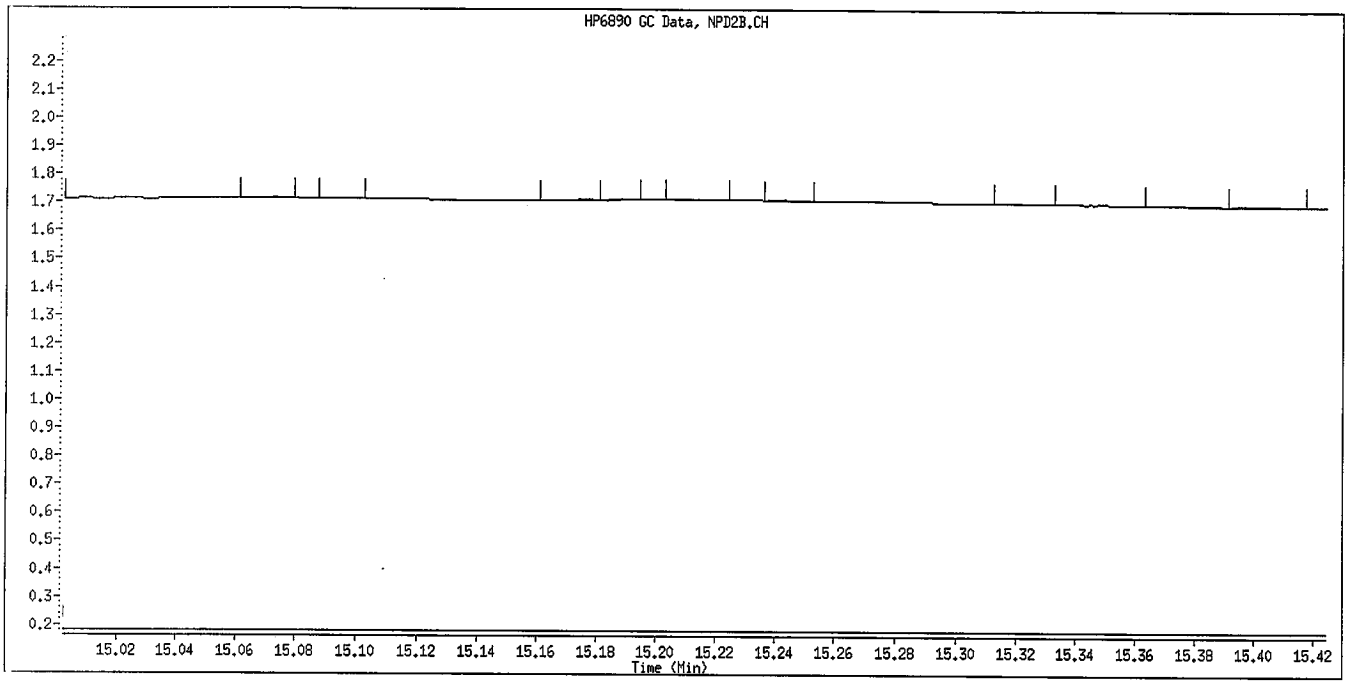

Original Integration

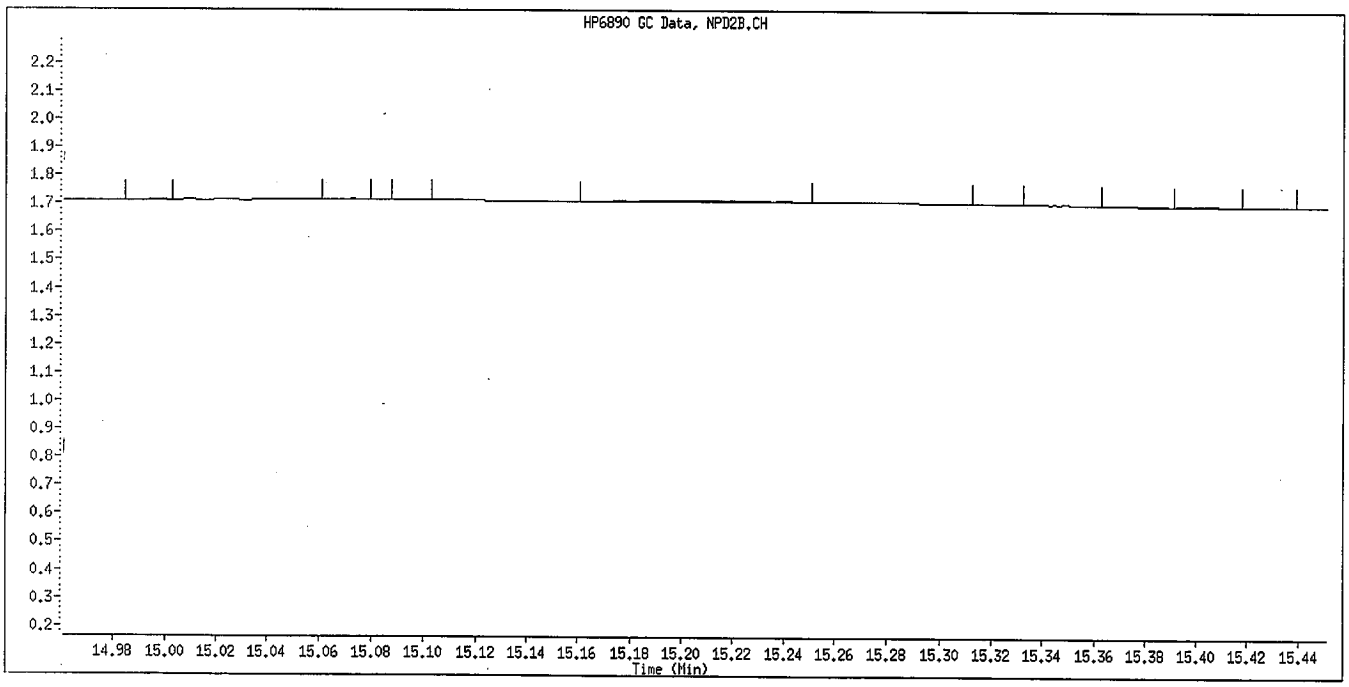

Manual Integration

Manually Integrated By: williamst
Manual Integration Reason: Baseline Event

6/30/09

Inj. Date and Time: 26-JUN-2009 21:13
Instrument ID: GC_D2.i
Client ID: OPP L1 GSV0641
Compound Name: Parathion
CAS #:
Report Date: 06/30/2009

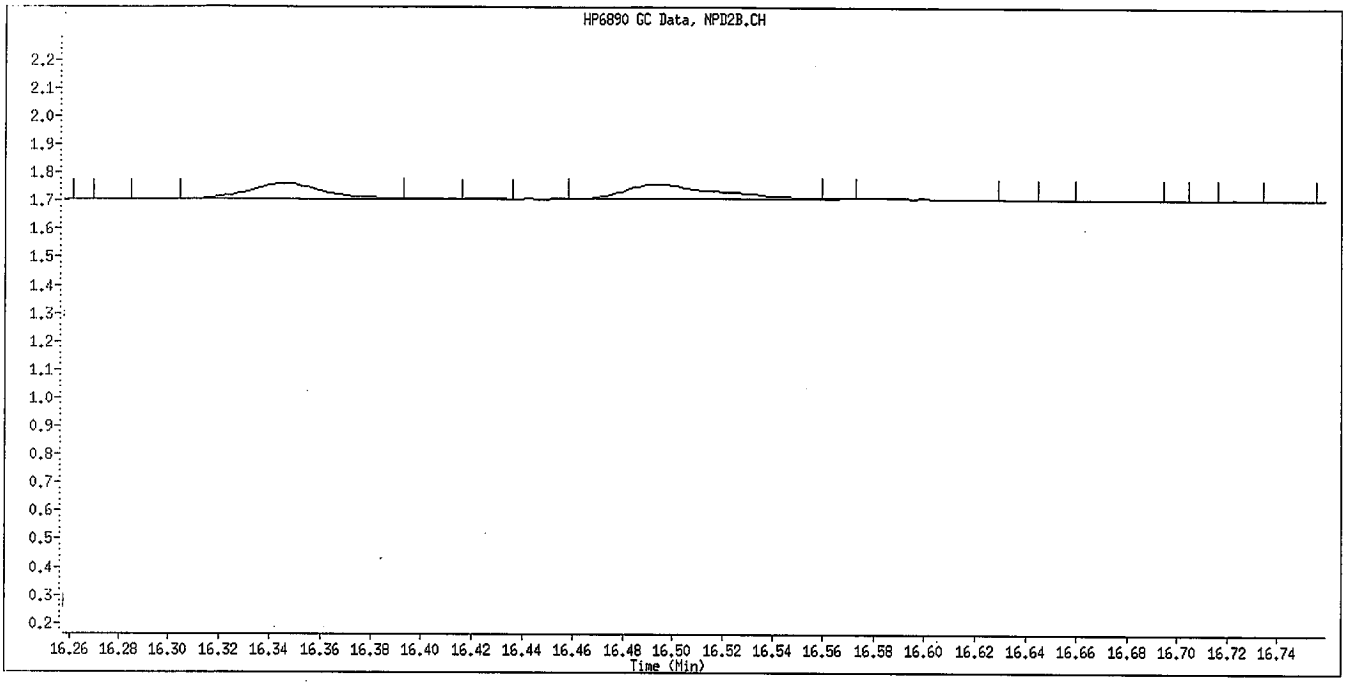

Original Integration

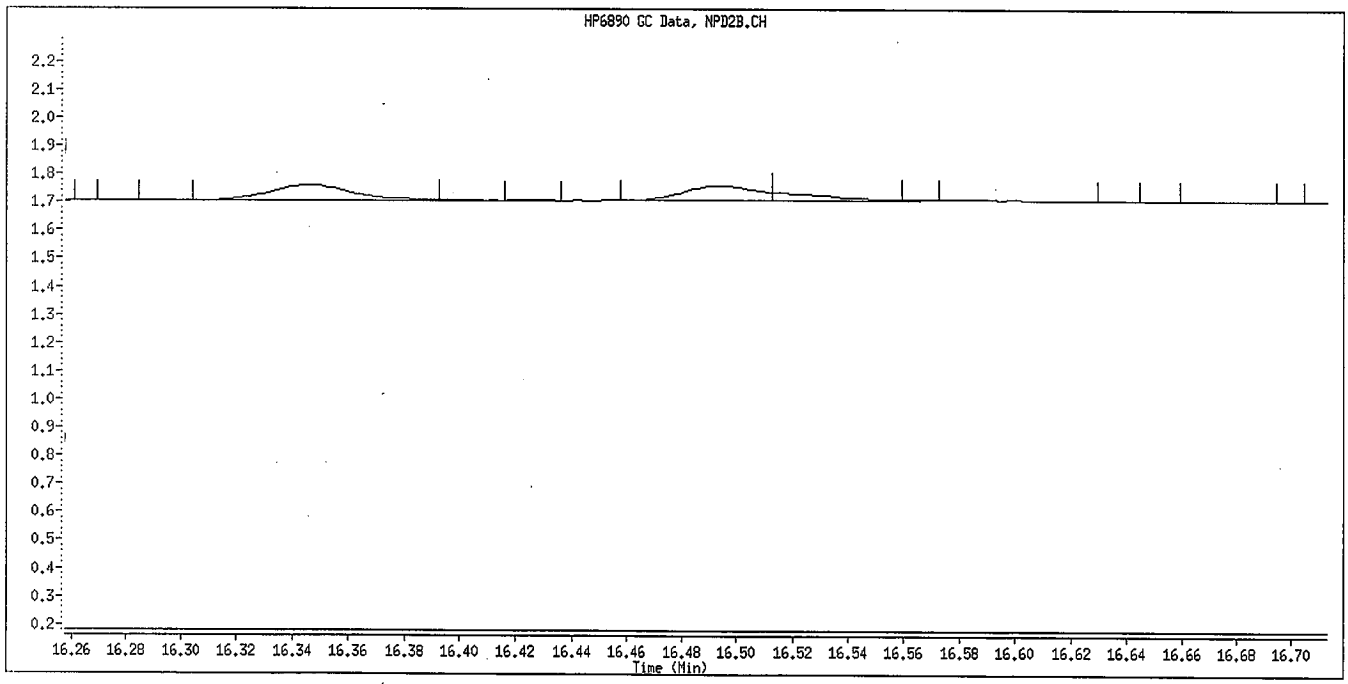

Manual Integration

Manually Integrated By: williamst
Manual Integration Reason: Baseline Event

6/30/09

Inj. Date and Time: 26-JUN-2009 21:13
Instrument ID: GC_D2.i
Client ID: OPP L1 GSV0641
Compound Name: Merphos-B (Merphos Oxone)
CAS #:
Report Date: 06/30/2009

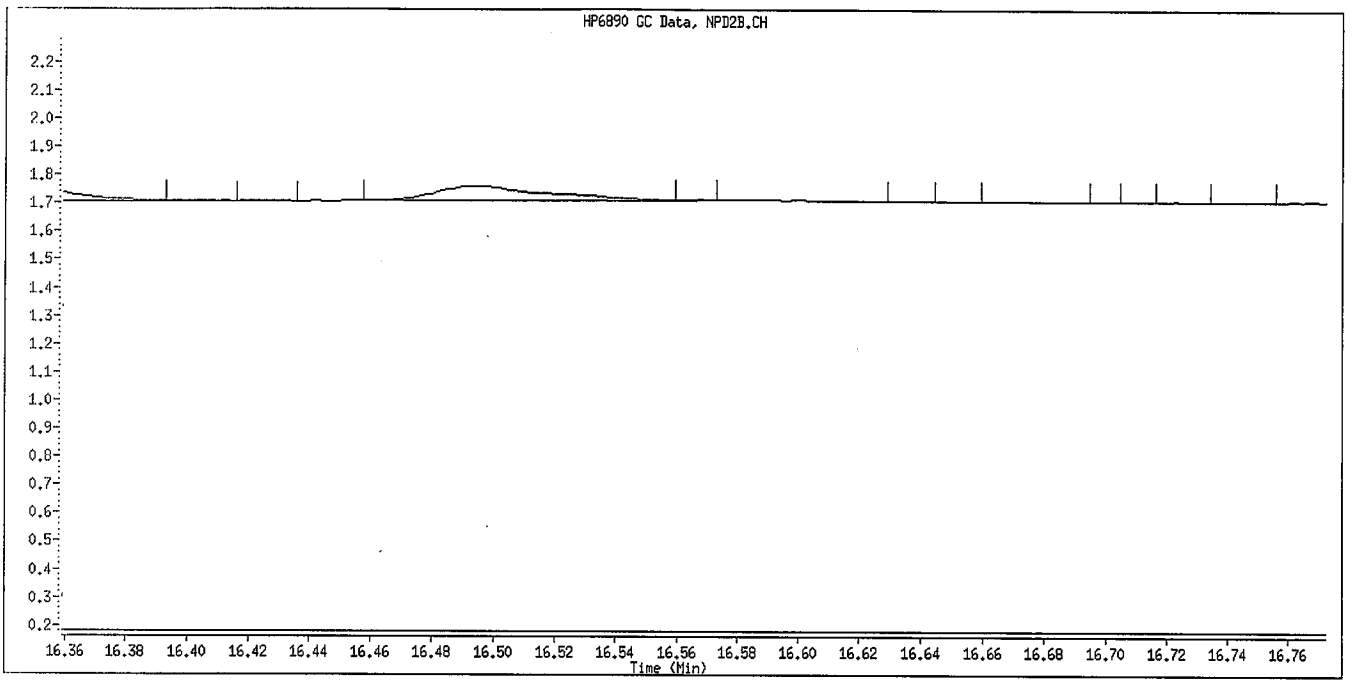

Original Integration

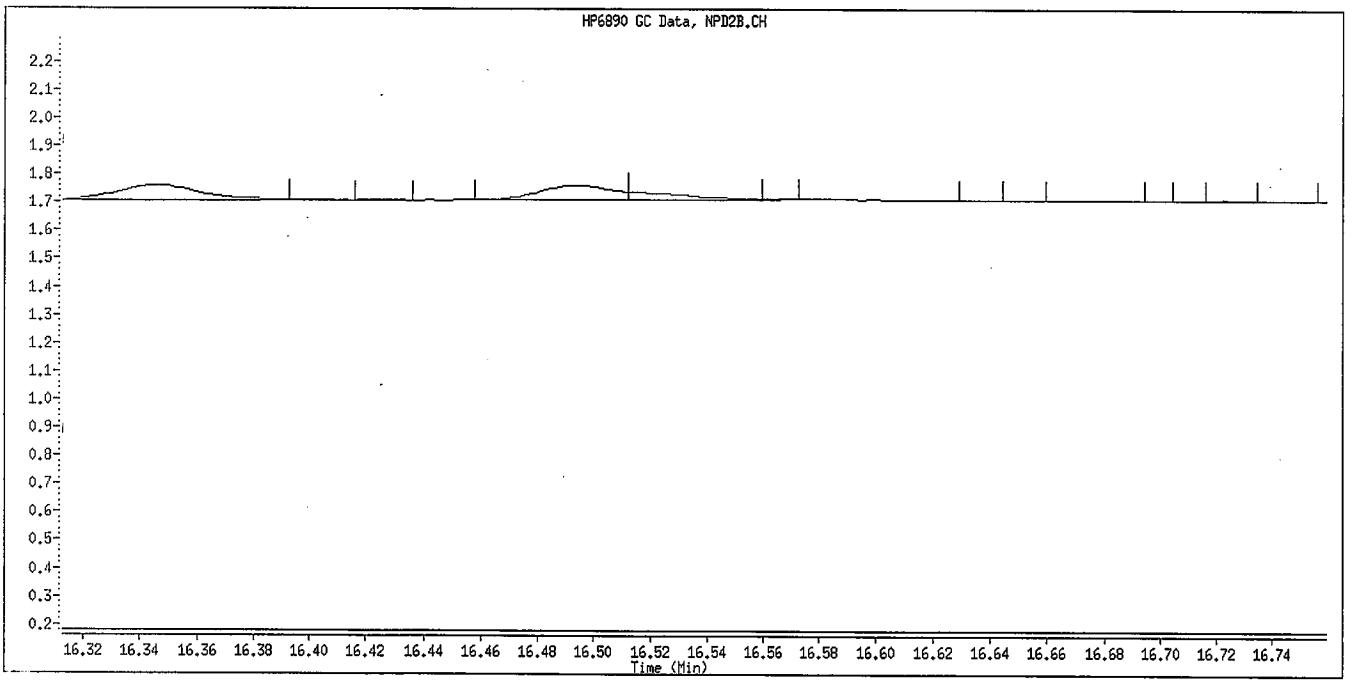

Manual Integration

Manually Integrated By: williamst
Manual Integration Reason: Baseline Event

JG 6/30/09

TestAmerica

Data file : \\DenSvr03\Public\chem\GCS\GC_D2.i\0626092.B\010F1001.D
Lab Smp Id: OPP SS GSV0633 Client Smp ID: OPP SS GSV0633
Inj Date : 26-JUN-2009 21:40
Operator : MPK/TLW Inst ID: GC_D2.i
Smp Info : OPP SS GSV0633
Misc Info :
Comment :
Method : \\DenSvr03\Public\chem\GCS\GC_D2.i\0626092.B\8141A-2.m
Meth Date : 30-Jun-2009 13:09 GC_D2.i Quant Type: ISTD
Cal Date : 26-JUN-2009 21:13 Cal File: 009F0901.D
Als bottle: 10 Continuing Calibration Sample
Dil Factor: 1.00000
Integrator: Falcon Compound Sublist: 8141A.sub
Target Version: 4.14
Processing Host: DENPC075

	Compounds	RT	EXP RT	REL RT	RESPONSE	AMOUNTS CAL-AMT (ug/mL)	AMOUNTS ON-COL (ug/mL)
	1 o,o,o-TEPT	4.728	4.731	(0.251)	178670	2.00000	2.007
	2 Dichlorvos	6.545	6.546	(0.348)	123097	2.00000	1.771
$	3 Chlormefos	7.383	7.384	(0.392)	118669	2.00000	1.696
	4 Mevinphos	9.232	9.234	(0.491)	85996	2.00000	1.836
	5 Demeton-O	9.733	9.734	(0.517)	91352	0.65000	2.047
	6 Thionazin	9.983	9.984	(0.531)	131360	2.00000	1.876
	7 Ethoprop	10.498	10.499	(0.558)	99220	2.00000	1.896
	8 Phorate	10.537	10.539	(0.560)	118380	2.00000	1.951
	9 Naled	10.938	10.939	(0.581)	13173	2.00000	1.049
	10 Sulfotepp	11.017	11.017	(0.586)	156890	2.00000	1.714(A)
*	11 Tributylphosphate	11.115	11.116	(1.000)	123933	2.00000	
	12 Simazine	11.398	11.399	(0.606)	47205	2.00000	3.601(A)
	13 Diazinon	11.540	11.541	(0.613)	101968	2.00000	2.080
	14 Atrazine	11.580	11.584	(0.615)	49851	2.00000	1.969(A)
	15 Propazine	11.745	11.747	(0.624)	42529	2.00000	1.874
	16 Disulfoton	12.048	12.049	(0.640)	81906	2.00000	1.697(M)
	17 Demeton-S	12.120	12.124	(0.644)	4990	1.36000	0.2011(M)
	18 Dimethoate	13.280	13.282	(0.706)	120970	2.00000	1.870
	19 Ronnel	13.587	13.587	(0.722)	87569	2.00000	2.011
	20 Merphos-A (Merphos)	13.687	13.689	(1.231)	24019	2.00000	0.5348(A)
	21 Chlorpyrifos	14.410	14.409	(0.766)	93110	2.00000	2.108
	22 Fenthion	14.660	14.662	(0.779)	84515	2.00000	2.063
	23 Trichloronate	14.708	14.711	(0.782)	105095	2.00000	1.862
	24 Anilazine	15.215	15.216	(0.809)	4699	2.00000	1.242(M)
	25 Methyl Parathion	15.517	15.519	(0.825)	89448	2.00000	2.023(A)
	26 Malathion	15.723	15.724	(0.836)	63638	2.00000	1.536
	27 Tokuthion	16.345	16.344	(0.869)	91793	2.00000	1.892
	28 Parathion	16.493	16.494	(0.877)	92973	2.00000	2.134
	29 Merphos-B (Merphos Oxone)	16.518	16.517	(1.486)	68602	2.00000	5.008(A)
	30 Tetrachlorvinphos (stirophos)	16.975	16.977	(0.902)	58667	2.00000	2.081
	31 Carbophenothion methyl	17.080	17.082	(0.908)	50362	2.00000	1.246
	32 Bolstar	17.440	17.440	(0.927)	88423	2.00000	2.078
	33 Carbophenothion	17.522	17.524	(0.931)	73217	2.00000	1.750(A)

		Compounds	RT	EXP RT	REL RT	RESPONSE	AMOUNTS CAL-AMT (ug/mL)	AMOUNTS ON-COL (ug/mL)
$	34	Triphenyl phosphate	18.278	18.281	(0.971)	59320	2.00000	1.727
	35	Fensulfothion	18.558	18.559	(0.986)	65657	2.00000	2.082
*	36	TOCP	18.815	18.816	(1.000)	68831	2.00000	
	37	Phosmet / EPN	18.908	18.909	(1.005)	122970	4.00000	3.469
	38	Famphur	19.010	19.011	(1.010)	79361	2.00000	1.758
	39	Azinphos-methyl	19.145	19.147	(1.018)	74782	2.00000	1.811
	40	Azinphos-ethyl	19.363	19.366	(1.029)	70726	2.00000	1.798
	41	Coumaphos	20.347	20.347	(1.081)	59237	2.00000	1.959
S	42	Merphos				92621	2.00000	1.615
M	43	Total Demeton				96342	2.00000	2.248

QC Flag Legend

A - Target compound detected but, quantitated amount exceeded maximum amount.
M - Compound response manually integrated.

TestAmerica

INTERNAL STANDARD COMPOUNDS
AREA AND RT SUMMARY

Instrument ID: GC_D2.i
Lab File ID: 010F1001.D
Lab Smp Id: OPP SS GSV0633
Analysis Type: SV
Quant Type: ISTD
Operator: MPK/TLW
Method File: \\DenSvr03\Public\chem\GCS\GC_D2.i\0626092.B\8141A-2.m
Misc Info:

Calibration Date: 27-JUN-2009
Calibration Time: 04:04
Client Smp ID: OPP SS GSV0633
Level:
Sample Type:

COMPOUND	STANDARD	AREA LIMIT LOWER	AREA LIMIT UPPER	SAMPLE	%DIFF
11 Tributylphosphate	143401	71701	286802	123933	-13.58
36 TOCP	69335	34668	138670	68831	-0.73

COMPOUND	STANDARD	RT LIMIT LOWER	RT LIMIT UPPER	SAMPLE	%DIFF
11 Tributylphosphate	11.12	10.62	11.62	11.12	-0.05
36 TOCP	18.82	18.32	19.32	18.82	-0.01

AREA UPPER LIMIT = +100% of internal standard area.
AREA LOWER LIMIT = - 50% of internal standard area.
RT UPPER LIMIT = + 0.50 minutes of internal standard RT.
RT LOWER LIMIT = - 0.50 minutes of internal standard RT.

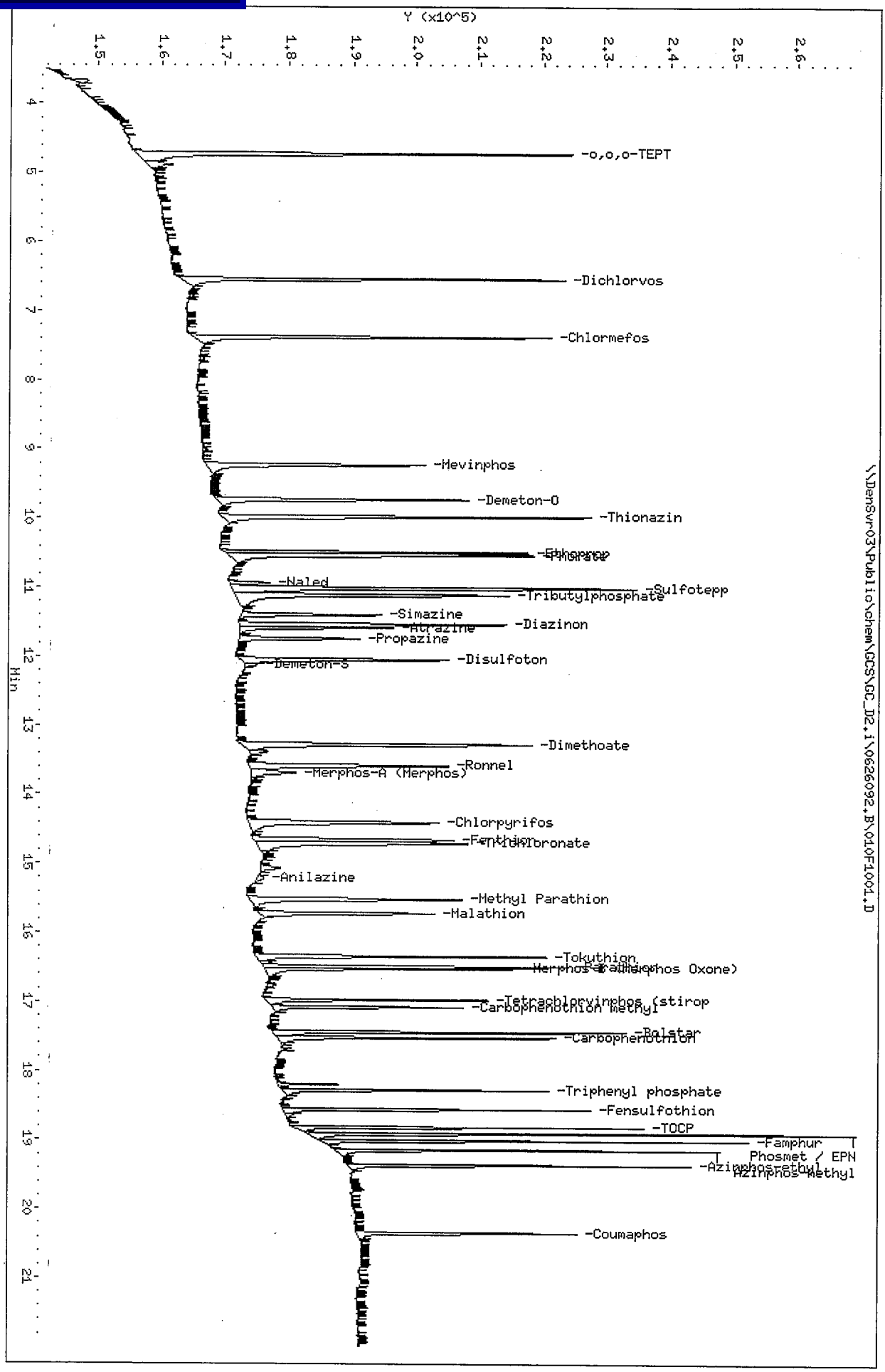
Y (x10^5)
1.5
1.6
1.7
1.8
1.9
2.0
2.1
2.2
2.3
2.4
2.5
2.6
Min
4
5
6
7
8
9
10
11
12
13
14
15
16
17
18
19
20
21
-o,o,o-TEPT
-Dichlorvos
-Chlormefos
-Mevinphos
-Demeton-O
-Thionazin
-Naled
-Sulfotepp
-Tributylphosphate
-Simazine
-Diazinon
-Atrazine
-Propazine
-Disulfoton
-Demeton-S
-Dimethoate
-Ronnel
-Merphos-A (Merphos)
-Chlorpyrifos
-Anilazine
-Methyl Parathion
-Malathion
-Tokuthion
-Tetrachlorvinphos (stirop
-Carbophenothion methyl
-Carbophenothion
-Triphenyl phosphate
-Fensulfothion
-TOCP
-Famphur
Phosmet / EPN
-Azinphos-methyl
-Coumaphos
\\DenSvr03\Public\chem\GCS\GC_D2.i\0626092.B\010F1001.D
Data File: \\DenSvr03\Public\chem\GCS\GC_D2.i\0626092.B\010F1001.D
Date : 26-JUN-2009 21:40
Client ID: OPP SS GSV0633
Sample Info: OPP SS GSV0633
Column phase: RTx-OPPest
Instrument: GC_D2.i
Operator: MPK/TLW
Column diameter: 0.32
Page 4

Data File Name: 010F1001.D
Inj. Date and Time: 26-JUN-2009 21:40
Instrument ID: GC_D2.i
Client ID: OPP SS GSV0633
Compound Name: Disulfoton
CAS #: 298-04-4
Report Date: 06/30/2009

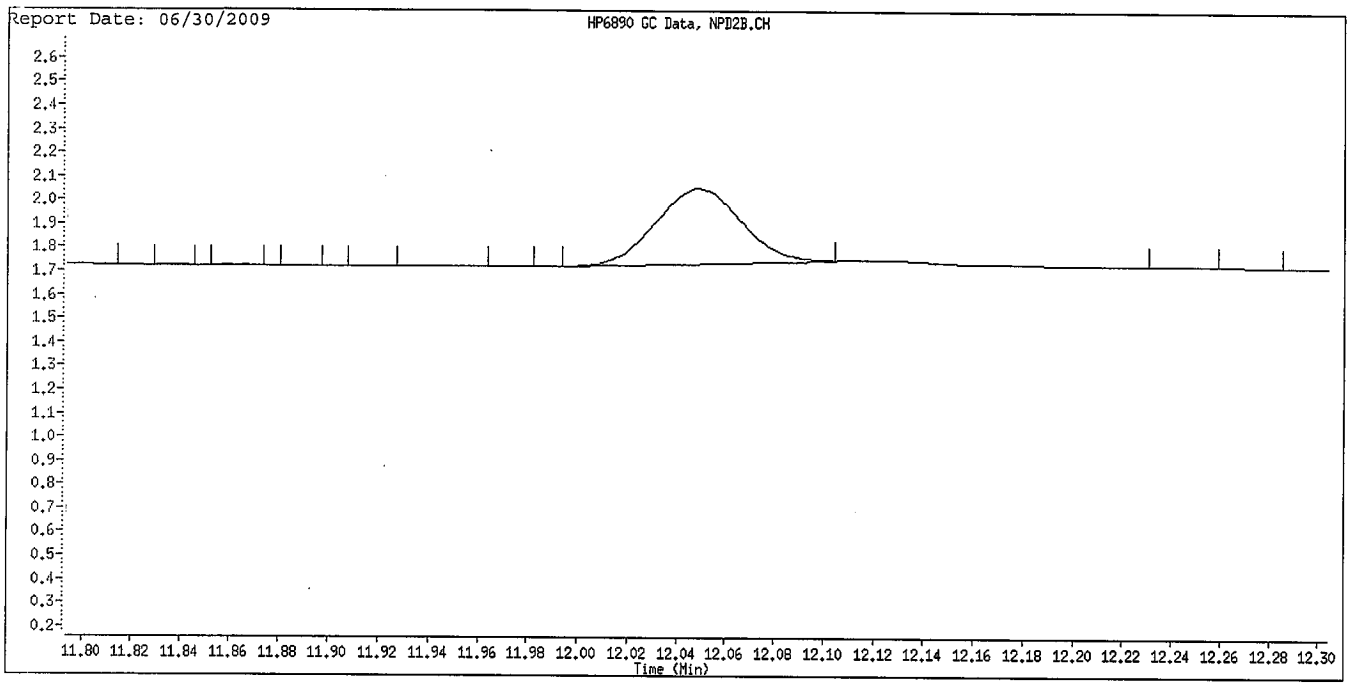

Original Integration

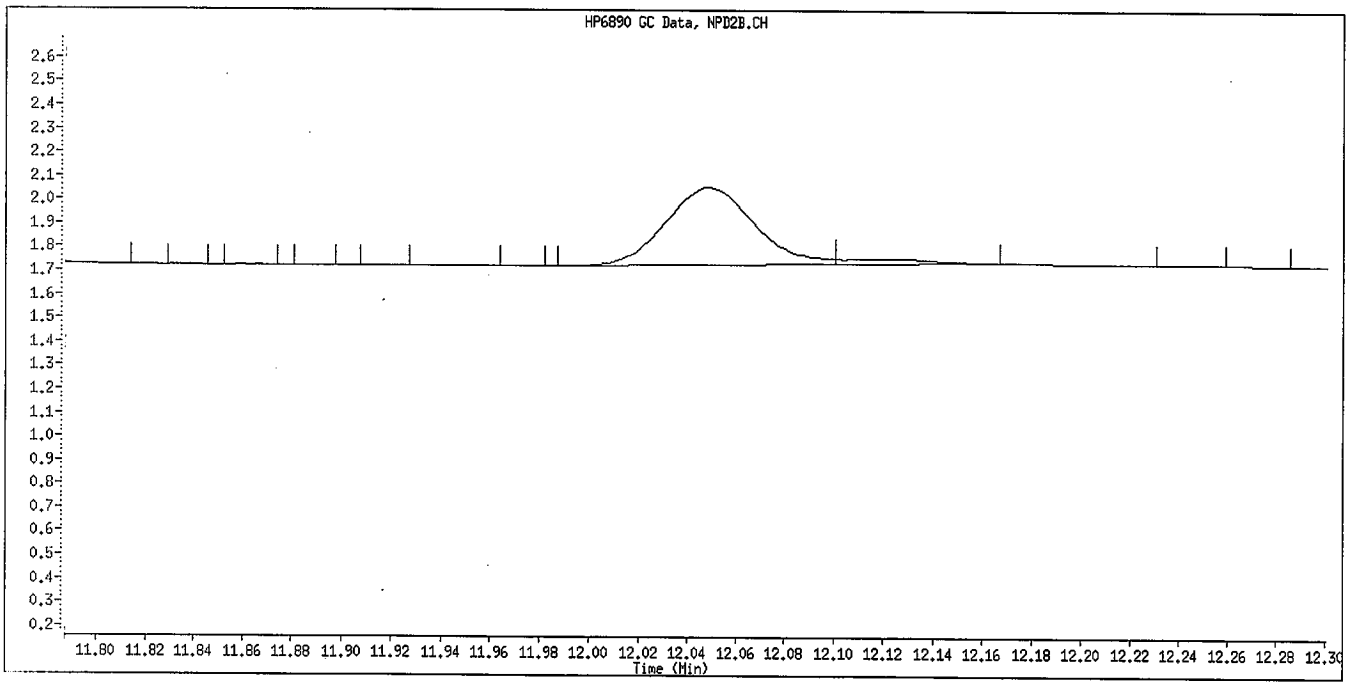

Manual Integration

Manually Integrated By: williamst
Manual Integration Reason: Baseline Event

6/30/07

Inj. Date and Time: 26-JUN-2009 21:40
Instrument ID: GC_D2.i
Client ID: OPP SS GSV0633
Compound Name: Demeton-S
CAS #: 126-75-0
Report Date: 06/30/2009

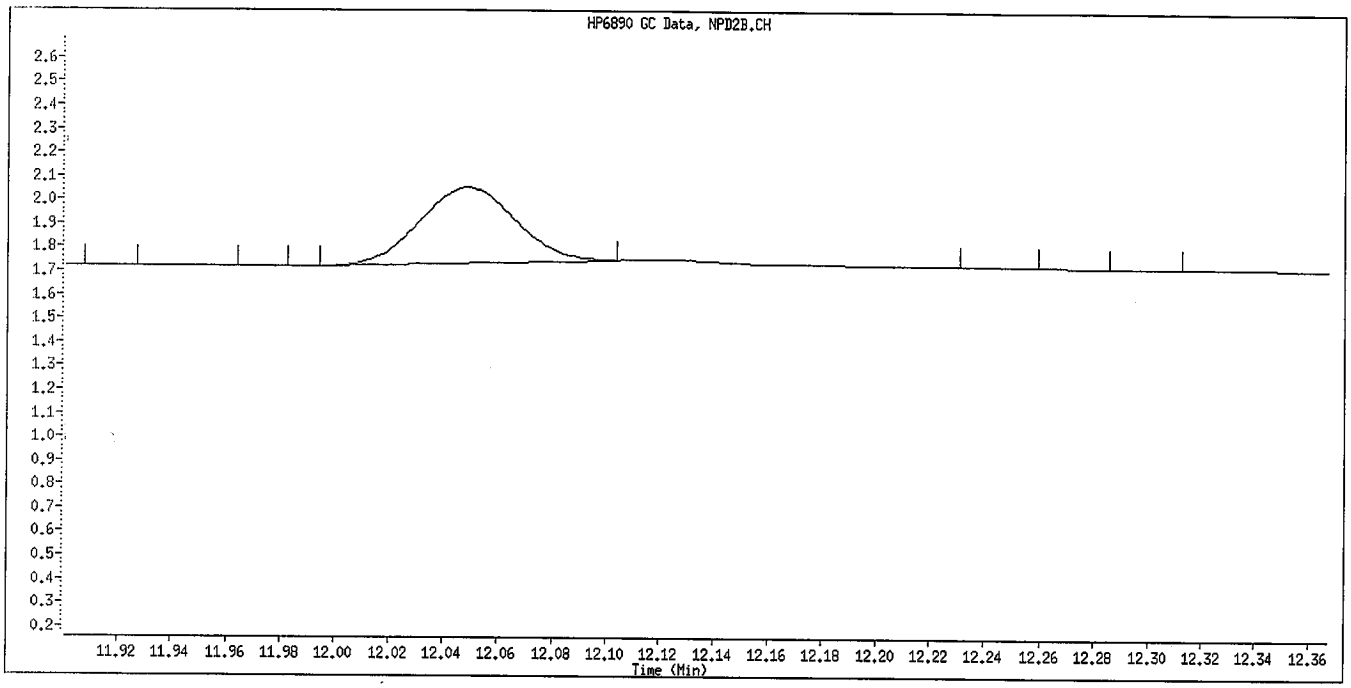

Original Integration

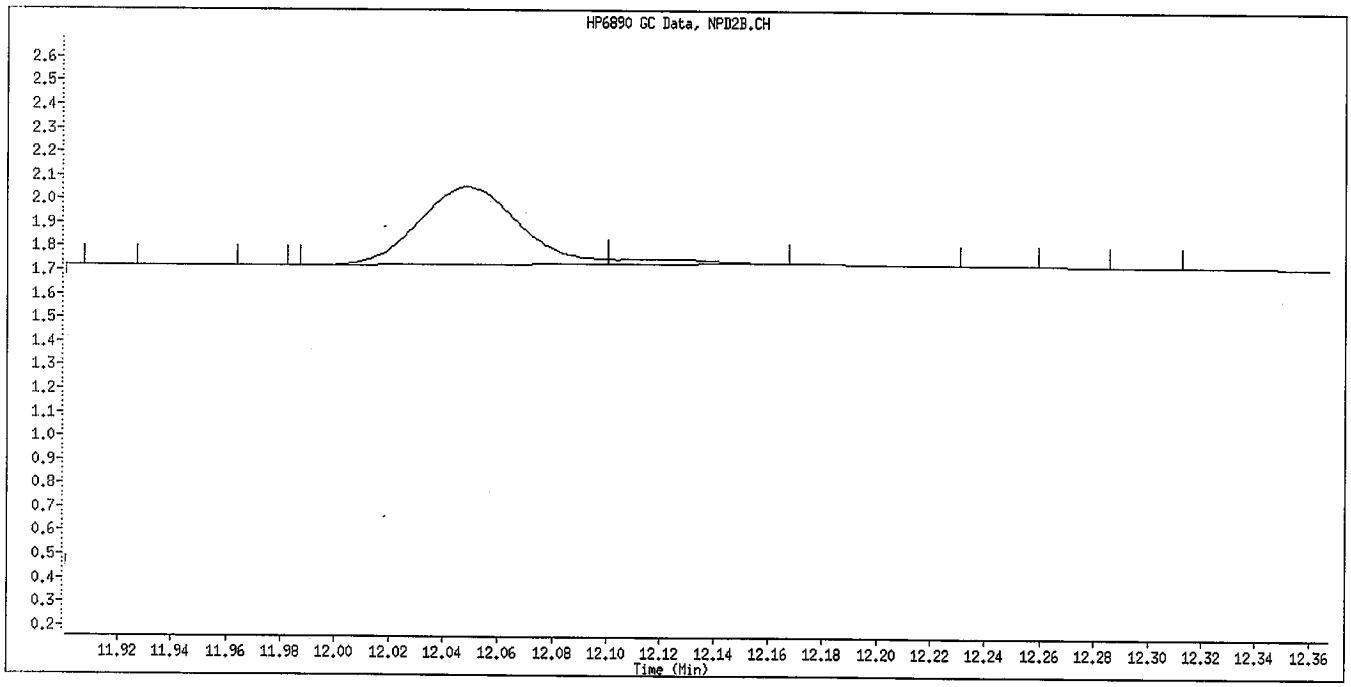

Manual Integration

Manually Integrated By: williamst
Manual Integration Reason: Baseline Event

6/30/09

Inj. Date and Time: 26-JUN-2009 21:40
Instrument ID: GC_D2.i
Client ID: OPP SS GSV0633
Compound Name: Anilazine
CAS #:
Report Date: 06/30/2009

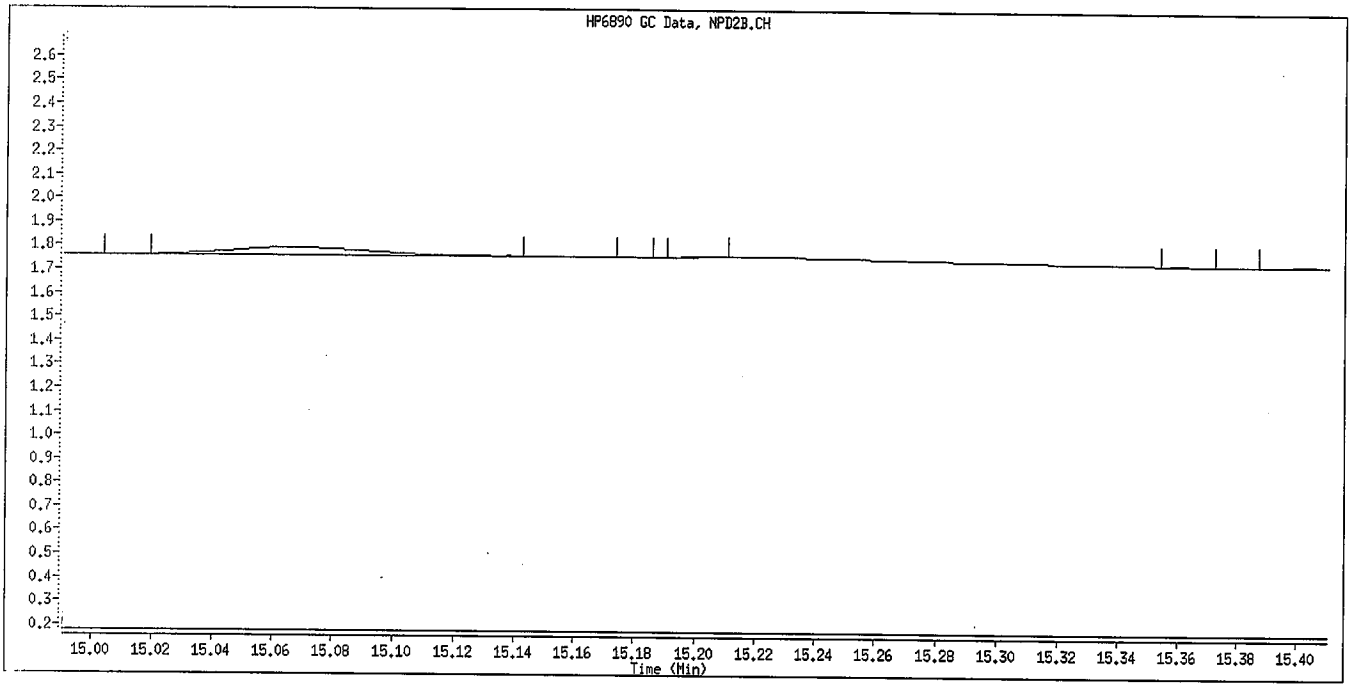

Original Integration

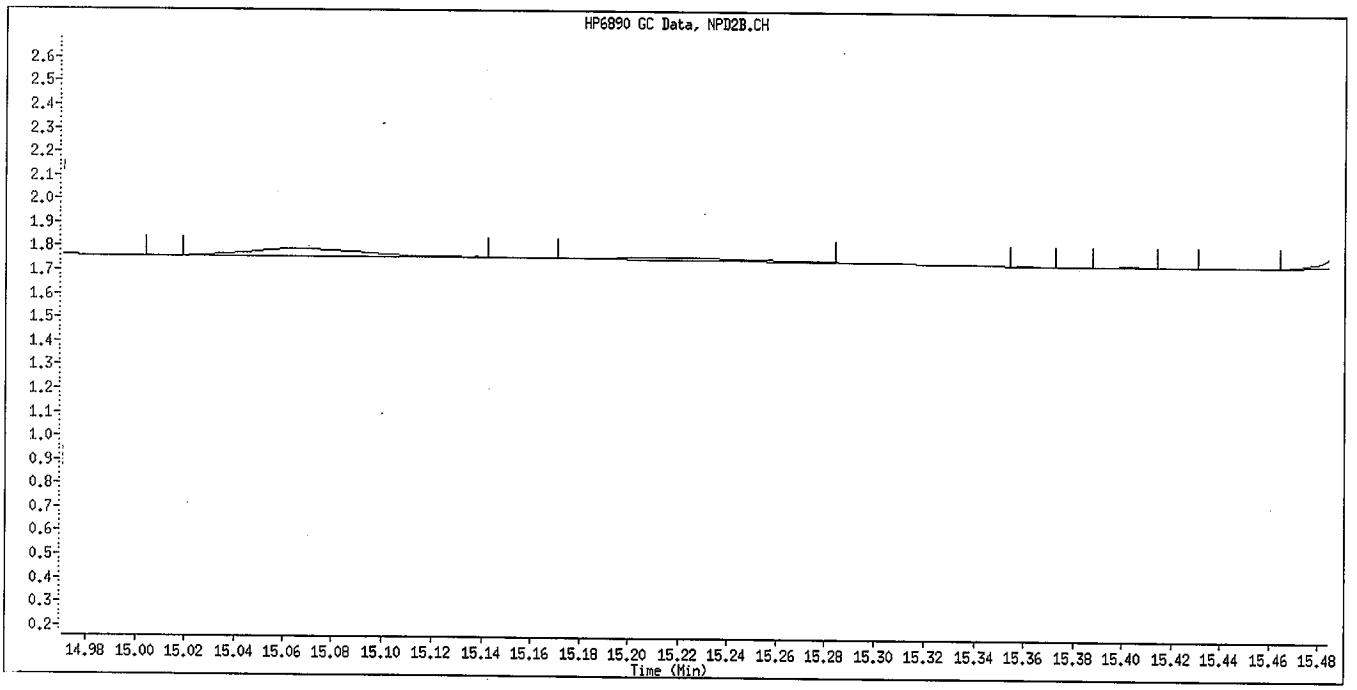

Manual Integration

Manually Integrated By: williamst
Manual Integration Reason: Baseline Event

6/30/09

Semivolatile GC

Supporting Documentation

Sample Sequence, Chromatograms

TestAmerica

THE LEADER IN ENVIRONMENTAL TESTING

Lot ID: D9F110370

Client: Northgate

Method: 8141

Associated Samples: 1

Batch #(s): 9181503

I certify that, to the best of my knowledge, the attached package represents a complete and accurate copy of the original data.

Signature/Date: 07.08.09

GC SEMIVOLATILE ORGANIC EXTRACTION LOG SHEETS

TestAmerica

THE LEADER IN ENVIRONMENTAL TESTING

RQC058

TestAmerica Laboratories, Inc.
EXTRACTION BENCH WORKSHEET

Run Date: 7/01/09
Time: 15:53:09

LEV 1	LEV 2		LEV 1	LEV 2	
Y	Y	Blank	Y	Y	Weights/Volumes
Y	Y	Check	Y	Y	Spike & Surrogate Worksheet
Y	Y	MS/MSD	Y	Y	Vial contains correct volume
			Y	Y	Labels, greenbars, worksheets
					computer batch: correct & all match
			Y	Y	Anomalies to Extraction Method

_ Expanded Deliverable
_ COC Completed
_ Bench Sheet Copied
_ Package Submitted to AnalyticalGroup
_ Bench Sheet Copied per COC

Extractionist: 011821 Chad M. Lane

Concentrationist: 007375 Kimberly M. Fleischli
002074 Cheyana Cokley

Reviewer/Date: FLEISCHK / 7/01/09

QC BATCH: 9181503

PREP DATE: 6/30/09 10:00
COMP DATE: 7/01/09 13:45

Compounds, Organophosphorus (8141A)
LIQ/LIQ, SEP FUNNEL (PAH,P/P,TPH,Dioxin) - Nominal

EXTR EXPR / ANL DUE	LOT#,MSRUN#/ WORK ORDER	TEST FLGS	EXT	MTH	MATRIX	INIT/FIN WT/VOL	INIT	PH"S ADJ1	ADJ2	SOLVENTS EXTRACTION	VOL	EXCHANGE	VOL	SPIKE STANDARD/ SURROGATE ID
6/17/09 6/23/09	D9F110370-001 **LERCV-2-AA**	DR	09	P2	WATER	**1063mL** 2.00mL	7.0	NA	NA	MECL2	180.0	HEXANE	50.0	1ML GSV0675 6/4/09
COMMENTS:														
6/30/09 0/00/00	D9F300000-503 **LFWQ1-1-AA**B		09	P2	WATER	**1000mL** 2.00mL	7.0	NA	NA	MECL2	180.0	HEXANE	50.0	1ML GSV0675 6/4/09
COMMENTS:														
6/30/09 0/00/00	D9F300000-503 **LFWQ1-1-ACC**		09	P2	WATER	**1000mL** 2.00mL	7.0	NA	NA	MECL2	180.0	HEXANE	50.0	1ML GSV0753 6/24/09 1ML GSV0675 6/4/09
COMMENTS:														
6/30/09 7/20/09	D9G010264-001 **LFX7D-1-AA**		09	P2	WATER	**1029mL** 2.00mL	7.0	NA	NA	MECL2	180.0	HEXANE	50.0	1ML GSV0675 6/4/9
COMMENTS:														
6/30/09 7/20/09	D9G010264-001 **LFX7D-1-ACS**		09	P2	WATER	**1044mL** 2.00mL	7.0	NA	NA	MECL2	180.0	HEXANE	50.0	1ML GSV753 6/24/9 1ML GSV0675 6/4/9
COMMENTS:														
6/30/09 7/20/09	D9G010264-001 **LFX7D-1-ADD**		09	P2	WATER	**1010mL** 2.00mL	7.0	NA	NA	MECL2	180.0	HEXANE	50.0	1ML GSV0753 6/24/9 1ML GSV0675 6/4/9
COMMENTS:														

DV-OP-0006/7 BAL.M27995 H2O:ELGA NACL:G47616 MECL2:H22J00 S/S:CL-E W:KH
TURBOVAP A:40C PIP:CON-6 HEX:H11E04

R = RUSH C = CLP
E = EPA 600 D = EXP.DEL)
M = CLIENT REQ MS/MSD

NUMBER OF WORK ORDERS IN BATCH: 6

Table of Contents

GC SEMIVOLATILE INSTRUMENT LOG SHEETS

TestAmerica

THE LEADER IN ENVIRONMENTAL TESTING

UENCE\070209.S

Sequence Table (Front Injector):

Quantification Part:

Line	Location	SampleName	SampleAmount	ISTDAmt	Multiplier	Dilution
1	Vial 1	PRIMER				
2	Vial 2	HEXANE				
3	Vial 3	OPP L5 GSV0635				
4	Vial 4	LFWQ11AA,MB				
5	Vial 5	LFWQ11AC,LCS				
6	Vial 6	LERCV2AA,370-1				
7	Vial 7	LFX7D1AA,264-1				
8	Vial 8	LFX7D1AC,264-1S				
9	Vial 9	LFX7D1AD,264-1D				
10	Vial 10	LFTN31AA,MB				
11	Vial 11	LFTN31AC,LCS				
12	Vial 12	LFTN31AD,LCSD				
13	Vial 13	LFQ0D1AA,150-1				
14	Vial 14	LFTN21AA,MB				
15	Vial 15	LFTN21AC,LCS				
16	Vial 16	LFTN21AD,LCSD				
17	Vial 17	LFPTE1AA,258-4				
18	Vial 18	LFPTK1AA,258-7				
19	Vial 19	OPP L5 GSV0635				
20	Vial 20	LFHPJ1AA,MB				
21	Vial 21	LFHPJ1AC,LCS				
22	Vial 22	LFC4G1AA,197-1				
23	Vial 23	LFC4G1AD,197-1S				
24	Vial 24	LFC4G1AE,197-1D				
25	Vial 25	LFC4M1AA,198-1				
26	Vial 26	OPP L5 GSV0635				
27	Vial 27	OPP L1 GSV0641				
28	Vial 100	HEXANE/ACETONE				

9181503

9180507

9180506

9175172

10 JMW 7/2/09
3
2

Sequence Table (Back Injector):

No entries - empty table!

GC SEMIVOLATILE
CONTINUING CALIBRATION DATA

TestAmerica

THE LEADER IN ENVIRONMENTAL TESTING

:vr03\Public\chem\GCS\GC_D2.i\0702092.B/003F0301.D
Report Date: 07/07/2009

CONTINUING CALIBRATION COMPOUNDS
PERCENT DRIFT REPORT

Instrument ID: GC_D2.i
Lab File ID: 003F0301.D
Analysis Type: NONE

Injection Date: 02-JUL-2009 18:33
Lab Sample ID: OPP L5 GSV0635
Method File: \\DenSvr03\Public\chem\GCS\GC_D2.

	COMPOUND	EXPECTED CONC.	MEASURED CONC.	%D	MAX %D	
1	o,o,o-TEPT	3.0000	3.1402	4.7	15.0	
2	Dichlorvos	3.0000	2.5386	15.4	15.0	<-
3	Chlormefos	3.0000	3.5024	16.7	15.0	<-
4	Mevinphos	3.0000	2.9076	3.1	15.0	
5	Demeton-O	0.9750	1.0128	3.9	15.0	
6	Thionazin	3.0000	3.2099	7.0	15.0	
7	Ethoprop	3.0000	2.7537	8.2	15.0	
8	Phorate	3.0000	3.6350	21.2	15.0	<-
10	Naled	3.0000	3.7566	25.2	15.0	<-
146	Sulfotepp	3.0000	3.2432	8.1	15.0	
10	Simazine	3.0000	2.7089	9.7	15.0	
12	Diazinon	3.0000	3.1478	4.9	15.0	
150	Atrazine	3.0000	3.4354	14.5	15.0	
13	Propazine	3.0000	3.3374	11.2	15.0	
14	Disulfoton	3.0000	3.2825	9.4	15.0	
15	Demeton-S	2.0400	2.2323	9.4	15.0	
16	Dimethoate	3.0000	3.0163	0.5	15.0	
17	Ronnel	3.0000	3.2794	9.3	15.0	
148	Merphos-A (Merphos)	3.0000	3.1224	4.1	999.0	
18	Chlorpyrifos	3.0000	3.3164	10.5	15.0	
19	Fenthion	3.0000	3.0207	0.7	15.0	
20	Trichloronate	3.0000	3.2492	8.3	15.0	
21	Anilazine	3.0000	0.1451	95.2	15.0	<-
23	Methyl Parathion	3.0000	3.2077	6.9	15.0	
24	Malathion	3.0000	3.1851	6.2	15.0	
25	Tokuthion	3.0000	3.2134	7.1	15.0	
26	Parathion	3.0000	3.4142	13.8	15.0	
149	Merphos-B (Merphos Oxone)	3.0000	2.8181	6.1	999.0	
27	Tetrachlorvinphos (stirophos)	3.0000	2.9979	0.1	15.0	
28	Carbophenothion methyl	3.0000	3.2160	7.2	15.0	
28	Bolstar	3.0000	3.2942	9.8	15.0	
30	Carbophenothion	3.0000	3.6951	23.2	15.0	<-
29	Triphenyl phosphate	3.0000	3.1479	4.9	15.0	
30	Fensulfothion	3.0000	2.4620	17.9	15.0	<-
35	Phosmet / EPN	6.0000	6.4523	7.5	15.0	
33	Famphur	3.0000	3.1573	5.2	15.0	
34	Azinphos-methyl	3.0000	2.6085	13.0	15.0	
35	Azinphos-ethyl	3.0000	2.9920	0.3	15.0	
36	Coumaphos	3.0000	2.8528	4.9	15.0	

\\DenSvr03\Public\chem\GCS\GC_D2.i\0702092.B/003F0301.D
Report Date: 07/07/2009

CONTINUING CALIBRATION COMPOUNDS
PERCENT DRIFT REPORT

Instrument ID: GC_D2.i
Lab File ID: 003F0301.D
Analysis Type: NONE

Injection Date: 02-JUL-2009 18:33
Lab Sample ID: OPP L5 GSV0635
Method File: \\DenSvr03\Public\chem\GCS\GC_D2.

COMPOUND	EXPECTED CONC.	MEASURED CONC.	%D	MAX %D	
22 Merphos	3.0000	3.5244	17.5	15.0	<-
40 Total Demeton	3.0000	3.2452	8.2	15.0	

Average %D = 11.2

TestAmerica

Data file : \\DenSvr03\Public\chem\GCS\GC_D2.i\0702092.B\003F0301.D
Lab Smp Id: OPP L5 GSV0635 Client Smp ID: OPP L5 GSV0635
Inj Date : 02-JUL-2009 18:33
Operator : MPK/TLW Inst ID: GC_D2.i
Smp Info : OPP L5 GSV0635
Misc Info :
Comment :
Method : \\DenSvr03\Public\chem\GCS\GC_D2.i\0702092.B\8141A-2.m
Meth Date : 07-Jul-2009 18:51 GC_D2.i Quant Type: ISTD
Cal Date : 26-JUN-2009 21:13 Cal File: 009F0901.D
Als bottle: 3 Continuing Calibration Sample
Dil Factor: 1.00000
Integrator: Falcon Compound Sublist: 8141A.sub
Target Version: 4.14
Processing Host: DENPC075

	Compounds	RT	EXP RT	REL RT	RESPONSE	AMOUNTS CAL-AMT (ug/mL)	AMOUNTS ON-COL (ug/mL)
	1 o,o,o-TEPT	4.725	4.731	(0.251)	228697	3.00000	3.140
	2 Dichlorvos	6.543	6.546	(0.348)	144362	3.00000	2.538
$	3 Chlormefos	7.380	7.384	(0.392)	200503	3.00000	3.502
	4 Mevinphos	9.237	9.234	(0.491)	111383	3.00000	2.908
	5 Demeton-O	9.732	9.734	(0.517)	36971	0.97500	1.013
	6 Thionazin	9.983	9.984	(0.531)	183883	3.00000	3.210
	7 Ethoprop	10.502	10.499	(0.558)	117871	3.00000	2.754
	8 Phorate	10.533	10.539	(0.560)	180434	3.00000	3.635
	9 Naled	10.940	10.939	(0.581)	48194	3.00000	3.757
	10 Sulfotepp	11.015	11.017	(0.585)	242803	3.00000	3.243 (A)
*	11 Tributylphosphate	11.127	11.116	(1.000)	114231	2.00000	
	12 Simazine	11.408	11.399	(0.606)	29046	3.00000	2.709 (A)
	13 Diazinon	11.538	11.541	(0.613)	126823	3.00000	3.148
	14 Atrazine	11.587	11.584	(0.616)	75201	3.00000	3.435 (A)
	15 Propazine	11.747	11.747	(0.624)	62822	3.00000	3.337
	16 Disulfoton	12.047	12.049	(0.640)	129597	3.00000	3.282
	17 Demeton-S	12.127	12.124	(0.645)	105190	2.04000	2.232
	18 Dimethoate	13.303	13.282	(0.707)	159606	3.00000	3.016
	19 Ronnel	13.585	13.587	(0.722)	116804	3.00000	3.279
	20 Merphos-A (Merphos)	13.687	13.689	(1.230)	129244	3.00000	3.122 (A)
	21 Chlorpyrifos	14.407	14.409	(0.766)	119807	3.00000	3.316
	22 Fenthion	14.660	14.662	(0.779)	101214	3.00000	3.021
	23 Trichloronate	14.705	14.711	(0.782)	153887	3.00000	3.249
	24 Anilazine	15.218	15.216	(0.809)	452	3.00000	0.1451
	25 Methyl Parathion	15.517	15.519	(0.825)	116032	3.00000	3.208 (A)
	26 Malathion	15.723	15.724	(0.836)	107934	3.00000	3.185
	27 Tokuthion	16.343	16.344	(0.869)	127498	3.00000	3.213
	28 Parathion	16.490	16.494	(0.876)	121697	3.00000	3.414 (M)
	29 Merphos-B (Merphos Oxone)	16.517	16.517	(1.484)	36141	3.00000	2.818 (AM)
	30 Tetrachlorvinphos (stirophos)	16.977	16.977	(0.902)	69125	3.00000	2.998
	31 Carbophenothion methyl	17.082	17.082	(0.908)	106286	3.00000	3.216
	32 Bolstar	17.440	17.440	(0.927)	114681	3.00000	3.294
	33 Carbophenothion	17.522	17.524	(0.931)	126491	3.00000	3.695 (A)

	Compounds	RT	EXP RT	REL RT	RESPONSE	AMOUNTS CAL-AMT (ug/mL)	AMOUNTS ON-COL (ug/mL)
$	34 Triphenyl phosphate	18.280	18.281	(0.972)	88428	3.00000	3.148
	35 Fensulfothion	18.565	18.559	(0.987)	63500	3.00000	2.462
*	36 TOCP	18.815	18.816	(1.000)	56306	2.00000	
	37 Phosmet / EPN	18.908	18.909	(1.005)	185004	6.00000	6.452(A)
	38 Famphur	19.010	19.011	(1.010)	116599	3.00000	3.157
	39 Azinphos-methyl	19.147	19.147	(1.018)	88125	3.00000	2.608
	40 Azinphos-ethyl	19.367	19.366	(1.029)	96267	3.00000	2.992
	41 Coumaphos	20.350	20.347	(1.082)	70574	3.00000	2.853
S	42 Merphos				165385	3.00000	3.524(A)
M	43 Total Demeton				142161	3.00000	3.245

QC Flag Legend

A - Target compound detected but, quantitated amount exceeded maximum amount.
M - Compound response manually integrated.

TestAmerica

INTERNAL STANDARD COMPOUNDS
AREA AND RT SUMMARY

Instrument ID: GC_D2.i
Lab File ID: 003F0301.D
Lab Smp Id: OPP L5 GSV0635
Analysis Type: SV
Quant Type: ISTD
Operator: MPK/TLW
Method File: \\DenSvr03\Public\chem\GCS\GC_D2.i\0702092.B\8141A-2.m
Misc Info:

Calibration Date: 03-JUL-2009
Calibration Time: 05:01
Client Smp ID: OPP L5 GSV0635
Level:
Sample Type:

COMPOUND	STANDARD	AREA LIMIT LOWER	AREA LIMIT UPPER	SAMPLE	%DIFF
11 Tributylphosphate	147589	73795	295178	114231	-22.60
36 TOCP	73608	36804	147216	56306	-23.51

COMPOUND	STANDARD	RT LIMIT LOWER	RT LIMIT UPPER	SAMPLE	%DIFF
11 Tributylphosphate	11.12	10.62	11.62	11.13	0.08
36 TOCP	18.82	18.32	19.32	18.82	0.00

AREA UPPER LIMIT = +100% of internal standard area.
AREA LOWER LIMIT = - 50% of internal standard area.
RT UPPER LIMIT = + 0.50 minutes of internal standard RT.
RT LOWER LIMIT = - 0.50 minutes of internal standard RT.

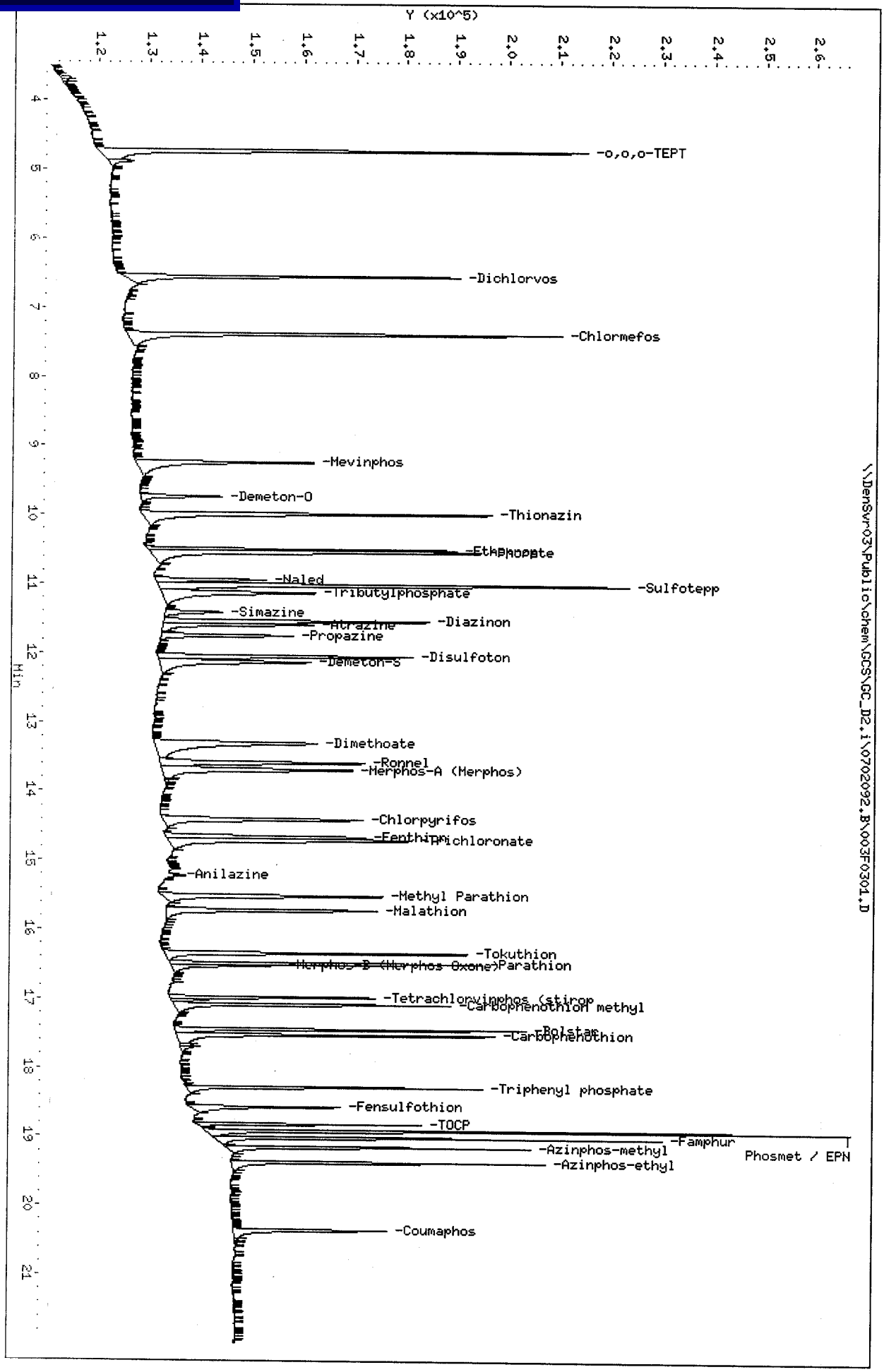
Y (x10^5)
1.2
1.3
1.4
1.5
1.6
1.7
1.8
1.9
2.0
2.1
2.2
2.3
2.4
2.5
2.6
Min
4
5
6
7
8
9
10
11
12
13
14
15
16
17
18
19
20
21
-o,o,o-TEPT
-Dichlorvos
-Chlormefos
-Mevinphos
-Demeton-O
-Thionazin
-Ethoprophate
-Naled
-Sulfotepp
-Tributylphosphate
-Simazine
-Atrazine
-Diazinon
-Propazine
-Demeton-S
-Disulfoton
-Dimethoate
-Ronnel
-Merphos-A (Merphos)
-Chlorpyrifos
-Fenthion
-Trichloronate
-Anilazine
-Methyl Parathion
-Malathion
-Tokuthion
-Merphos-B (Merphos Oxone)
-Parathion
-Tetrachlorvinphos (stirop
-Carbophenothion methyl
-Bolstar
-Carbophenothion
-Triphenyl phosphate
-Fensulfothion
-TOCP
-Famphur
-Azinphos-methyl
-Azinphos-ethyl
Phosmet / EPN
-Coumaphos
\\DenSvr03\Public\chem\GCS\GC_D2,i\0702092,B\003F0301,D
Data File: \\DenSvr03\Public\chem\GCS\GC_D2,i\0702092,B\003F0301,D
Date : 02-JUL-2009 18:33
Client ID: OPP L5 GSV0635
Sample Info: OPP L5 GSV0635
Column phase: RTx-OPPest
Instrument: GC_D2,i
Operator: MPK/TLW
Column diameter: 0.32

\\DenSvr03\Public\chem\GCS\GC_D2.i\0702091.B/003F0301.D
Report Date: 07/06/2009

CONTINUING CALIBRATION COMPOUNDS
PERCENT DRIFT REPORT

Instrument ID: GC_D2.i
Lab File ID: 003F0301.D
Analysis Type: NONE

Injection Date: 02-JUL-2009 18:33
Lab Sample ID: OPP L5 GSV0635
Method File: \\DenSvr03\Public\chem\GCS\GC_D2.

	COMPOUND	EXPECTED CONC.	MEASURED CONC.	%D	MAX %D	
1	o,o,o-TEPT	3.0000	3.0690	2.3	15.0	
2	Dichlorvos	3.0000	2.3679	21.1	15.0	<-
3	Mevinphos	3.0000	1.6221	45.9	15.0	<-
4	Chlormefos	3.0000	3.5104	17.0	15.0	<-
5	Thionazin	3.0000	3.0197	0.7	15.0	
6	Demeton-O	0.9750	1.0220	4.8	15.0	
7	Ethoprop	3.0000	2.8919	3.6	15.0	
8	Naled	3.0000	3.8664	28.9	15.0	<-
9	Sulfotepp	3.0000	3.1065	3.6	15.0	
10	Phorate	3.0000	3.1715	5.7	15.0	
11	Dimethoate	3.0000	1.5089	49.7	15.0	<-
12	Demeton-S	2.0400	2.3325	14.3	15.0	
13	Simazine	3.0000	3.3646	12.2	15.0	
14	Atrazine	3.0000	3.1895	6.3	15.0	
15	propazine	3.0000	3.2080	6.9	15.0	
17	Disulfoton	3.0000	3.0155	0.5	15.0	
16	Diazinon	3.0000	3.2451	8.2	15.0	
18	Methyl Parathion	3.0000	3.3131	10.4	15.0	
19	Ronnel	3.0000	2.8349	5.5	15.0	
20	Malathion	3.0000	3.1113	3.7	15.0	
21	Fenthion	3.0000	2.9795	0.7	15.0	
22	Parathion	3.0000	3.1145	3.8	15.0	
23	Chlorpyrifos	3.0000	3.3032	10.1	15.0	
24	Trichloronate	3.0000	3.2922	9.7	15.0	
25	Anilazine	3.0000	2.5672	14.4	15.0	
148	Merphos-A (Merphos)	3.0000	3.1842	6.1	999.0	
26	Tetrachlorvinphos (Stirophos)	3.0000	2.9493	1.7	15.0	
28	Tokuthion	3.0000	3.3239	10.8	15.0	
149	Merphos-B (Merphos Oxone)	3.0000	3.2508	8.4	999.0	
29	Carbophenothion-methyl	3.0000	2.9912	0.3	15.0	
29	Fensulfothion	3.0000	1.6804	44.0	15.0	<-
30	Bolstar / Famphur	6.0000	5.8518	2.5	15.0	
32	Carbophenothion	3.0000	3.0380	1.3	15.0	
31	Triphenyl phosphate	3.0000	2.9554	1.5	15.0	
34	Phosmet	3.0000	2.8590	4.7	15.0	
32	EPN	3.0000	3.6350	21.2	15.0	<-
33	Azinphos-methyl	3.0000	2.5900	13.7	15.0	
35	Azinphos-ethyl	3.0000	2.9745	0.8	15.0	
36	Coumaphos	3.0000	2.7141	9.5	15.0	

\\DenSvr03\Public\chem\GCS\GC_D2.i\0702091.B/003F0301.D
Report Date: 07/06/2009

CONTINUING CALIBRATION COMPOUNDS
PERCENT DRIFT REPORT

Instrument ID: GC_D2.i
Lab File ID: 003F0301.D
Analysis Type: NONE

Injection Date: 02-JUL-2009 18:33
Lab Sample ID: OPP L5 GSV0635
Method File: \\DenSvr03\Public\chem\GCS\GC_D2.

COMPOUND	EXPECTED CONC.	MEASURED CONC.	%D	MAX %D
27 Merphos	3.0000	3.2129	7.1	15.0
40 Total Demeton	3.0000	3.3545	11.8	15.0

Average %D = 10.6

TestAmerica

Data file : \\DenSvr03\Public\chem\GCS\GC_D2.i\0702091.B\003F0301.D
Lab Smp Id: OPP L5 GSV0635 Client Smp ID: OPP L5 GSV0635
Inj Date : 02-JUL-2009 18:33
Operator : MPK/TLW Inst ID: GC_D2.i
Smp Info : OPP L5 GSV0635
Misc Info : IS - GSV0633-09
Comment :
Method : \\DenSvr03\Public\chem\GCS\GC_D2.i\0702091.B\8141A-1.m
Meth Date : 07-Jul-2009 19:05 GC_D2.i Quant Type: ISTD
Cal Date : 26-JUN-2009 21:13 Cal File: 009F0901.D
Als bottle: 3 Continuing Calibration Sample
Dil Factor: 1.00000
Integrator: Falcon Compound Sublist: 8141A.sub
Target Version: 4.14
Processing Host: DENPC075

	Compounds	RT	EXP RT	REL RT	RESPONSE	AMOUNTS CAL-AMT (ug/mL)	AMOUNTS ON-COL (ug/mL)
	1 o,o,o-TEPT	3.255	3.254	(0.182)	267635	3.00000	3.069
	2 Dichlorvos	4.073	4.074	(0.228)	128224	3.00000	2.368
	3 Mevinphos	5.755	5.739	(0.323)	48252	3.00000	1.622
$	4 Chlormefos	5.833	5.836	(0.327)	238045	3.00000	3.510
	5 Thionazin	7.508	7.507	(0.421)	186875	3.00000	3.020
	6 Demeton-O	7.648	7.649	(0.429)	60257	0.97500	1.022
	7 Ethoprop	7.860	7.852	(0.440)	156830	3.00000	2.892
	8 Naled	8.061	8.057	(0.452)	53866	3.00000	3.866
*	9 Tributylphosphate	8.148	8.135	(1.000)	101049	2.00000	
	10 Sulfotepp	8.440	8.442	(0.473)	239502	3.00000	3.106
	11 Phorate	8.530	8.532	(0.478)	178123	3.00000	3.172
	12 Dimethoate	8.730	8.730	(0.489)	98446	3.00000	1.509(M)
	13 Demeton-S	8.853	8.846	(0.496)	110352	2.04000	2.332
	14 Simazine	8.933	8.924	(0.501)	74353	3.00000	3.364
	15 Atrazine	9.098	9.094	(0.510)	80689	3.00000	3.190
	16 propazine	9.241	9.241	(0.518)	74883	3.00000	3.208
	17 Disulfoton	9.870	9.869	(0.553)	114289	3.00000	3.016
	18 Diazinon	9.900	9.902	(0.555)	195779	3.00000	3.245
	19 Methyl Parathion	10.720	10.717	(0.601)	126762	3.00000	3.313
	20 Ronnel	11.240	11.241	(0.630)	112122	3.00000	2.835
	21 Malathion	11.808	11.804	(0.662)	111652	3.00000	3.111
	22 Fenthion	11.933	11.932	(0.669)	115885	3.00000	2.980
	23 Parathion	12.023	12.019	(0.674)	128918	3.00000	3.114
	24 Chlorpyrifos	12.068	12.067	(0.676)	165425	3.00000	3.303
	25 Trichloronate	12.495	12.496	(0.700)	147354	3.00000	3.292
	26 Anilazine	12.831	12.817	(0.719)	10077	3.00000	2.567
	27 Merphos-A (Merphos)	13.195	13.199	(0.739)	118909	3.00000	3.184
	28 Tetrachlorvinphos (Stirophos)	13.840	13.824	(0.776)	73198	3.00000	2.949
	29 Tokuthion	14.450	14.449	(0.810)	142616	3.00000	3.324
	30 Merphos-B (Merphos Oxone)	14.658	14.651	(0.821)	32621	3.00000	3.251
	31 Carbophenothion-methyl	15.240	15.239	(0.854)	98253	3.00000	2.991
	32 Fensulfothion	15.435	15.361	(0.865)	58280	3.00000	1.680(M)
	33 Bolstar / Famphur	16.056	16.053	(0.900)	240199	6.00000	5.852

	Compounds	RT	EXP RT	REL RT	RESPONSE	AMOUNTS CAL-AMT (ug/mL)	AMOUNTS ON-COL (ug/mL)
	34 Carbophenothion	16.196	16.197	(0.908)	125103	3.00000	3.038
$	35 Triphenyl phosphate	16.715	16.712	(0.937)	92486	3.00000	2.955(A)
	36 Phosmet	16.970	16.963	(0.951)	100772	3.00000	2.859
	37 EPN	17.151	17.151	(0.961)	123682	3.00000	3.635
	38 Azinphos-methyl	17.486	17.480	(0.980)	97276	3.00000	2.590
*	39 TOCP	17.845	17.846	(1.000)	61896	2.00000	
	40 Azinphos-ethyl	17.931	17.926	(1.005)	122143	3.00000	2.974
	41 Coumaphos	18.378	18.366	(1.030)	82220	3.00000	2.714
S	42 Merphos				151530	3.00000	3.213
M	43 Total Demeton				170609	3.00000	3.354

QC Flag Legend

A - Target compound detected but, quantitated amount exceeded maximum amount.
M - Compound response manually integrated.

TestAmerica

INTERNAL STANDARD COMPOUNDS
AREA AND RT SUMMARY

Instrument ID: GC_D2.i
Lab File ID: 003F0301.D
Lab Smp Id: OPP L5 GSV0635
Analysis Type: SV
Quant Type: ISTD
Operator: MPK/TLW
Method File: \\DenSvr03\Public\chem\GCS\GC_D2.i\0702091.B\8141A-1.m
Misc Info: IS - GSV0633-09

Calibration Date: 03-JUL-2009
Calibration Time: 01:50
Client Smp ID: OPP L5 GSV0635
Level:
Sample Type:

COMPOUND	STANDARD	AREA LIMIT LOWER	AREA LIMIT UPPER	SAMPLE	%DIFF
9 Tributylphosphate	105519	52760	211038	101049	-4.24
39 TOCP	66646	33323	133292	61896	-7.13

COMPOUND	STANDARD	RT LIMIT LOWER	RT LIMIT UPPER	SAMPLE	%DIFF
9 Tributylphosphate	8.16	7.66	8.66	8.15	-0.09
39 TOCP	17.85	17.35	18.35	17.85	-0.01

AREA UPPER LIMIT = +100% of internal standard area.
AREA LOWER LIMIT = - 50% of internal standard area.
RT UPPER LIMIT = + 0.50 minutes of internal standard RT.
RT LOWER LIMIT = - 0.50 minutes of internal standard RT.



Data File: \\DenSvr03\Public\chem\GCS\GC_D2,i\0702091,B\003F0301.D
Date : 02-JUL-2009 18:33
Client ID: OPP L5 GSV0635
Sample Info: OPP L5 GSV0635
Column phase: RTx-1MS

Instrument: GC_D2,i
Operator: MPK/TLW
Column diameter: 0.32

\\DenSvr03\Public\chem\GCS\GC_D2,i\0702091,B\003F0301.D

Page 4

Data File Name: 003F0301.D
Inj. Date and Time: 02-JUL-2009 18:33
Instrument ID: GC_D2.i
Client ID: OPP L5 GSV0635
Compound Name: Dimethoate
CAS #:
Report Date: 07/07/2009

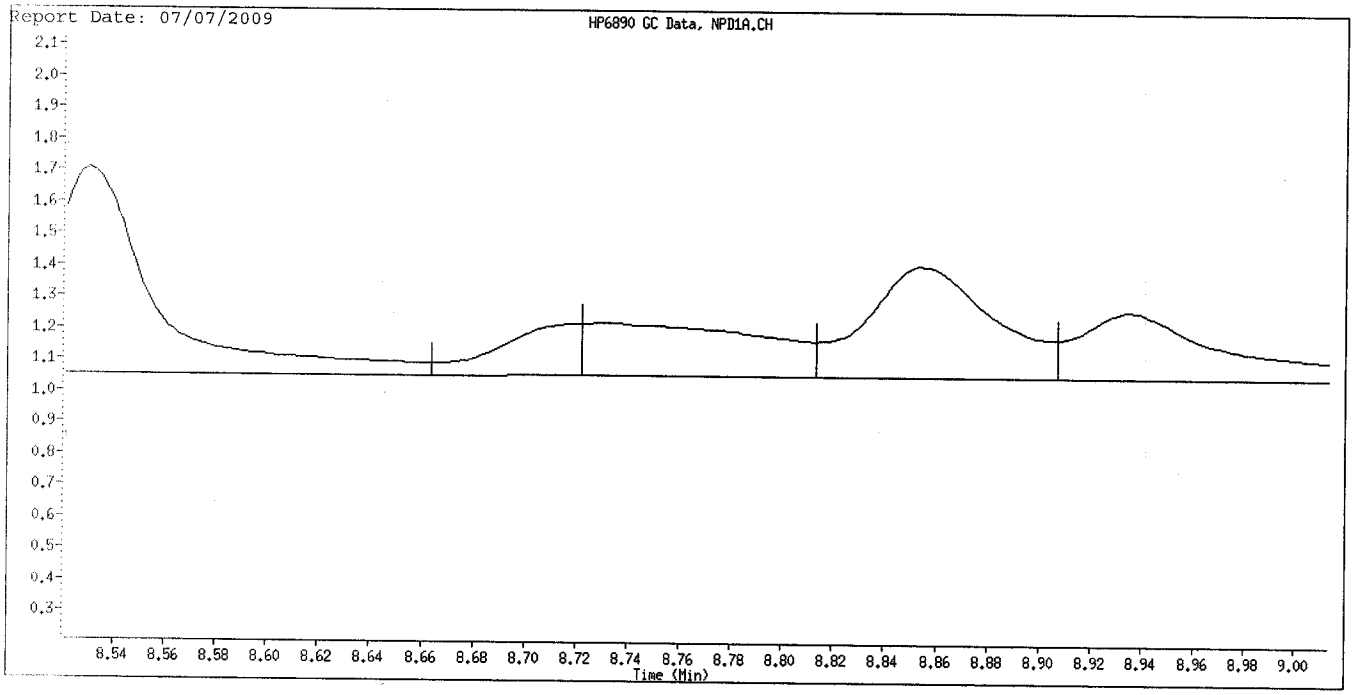

Original Integration

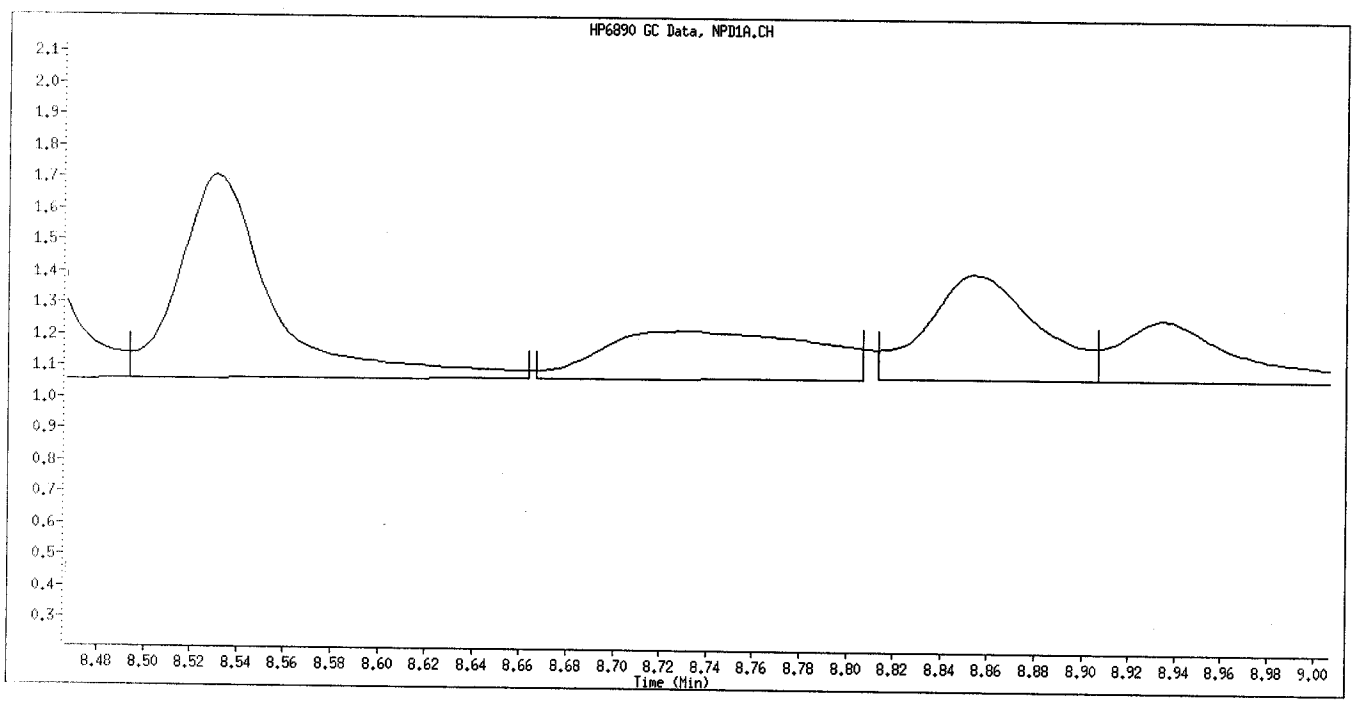

Manual Integration

Manually Integrated By: williamst
Manual Integration Reason: Unknown

Baseline

7/8/09

Inj. Date and Time: 02-JUL-2009 18:33
Instrument ID: GC_D2.i
Client ID: OPP L5 GSV0635
Compound Name: Fensulfothion
CAS #:
Report Date: 07/07/2009

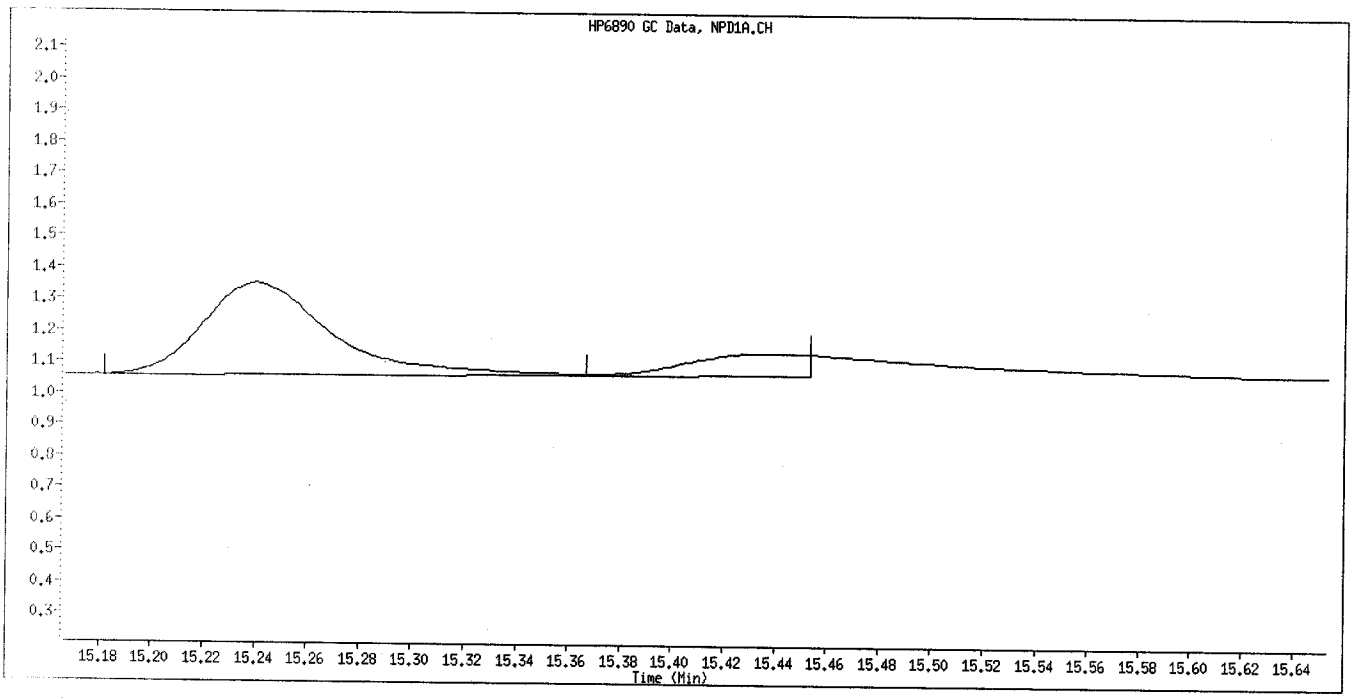

Original Integration

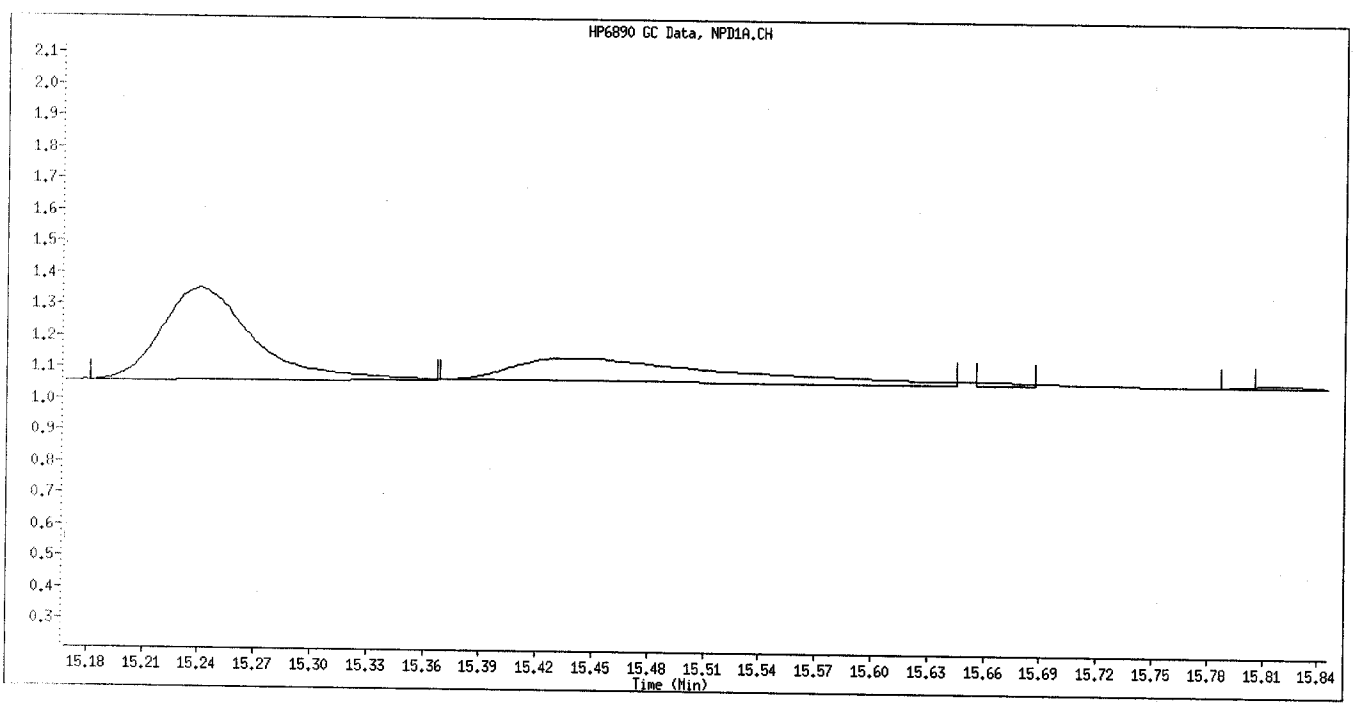

Manual Integration

Manually Integrated By: williamst
Manual Integration Reason: Baseline Event

7/8/09

vr03\Public\chem\GCS\GC_D2.i\0702092.B/019F1901.D
Report Date: 07/07/2009

CONTINUING CALIBRATION COMPOUNDS
PERCENT DRIFT REPORT

Instrument ID: GC_D2.i
Lab File ID: 019F1901.D
Analysis Type: NONE

Injection Date: 03-JUL-2009 01:50
Lab Sample ID: OPP L5 GSV0635
Method File: \\DenSvr03\Public\chem\GCS\GC_D2.

	COMPOUND	EXPECTED CONC.	MEASURED CONC.	%D	MAX %D	
1	o,o,o-TEPT	3.0000	2.8767	4.1	15.0	
2	Dichlorvos	3.0000	2.5613	14.6	15.0	
3	Chlormefos	3.0000	3.2687	9.0	15.0	
4	Mevinphos	3.0000	2.3315	22.3	15.0	<-
5	Demeton-O	0.9750	0.9656	1.0	15.0	
6	Thionazin	3.0000	2.8068	6.4	15.0	
7	Ethoprop	3.0000	2.6250	12.5	15.0	
8	Phorate	3.0000	3.3383	11.3	15.0	
10	Naled	3.0000	3.5402	18.0	15.0	<-
146	Sulfotepp	3.0000	3.1135	3.8	15.0	
10	Simazine	3.0000	2.4738	17.5	15.0	<-
12	Diazinon	3.0000	2.9861	0.5	15.0	
150	Atrazine	3.0000	3.3002	10.0	15.0	
13	Propazine	3.0000	3.1158	3.9	15.0	
14	Disulfoton	3.0000	3.2319	7.7	15.0	
15	Demeton-S	2.0400	2.2051	8.1	15.0	
16	Dimethoate	3.0000	2.6769	10.8	15.0	
17	Ronnel	3.0000	3.2063	6.9	15.0	
148	Merphos-A (Merphos)	3.0000	3.7133	23.8	999.0	
18	Chlorpyrifos	3.0000	3.1895	6.3	15.0	
19	Fenthion	3.0000	2.7392	8.7	15.0	
20	Trichloronate	3.0000	3.0963	3.2	15.0	
21	Anilazine	3.0000	2.2852	23.8	15.0	<-
23	Methyl Parathion	3.0000	3.2525	8.4	15.0	
24	Malathion	3.0000	2.9367	2.1	15.0	
25	Tokuthion	3.0000	3.0407	1.4	15.0	
26	Parathion	3.0000	3.0922	3.1	15.0	
149	Merphos-B (Merphos Oxone)	3.0000	3.2391	8.0	999.0	
27	Tetrachlorvinphos (stirophos)	3.0000	2.7420	8.6	15.0	
28	Carbophenothion methyl	3.0000	2.8042	6.5	15.0	
28	Bolstar	3.0000	3.1235	4.1	15.0	
30	Carbophenothion	3.0000	3.3193	10.6	15.0	
29	Triphenyl phosphate	3.0000	3.2074	6.9	15.0	
30	Fensulfothion	3.0000	2.3134	22.9	15.0	<-
35	Phosmet / EPN	6.0000	5.8781	2.0	15.0	
33	Famphur	3.0000	2.9101	3.0	15.0	
34	Azinphos-methyl	3.0000	2.2226	25.9	15.0	<-
35	Azinphos-ethyl	3.0000	2.7450	8.5	15.0	
36	Coumaphos	3.0000	2.6318	12.3	15.0	

\\DenSvr03\Public\chem\GCS\GC_D2.i\0702092.B/019F1901.D
Report Date: 07/07/2009

CONTINUING CALIBRATION COMPOUNDS
PERCENT DRIFT REPORT

Instrument ID: GC_D2.i
Lab File ID: 019F1901.D
Analysis Type: NONE

Injection Date: 03-JUL-2009 01:50
Lab Sample ID: OPP L5 GSV0635
Method File: \\DenSvr03\Public\chem\GCS\GC_D2.

COMPOUND	EXPECTED CONC.	MEASURED CONC.	%D	MAX %D	
22 Merphos	3.0000	3.8141	27.1	15.0	<-
40 Total Demeton	3.0000	3.1707	5.7	15.0	

Average %D = 9.79

TestAmerica

Data file : \\DenSvr03\Public\chem\GCS\GC_D2.i\0702092.B\019F1901.D
Lab Smp Id: OPP L5 GSV0635 Client Smp ID: OPP L5 GSV0635
Inj Date : 03-JUL-2009 01:50
Operator : MPK/TLW Inst ID: GC_D2.i
Smp Info : OPP L5 GSV0635
Misc Info :
Comment :
Method : \\DenSvr03\Public\chem\GCS\GC_D2.i\0702092.B\8141A-2.m
Meth Date : 07-Jul-2009 20:12 GC_D2.i Quant Type: ISTD
Cal Date : 26-JUN-2009 21:13 Cal File: 009F0901.D
Als bottle: 19 Continuing Calibration Sample
Dil Factor: 1.00000
Integrator: Falcon Compound Sublist: 8141A.sub
Target Version: 4.14
Processing Host: DENPC075

	Compounds	RT	EXP RT	REL RT	RESPONSE	AMOUNTS CAL-AMT (ug/mL)	AMOUNTS ON-COL (ug/mL)
	1 o,o,o-TEPT	4.726	4.731	(0.251)	232250	3.00000	2.877
	2 Dichlorvos	6.544	6.546	(0.348)	161466	3.00000	2.561
$	3 Chlormefos	7.381	7.384	(0.392)	207434	3.00000	3.269
	4 Mevinphos	9.239	9.234	(0.491)	99007	3.00000	2.331
	5 Demeton-O	9.732	9.734	(0.517)	39073	0.97500	0.9656
	6 Thionazin	9.984	9.984	(0.531)	178244	3.00000	2.807
	7 Ethoprop	10.502	10.499	(0.558)	124560	3.00000	2.625
	8 Phorate	10.534	10.539	(0.560)	183695	3.00000	3.338
	9 Naled	10.939	10.939	(0.581)	50111	3.00000	3.540
	10 Sulfotepp	11.014	11.017	(0.585)	258396	3.00000	3.114(A)
*	11 Tributylphosphate	11.127	11.116	(1.000)	116195	2.00000	
	12 Simazine	11.407	11.399	(0.606)	29405	3.00000	2.474(AM)
	13 Diazinon	11.539	11.541	(0.613)	133302	3.00000	2.986
	14 Atrazine	11.586	11.584	(0.616)	79845	3.00000	3.300(A)
	15 Propazine	11.746	11.747	(0.624)	64936	3.00000	3.116
	16 Disulfoton	12.047	12.049	(0.640)	141453	3.00000	3.232
	17 Demeton-S	12.129	12.124	(0.645)	115106	2.04000	2.205
	18 Dimethoate	13.306	13.282	(0.707)	157026	3.00000	2.677
	19 Ronnel	13.586	13.587	(0.722)	126596	3.00000	3.206
	20 Merphos-A (Merphos)	13.687	13.689	(1.230)	156348	3.00000	3.713(A)
	21 Chlorpyrifos	14.407	14.409	(0.766)	127730	3.00000	3.189
	22 Fenthion	14.661	14.662	(0.779)	101743	3.00000	2.739
	23 Trichloronate	14.706	14.711	(0.782)	162298	3.00000	3.096
	24 Anilazine	15.219	15.216	(0.809)	7834	3.00000	2.285
	25 Methyl Parathion	15.517	15.519	(0.825)	130425	3.00000	3.252(A)
	26 Malathion	15.724	15.724	(0.836)	110320	3.00000	2.937
	27 Tokuthion	16.344	16.344	(0.869)	133743	3.00000	3.041
	28 Parathion	16.491	16.494	(0.877)	122185	3.00000	3.092(M)
	29 Merphos-B (Merphos Oxone)	16.514	16.517	(1.484)	42060	3.00000	3.239(AM)
	30 Tetrachlorvinphos (stirophos)	16.977	16.977	(0.902)	70088	3.00000	2.742
	31 Carbophenothion methyl	17.082	17.082	(0.908)	102737	3.00000	2.804
	32 Bolstar	17.439	17.440	(0.927)	120542	3.00000	3.124
	33 Carbophenothion	17.522	17.524	(0.931)	125962	3.00000	3.319(A)

	Compounds	RT	EXP RT	REL RT	RESPONSE	AMOUNTS CAL-AMT (ug/mL)	AMOUNTS ON-COL (ug/mL)
$	34 Triphenyl phosphate	18.279	18.281	(0.972)	99877	3.00000	3.207
	35 Fensulfothion	18.566	18.559	(0.987)	66146	3.00000	2.313
*	36 TOCP	18.814	18.816	(1.000)	62418	2.00000	
	37 Phosmet / EPN	18.907	18.909	(1.005)	187075	6.00000	5.878(A)
	38 Famphur	19.007	19.011	(1.010)	119136	3.00000	2.910
	39 Azinphos-methyl	19.144	19.147	(1.018)	83236	3.00000	2.222
	40 Azinphos-ethyl	19.364	19.366	(1.029)	97909	3.00000	2.745
	41 Coumaphos	20.347	20.347	(1.081)	72173	3.00000	2.632
S	42 Merphos				198408	3.00000	3.814(A)
M	43 Total Demeton				154179	3.00000	3.171

QC Flag Legend

A - Target compound detected but, quantitated amount exceeded maximum amount.
M - Compound response manually integrated.

TestAmerica

INTERNAL STANDARD COMPOUNDS
AREA AND RT SUMMARY

Instrument ID: GC_D2.i
Lab File ID: 019F1901.D
Lab Smp Id: OPP L5 GSV0635
Analysis Type: SV
Quant Type: ISTD
Operator: MPK/TLW
Method File: \\DenSvr03\Public\chem\GCS\GC_D2.i\0702092.B\8141A-2.m
Misc Info:

Calibration Date: 03-JUL-2009
Calibration Time: 05:01
Client Smp ID: OPP L5 GSV0635
Level:
Sample Type:

COMPOUND	STANDARD	AREA LIMIT LOWER	AREA LIMIT UPPER	SAMPLE	%DIFF
11 Tributylphosphate	147589	73795	295178	116195	-21.27
36 TOCP	73608	36804	147216	62418	-15.20

COMPOUND	STANDARD	RT LIMIT LOWER	RT LIMIT UPPER	SAMPLE	%DIFF
11 Tributylphosphate	11.12	10.62	11.62	11.13	0.08
36 TOCP	18.82	18.32	19.32	18.81	-0.00

AREA UPPER LIMIT = +100% of internal standard area.
AREA LOWER LIMIT = - 50% of internal standard area.
RT UPPER LIMIT = + 0.50 minutes of internal standard RT.
RT LOWER LIMIT = - 0.50 minutes of internal standard RT.

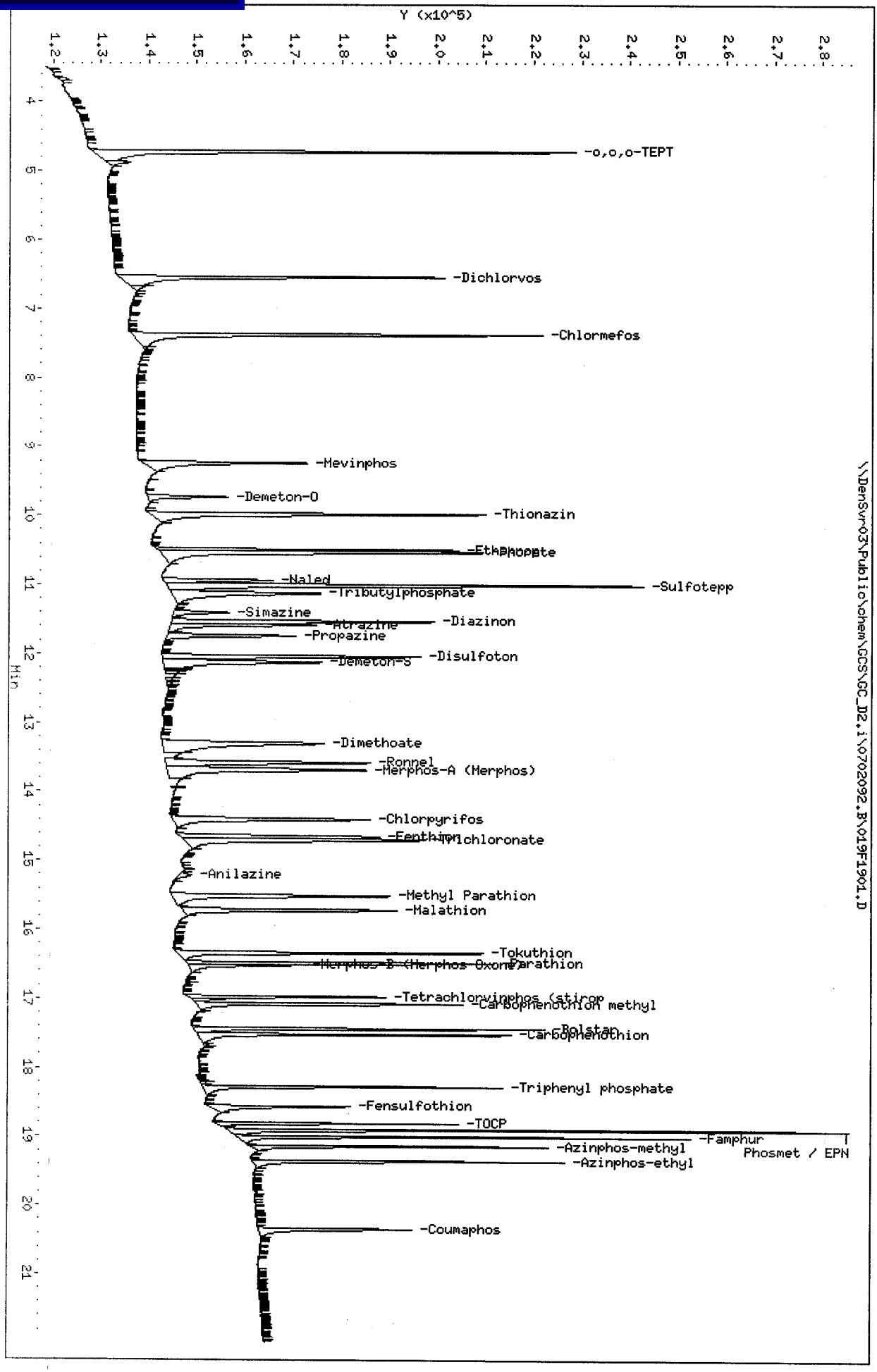

Data File: \\DenSvr03\Public\chem\GCS\GC_D2.i\070209Z.B\019F1901.D
Date : 03-JUL-2009 01:50
Client ID: OPP L5 GSV0635
Sample Info: OPP L5 GSV0635
Column phase: RTx-OPPest

Instrument: GC_D2.i
Operator: MPK/TLW
Column diameter: 0.32

Data File Name: 019F1901.D
Inj. Date and Time: 03-JUL-2009 01:50
Instrument ID: GC_D2.i
Client ID: OPP L5 GSV0635
Compound Name: Simazine
CAS #:

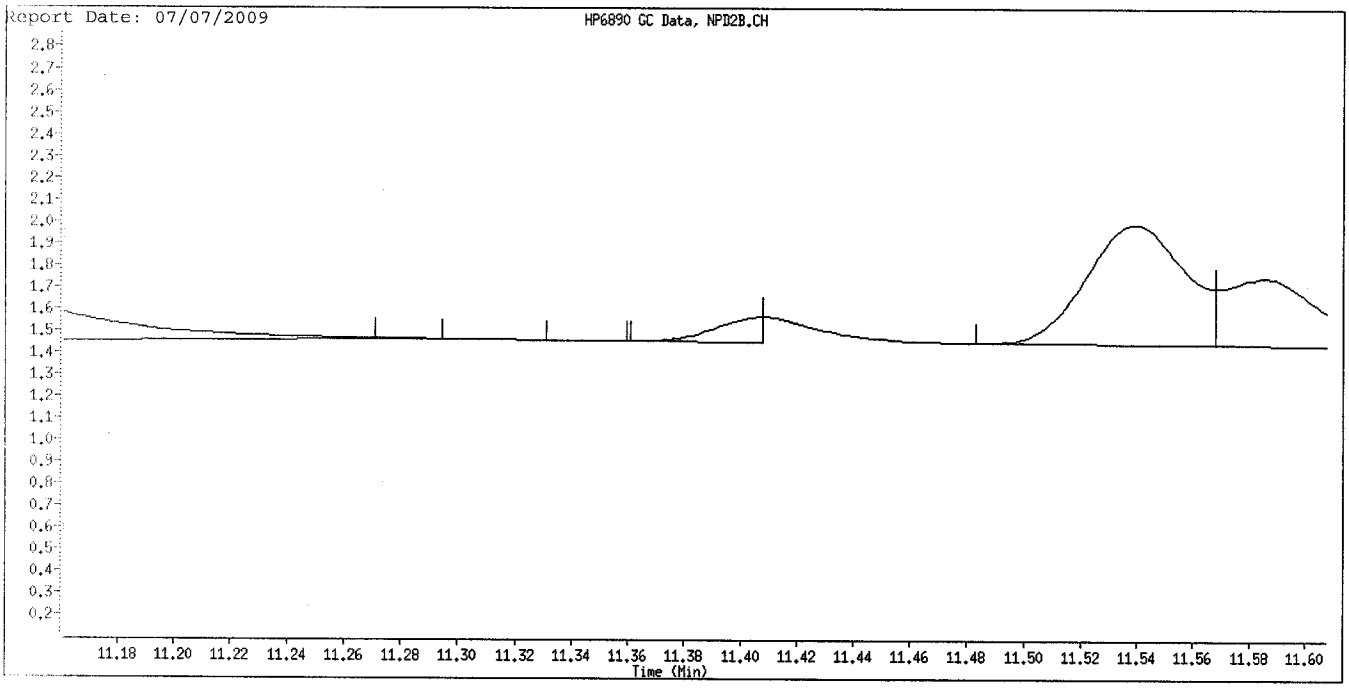

Original Integration

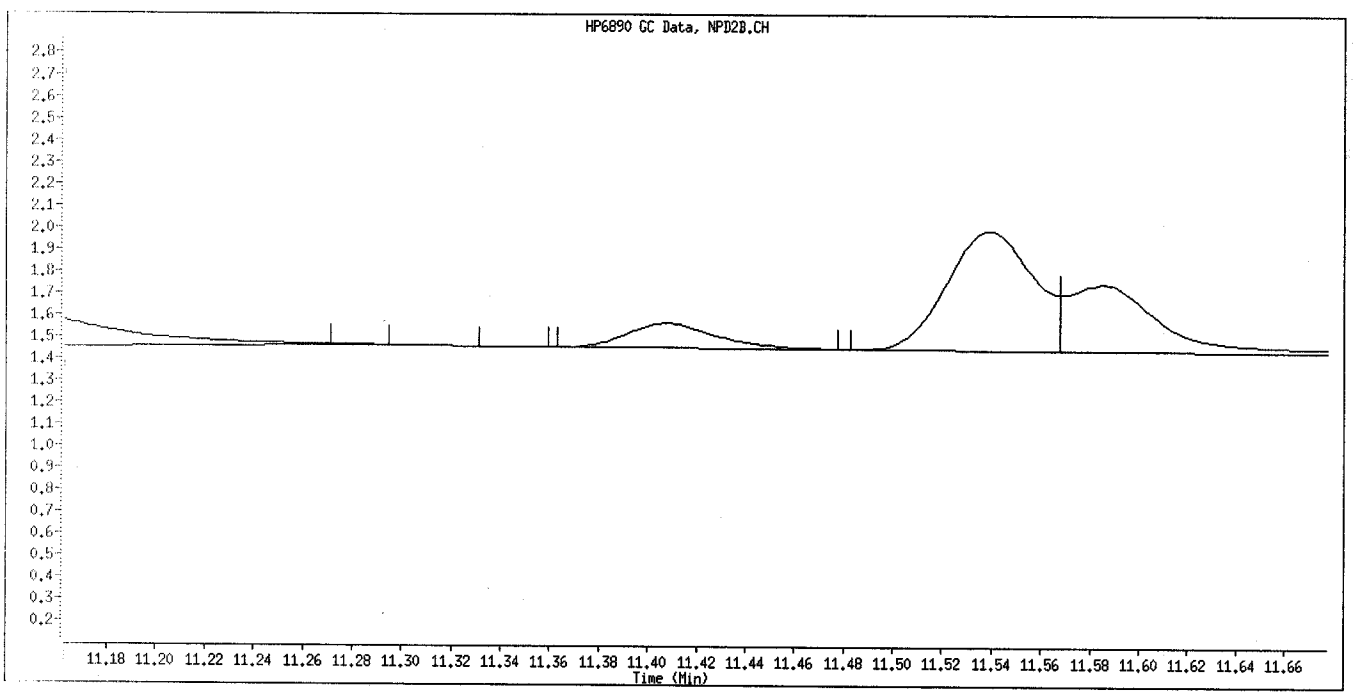

Manual Integration

Manually Integrated By: williamst
Manual Integration Reason: Baseline Event

7/8/09

Inj. Date and Time: 03-JUL-2009 01:50
Instrument ID: GC_D2.i
Client ID: OPP L5 GSV0635
Compound Name: Parathion
CAS #:
Report Date: 07/07/2009

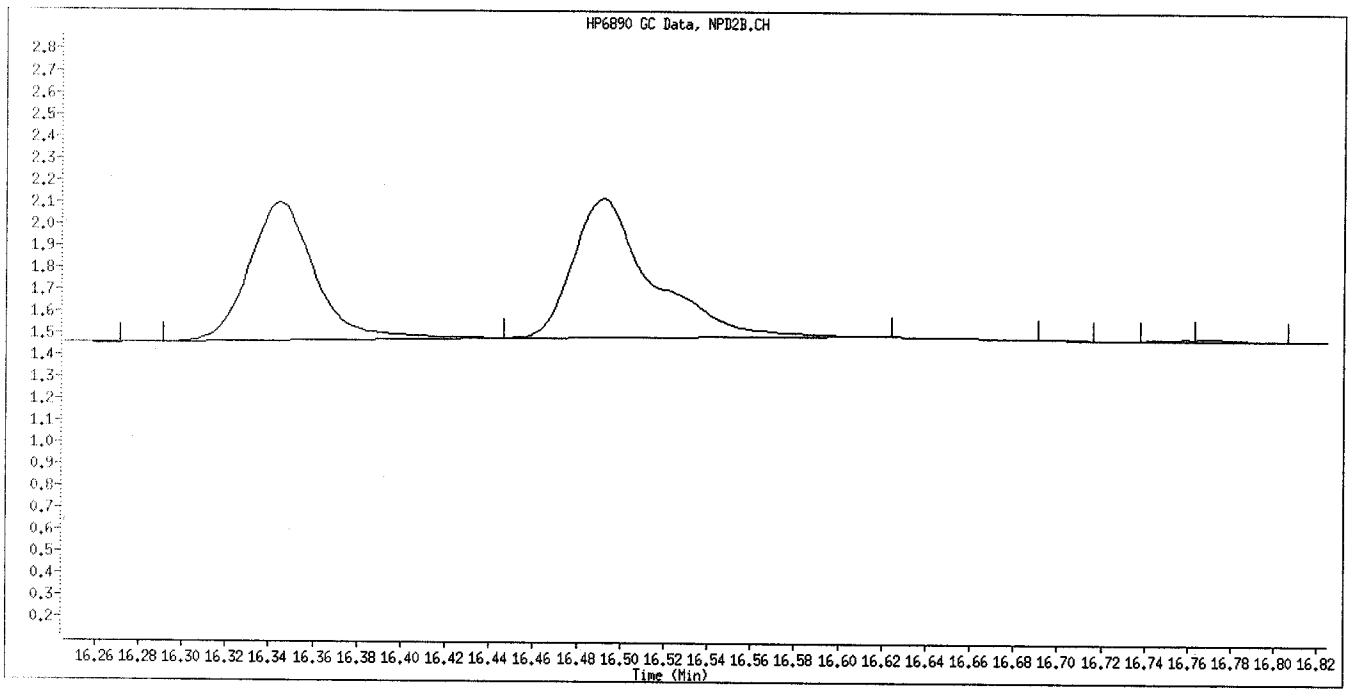

Original Integration

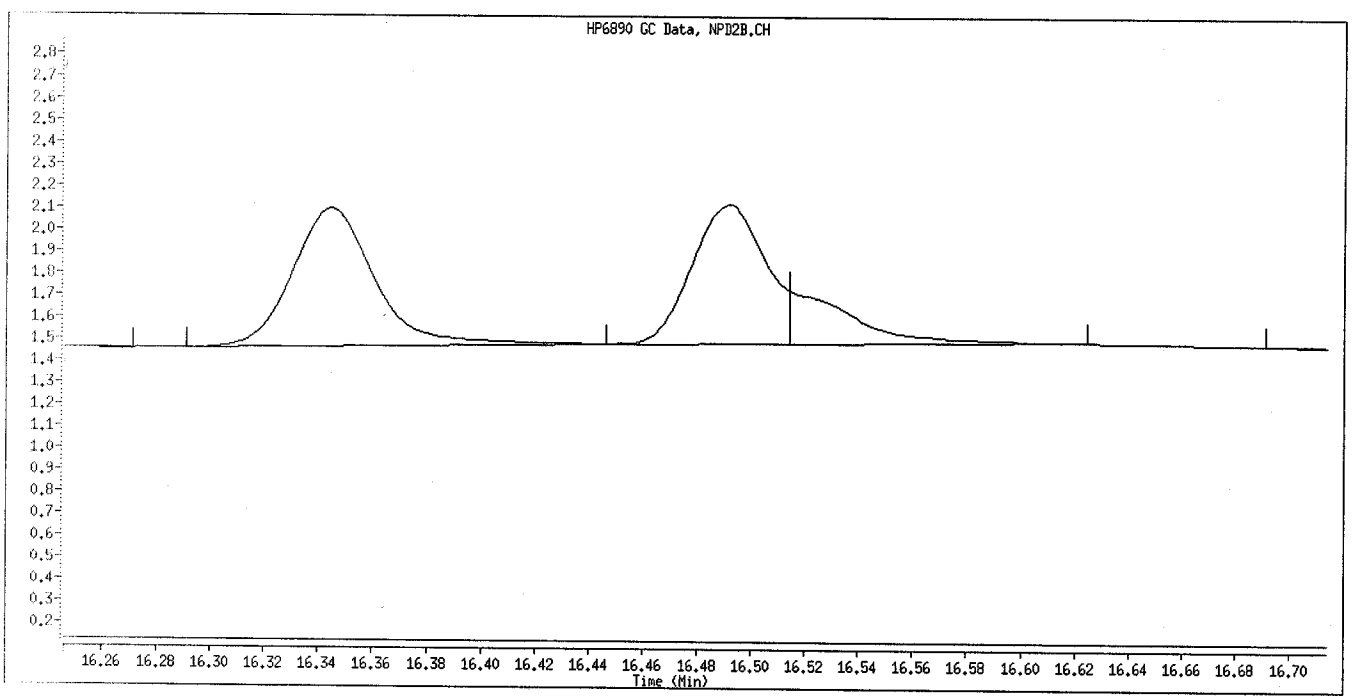

Manual Integration

Split Peak
+
BAS - Baseline Event

7/8/09

Table of Contents

Inj. Date and Time: 03-JUL-2009 01:50
Instrument ID: GC_D2.i
Client ID: OPP L5 GSV0635
Compound Name: Merphos-B (Merphos Oxone)
CAS #:
Report Date: 07/07/2009

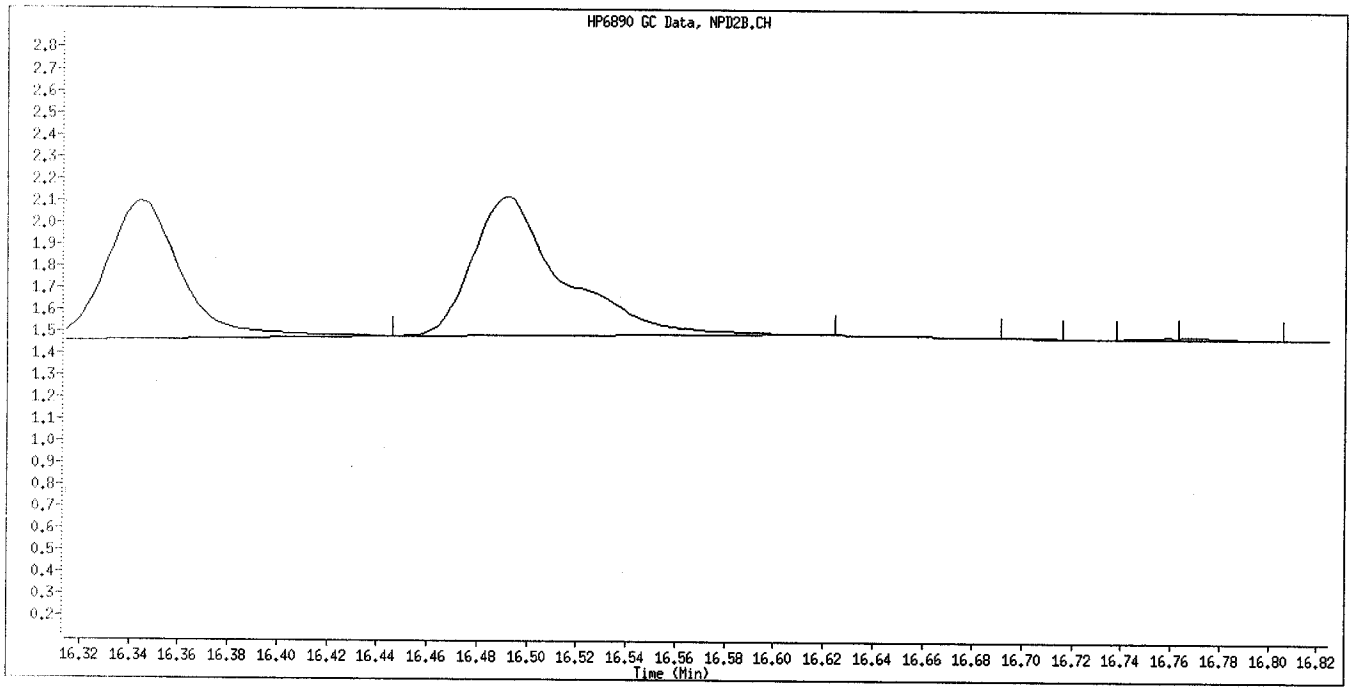

Original Integration

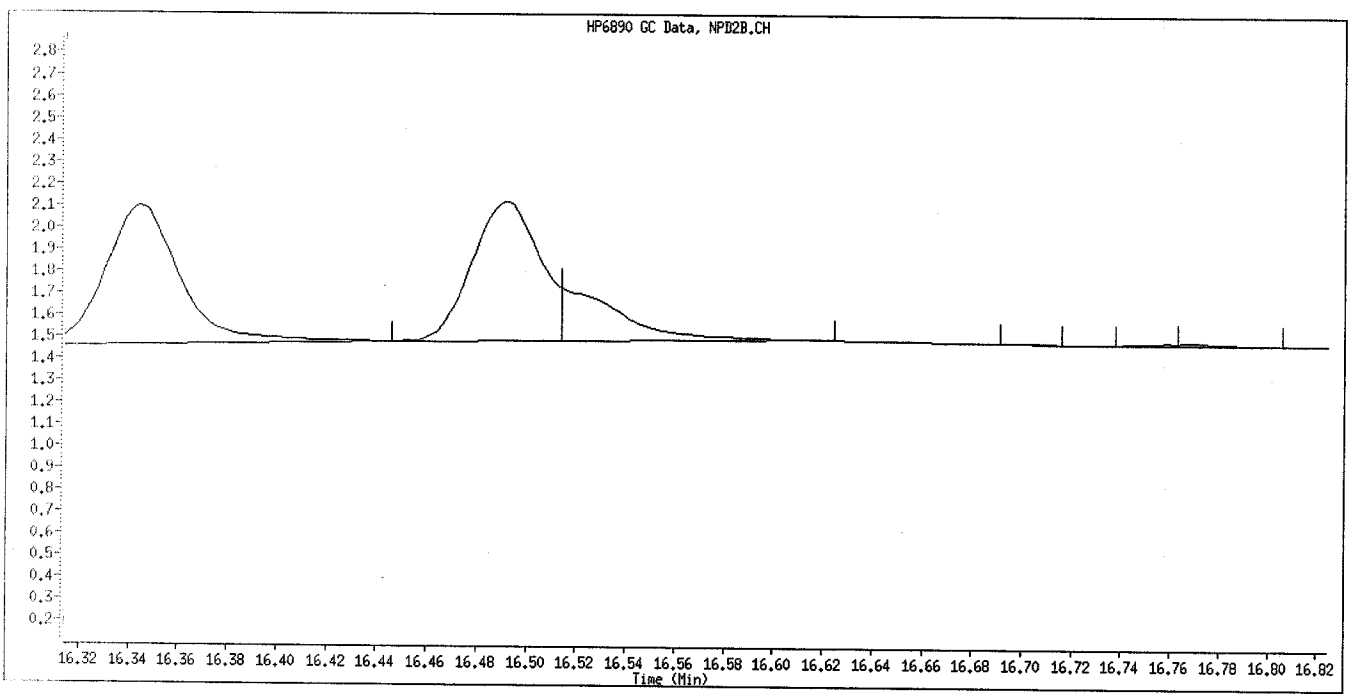

Manual Integration

Split Peak
+

yle 7/8/09

BAS - Baseline Event

Svr03\Public\chem\GCS\GC_D2.i\0702091.B/019F1901.D
Report Date: 07/06/2009

CONTINUING CALIBRATION COMPOUNDS
PERCENT DRIFT REPORT

Instrument ID: GC_D2.i
Lab File ID: 019F1901.D
Analysis Type: NONE

Injection Date: 03-JUL-2009 01:50
Lab Sample ID: OPP L5 GSV0635
Method File: \\DenSvr03\Public\chem\GCS\GC_D2.

	COMPOUND	EXPECTED CONC.	MEASURED CONC.	%D	MAX %D	
1	o,o,o-TEPT	3.0000	2.5866	13.8	15.0	
2	Dichlorvos	3.0000	2.4836	17.2	15.0	<-
3	Mevinphos	3.0000	1.3260	55.8	15.0	<-
4	Chlormefos	3.0000	3.5856	19.5	15.0	<-
5	Thionazin	3.0000	2.8382	5.4	15.0	
6	Demeton-O	0.9750	0.9621	1.3	15.0	
7	Ethoprop	3.0000	3.1201	4.0	15.0	
8	Naled	3.0000	3.7667	25.6	15.0	<-
9	Sulfotepp	3.0000	3.1436	4.8	15.0	
10	Phorate	3.0000	3.2797	9.3	15.0	
11	Dimethoate	3.0000	1.2645	57.8	15.0	<-
12	Demeton-S	2.0400	2.2864	12.1	15.0	
13	Simazine	3.0000	4.0653	35.5	15.0	<-
14	Atrazine	3.0000	3.1195	4.0	15.0	
15	propazine	3.0000	2.9041	3.2	15.0	
17	Disulfoton	3.0000	2.8805	4.0	15.0	
16	Diazinon	3.0000	2.9541	1.5	15.0	
18	Methyl Parathion	3.0000	3.1865	6.2	15.0	
19	Ronnel	3.0000	2.7464	8.5	15.0	
20	Malathion	3.0000	3.0067	0.2	15.0	
21	Fenthion	3.0000	2.9822	0.6	15.0	
22	Parathion	3.0000	2.9428	1.9	15.0	
23	Chlorpyrifos	3.0000	3.3794	12.6	15.0	
24	Trichloronate	3.0000	3.1685	5.6	15.0	
25	Anilazine	3.0000	0.9550	68.2	15.0	<-
148	Merphos-A (Merphos)	3.0000	3.1582	5.3	999.0	
26	Tetrachlorvinphos (Stirophos)	3.0000	2.6498	11.7	15.0	
28	Tokuthion	3.0000	3.2902	9.7	15.0	
149	Merphos-B (Merphos Oxone)	3.0000	3.4176	13.9	999.0	
29	Carbophenothion-methyl	3.0000	2.9717	0.9	15.0	
29	Fensulfothion	3.0000	1.2169	59.4	15.0	<-
30	Bolstar / Famphur	6.0000	5.7513	4.1	15.0	
32	Carbophenothion	3.0000	3.0572	1.9	15.0	
31	Triphenyl phosphate	3.0000	2.9428	1.9	15.0	
34	Phosmet	3.0000	2.6901	10.3	15.0	
32	EPN	3.0000	3.3813	12.7	15.0	
33	Azinphos-methyl	3.0000	2.3080	23.1	15.0	<-
35	Azinphos-ethyl	3.0000	2.8069	6.4	15.0	
36	Coumaphos	3.0000	2.3775	20.8	15.0	<-

Svr03\Public\chem\GCS\GC_D2.i\0702091.B/019F1901.D
Report Date: 07/06/2009

CONTINUING CALIBRATION COMPOUNDS
PERCENT DRIFT REPORT

Instrument ID: GC_D2.i
Lab File ID: 019F1901.D
Analysis Type: NONE

Injection Date: 03-JUL-2009 01:50
Lab Sample ID: OPP L5 GSV0635
Method File: \\DenSvr03\Public\chem\GCS\GC_D2.

COMPOUND	EXPECTED CONC.	MEASURED CONC.	%D	MAX %D
27 Merphos	3.0000	3.2280	7.6	15.0
40 Total Demeton	3.0000	3.2485	8.3	15.0

Average %D = 14.1

TestAmerica

Data file : \\DenSvr03\Public\chem\GCS\GC_D2.i\0702091.B\019F1901.D
Lab Smp Id: OPP L5 GSV0635 Client Smp ID: OPP L5 GSV0635
Inj Date : 03-JUL-2009 01:50
Operator : MPK/TLW Inst ID: GC_D2.i
Smp Info : OPP L5 GSV0635
Misc Info : IS - GSV0633-09
Comment :
Method : \\DenSvr03\Public\chem\GCS\GC_D2.i\0702091.B\8141A-1.m
Meth Date : 07-Jul-2009 19:05 GC_D2.i Quant Type: ISTD
Cal Date : 26-JUN-2009 21:13 Cal File: 009F0901.D
Als bottle: 19 Continuing Calibration Sample
Dil Factor: 1.00000
Integrator: Falcon Compound Sublist: 8141A.sub
Target Version: 4.14
Processing Host: DENPC075

	Compounds	RT	EXP RT	REL RT	RESPONSE	AMOUNTS CAL-AMT (ug/mL)	AMOUNTS ON-COL (ug/mL)
	1 o,o,o-TEPT	3.255	3.254	(0.182)	242877	3.00000	2.587
	2 Dichlorvos	4.077	4.074	(0.228)	144811	3.00000	2.484
	3 Mevinphos	5.760	5.739	(0.323)	42471	3.00000	1.326
$	4 Chlormefos	5.834	5.836	(0.327)	261807	3.00000	3.586
	5 Thionazin	7.510	7.507	(0.421)	189123	3.00000	2.838
	6 Demeton-O	7.649	7.649	(0.429)	61174	0.97500	0.9621
	7 Ethoprop	7.862	7.852	(0.441)	182195	3.00000	3.120
	8 Naled	8.064	8.057	(0.452)	56427	3.00000	3.767
*	9 Tributylphosphate	8.155	8.135	(1.000)	105519	2.00000	
	10 Sulfotepp	8.440	8.442	(0.473)	260892	3.00000	3.144
	11 Phorate	8.532	8.532	(0.478)	198332	3.00000	3.280
	12 Dimethoate	8.770	8.730	(0.491)	88832	3.00000	1.264 (M)
	13 Demeton-S	8.859	8.846	(0.496)	116470	2.04000	2.286
	14 Simazine	8.935	8.924	(0.501)	97139	3.00000	4.065
	15 Atrazine	9.099	9.094	(0.510)	84973	3.00000	3.119
	16 propazine	9.242	9.241	(0.518)	72991	3.00000	2.904
	17 Disulfoton	9.872	9.869	(0.553)	117618	3.00000	2.880
	18 Diazinon	9.900	9.902	(0.555)	191903	3.00000	2.954
	19 Methyl Parathion	10.720	10.717	(0.601)	131274	3.00000	3.186
	20 Ronnel	11.240	11.241	(0.630)	116956	3.00000	2.746
	21 Malathion	11.810	11.804	(0.662)	116232	3.00000	3.007
	22 Fenthion	11.934	11.932	(0.669)	124890	3.00000	2.982
	23 Parathion	12.025	12.019	(0.674)	131158	3.00000	2.943
	24 Chlorpyrifos	12.069	12.067	(0.676)	182228	3.00000	3.379
	25 Trichloronate	12.495	12.496	(0.700)	152699	3.00000	3.168
	26 Anilazine	12.824	12.817	(0.719)	3492	3.00000	0.9550
	27 Merphos-A (Merphos)	13.197	13.199	(0.739)	126987	3.00000	3.158
	28 Tetrachlorvinphos (Stirophos)	13.842	13.824	(0.776)	70812	3.00000	2.650
	29 Tokuthion	14.450	14.449	(0.810)	152005	3.00000	3.290
	30 Merphos-B (Merphos Oxone)	14.662	14.651	(0.822)	36938	3.00000	3.418
	31 Carbophenothion-methyl	15.244	15.239	(0.854)	105117	3.00000	2.972
	32 Fensulfothion	15.459	15.361	(0.866)	44413	3.00000	1.217 (M)
	33 Bolstar / Famphur	16.055	16.053	(0.900)	254190	6.00000	5.751

	Compounds	RT	EXP RT	REL RT	RESPONSE	AMOUNTS CAL-AMT (ug/mL)	AMOUNTS ON-COL (ug/mL)
	34 Carbophenothion	16.197	16.197	(0.908)	135553	3.00000	3.057
$	35 Triphenyl phosphate	16.717	16.712	(0.937)	99157	3.00000	2.943(A)
	36 Phosmet	16.970	16.963	(0.951)	102094	3.00000	2.690
	37 EPN	17.150	17.151	(0.961)	123753	3.00000	3.381
	38 Azinphos-methyl	17.489	17.480	(0.980)	93338	3.00000	2.308
*	39 TOCP	17.847	17.846	(1.000)	66646	2.00000	
	40 Azinphos-ethyl	17.934	17.926	(1.005)	124456	3.00000	2.807
	41 Coumaphos	18.382	18.366	(1.030)	77549	3.00000	2.377
S	42 Merphos				163925	3.00000	3.228
M	43 Total Demeton				177644	3.00000	3.248

QC Flag Legend

A - Target compound detected but, quantitated amount exceeded maximum amount.
M - Compound response manually integrated.

TestAmerica

INTERNAL STANDARD COMPOUNDS
AREA AND RT SUMMARY

Instrument ID: GC_D2.i
Lab File ID: 019F1901.D
Lab Smp Id: OPP L5 GSV0635
Analysis Type: SV
Quant Type: ISTD
Operator: MPK/TLW
Method File: \\DenSvr03\Public\chem\GCS\GC_D2.i\0702091.B\8141A-1.m
Misc Info: IS - GSV0633-09

Calibration Date: 02-JUL-2009
Calibration Time: 18:33
Client Smp ID: OPP L5 GSV0635
Level:
Sample Type:

COMPOUND	STANDARD	AREA LIMIT LOWER	AREA LIMIT UPPER	SAMPLE	%DIFF
9 Tributylphosphate	101049	50525	202098	105519	4.42
39 TOCP	61896	30948	123792	66646	7.67

COMPOUND	STANDARD	RT LIMIT LOWER	RT LIMIT UPPER	SAMPLE	%DIFF
9 Tributylphosphate	8.15	7.65	8.65	8.16	0.09
39 TOCP	17.85	17.35	18.35	17.85	0.01

AREA UPPER LIMIT = +100% of internal standard area.
AREA LOWER LIMIT = - 50% of internal standard area.
RT UPPER LIMIT = + 0.50 minutes of internal standard RT.
RT LOWER LIMIT = - 0.50 minutes of internal standard RT.



Data File: \\DenSvr03\Public\chem\GCS\GC_D2.i\0702091.B\019F1901.D
Date : 03-JUL-2009 01:50
Client ID: OPP L5 GSV0635
Sample Info: OPP L5 GSV0635
Column phase: RTx-1MS

Instrument: GC_D2.i
Operator: MPK/TLW
Column diameter: 0.32

Data File Name: 019F1901.D
Inj. Date and Time: 03-JUL-2009 01:50
Instrument ID: GC_D2.i
Client ID: OPP L5 GSV0635
Compound Name: Dimethoate
CAS #:

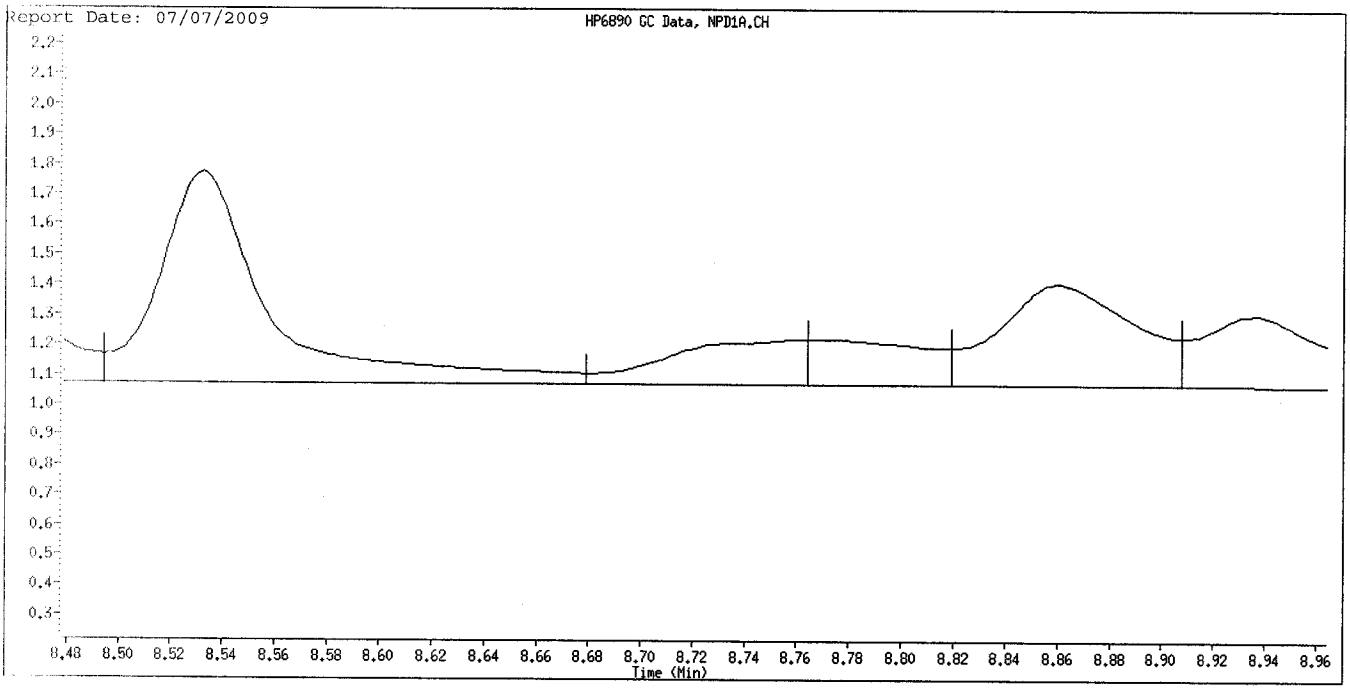

Original Integration

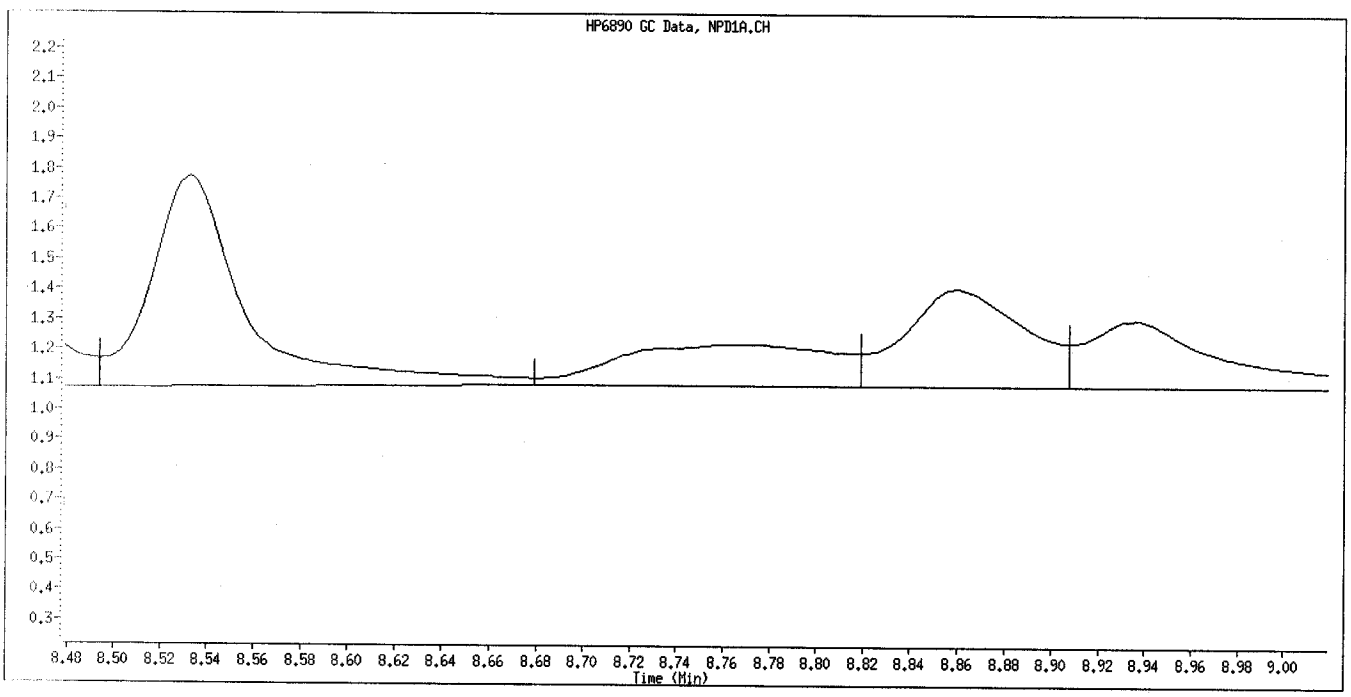

Manual Integration

Manually Integrated By: williamst
Manual Integration Reason: Baseline Event

7/8/09

Inj. Date and Time: 03-JUL-2009 01:50
Instrument ID: GC_D2.i
Client ID: OPP L5 GSV0635
Compound Name: Fensulfothion
CAS #:
Report Date: 07/07/2009

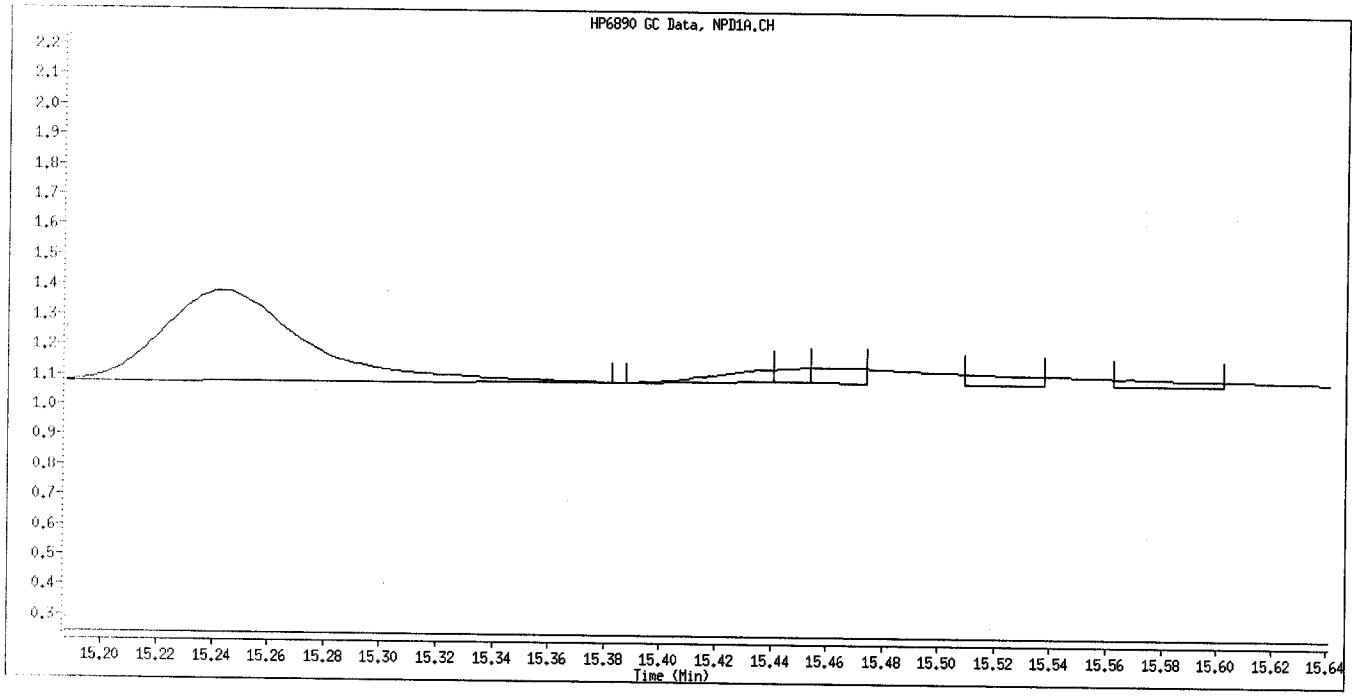

Original Integration

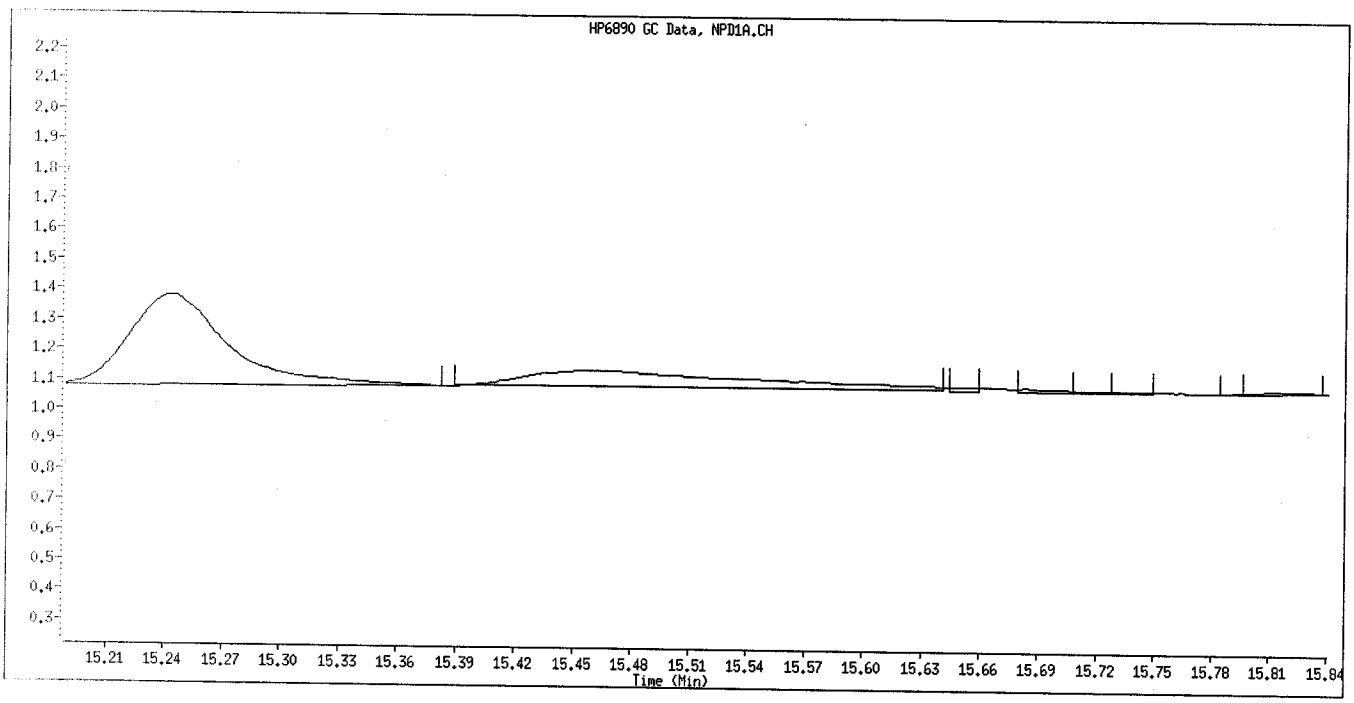

Manual Integration

Manually Integrated By: williamst
Manual Integration Reason: Baseline Event

7/8/09

GC SEMIVOLATILE SAMPLE DATA

TestAmerica

THE LEADER IN ENVIRONMENTAL TESTING

TestAmerica

Data file : \\DenSvr03\Public\chem\GCS\GC_D2.i\0702092.B\004F0401.D
Lab Smp Id: LFWQ11AA Client Smp ID: BLANK
Inj Date : 02-JUL-2009 19:00
Operator : MPK/TLW Inst ID: GC_D2.i
Smp Info : LFWQ11AA,MB
Misc Info :
Comment :
Method : \\DenSvr03\Public\chem\GCS\GC_D2.i\0702092.B\8141A-2.m
Meth Date : 07-Jul-2009 18:51 GC_D2.i Quant Type: ISTD
Cal Date : 26-JUN-2009 21:13 Cal File: 009F0901.D
Als bottle: 4 QC Sample: BLANK
Dil Factor: 1.00000
Integrator: Falcon Compound Sublist: 8141A.sub
Target Version: 4.14
Processing Host: DENPC075

Concentration Formula: Amt * DF * Vf / Vs * CpndVariable

Name	Value	Description
DF	1.000	Dilution Factor
Vf	2000.000	Final Extract Volume (uL)
Vs	1000.000	Volume of Sample Extracted (mL)
Cpnd Variable		Local Compound Variable

	Compounds	RT	EXP RT	REL RT	RESPONSE	CONCENTRATIONS ON-COLUMN (ug/mL)	CONCENTRATIONS FINAL (ug/L)
	1 o,o,o-TEPT	Compound Not Detected.					
	2 Dichlorvos	Compound Not Detected.					
$	3 Chlormefos	7.380	7.384	(0.392)	45198	0.72052	1.441
	4 Mevinphos	Compound Not Detected.					
	5 Demeton-O	Compound Not Detected.					
	6 Thionazin	Compound Not Detected.					
	7 Ethoprop	Compound Not Detected.					
	8 Phorate	Compound Not Detected.					
	9 Naled	Compound Not Detected.					
	10 Sulfotepp	11.065	11.017	(0.588)	65	8e-004	0.001585(aA)
*	11 Tributylphosphate	11.146	11.116	(1.000)	88236	2.00000	
	12 Simazine	11.370	11.399	(0.604)	85	0.00723	0.01447(aA)
	13 Diazinon	Compound Not Detected.					
	14 Atrazine	11.588	11.584	(0.616)	55	0.23455	0.4691(aA) NC
	15 Propazine	Compound Not Detected.					
	16 Disulfoton	Compound Not Detected.					
	17 Demeton-S	Compound Not Detected.					
	18 Dimethoate	Compound Not Detected.					
	19 Ronnel	Compound Not Detected.					
	20 Merphos-A (Merphos)	13.701	13.689	(1.229)	325	0.01016	0.02033(aA)
	21 Chlorpyrifos	Compound Not Detected.					
	22 Fenthion	Compound Not Detected.					

	Compounds	RT	EXP RT	REL RT	RESPONSE	CONCENTRATIONS ON-COLUMN (ug/mL)	CONCENTRATIONS FINAL (ug/L)
	23 Trichloronate	14.716	14.711	(0.782)	235	0.10964	0.2193
	24 Anilazine	Compound Not Detected.					
	25 Methyl Parathion	Compound Not Detected.					
	26 Malathion	Compound Not Detected.					
	27 Tokuthion	Compound Not Detected.					
	28 Parathion	16.500	16.494	(0.877)	53	0.00136	0.002714(a)
	29 Merphos-B (Merphos Oxone)	Compound Not Detected.					
	30 Tetrachlorvinphos (stirophos)	Compound Not Detected.					
	31 Carbophenothion methyl	Compound Not Detected.					
	32 Bolstar	Compound Not Detected.					
	33 Carbophenothion	Compound Not Detected.					
$	34 Triphenyl phosphate	18.285	18.281	(0.972)	22235	0.72236	1.445
	35 Fensulfothion	Compound Not Detected.					
*	36 TOCP	18.816	18.816	(1.000)	61699	2.00000	
	37 Phosmet / EPN	Compound Not Detected.					
	38 Famphur	Compound Not Detected.					
	39 Azinphos-methyl	Compound Not Detected.					
	40 Azinphos-ethyl	Compound Not Detected.					
	41 Coumaphos	Compound Not Detected.					
S	42 Merphos	Compound Not Detected.					
M	43 Total Demeton	Compound Not Detected.					

QC Flag Legend

a - Target compound detected but, quantitated amount Below Limit Of Quantitation(BLOQ).
A - Target compound detected but, quantitated amount exceeded maximum amount.

TestAmerica

INTERNAL STANDARD COMPOUNDS
AREA AND RT SUMMARY

Instrument ID: GC_D2.i
Lab File ID: 004F0401.D
Lab Smp Id: LFWQ11AA
Analysis Type: SV
Quant Type: ISTD
Operator: MPK/TLW
Method File: \\DenSvr03\Public\chem\GCS\GC_D2.i\0702092.B\8141A-2.m
Misc Info:

Calibration Date: 02-JUL-2009
Calibration Time: 18:33
Client Smp ID: BLANK
Level: LOW
Sample Type: WATER

COMPOUND	STANDARD	AREA LIMIT LOWER	AREA LIMIT UPPER	SAMPLE	%DIFF
11 Tributylphosphate	114231	57116	228462	88236	-22.76
36 TOCP	56306	28153	112612	61699	9.58

COMPOUND	STANDARD	RT LIMIT LOWER	RT LIMIT UPPER	SAMPLE	%DIFF
11 Tributylphosphate	11.13	10.63	11.63	11.15	0.18
36 TOCP	18.82	18.32	19.32	18.82	0.01

AREA UPPER LIMIT = +100% of internal standard area.
AREA LOWER LIMIT = - 50% of internal standard area.
RT UPPER LIMIT = + 0.50 minutes of internal standard RT.
RT LOWER LIMIT = - 0.50 minutes of internal standard RT.

TestAmerica

RECOVERY REPORT

Client Name:
Client SDG: D9F300000
Sample Matrix: LIQUID
Fraction: SV
Lab Smp Id: LFWQ11AA
Client Smp ID: BLANK
Level: LOW
Operator: MPK/TLW
Data Type: GC DATA
SampleType: BLANK
SpikeList File: fullDFCwater.spk
Quant Type: ISTD
Sublist File: 8141A.sub
Method File: \\DenSvr03\Public\chem\GCS\GC_D2.i\0702092.B\8141A-2.m
Misc Info:

SURROGATE COMPOUND	CONC ADDED ug/L	CONC RECOVERED ug/L	% RECOVERED	LIMITS
$ 3 Chlormefos	2.000	1.441	72.05	48-114
$ 34 Triphenyl phosphat	2.000	1.445	72.24	50-150

Data File: \\DenSvr03\Public\chem\GCS\GC_D2.i\0702092.B\004F0401.D
Date : 02-JUL-2009 19:00
Client ID: BLANK
Sample Info: LFWQ11AA,MB

Instrument: GC_D2.i

Operator: MPK/TLW
Column diameter: 0.32

Column phase: RTx-OPPest

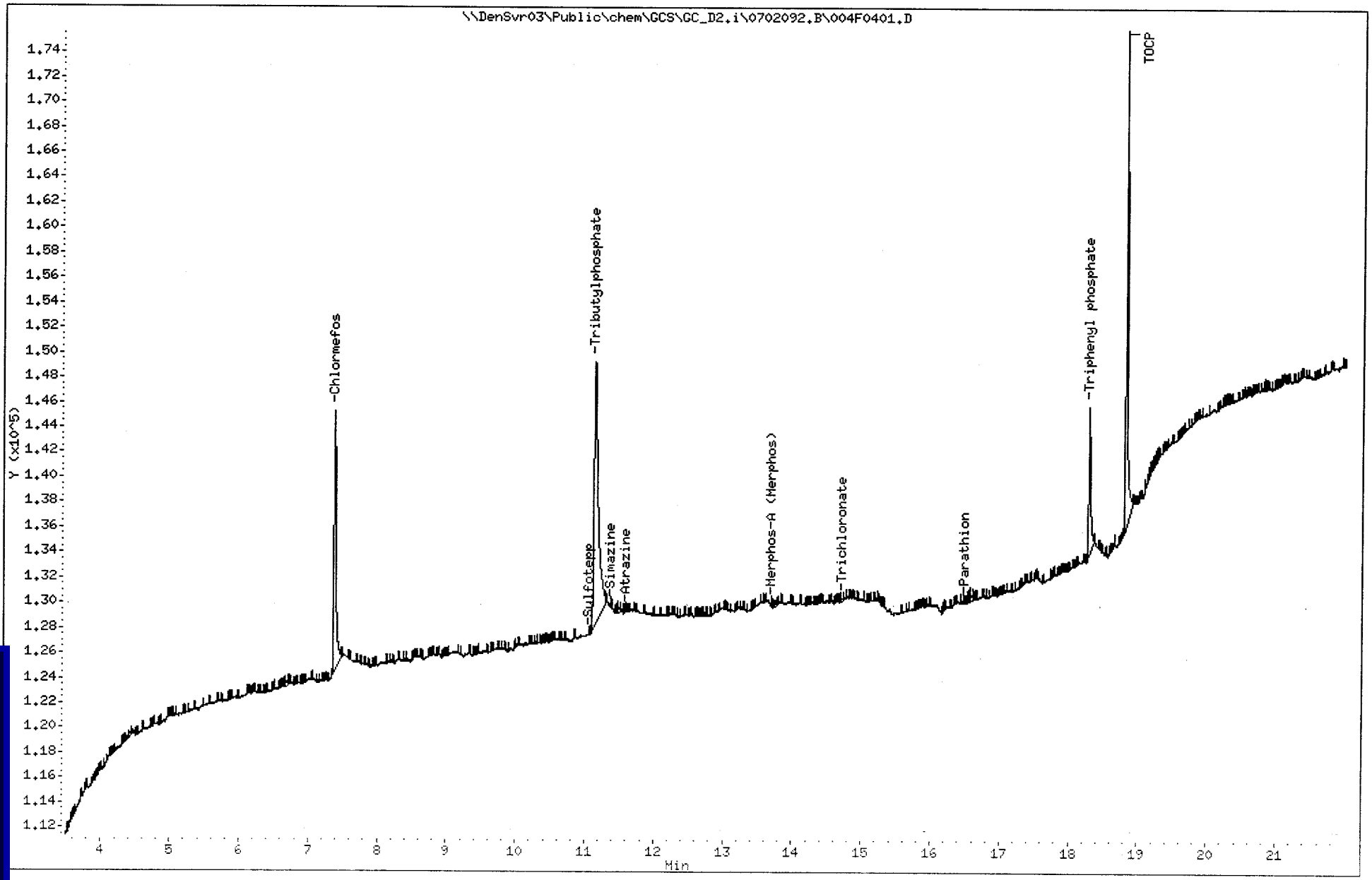

Table of Contents

TestAmerica

TestAmerica

Data file : \\DenSvr03\Public\chem\GCS\GC_D2.i\0702091.B\004F0401.D
Lab Smp Id: LFWQ11AA Client Smp ID: BLANK
Inj Date : 02-JUL-2009 19:00
Operator : MPK/TLW Inst ID: GC_D2.i
Smp Info : LFWQ11AA,MB
Misc Info : IS - GSV0633-09
Comment :
Method : \\DenSvr03\Public\chem\GCS\GC_D2.i\0702091.B\8141A-1.m
Meth Date : 07-Jul-2009 19:05 GC_D2.i Quant Type: ISTD
Cal Date : 26-JUN-2009 21:13 Cal File: 009F0901.D
Als bottle: 4 QC Sample: BLANK
Dil Factor: 1.00000
Integrator: Falcon Compound Sublist: 8141A.sub
Target Version: 4.14
Processing Host: DENPC075

Concentration Formula: Amt * DF * Vf / Vs * CpndVariable

Name	Value	Description
DF	1.000	Dilution Factor
Vf	2000.000	Final Extract Volume (uL)
Vs	1000.000	Volume of Sample extracted (mL)
Cpnd Variable		Local Compound Variable

	Compounds	RT	EXP RT	REL RT	RESPONSE	CONCENTRATIONS ON-COLUMN (ug/mL)	CONCENTRATIONS FINAL (ug/L)
1	o,o,o-TEPT	Compound Not Detected.					
2	Dichlorvos	Compound Not Detected.					
3	Mevinphos	Compound Not Detected.					
$ 4	Chlormefos	5.834	5.836	(0.327)	47624	0.61797	1.236
5	Thionazin	Compound Not Detected.					
6	Demeton-O	Compound Not Detected.					
7	Ethoprop	Compound Not Detected.					
8	Naled	8.061	8.057	(0.452)	105	0.19895	0.3979
* 9	Tributylphosphate	Compound Not Detected.					
10	Sulfotepp	Compound Not Detected.					
11	Phorate	8.529	8.532	(0.478)	2534	0.03970	0.07940
12	Dimethoate	Compound Not Detected.					
13	Demeton-S	Compound Not Detected.					
14	Simazine	Compound Not Detected.					
15	Atrazine	Compound Not Detected.					
16	propazine	Compound Not Detected.					
17	Disulfoton	Compound Not Detected.					
18	Diazinon	Compound Not Detected.					
19	Methyl Parathion	Compound Not Detected.					
20	Ronnel	Compound Not Detected.					
21	Malathion	Compound Not Detected.					
22	Fenthion	Compound Not Detected.					

		Compounds	RT	EXP RT	REL RT	RESPONSE	CONCENTRATIONS ON-COLUMN (ug/mL)	CONCENTRATIONS FINAL (ug/L)
	23	Parathion	Compound Not Detected.					
	24	Chlorpyrifos	12.078	12.067	(0.677)	63	0.00111	0.002214(a)
	25	Trichloronate	Compound Not Detected.					
	26	Anilazine	Compound Not Detected.					
	27	Merphos-A (Merphos)	13.204	13.199	(0.740)	329	0.00775	0.01550
	28	Tetrachlorvinphos (Stirophos)	13.828	13.824	(0.775)	155	0.00550	0.01099
	29	Tokuthion	Compound Not Detected.					
	30	Merphos-B (Merphos Oxone)	14.658	14.651	(0.821)	312	0.04807	0.09614
	31	Carbophenothion-methyl	Compound Not Detected.					
	32	Fensulfothion	Compound Not Detected.					
	33	Bolstar / Famphur	Compound Not Detected.					
	34	Carbophenothion	Compound Not Detected.					
$	35	Triphenyl phosphate	16.731	16.712	(0.937)	21521	0.60514	1.210
	36	Phosmet	Compound Not Detected.					
	37	EPN	Compound Not Detected.					
	38	Azinphos-methyl	Compound Not Detected.					
*	39	TOCP	17.849	17.846	(1.000)	70342	2.00000	
	40	Azinphos-ethyl	Compound Not Detected.					
	41	Coumaphos	Compound Not Detected.					
S	42	Merphos				641	0.01196	0.02392
M	43	Total Demeton	Compound Not Detected.					

QC Flag Legend

a - Target compound detected but, quantitated amount Below Limit Of Quantitation(BLOQ).

TestAmerica

INTERNAL STANDARD COMPOUNDS
AREA AND RT SUMMARY

Instrument ID: GC_D2.i
Lab File ID: 004F0401.D
Lab Smp Id: LFWQ11AA
Analysis Type: SV
Quant Type: ISTD
Operator: MPK/TLW
Calibration Date: 02-JUL-2009
Calibration Time: 18:33
Client Smp ID: BLANK
Level: LOW
Sample Type: WATER
Method File: \\DenSvr03\Public\chem\GCS\GC_D2.i\0702091.B\8141A-1.m
Misc Info: IS - GSV0633-09

COMPOUND	STANDARD	AREA LIMIT LOWER	AREA LIMIT UPPER	SAMPLE	%DIFF
9 Tributylphosphate	101049	50525	202098	0	-100.00
39 TOCP	61896	30948	123792	70342	13.65

COMPOUND	STANDARD	RT LIMIT LOWER	RT LIMIT UPPER	SAMPLE	%DIFF
9 Tributylphosphate	8.15	7.65	8.65	0.00	-100.00
39 TOCP	17.85	17.35	18.35	17.85	0.03

AREA UPPER LIMIT = +100% of internal standard area.
AREA LOWER LIMIT = - 50% of internal standard area.
RT UPPER LIMIT = + 0.50 minutes of internal standard RT.
RT LOWER LIMIT = - 0.50 minutes of internal standard RT.

TestAmerica

RECOVERY REPORT

Client Name:
Client SDG: D9F300000
Sample Matrix: LIQUID
Fraction: SV
Lab Smp Id: LFWQ11AA
Client Smp ID: BLANK
Level: LOW
Operator: MPK/TLW
Data Type: GC DATA
SampleType: BLANK
SpikeList File: fullDFCwater.spk
Quant Type: ISTD
Sublist File: 8141A.sub
Method File: \\DenSvr03\Public\chem\GCS\GC_D2.i\0702091.B\8141A-1.m
Misc Info: IS - GSV0633-09

SURROGATE COMPOUND	CONC ADDED ug/L	CONC RECOVERED ug/L	% RECOVERED	LIMITS
$ 4 Chlormefos	2.000	1.236	61.80	48-114
$ 35 Triphenyl phosphat	2.000	1.210	60.51	50-150

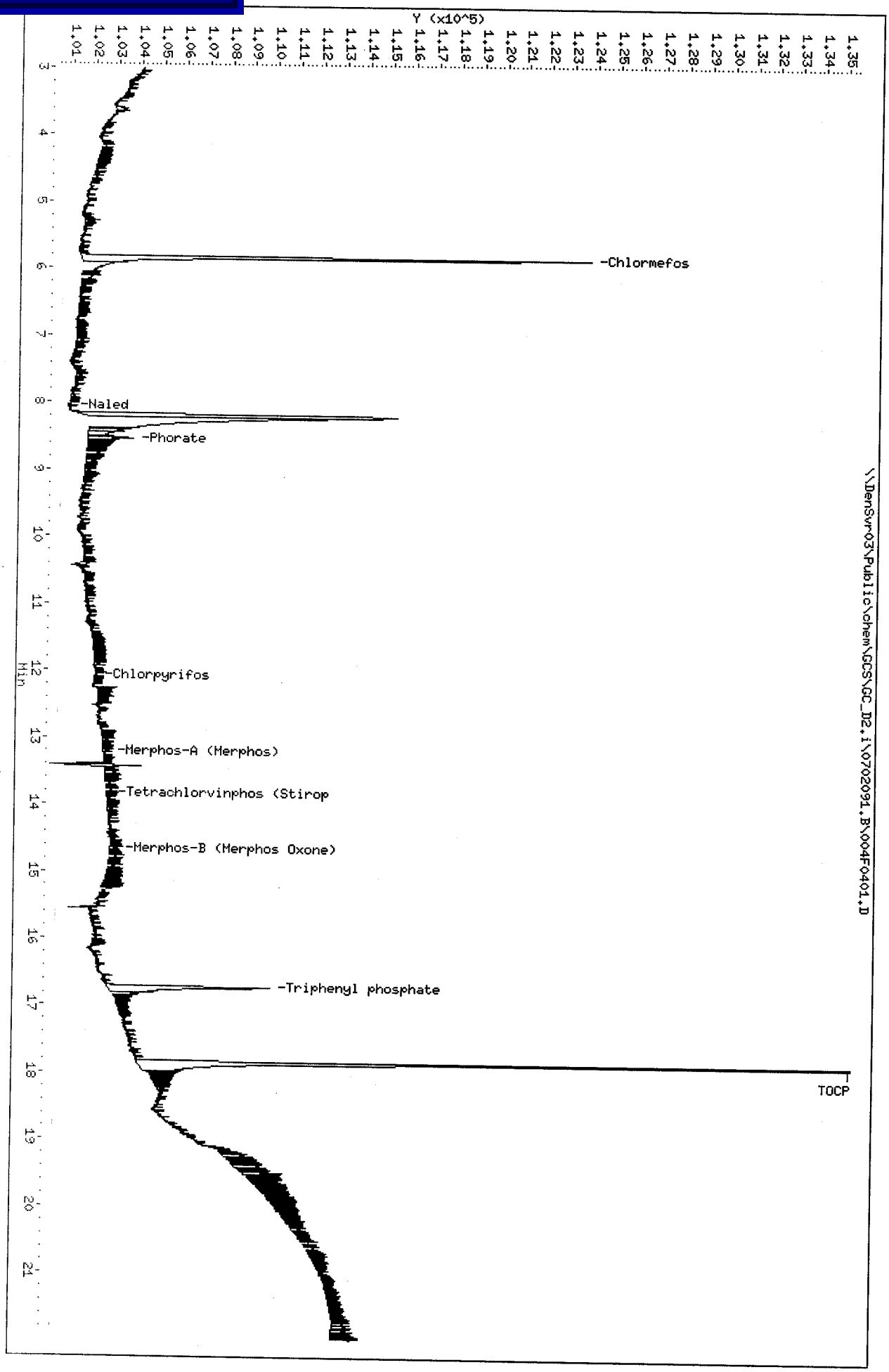
Data File: \\DenSvr03\Public\chem\GCS\GC_D2,i\0702091,B\004F0401.D
Date : 02-JUL-2009 19:00
Client ID: BLANK
Sample Info: LFWQ11AA,MB
Column phase: RTx-1MS
Instrument: GC_D2,i
Operator: MPK/TLW
Column diameter: 0.32
\\DenSvr03\Public\chem\GCS\GC_D2,i\0702091,B\004F0401.D
Y (x10^5)
Min
-Chlormefos
-Naled
-Phorate
-Chlorpyrifos
-Merphos-A (Merphos)
-Tetrachlorvinphos (Stirop
-Merphos-B (Merphos Oxone)
-Triphenyl phosphate
TOCP

TestAmerica

Data file : \\DenSvr03\Public\chem\GCS\GC_D2.i\0702092.B\005F0501.D
Lab Smp Id: LFWQ11AC Client Smp ID: LCS
Inj Date : 02-JUL-2009 19:27
Operator : MPK/TLW Inst ID: GC_D2.i
Smp Info : LFWQ11AC,LCS
Misc Info :
Comment :
Method : \\DenSvr03\Public\chem\GCS\GC_D2.i\0702092.B\8141A-2.m
Meth Date : 07-Jul-2009 18:51 GC_D2.i Quant Type: ISTD
Cal Date : 26-JUN-2009 21:13 Cal File: 009F0901.D
Als bottle: 5 QC Sample: LCS
Dil Factor: 1.00000
Integrator: Falcon Compound Sublist: 8141A.sub
Target Version: 4.14
Processing Host: DENPC075

Concentration Formula: Amt * DF * Vf / Vs * CpndVariable

Name	Value	Description
DF	1.000	Dilution Factor
Vf	2000.000	Final Extract Volume (uL)
Vs	1000.000	Volume of Sample Extracted (mL)
Cpnd Variable		Local Compound Variable

	Compounds	RT	EXP RT	REL RT	RESPONSE	CONCENTRATIONS ON-COLUMN (ug/mL)	CONCENTRATIONS FINAL (ug/L)
1	o,o,o-TEPT	4.726	4.731	(0.251)	100902	1.24392	2.488
2	Dichlorvos	6.547	6.546	(0.348)	69886	1.10337	2.207
$ 3	Chlormefos	7.381	7.384	(0.392)	34501	0.54110	1.082(R)
4	Mevinphos	9.241	9.234	(0.491)	46378	1.08700	2.174
5	Demeton-O	9.734	9.734	(0.517)	51432	1.26505	2.530
6	Thionazin	9.984	9.984	(0.530)	90613	1.42018	2.840
7	Ethoprop	10.504	10.499	(0.558)	64254	1.34773	2.695
8	Phorate	10.534	10.539	(0.559)	61977	1.12102	2.242
9	Naled	10.941	10.939	(0.581)	22805	1.75056	3.501
10	Sulfotepp	11.014	11.017	(0.585)	102646	1.23100	2.462(A)
* 11	Tributylphosphate	11.127	11.116	(1.000)	92838	2.00000	
12	Simazine	11.409	11.399	(0.606)	24990	2.09251	4.185(A)
13	Diazinon	11.541	11.541	(0.613)	64636	1.45616	2.912
14	Atrazine	11.587	11.584	(0.615)	39267	1.73402	3.468(A)
15	Propazine	11.747	11.747	(0.624)	31973	1.55661	3.113
16	Disulfoton	12.049	12.049	(0.640)	58687	1.33458	2.669
17	Demeton-S	12.121	12.124	(0.644)	148	0.12175	0.2435(R)
18	Dimethoate	13.302	13.282	(0.706)	58991	1.00093	2.002
19	Ronnel	13.587	13.587	(0.722)	62166	1.56708	3.134
20	Merphos-A (Merphos)	13.709	13.689	(1.232)	318	0.00945	0.01890(aA)
21	Chlorpyrifos	14.407	14.409	(0.765)	64980	1.61496	3.230
22	Fenthion	14.662	14.662	(0.779)	50325	1.34850	2.697

	Compounds	RT	EXP RT	REL RT	RESPONSE	CONCENTRATIONS ON-COLUMN (ug/mL)	CONCENTRATIONS FINAL (ug/L)
	23 Trichloronate	14.707	14.711	(0.781)	71337	1.41378	2.828
	24 Anilazine	15.226	15.216	(0.809)	3641	1.05647	2.113
	25 Methyl Parathion	15.517	15.519	(0.824)	67576	1.67725	3.354
	26 Malathion	15.724	15.724	(0.835)	50676	1.34264	2.685
	27 Tokuthion	16.346	16.344	(0.868)	69954	1.58297	3.166
	28 Parathion	16.494	16.494	(0.876)	61859	1.55814	3.116
	29 Merphos-B (Merphos Oxone)	16.524	16.517	(1.485)	80622	7.91559	15.83(A)
	30 Tetrachlorvinphos (stirophos)	16.986	16.977	(0.902)	44646	1.73845	3.477
	31 Carbophenothion methyl	17.091	17.082	(0.908)	62145	1.68827	3.376
	32 Bolstar	17.451	17.440	(0.927)	68761	1.77338	3.547
	33 Carbophenothion	17.534	17.524	(0.931)	63653	1.66948	3.339(A)
$	34 Triphenyl phosphate	18.296	18.281	(0.972)	27188	0.86898	1.738
	35 Fensulfothion	18.581	18.559	(0.987)	34290	1.19364	2.387
*	36 TOCP	18.831	18.816	(1.000)	62713	2.00000	
	37 Phosmet / EPN	18.926	18.909	(1.005)	118514	3.67486	7.350
	38 Famphur	19.026	19.011	(1.010)	69376	1.68664	3.373
	39 Azinphos-methyl	19.166	19.147	(1.018)	57255	1.52163	3.043
	40 Azinphos-ethyl	19.387	19.366	(1.030)	57894	1.61552	3.231
	41 Coumaphos	20.382	20.347	(1.082)	40657	1.47558	2.951
S	42 Merphos				80940	1.54863	3.097
M	43 Total Demeton				51580	1.38680	2.774

QC Flag Legend

a - Target compound detected but, quantitated amount Below Limit Of Quantitation(BLOQ).
A - Target compound detected but, quantitated amount exceeded maximum amount.
R - Spike/Surrogate failed recovery limits.

TestAmerica

INTERNAL STANDARD COMPOUNDS
AREA AND RT SUMMARY

Instrument ID: GC_D2.i
Lab File ID: 005F0501.D
Lab Smp Id: LFWQ11AC
Analysis Type: SV
Quant Type: ISTD
Operator: MPK/TLW
Method File: \\DenSvr03\Public\chem\GCS\GC_D2.i\0702092.B\8141A-2.m
Misc Info:

Calibration Date: 02-JUL-2009
Calibration Time: 18:33
Client Smp ID: LCS
Level: LOW
Sample Type: WATER

COMPOUND	STANDARD	AREA LIMIT LOWER	AREA LIMIT UPPER	SAMPLE	%DIFF
11 Tributylphosphate	114231	57116	228462	92838	-18.73
36 TOCP	56306	28153	112612	62713	11.38

COMPOUND	STANDARD	RT LIMIT LOWER	RT LIMIT UPPER	SAMPLE	%DIFF
11 Tributylphosphate	11.13	10.63	11.63	11.13	0.01
36 TOCP	18.82	18.32	19.32	18.83	0.08

AREA UPPER LIMIT = +100% of internal standard area.
AREA LOWER LIMIT = - 50% of internal standard area.
RT UPPER LIMIT = + 0.50 minutes of internal standard RT.
RT LOWER LIMIT = - 0.50 minutes of internal standard RT.

TestAmerica

RECOVERY REPORT

Client Name:
Sample Matrix: LIQUID
Lab Smp Id: LFWQ11AC
Level: LOW
Data Type: GC DATA
SpikeList File: fullDFCwater.spk
Sublist File: 8141A.sub
Method File: \\DenSvr03\Public\chem\GCS\GC_D2.i\0702092.B\8141A-2.m
Misc Info:

Client SDG: D9F300000
Fraction: SV
Client Smp ID: LCS
Operator: MPK/TLW
SampleType: LCS
Quant Type: ISTD

	SPIKE COMPOUND	CONC ADDED ug/L	CONC RECOVERED ug/L	% RECOVERED	LIMITS
	1 o,o,o-TEPT	4.000	2.488	62.20	36-119
	2 Dichlorvos	4.000	2.207	55.17	50-120
$	3 Chlormefos	2.000	1.082	54.11*	58-114
	4 Mevinphos	4.000	2.174	54.35	35-108
	5 Demeton-O	2.800	2.530	90.36	36-119
	6 Thionazin	4.000	2.840	71.01	65-116
	7 Ethoprop	4.000	2.695	67.39	36-119
	8 Phorate	4.000	2.242	56.05	36-119
	9 Naled	4.000	3.501	87.53	36-119
	10 Sulfotepp	4.000	2.462	61.55	36-119
	12 Simazine	4.000	4.185	104.63	36-119
	13 Diazinon	4.000	2.912	72.81	36-119
	14 Atrazine	4.000	3.468	86.70	36-119
	15 Propazine	4.000	3.113	77.83	36-119
	16 Disulfoton	4.000	2.669	66.73	61-103
	17 Demeton-S	1.200	0.2435	20.29*	36-119
	18 Dimethoate	4.000	2.002	50.05	28-82
	19 Ronnel	4.000	3.134	78.35	62-99
	21 Chlorpyrifos	4.000	3.230	80.75	66-101
	22 Fenthion	4.000	2.697	67.43	36-119
	23 Trichloronate	4.000	2.828	70.69	36-119
	24 Anilazine	4.000	2.113	52.82	36-119
	25 Methyl Parathion	4.000	3.354	83.86	36-119
	26 Malathion	4.000	2.685	67.13	36-119
	27 Tokuthion	4.000	3.166	79.15	36-119
	28 Parathion	4.000	3.116	77.91	36-119
	30 Tetrachlorvinphos	4.000	3.477	86.92	36-119
	31 Carbophenothion me	4.000	3.376	84.41	36-119
	32 Bolstar	4.000	3.547	88.67	36-119
	33 Carbophenothion	4.000	3.339	83.47	36-119
$	34 Triphenyl phosphat	2.000	1.738	86.90	36-119
	35 Fensulfothion	4.000	2.387	59.68	20-105
	37 Phosmet / EPN	8.000	7.350	91.87	36-119
	38 Famphur	4.000	3.373	84.33	61-108
	39 Azinphos-methyl	4.000	3.043	76.08	55-103
	40 Azinphos-ethyl	4.000	3.231	80.78	36-119
	41 Coumaphos	4.000	2.951	73.78	36-119
S	42 Merphos	4.000	3.097	77.43	36-119
M	43 Total Demeton	4.000	2.774	69.34	47-100

TestAmerica

RECOVERY REPORT

Client Name:
Client SDG: D9F300000
Sample Matrix: LIQUID
Fraction: SV
Lab Smp Id: LFWQ11AC
Client Smp ID: LCS
Level: LOW
Operator: MPK/TLW
Data Type: GC DATA
SampleType: LCS
SpikeList File: fullDFCwater.spk
Quant Type: ISTD
Sublist File: 8141A.sub
Method File: \\DenSvr03\Public\chem\GCS\GC_D2.i\0702092.B\8141A-2.m
Misc Info:

SURROGATE COMPOUND	CONC ADDED ug/L	CONC RECOVERED ug/L	% RECOVERED	LIMITS
$ 3 Chlormefos	2.000	1.082	54.11	48-114
$ 34 Triphenyl phosphat	2.000	1.738	86.90	50-150

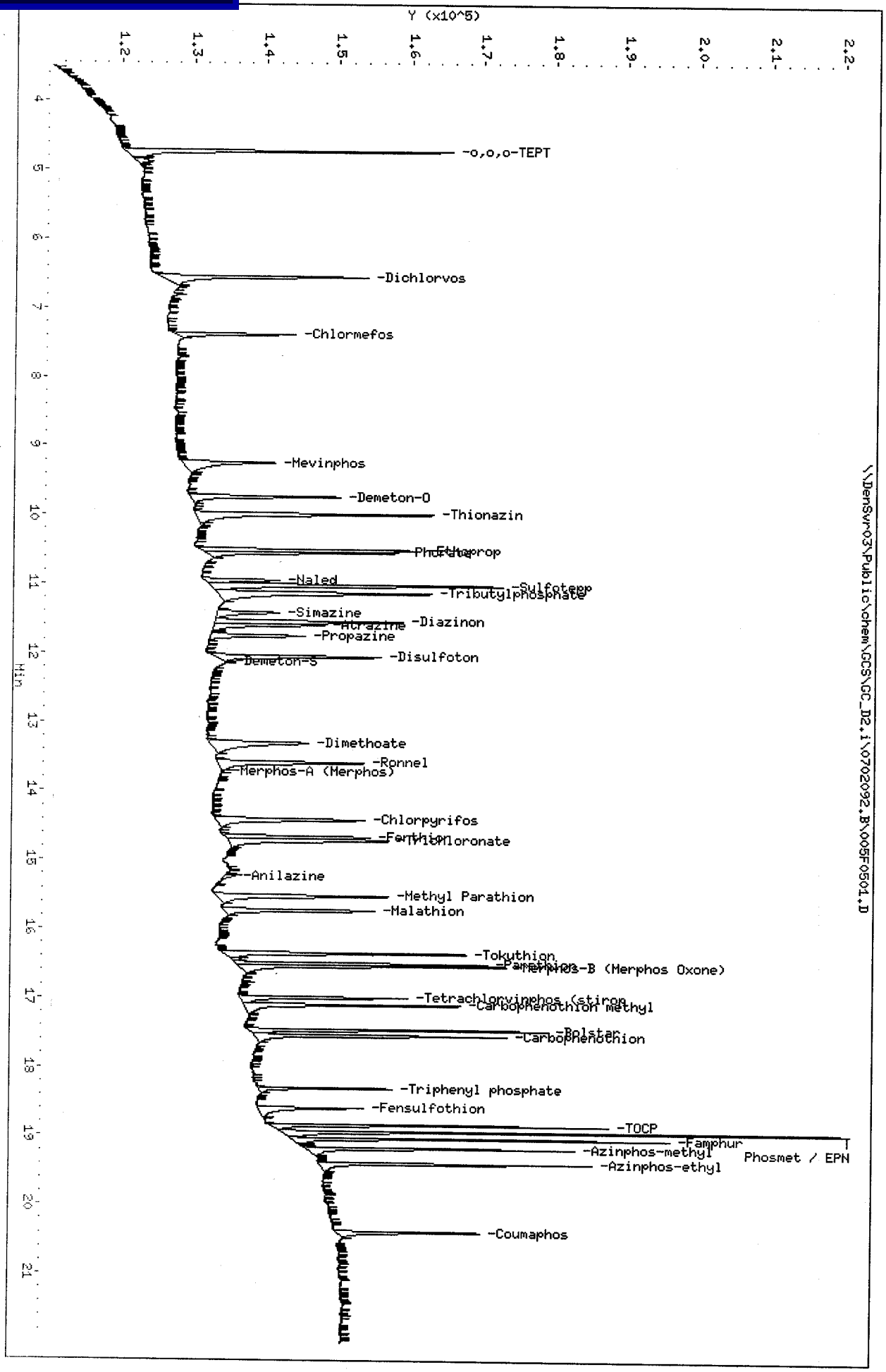

Data File: \\DenSvr03\Public\chem\GCS\GC_D2.i\0702092.B\005F0501.D
Date : 02-JUL-2009 19:27
Client ID: LCS
Sample Info: LFWQ11AC,LCS
Column phase: RTx-OPPest

Instrument: GC_D2.i
Operator: MPK/TLW
Column diameter: 0.32

TestAmerica

Data file : \\DenSvr03\Public\chem\GCS\GC_D2.i\0702091.B\005F0501.D
Lab Smp Id: LFWQ11AC Client Smp ID: LCS
Inj Date : 02-JUL-2009 19:27
Operator : MPK/TLW Inst ID: GC_D2.i
Smp Info : LFWQ11AC,LCS
Misc Info : IS - GSV0633-09
Comment :
Method : \\DenSvr03\Public\chem\GCS\GC_D2.i\0702091.B\8141A-1.m
Meth Date : 07-Jul-2009 19:05 GC_D2.i Quant Type: ISTD
Cal Date : 26-JUN-2009 21:13 Cal File: 009F0901.D
Als bottle: 5 QC Sample: LCS
Dil Factor: 1.00000
Integrator: Falcon Compound Sublist: 8141A.sub
Target Version: 4.14
Processing Host: DENPC075

Concentration Formula: Amt * DF * Vf / Vs * CpndVariable

Name	Value	Description
DF	1.000	Dilution Factor
Vf	2000.000	Final Extract Volume (uL)
Vs	1000.000	Volume of Sample extracted (mL)
Cpnd Variable		Local Compound Variable

	Compounds	RT	EXP RT	REL RT	RESPONSE	CONCENTRATIONS ON-COLUMN (ug/mL)	CONCENTRATIONS FINAL (ug/L)
	1 o,o,o-TEPT	3.259	3.254	(0.182)	106876	1.15339	2.307
	2 Dichlorvos	4.085	4.074	(0.229)	63530	1.10408	2.208
	3 Mevinphos	Compound Not Detected.					
$	4 Chlormefos	5.834	5.836	(0.327)	57291	0.79509	1.590
	5 Thionazin	7.514	7.507	(0.421)	90475	1.37586	2.752
	6 Demeton-O	7.649	7.649	(0.428)	72962	1.16817	2.336
	7 Ethoprop	7.864	7.852	(0.440)	94297	1.63636	3.273
	8 Naled	8.067	8.057	(0.452)	27232	1.94050	3.881
*	9 Tributylphosphate	8.149	8.135	(1.000)	113376	2.00000	
	10 Sulfotepp	8.442	8.442	(0.473)	102506	1.20984	2.420(R)
	11 Phorate	8.532	8.532	(0.478)	66820	1.11967	2.239(R)
	12 Dimethoate	8.732	8.730	(0.489)	45174	0.65161	1.303
	13 Demeton-S	Compound Not Detected.					
	14 Simazine	8.940	8.924	(0.501)	41369	1.79972	3.599
	15 Atrazine	9.102	9.094	(0.510)	39548	1.47121	2.942
	16 propazine	9.244	9.241	(0.518)	36813	1.48420	2.968
	17 Disulfoton	9.870	9.869	(0.553)	50670	1.23573	2.471
	18 Diazinon	9.904	9.902	(0.555)	100865	1.57339	3.147
	19 Methyl Parathion	10.722	10.717	(0.600)	67045	1.64909	3.298
	20 Ronnel	11.240	11.241	(0.629)	56783	1.35115	2.702
	21 Malathion	11.810	11.804	(0.661)	53762	1.38729	2.774
	22 Fenthion	11.935	11.932	(0.668)	59968	1.45103	2.902

	Compounds	RT	EXP RT	REL RT	RESPONSE	CONCENTRATIONS ON-COLUMN (ug/mL)	CONCENTRATIONS FINAL (ug/L)
	23 Parathion	12.025	12.019	(0.673)	66694	1.51634	3.033
	24 Chlorpyrifos	12.069	12.067	(0.676)	93646	1.75980	3.520
	25 Trichloronate	12.495	12.496	(0.700)	70894	1.49063	2.981
	26 Anilazine	12.832	12.817	(0.719)	7161	1.83254	3.665
	27 Merphos-A (Merphos)	13.210	13.199	(0.740)	106	0.00267	0.005343
	28 Tetrachlorvinphos (Stirophos)	13.839	13.824	(0.775)	44395	1.68340	3.367
	29 Tokuthion	14.450	14.449	(0.809)	75689	1.66016	3.320
	30 Merphos-B (Merphos Oxone)	14.655	14.651	(0.821)	81442	7.60984	15.22(A)
	31 Carbophenothion-methyl	15.244	15.239	(0.854)	55635	1.56269	3.125
	32 Fensulfothion	Compound Not Detected.					
	33 Bolstar / Famphur	16.057	16.053	(0.899)	144882	3.32176	6.644
	34 Carbophenothion	16.197	16.197	(0.907)	71611	1.63658	3.273
$	35 Triphenyl phosphate	16.722	16.712	(0.936)	30110	0.90550	1.811
	36 Phosmet	16.977	16.963	(0.951)	64218	1.71464	3.429
	37 EPN	17.160	17.151	(0.961)	74262	2.07537	4.151
	38 Azinphos-methyl	17.499	17.480	(0.980)	55558	1.39211	2.784
*	39 TOCP	17.859	17.846	(1.000)	65770	2.00000	
	40 Azinphos-ethyl	17.947	17.926	(1.005)	72986	1.60785	3.216
	41 Coumaphos	18.394	18.366	(1.030)	47970	1.49025	2.980
S	42 Merphos				81548	1.62723	3.254
M	43 Total Demeton				72962	1.16817	2.336

QC Flag Legend

A - Target compound detected but, quantitated amount exceeded maximum amount.
R - Spike/Surrogate failed recovery limits.

TestAmerica

INTERNAL STANDARD COMPOUNDS
AREA AND RT SUMMARY

Instrument ID: GC_D2.i
Lab File ID: 005F0501.D
Lab Smp Id: LFWQ11AC
Analysis Type: SV
Quant Type: ISTD
Operator: MPK/TLW
Calibration Date: 02-JUL-2009
Calibration Time: 18:33
Client Smp ID: LCS
Level: LOW
Sample Type: WATER
Method File: \\DenSvr03\Public\chem\GCS\GC_D2.i\0702091.B\8141A-1.m
Misc Info: IS - GSV0633-09

COMPOUND	STANDARD	AREA LIMIT LOWER	AREA LIMIT UPPER	SAMPLE	%DIFF
9 Tributylphosphate	101049	50525	202098	113376	12.20
39 TOCP	61896	30948	123792	65770	6.26

COMPOUND	STANDARD	RT LIMIT LOWER	RT LIMIT UPPER	SAMPLE	%DIFF
9 Tributylphosphate	8.15	7.65	8.65	8.15	0.01
39 TOCP	17.85	17.35	18.35	17.86	0.08

AREA UPPER LIMIT = +100% of internal standard area.
AREA LOWER LIMIT = - 50% of internal standard area.
RT UPPER LIMIT = + 0.50 minutes of internal standard RT.
RT LOWER LIMIT = - 0.50 minutes of internal standard RT.

TestAmerica

RECOVERY REPORT

Client Name:
Sample Matrix: LIQUID
Lab Smp Id: LFWQ11AC
Level: LOW
Data Type: GC DATA
SpikeList File: fullDFCwater.spk
Sublist File: 8141A.sub
Method File: \\DenSvr03\Public\chem\GCS\GC_D2.i\0702091.B\8141A-1.m
Misc Info: IS - GSV0633-09

Client SDG: D9F300000
Fraction: SV
Client Smp ID: LCS
Operator: MPK/TLW
SampleType: LCS
Quant Type: ISTD

	SPIKE COMPOUND	CONC ADDED ug/L	CONC RECOVERED ug/L	% RECOVERED	LIMITS
	1 o,o,o-TEPT	4.000	2.307	57.67	36-119
	2 Dichlorvos	4.000	2.208	55.20	50-120
	3 Mevinphos	4.000	0.0000	*	35-108
$	4 Chlormefos	2.000	1.590	79.51	48-114
	5 Thionazin	4.000	2.752	68.79	65-116
	6 Demeton-O	2.792	2.336	83.68	36-119
	7 Ethoprop	4.000	3.273	81.82	65-108
	8 Naled	4.000	3.881	97.02	36-119
	10 Sulfotepp	4.000	2.420	60.49*	69-103
	11 Phorate	4.000	2.239	55.98*	62-104
	12 Dimethoate	4.000	1.303	32.58	28-115
	13 Demeton-S	1.208	0.0000	*	36-119
	14 Simazine	4.000	3.599	89.99	47-109
	15 Atrazine	4.000	2.942	73.56	36-119
	16 propazine	4.000	2.968	74.21	36-119
	18 Diazinon	4.000	3.147	78.67	36-119
	17 Disulfoton	4.000	2.471	61.79	36-119
	19 Methyl Parathion	4.000	3.298	82.45	68-119
	20 Ronnel	4.000	2.702	67.56	62-115
	21 Malathion	4.000	2.774	69.36	67-115
	22 Fenthion	4.000	2.902	72.55	36-119
	23 Parathion	4.000	3.033	75.82	36-119
	24 Chlorpyrifos	4.000	3.520	87.99	36-119
	25 Trichloronate	4.000	2.981	74.53	36-119
	26 Anilazine	4.000	3.665	91.63	47-115
S	42 Merphos	4.000	3.254	81.36	36-119
	28 Tetrachlorvinphos	4.000	3.367	84.17	36-119
	29 Tokuthion	4.000	3.320	83.01	36-119
	31 Carbophenothion-me	4.000	3.125	78.13	36-119
	32 Fensulfothion	4.000	0.0000	*	61-115
	33 Bolstar / Famphur	8.000	6.644	83.04	36-119
	34 Carbophenothion	4.000	3.273	81.83	36-119
$	35 Triphenyl phosphat	2.000	1.811	90.55	50-150
	36 Phosmet	4.000	3.429	85.73	36-119
	37 EPN	4.000	4.151	103.77	36-119
	38 Azinphos-methyl	4.000	2.784	69.61	55-115
	40 Azinphos-ethyl	4.000	3.216	80.39	36-119
	41 Coumaphos	4.000	2.980	74.51	62-115
M	43 Total Demeton	4.000	2.336	58.41	47-115

TestAmerica

RECOVERY REPORT

Client Name: Client SDG: D9F300000
Sample Matrix: LIQUID Fraction: SV
Lab Smp Id: LFWQ11AC Client Smp ID: LCS
Level: LOW Operator: MPK/TLW
Data Type: GC DATA SampleType: LCS
SpikeList File: fullDFCwater.spk Quant Type: ISTD
Sublist File: 8141A.sub
Method File: \\DenSvr03\Public\chem\GCS\GC_D2.i\0702091.B\8141A-1.m
Misc Info: IS - GSV0633-09

SURROGATE COMPOUND	CONC ADDED ug/L	CONC RECOVERED ug/L	% RECOVERED	LIMITS
$ 4 Chlormefos	2.000	1.590	79.51	48-114
$ 35 Triphenyl phosphat	2.000	1.811	90.55	50-150

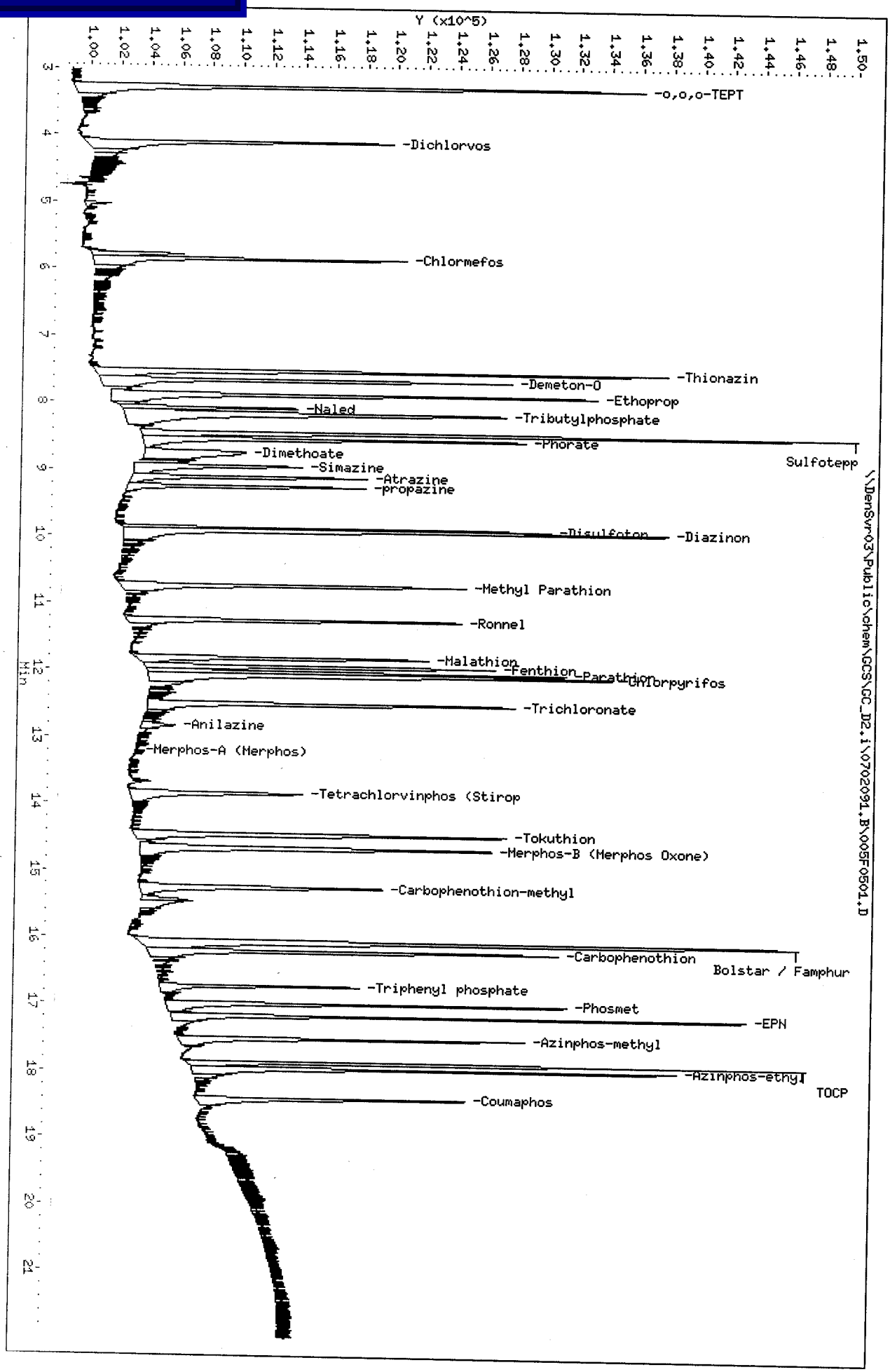

Data File: \\DenSvr03\Public\chem\GCS\GC_D2.i\0702091.B\005F0501.D
Date : 02-JUL-2009 19:27
Client ID: LCS
Sample Info: LFWQ11AC,LCS

Column phase: RTx-1MS

Instrument: GC_D2.i

Operator: MPK/TLW
Column diameter: 0.32

TestAmerica

Data file : \\DenSvr03\Public\chem\GCS\GC_D2.i\0702092.B\006F0601.D
Lab Smp Id: LERCV2AA Client Smp ID: M-6AB
Inj Date : 02-JUL-2009 19:55
Operator : MPK/TLW Inst ID: GC_D2.i
Smp Info : LERCV2AA,370-1
Misc Info :
Comment :
Method : \\DenSvr03\Public\chem\GCS\GC_D2.i\0702092.B\8141A-2.m
Meth Date : 07-Jul-2009 18:51 GC_D2.i Quant Type: ISTD
Cal Date : 26-JUN-2009 21:13 Cal File: 009F0901.D
Als bottle: 6
Dil Factor: 1.00000
Integrator: Falcon Compound Sublist: 8141A.sub
Target Version: 4.14
Processing Host: DENPC075

Concentration Formula: Amt * DF * Vf / Vs * CpndVariable

Name	Value	Description
DF	1.000	Dilution Factor
Vf	2000.000	Final Extract Volume (uL)
Vs	1063.000	Volume of Sample Extracted (mL)
Cpnd Variable		Local Compound Variable

	Compounds	RT	EXP RT	REL RT	RESPONSE	CONCENTRATIONS ON-COLUMN (ug/mL)	CONCENTRATIONS FINAL (ug/L)
1	o,o,o-TEPT	Compound Not Detected.					
2	Dichlorvos	Compound Not Detected.					
$ 3	Chlormefos	7.389	7.384	(0.393)	44598	0.67827	1.276
4	Mevinphos	Compound Not Detected.					
5	Demeton-O	Compound Not Detected.					
6	Thionazin	Compound Not Detected.					
7	Ethoprop	Compound Not Detected.					
8	Phorate	Compound Not Detected.					
9	Naled	Compound Not Detected.					
10	Sulfotepp	11.035	11.017	(0.586)	52	6.e-004	0.001138(aA)
* 11	Tributylphosphate	11.152	11.116	(1.000)	82676	2.00000	
12	Simazine	11.399	11.399	(0.606)	87	0.00706	0.01329(aA)
13	Diazinon	Compound Not Detected.					
14	Atrazine	Compound Not Detected.					
15	Propazine	Compound Not Detected.					
16	Disulfoton	Compound Not Detected.					
17	Demeton-S	12.112	12.124	(0.644)	122	0.12122	0.2281 NC
18	Dimethoate	Compound Not Detected.					
19	Ronnel	Compound Not Detected.					
20	Merphos-A (Merphos)	13.734	13.689	(1.231)	145	0.00484	0.009106(aA)
21	Chlorpyrifos	Compound Not Detected.					
22	Fenthion	Compound Not Detected.					

		Compounds	RT	EXP RT	REL RT	RESPONSE	CONCENTRATIONS ON-COLUMN (ug/mL)	CONCENTRATIONS FINAL (ug/L)
	23	Trichloronate	14.715	14.711	(0.782)	87	0.10681	0.2010
	24	Anilazine	Compound Not Detected.					
	25	Methyl Parathion	Compound Not Detected.					
	26	Malathion	15.754	15.724	(0.837)	76	0.00195	0.003674(a)
	27	Tokuthion	Compound Not Detected.					
	28	Parathion	16.532	16.494	(0.878)	108	0.00264	0.004963(a)
	29	Merphos-B (Merphos Oxone)	Compound Not Detected.					
	30	Tetrachlorvinphos (stirophos)	Compound Not Detected.					
	31	Carbophenothion methyl	Compound Not Detected.					
	32	Bolstar	Compound Not Detected.					
	33	Carbophenothion	Compound Not Detected.					
$	34	Triphenyl phosphate	18.290	18.281	(0.972)	25001	0.77488	1.458
	35	Fensulfothion	Compound Not Detected.					
*	36	TOCP	18.820	18.816	(1.000)	64672	2.00000	
	37	Phosmet / EPN	Compound Not Detected.					
	38	Famphur	Compound Not Detected.					
	39	Azinphos-methyl	Compound Not Detected.					
	40	Azinphos-ethyl	Compound Not Detected.					
	41	Coumaphos	Compound Not Detected.					
S	42	Merphos	Compound Not Detected.					
M	43	Total Demeton				122	0.12122	0.2281

QC Flag Legend

a - Target compound detected but, quantitated amount Below Limit Of Quantitation(BLOQ).
A - Target compound detected but, quantitated amount exceeded maximum amount.

TestAmerica

INTERNAL STANDARD COMPOUNDS
AREA AND RT SUMMARY

Instrument ID: GC_D2.i
Lab File ID: 006F0601.D
Lab Smp Id: LERCV2AA
Analysis Type: SV
Quant Type: ISTD
Operator: MPK/TLW
Method File: \\DenSvr03\Public\chem\GCS\GC_D2.i\0702092.B\8141A-2.m
Misc Info:

Calibration Date: 02-JUL-2009
Calibration Time: 18:33
Client Smp ID: M-6AB
Level: LOW
Sample Type: WATER

COMPOUND	STANDARD	AREA LIMIT LOWER	AREA LIMIT UPPER	SAMPLE	%DIFF
11 Tributylphosphate	114231	57116	228462	82676	-27.62
36 TOCP	56306	28153	112612	64672	14.86

COMPOUND	STANDARD	RT LIMIT LOWER	RT LIMIT UPPER	SAMPLE	%DIFF
11 Tributylphosphate	11.13	10.63	11.63	11.15	0.23
36 TOCP	18.82	18.32	19.32	18.82	0.03

AREA UPPER LIMIT = +100% of internal standard area.
AREA LOWER LIMIT = - 50% of internal standard area.
RT UPPER LIMIT = + 0.50 minutes of internal standard RT.
RT LOWER LIMIT = - 0.50 minutes of internal standard RT.

TestAmerica

RECOVERY REPORT

Client Name: Northgate Environmen11-JUN-2009 00:00 Client SDG: 8304604
Sample Matrix: LIQUID Fraction: SV
Lab Smp Id: LERCV2AA Client Smp ID: M-6AB
Level: LOW Operator: MPK/TLW
Data Type: GC DATA SampleType: SAMPLE
SpikeList File: fullDFCwater.spk Quant Type: ISTD
Sublist File: 8141A.sub
Method File: \\DenSvr03\Public\chem\GCS\GC_D2.i\0702092.B\8141A-2.m
Misc Info:

SURROGATE COMPOUND	CONC ADDED ug/L	CONC RECOVERED ug/L	% RECOVERED	LIMITS
$ 3 Chlormefos	1.881	1.276	67.83	48-114
$ 34 Triphenyl phosphat	1.881	1.458	77.49	50-150

Data File: \\DenSvr03\Public\chem\GCS\GC_D2.i\0702092.B\006F0601.D
Date : 02-JUL-2009 19:55
Client ID: M-6AB
Sample Info: LERCV2AA,370-1

Column phase: RTx-OPPest

Instrument: GC_D2.i

Operator: MPK/TLW
Column diameter: 0.32

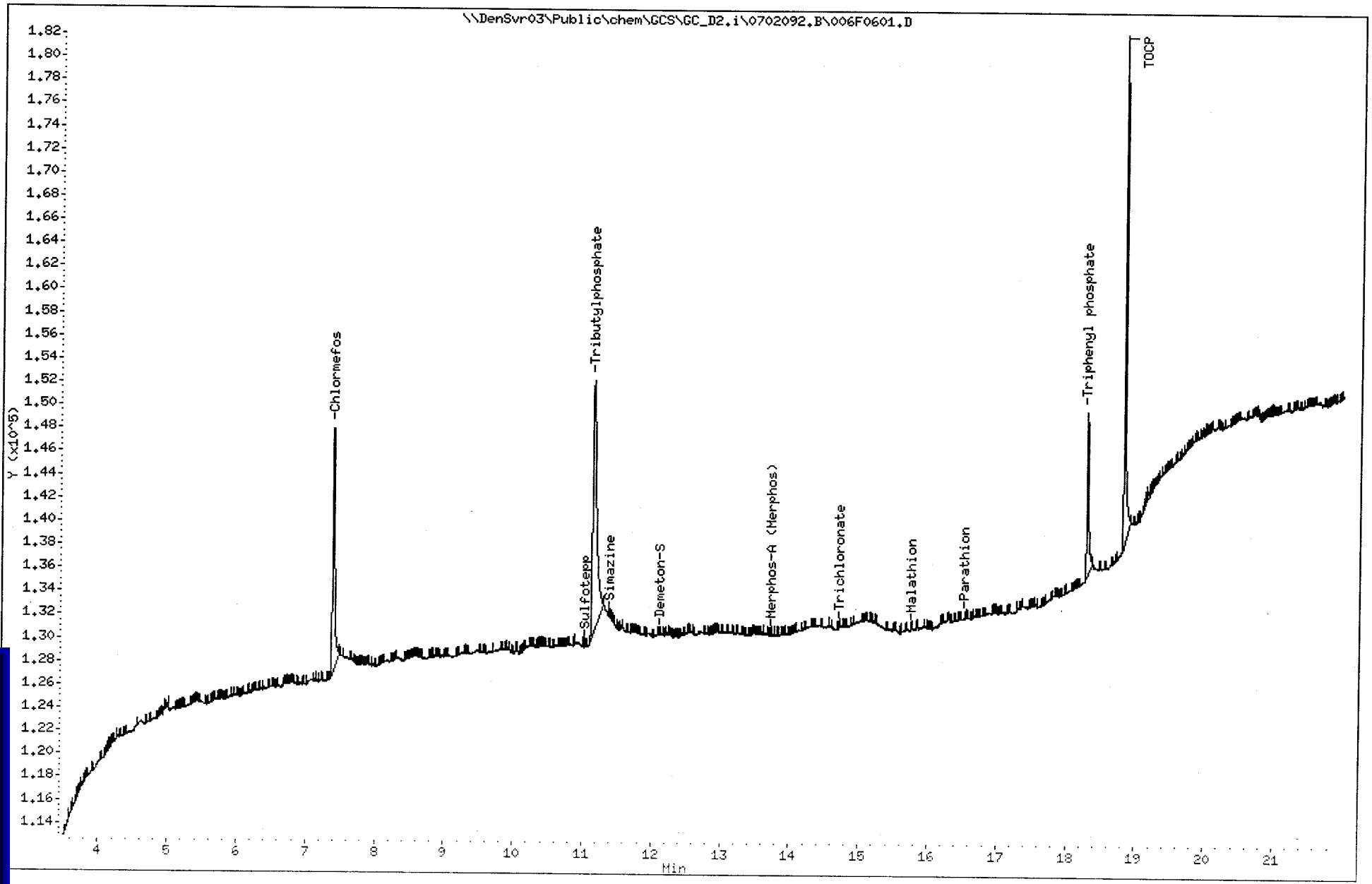

TestAmerica

Table of Contents

TestAmerica

Data file : \\DenSvr03\Public\chem\GCS\GC_D2.i\0702091.B\006F0601.D
Lab Smp Id: LERCV2AA Client Smp ID: M-6AB
Inj Date : 02-JUL-2009 19:55
Operator : MPK/TLW Inst ID: GC_D2.i
Smp Info : LERCV2AA,370-1
Misc Info : IS - GSV0633-09
Comment :
Method : \\DenSvr03\Public\chem\GCS\GC_D2.i\0702091.B\8141A-1.m
Meth Date : 07-Jul-2009 19:05 GC_D2.i Quant Type: ISTD
Cal Date : 26-JUN-2009 21:13 Cal File: 009F0901.D
Als bottle: 6
Dil Factor: 1.00000
Integrator: Falcon Compound Sublist: 8141A.sub
Target Version: 4.14
Processing Host: DENPC075

Concentration Formula: Amt * DF * Vf / Vs * CpndVariable

Name	Value	Description
DF	1.000	Dilution Factor
Vf	2000.000	Final Extract Volume (uL)
Vs	1063.000	Volume of Sample extracted (mL)
Cpnd Variable		Local Compound Variable

	Compounds	RT	EXP RT	REL RT	RESPONSE	CONCENTRATIONS ON-COLUMN (ug/mL)	CONCENTRATIONS FINAL (ug/L)
	1 o,o,o-TEPT	Compound Not Detected.					
	2 Dichlorvos	Compound Not Detected.					
	3 Mevinphos	Compound Not Detected.					
$	4 Chlormefos	5.832	5.836	(0.327)	47346	0.56830	1.069
	5 Thionazin	Compound Not Detected.					
	6 Demeton-O	Compound Not Detected.					
	7 Ethoprop	Compound Not Detected.					
	8 Naled	8.073	8.057	(0.452)	120	0.19931	0.3750
*	9 Tributylphosphate	Compound Not Detected.					
	10 Sulfotepp	Compound Not Detected.					
	11 Phorate	Compound Not Detected.					
	12 Dimethoate	Compound Not Detected.					
	13 Demeton-S	Compound Not Detected.					
	14 Simazine	Compound Not Detected.					
	15 Atrazine	Compound Not Detected.					
	16 propazine	Compound Not Detected.					
	17 Disulfoton	Compound Not Detected.					
	18 Diazinon	Compound Not Detected.					
	19 Methyl Parathion	Compound Not Detected.					
	20 Ronnel	Compound Not Detected.					
	21 Malathion	Compound Not Detected.					
	22 Fenthion	Compound Not Detected.					

	Compounds	RT	EXP RT	REL RT	RESPONSE	CONCENTRATIONS ON-COLUMN (ug/mL)	CONCENTRATIONS FINAL (ug/L)
	23 Parathion	Compound Not Detected.					
	24 Chlorpyrifos	12.078	12.067	(0.677)	65	0.00106	0.001988(a)
	25 Trichloronate	Compound Not Detected.					
	26 Anilazine	Compound Not Detected.					
	27 Merphos-A (Merphos)	13.205	13.199	(0.740)	168	0.00366	0.006890
	28 Tetrachlorvinphos (Stirophos)	13.820	13.824	(0.774)	54	0.00177	0.003332
	29 Tokuthion	Compound Not Detected.					
	30 Merphos-B (Merphos Oxone)	14.670	14.651	(0.822)	51	0.02500	0.04703
	31 Carbophenothion-methyl	Compound Not Detected.					
	32 Fensulfothion	Compound Not Detected.					
	33 Bolstar / Famphur	Compound Not Detected.					
	34 Carbophenothion	Compound Not Detected.					
$	35 Triphenyl phosphate	16.725	16.712	(0.937)	26118	0.67933	1.278
	36 Phosmet	Compound Not Detected.					
	37 EPN	Compound Not Detected.					
	38 Azinphos-methyl	Compound Not Detected.					
*	39 TOCP	17.848	17.846	(1.000)	76044	2.00000	
	40 Azinphos-ethyl	Compound Not Detected.					
	41 Coumaphos	Compound Not Detected.					
S	42 Merphos				219	0.00378	0.007111
M	43 Total Demeton	Compound Not Detected.					

QC Flag Legend

a - Target compound detected but, quantitated amount Below Limit Of Quantitation(BLOQ).

TestAmerica

INTERNAL STANDARD COMPOUNDS
AREA AND RT SUMMARY

Instrument ID: GC_D2.i
Lab File ID: 006F0601.D
Lab Smp Id: LERCV2AA
Analysis Type: SV
Quant Type: ISTD
Operator: MPK/TLW
Calibration Date: 02-JUL-2009
Calibration Time: 18:33
Client Smp ID: M-6AB
Level: LOW
Sample Type: WATER
Method File: \\DenSvr03\Public\chem\GCS\GC_D2.i\0702091.B\8141A-1.m
Misc Info: IS - GSV0633-09

COMPOUND	STANDARD	AREA LIMIT LOWER	AREA LIMIT UPPER	SAMPLE	%DIFF
9 Tributylphosphate	101049	50525	202098	0	-100.00
39 TOCP	61896	30948	123792	76044	22.86

COMPOUND	STANDARD	RT LIMIT LOWER	RT LIMIT UPPER	SAMPLE	%DIFF
9 Tributylphosphate	8.15	7.65	8.65	0.00	-100.00
39 TOCP	17.85	17.35	18.35	17.85	0.02

AREA UPPER LIMIT = +100% of internal standard area.
AREA LOWER LIMIT = - 50% of internal standard area.
RT UPPER LIMIT = + 0.50 minutes of internal standard RT.
RT LOWER LIMIT = - 0.50 minutes of internal standard RT.

TestAmerica

RECOVERY REPORT

Client Name: Northgate Environmen11-JUN-2009 00:00 Client SDG: 8304604
Sample Matrix: LIQUID Fraction: SV
Lab Smp Id: LERCV2AA Client Smp ID: M-6AB
Level: LOW Operator: MPK/TLW
Data Type: GC DATA SampleType: SAMPLE
SpikeList File: fullDFCwater.spk Quant Type: ISTD
Sublist File: 8141A.sub
Method File: \\DenSvr03\Public\chem\GCS\GC_D2.i\0702091.B\8141A-1.m
Misc Info: IS - GSV0633-09

SURROGATE COMPOUND	CONC ADDED ug/L	CONC RECOVERED ug/L	% RECOVERED	LIMITS
$ 4 Chlormefos	1.881	1.069	56.83	48-114
$ 35 Triphenyl phosphat	1.881	1.278	67.93	50-150

Data File: \\DenSvr03\Public\chem\GCS\GC_D2.i\0702091.B\006F0601.D
Date : 02-JUL-2009 19:55
Client ID: M-6AB
Sample Info: LERCV2AA,370-1

Column phase: RTx-1MS

Instrument: GC_D2.i

Operator: MPK/TLW
Column diameter: 0.32

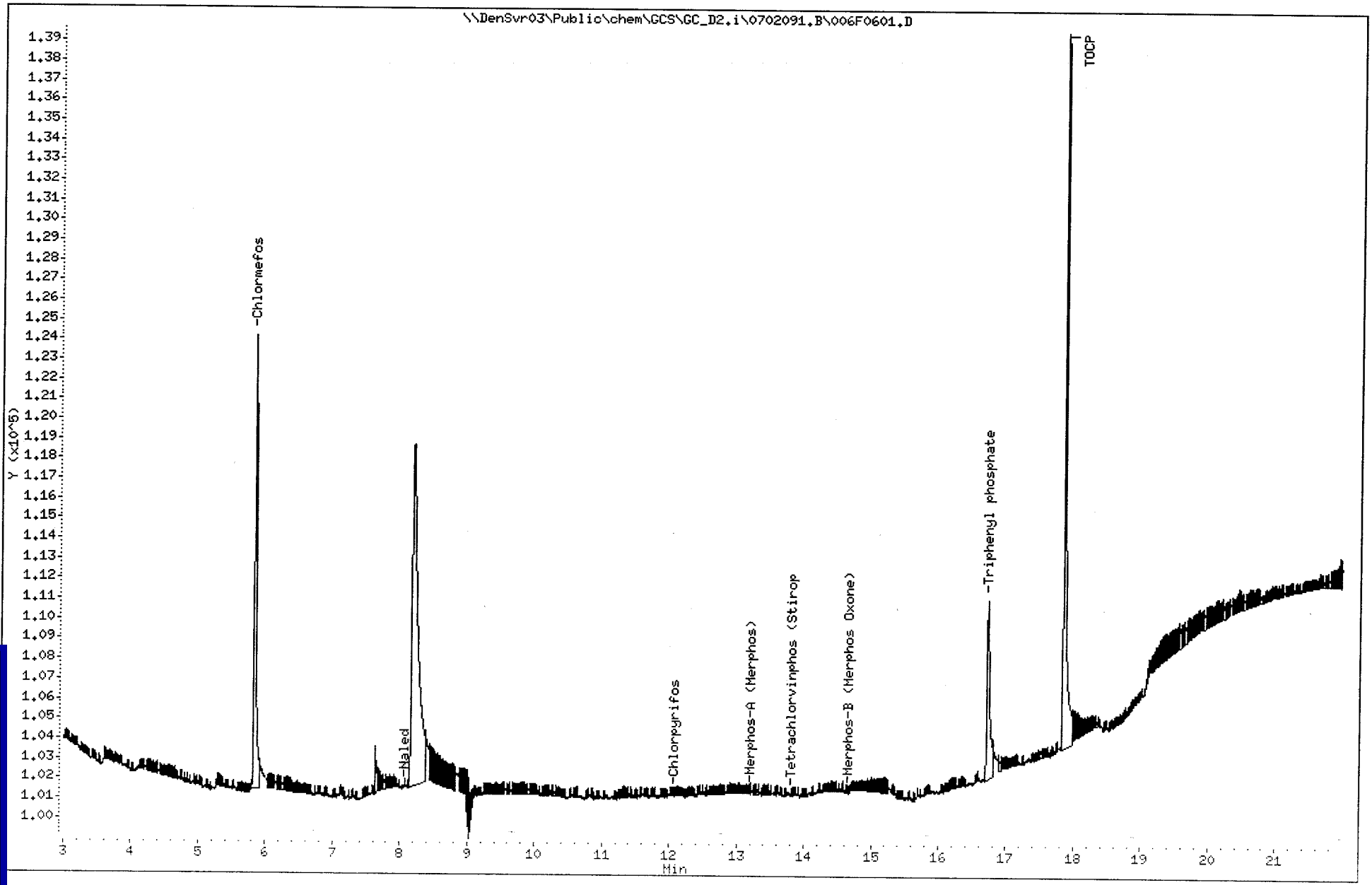

Table of Contents

TestAmerica

GC SEMIVOLATILE
INITIAL CALIBRATION DATA

TestAmerica

THE LEADER IN ENVIRONMENTAL TESTING

608 8081 8082 8151 (8141)
TPH/DRO Other SV 6014
8310 8330 Other HPLC

601 602 8021 BTEX
TPH/GRO Other Volatile GC

Calibration Date: 062609
Instrument ID: D2

Review Items	--- Level 1 --- Yes	No	N/A	Level 2	Comments
Initial Calibration					
1. Are correct data files used?	✓			✓	
2. Is there a sufficient number of calibration points used?	✓			✓	
3. Are reasons for removal of points documented?	✓			✓	Better linearity
4. Is linearity acceptable, 8000 Series: linear least-squares regression with $r \geq 0.990$, (DOD projects require $r \geq 0.995$) quadratic fit COD $r^2 > 0.990$, or average response factors with RSD ≤ 20%? 600 Series: < 10% RSD or linear regression	✓			✓	
5. Are the correct RT windows applied to the ICAL integration?	✓			✓	
6. Are DDT & Endrin breakdown < 15%?			✓	NA	
7. Is each manual integration completely documented, signed and appropriate?	✓			✓	
8. Is traceability of standards properly documented?	✓			✓	
9. Was second level hand calculation performed? (document analyte checked)	-----	-----	-----	✓	
10. Was second-source ICV performed & recovery 85-115%? 6/30/09	X	✓		✓	Primary Include %R Naled -40.1%, Simazine +31.1%, Disulfoton -20.6% Malathion -18.8%, Anilazine -49.2%, Carbophenothion-methyl -32.3%, Phosmet -17.6% Secondary Include %R Naled -47.6%, Simazine +80.1%, Anilazine -39.9%, Malathion -23.2%, Carbophenothion-methyl -37.7%, Merphos -19.3%

1st Level Reviewer: [signature] Date: 6/30/09
2nd Level Reviewer: [signature] Date: 6/30/09

NCE\062609.S

Sequence Table (Front Injector):

Quantification Part:

Line	Location	SampleName	SampleAmount	ISTDAmt	Multiplier	Dilution
1	Vial 1	PRIMER				
2	Vial 2	HEXANE				
3	Vial 3	OPP L7 GSV0634				
4	Vial 4	OPP L6 GSV0637				
5	Vial 5	OPP L5 GSV0635				
6	Vial 6	OPP L4 GSV0638				
7	Vial 7	OPP L3 GSV0639				
8	Vial 8	OPP L2 GSV0640				
9	Vial 9	OPP L1 GSV0641				
10	Vial 10	OPP SS GSV0633				
11	Vial 11	GSV075309 SPK				
12	Vial 12	LE2931AA,MB				
13	Vial 13	LE2931AC,LCS				
14	Vial 14	LE2931AD,LCSD				
15	Vial 15	LEQA91AC,222-15				10
16	Vial 16	LEQA91AC,222-15				3
17	Vial 17	LEQCQ1AC,222-18				2
18	Vial 18	LERD61AD,377-1				
19	Vial 19	LERD81AH,377-3				
20	Vial 20	LERN71AF,115-1				
21	Vial 21	LERPQ1AF,115-2				
22	Vial 22	LERPX1AF,115-3				
23	Vial 23	LE1F91AJ,138-1				
24	Vial 24	OPP L5 GSV0635				
25	Vial 25	LE29M1AA,MB				
26	Vial 26	LE29M1AC,LCS				
27	Vial 27	LE29M1AD,LCSD				
28	Vial 28	LEQA91AA,222-15				10
29	Vial 29	LEQA91AA,222-15				3
30	Vial 30	LEQCQ1AA,222-18				2
31	Vial 31	LFARC1AA,MB				
32	Vial 32	LFARC1AC,LCS				
33	Vial 33	LFARC1AD,LCSD				
34	Vial 34	LEKL02AA,185-1				
35	Vial 35	LE29L1AA,MB				
36	Vial 36	LE29L1AC,LCS				
37	Vial 37	LE29L1AD,LCSD				
38	Vial 38	LERCV1AA,370-1				
39	Vial 39	LEWJG1AA,143-1				
40	Vial 40	OPP L5 GSV0635				
41	Vial 41	LE5PX1AA,MB				
42	Vial 42	LE5PX1AC,LCS				
43	Vial 43	LE5PX1AD,LCSD				
44	Vial 44	LE39F1AA,179-1				
45	Vial 45	LE3PF1AA,179-2				
46	Vial 46	LE39L1AA,179-3				
47	Vial 47	LFARL1AA,MB				
48	Vial 48	LFARL1AC,LCS				
49	Vial 49	LFARL1AD,LCSD				
50	Vial 50	LEKLE2AE,180-2				
51	Vial 51	LEKLF2AE,180-3				
52	Vial 52	LEKLL2AE,180-4				
53	Vial 53	LEKLQ2AE,180-5				
54	Vial 54	LENR72AD,322-1				
55	Vial 55	LEPG32AJ,161-1				
56	Vial 56	OPP L5 GSV0635				
57	Vial 57	LFD4N1AA,MB				
58	Vial 58	LFD4N1AC,LCS				

9168144

9168147

9170431

9168145

RR

9168553

9170430

9173102

D2 6/26/2009 11:59:30 AM MPK/TLW

ICE\062609.S

Line	Location	SampleName	SampleAmount	ISTDAmt	Multiplier	Dilution
59	Vial 59	LFD4N1AD,LCSD				
60	Vial 60	LE3041AJ,158-1				
61	Vial 61	LFD4W1AA,MB				
62	Vial 62	LFD4W1AC,LCS				
63	Vial 63	LFD4W1AD,LCSD				
64	Vial 64	LE7EE1AA,266-2				
65	Vial 65	LE9Q61AA,216-2				
66	Vial 66	LE9RA1AA,216-3				
67	Vial 67	LFC4Q1AD,199-2				
68	Vial 68	OPP L5 GSV0635				
69	Vial 69	LFAN01AA,MB				
70	Vial 70	LFAN01AC,LCS				
71	Vial 71	LFAN01AD,LCSD				
72	Vial 72	LE4291AA,273-1				
73	Vial 73	LE4291AD,273-1S				
74	Vial 74	LE4291AE,273-1D				
75	Vial 75	LE9PJ1AA,215-1				
76	Vial 76	OPP L5 GSV0635				
77	Vial 77	OPP L1 GSV0641				
78	Vial 100	HEXANE/ACETONE				

1173103

1173019

Sequence Table (Back Injector):

No entries - empty table!

Report Date : 30-Jun-2009 12:45 Page 1

TestAmerica

INITIAL CALIBRATION DATA

Start Cal Date : 26-JUN-2009 18:28
End Cal Date : 26-JUN-2009 21:13
Quant Method : ISTD
Target Version : 4.14
Integrator : Falcon
Method file : \\DenSvr03\Public\chem\GCS\GC_D2.i\0626091.B\8141A-1.m
Last Edit : 30-Jun-2009 12:45 GC_D2.i

Calibration File Names:
Level 1: \\DenSvr03\Public\chem\GCS\GC_D2.i\0626091.B\009F0901.D
Level 2: \\DenSvr03\Public\chem\GCS\GC_D2.i\0626091.B\008F0801.D
Level 3: \\DenSvr03\Public\chem\GCS\GC_D2.i\0626091.B\007F0701.D
Level 4: \\DenSvr03\Public\chem\GCS\GC_D2.i\0626091.B\006F0601.D
Level 5: \\DenSvr03\Public\chem\GCS\GC_D2.i\0626091.B\005F0501.D
Level 6: \\DenSvr03\Public\chem\GCS\GC_D2.i\0626091.B\004F0401.D
Level 7: \\DenSvr03\Public\chem\GCS\GC_D2.i\0626091.B\003F0301.D

SEE CALIBRATION HISTORY

Compound	0.2000000 Level 1	0.5000000 Level 2	1.0000 Level 3	2.0000 Level 4	3.0000 Level 5	4.0000 Level 6	Curve	Coefficients b	m1	m2	%RSD or R^2
	5.0000 Level 7										
1 o,o,o-TEPT	3.11591	2.63737	2.67945	2.89676	2.71623	2.90430					
	2.77446						AVRG		2.81778		5.91149
2 Dichlorvos	2.01706	1.62225	1.58545	1.76366	1.71981	1.74982					
	1.79032						AVRG		1.74977		7.99554
3 Mevinphos	1.01774	0.91295	0.90158	1.01760	0.95159	0.98250					
	0.94429						AVRG		0.96118		4.85992
5 Thionazin	2.12707	1.94606	1.94866	2.08214	1.96051	2.00095					
	1.93224						AVRG		1.99966		3.79706

Table of Contents

TestAmerica

INITIAL CALIBRATION DATA

Start Cal Date : 26-JUN-2009 18:28
End Cal Date : 26-JUN-2009 21:13
Quant Method : ISTD
Target Version : 4.14
Integrator : Falcon
Method file : \\DenSvr03\Public\chem\GCS\GC_D2.i\0626091.B\8141A-1.m
Last Edit : 30-Jun-2009 12:45 GC_D2.i

Compound	0.2000000 Level 1	0.5000000 Level 2	1.0000 Level 3	2.0000 Level 4	3.0000 Level 5	4.0000 Level 6	Curve	Coefficients b	m1	m2	%RSD or R^2	
	5.0000 Level 7											
6 Demeton-O	9836	17553	30145	62341	96004	113108						1/x
	165003						WLINR	-0.01288	1.85831		0.99594	
7 Ethoprop	1.93480	1.70823	1.62324	1.73203	1.74110	1.78272						
	1.74432						AVRG		1.75235		5.38512	
8 Naled	1992	6103	15042	36940	67594	90892						
	121152						WLINR	0.09632	0.47378		0.98961	<- 1/x r=0.995
10 Sulfotepp	34658	70885	131347	259970	393078	486417						1/x
	609341						WLINR	-0.03469	2.43674		0.99856	
11 Phorate	2.02801	1.82946	1.73796	1.82370	1.76374	1.79146						
	1.72902						AVRG		1.81476		5.60901	
12 Dimethoate	1.89561	1.76866	2.07434	2.25696	2.23554	2.30994						
	2.21598						AVRG		2.10815		9.72697	
13 Demeton-S	1.49306	1.46224	1.49173	1.58543	1.55216	1.58919						
	1.52702						AVRG		1.52869		3.21407	

Table of Contents

TestAmerica

INITIAL CALIBRATION DATA

Start Cal Date : 26-JUN-2009 18:28
End Cal Date : 26-JUN-2009 21:13
Quant Method : ISTD
Target Version : 4.14
Integrator : Falcon
Method file : \\DenSvr03\Public\chem\GCS\GC_D2.i\0626091.B\8141A-1.m
Last Edit : 30-Jun-2009 12:45 GC_D2.i

Compound	0.2000000 Level 1	0.5000000 Level 2	1.0000 Level 3	2.0000 Level 4	3.0000 Level 5	4.0000 Level 6	Curve	Coefficients b	m1	m2	%RSD or R^2	
	5.0000 Level 7											
14 Simazine	4819	16248	29382	64611	115426	147784						1/x²
	190219						WLINR	0.03988	0.73140		0.99336	
15 Atrazine	0.70185	0.76532	0.75073	0.84628	0.85434	0.90844						
	0.89508						AVRG		0.81743		9.61085	
16 propazine	0.73887	0.70136	0.69239	0.78178	0.75651	0.81417						
	0.79462						AVRG		0.75424		6.13423	
17 Disulfoton	15404	33208	61920	127893	193050	247845						1/x
	290419						WLINR	-0.01928	1.20917		0.99576	
18 Diazinon	2.20234	1.83553	1.83772	2.01856	1.98676	1.84115						
	1.92388						AVRG		1.94942		6.88114	
19 Methyl Parathion	1.22644	1.10389	1.13741	1.32395	1.30344	1.29686						
	1.26213						AVRG		1.23630		6.92144	
20 Ronnel	1.42863	1.23369	1.21320	1.29342	1.24446	1.34650						
	1.18584						AVRG		1.27796		6.65504	

Table of Contents

TestAmerica

INITIAL CALIBRATION DATA

Start Cal Date : 26-JUN-2009 18:28
End Cal Date : 26-JUN-2009 21:13
Quant Method : ISTD
Target Version : 4.14
Integrator : Falcon
Method file : \\DenSvr03\Public\chem\GCS\GC_D2.i\0626091.B\8141A-1.m
Last Edit : 30-Jun-2009 12:45 GC_D2.i

Compound	0.2000000 Level 1	0.5000000 Level 2	1.0000 Level 3	2.0000 Level 4	3.0000 Level 5	4.0000 Level 6	Curve	Coefficients b	m1	m2	%RSD or R^2
	5.0000 Level 7										
21 Malathion	15443	30581	57103	119836	186013	228260					
	283462						WLINR	-0.02066	1.14436		0.99783
22 Fenthion	1.46442	1.18458	1.16481	1.29096	1.25584	1.25506					
	1.18151						AVRG		1.25674		8.19381
23 Parathion	1.42438	1.25387	1.23322	1.38998	1.36308	1.38514					
	1.31279						AVRG		1.33749		5.43501
24 Chlorpyrifos	1.85614	1.56747	1.47379	1.62915	1.61527	1.62330					
	1.56216						AVRG		1.61818		7.28314
25 Trichloronate	1.44751	1.42551	1.34762	1.48171	1.46256	1.52450					
	1.43428						AVRG		1.44624		3.78186
26 Anilazine	1493	2095	5311	12790	19893	29375					
	+++++						QUAD	0.02107	9.16488	-8.66056	0.99476
27 Merphos-A (Merphos)	1.24844	1.15527	1.15966	1.23989	1.21263	1.24409					
	1.18648						AVRG		1.20664		3.30523

1/x

Table of Contents

TestAmerica

INITIAL CALIBRATION DATA

Start Cal Date : 26-JUN-2009 18:28
End Cal Date : 26-JUN-2009 21:13
Quant Method : ISTD
Target Version : 4.14
Integrator : Falcon
Method file : \\DenSvr03\Public\chem\GCS\GC_D2.i\0626091.B\8141A-1.m
Last Edit : 30-Jun-2009 12:45 GC_D2.i

Compound	0.2000000 Level 1 / 5.0000 Level 7	0.5000000 Level 2	1.0000 Level 3	2.0000 Level 4	3.0000 Level 5	4.0000 Level 6	Curve	Coefficients b	m1	m2	%RSD or R^2	
28 Tetrachlorvinphos (Stirophos)	0.76814	0.74606	0.73464	0.83451	0.85233	0.85150						
	0.82648						AVRG		0.80195		6.32809	
29 Tokuthion	1.50295	1.28283	1.29501	1.44234	1.39452	1.40891						
	1.37817						AVRG		1.38639		5.62055	
30 Merphos-B (Merphos Oxone)	3884	7933	11676	34113	50056	65974						NTC
	79809						WLINR	0.01044	0.32634		0.98820	<-See Merphos
31 Carbophenothion-methyl	14924	30542	55023	105577	167145	206137						1/x
	266724						WLINR	-0.03349	1.03813		0.99979	
32 Fensulfothion	8319	23000	51304	104440	185778	229856						1/x
	295978						WLINR	0.04728	1.18751		0.99821	
33 Bolstar / Famphur	1.54988	1.27794	1.32328	1.33835	1.27633	1.28540						
	1.23307						AVRG		1.32632		7.86825	
34 Carbophenothion	1.57916	1.19992	1.27687	1.32336	1.26122	1.41398						
	1.25966						AVRG		1.33059		9.63398	

Table of Contents

TestAmerica

INITIAL CALIBRATION DATA

Start Cal Date : 26-JUN-2009 18:28
End Cal Date : 26-JUN-2009 21:13
Quant Method : ISTD
Target Version : 4.14
Integrator : Falcon
Method file : \\DenSvr03\Public\chem\GCS\GC_D2.i\0626091.B\8141A-1.m
Last Edit : 30-Jun-2009 12:45 GC_D2.i

Compound	0.2000000 Level 1	0.5000000 Level 2	1.0000 Level 3	2.0000 Level 4	3.0000 Level 5	4.0000 Level 6	Curve	Coefficients b	m1	m2	%RSD or R^2	
	5.0000 Level 7											
36 Phosmet	1.22087	1.01385	1.11032	1.20586	1.12340	1.16129						
	1.13672						AVRG		1.13890		6.04111	
37 EPN	9525	23196	48705	111165	171283	220388						$1/x^2$
	294020						WLINR	0.02456	1.11450		0.99317	
38 Azinphos-methyl	1.19565	1.13516	1.16767	1.28235	1.23551	1.26700						
	1.21185						AVRG		1.21360		4.33999	
40 Azinphos-ethyl	23154	43578	74071	134607	209971	253982						$1/x^2$
	318459						WLINR	-0.07409	1.26388		0.99928	
41 Coumaphos	1.00140	0.89806	0.92250	1.01947	1.01017	1.01013						
	0.99015						AVRG		0.97884		4.92558	
42 Merphos	1.61523	1.45962	1.38820	1.59026	1.52873	1.58626						
	1.49925						AVRG		1.52393		5.34513	
43 Total Demeton	1.94415	1.66775	1.60440	1.71838	1.66174	1.66727						
	1.68503						AVRG		1.70696		6.44185	

Table of Contents

TestAmerica

INITIAL CALIBRATION DATA

Start Cal Date : 26-JUN-2009 18:28
End Cal Date : 26-JUN-2009 21:13
Quant Method : ISTD
Target Version : 4.14
Integrator : Falcon
Method file : \\DenSvr03\Public\chem\GCS\GC_D2.i\0626091.B\8141A-1.m
Last Edit : 30-Jun-2009 12:45 GC_D2.i

Compound	0.2000000 Level 1	0.5000000 Level 2	1.0000 Level 3	2.0000 Level 4	3.0000 Level 5	4.0000 Level 6	Curve	Coefficients b	m1	m2	%RSD or R^2
	5.0000 Level 7										
$ 4 Chlormefos	2.28223	2.03679	2.00000	2.26084	2.35620	2.24671					
	2.15521						AVRG		2.19114		6.04132
$ 35 Triphenyl phosphate	1.09980	0.99217	0.96977	1.05450	0.99627	1.00900					
	0.95665						AVRG		1.01117		4.94580

Table of Contents

TestAmerica

INITIAL CALIBRATION DATA

Start Cal Date : 26-JUN-2009 18:28
End Cal Date : 26-JUN-2009 21:13
Quant Method : ISTD
Target Version : 4.14
Integrator : Falcon
Method file : \\DenSvr03\Public\chem\GCS\GC_D2.i\0626091.B\8141A-1.m
Last Edit : 30-Jun-2009 12:45 GC_D2.i

Curve	Formula	Units
Averaged	Amt = Rsp/m1	Response
Wt Linear	Amt = b + Rsp/m1	Response
Quad	Amt = b + m1*Rsp + m2*Rsp^2	Response

Table of Contents

-2009 12:45

Calibration History

Method : \\DenSvr03\Public\chem\GCS\GC_D2.i\0626091.B\8141A-1.m
Start Cal Date: 26-JUN-2009 18:28
End Cal Date : 26-JUN-2009 21:13
Last Cal Level: 1
Last Cal Type : Continuing Calibration

Initial Calibration

Injection Date	Sublist	Calibration File
Cal Level: 1 , Cal Amount: 0.20000		
26-JUN-2009 21:13	8141A	\\DenSvr03\Public\chem\GCS\GC_D2.i\0626091.B\009F0901.D
Cal Level: 2 , Cal Amount: 0.50000		
26-JUN-2009 20:45	8141A	\\DenSvr03\Public\chem\GCS\GC_D2.i\0626091.B\008F0801.D
Cal Level: 3 , Cal Amount: 1.00000		
26-JUN-2009 20:18	8141A	\\DenSvr03\Public\chem\GCS\GC_D2.i\0626091.B\007F0701.D
Cal Level: 4 , Cal Amount: 2.00000		
26-JUN-2009 19:50	8141A	\\DenSvr03\Public\chem\GCS\GC_D2.i\0626091.B\006F0601.D
Cal Level: 5 , Cal Amount: 3.00000		
26-JUN-2009 19:23	8141A	\\DenSvr03\Public\chem\GCS\GC_D2.i\0626091.B\005F0501.D
Cal Level: 6 , Cal Amount: 4.00000		
26-JUN-2009 18:55	8141A	\\DenSvr03\Public\chem\GCS\GC_D2.i\0626091.B\004F0401.D
Cal Level: 7 , Cal Amount: 5.00000		
26-JUN-2009 18:28	8141A	\\DenSvr03\Public\chem\GCS\GC_D2.i\0626091.B\003F0301.D

Continuing Calibration

LOBAL LEVEL 4

26-JUN-2009 21:40	8141A	\\DenSvr03\Public\chem\GCS\GC_D2.i\0626091.B\010F1001.D
26-JUN-2009 19:50	8141A	\\DenSvr03\Public\chem\GCS\GC_D2.i\0626091.B\006F0601.D
26-JUN-2009 19:23	8141A	\\DenSvr03\Public\chem\GCS\GC_D2.i\0626091.B\005F0501.D

Report Date : 30-Jun-2009 12:58 Page 1

TestAmerica

INITIAL CALIBRATION DATA

Start Cal Date : 26-JUN-2009 18:28
End Cal Date : 26-JUN-2009 21:13
Quant Method : ISTD
Target Version : 4.14
Integrator : Falcon
Method file : \\DenSvr03\Public\chem\GCS\GC_D2.i\0626092.B\8141A-2.m
Last Edit : 30-Jun-2009 12:58 GC_D2.i

Calibration File Names:
Level 1: \\DenSvr03\Public\chem\GCS\GC_D2.i\0626092.B\009F0901.D
Level 2: \\DenSvr03\Public\chem\GCS\GC_D2.i\0626092.B\008F0801.D
Level 3: \\DenSvr03\Public\chem\GCS\GC_D2.i\0626092.B\007F0701.D
Level 4: \\DenSvr03\Public\chem\GCS\GC_D2.i\0626092.B\006F0601.D
Level 5: \\DenSvr03\Public\chem\GCS\GC_D2.i\0626092.B\005F0501.D SEE CALIBRATION HISTORY
Level 6: \\DenSvr03\Public\chem\GCS\GC_D2.i\0626092.B\004F0401.D
Level 7: \\DenSvr03\Public\chem\GCS\GC_D2.i\0626092.B\003F0301.D

Compound	0.2000000 Level 1	0.5000000 Level 2	1.0000 Level 3	2.0000 Level 4	3.0000 Level 5	4.0000 Level 6	5.0000 Level 7	Curve	Coefficients b	m1	m2	%RSD or R^2
1 o,o,o-TEPT	2.92648	2.44243	2.35582	2.65851	2.57132	2.61478						
	2.53900							AVRG		2.58691		7.02274
2 Dichlorvos	1.96421	1.82228	1.84036	2.17503	2.12732	2.04712						
	2.16332							AVRG		2.01995		7.32345
4 Mevinphos	1.44354	1.24995	1.21811	1.44363	1.32123	1.40873						
	1.43954							AVRG		1.36067		7.12634
5 Demeton-O	1.19821	1.29971	1.18493	1.34261	1.38930	1.37760						
	1.28370							AVRG		1.29658		6.26552

Table of Contents

TestAmerica

INITIAL CALIBRATION DATA

Start Cal Date : 26-JUN-2009 18:28
End Cal Date : 26-JUN-2009 21:13
Quant Method : ISTD
Target Version : 4.14
Integrator : Falcon
Method file : \\DenSvr03\Public\chem\GCS\GC_D2.i\0626092.B\8141A-2.m
Last Edit : 30-Jun-2009 12:58 GC_D2.i

Compound	0.2000000 Level 1	0.5000000 Level 2	1.0000 Level 3	2.0000 Level 4	3.0000 Level 5	4.0000 Level 6	Curve	Coefficients b	m1	m2	%RSD or R^2	
	5.0000 Level 7											
6 Thionazin	2.15838	1.84195	1.93751	1.98059	2.08762	2.20076						
	2.03673						AVRG		2.03479		6.19054	
7 Ethoprop	1.70034	1.41105	1.44674	1.51565	1.56615	1.54046						
	1.46268						AVRG		1.52044		6.33190	
8 Phorate	1.89356	1.60276	1.58391	1.69691	1.82591	1.99241						
	1.74661						AVRG		1.76315		8.53946	
9 Naled	94.00000	1666	10859	28010	46004	58330						1/x
	78857						WLINR	0.13436	0.49080		0.99248	
10 Sulfotepp	2.79835	2.53605	2.59328	2.75080	2.67397	2.68532						
	2.57687						AVRG		2.65923		3.59851	
12 Simazine	0.36415	0.34683	0.35351	0.38559	0.39087	0.41510						
	0.41001						AVRG		0.38086		7.05346	
13 Diazinon	12067	15923	49407	98649	155648	181790						1/x
	228810						WLINR	0.01456	1.44446		0.99190	

Table of Contents

TestAmerica

INITIAL CALIBRATION DATA

Start Cal Date : 26-JUN-2009 18:28
End Cal Date : 26-JUN-2009 21:13
Quant Method : ISTD
Target Version : 4.14
Integrator : Falcon
Method file : \\DenSvr03\Public\chem\GCS\GC_D2.i\0626092.B\8141A-2.m
Last Edit : 30-Jun-2009 12:58 GC_D2.i

Compound	0.2000000 Level 1	0.5000000 Level 2	1.0000 Level 3	2.0000 Level 4	3.0000 Level 5	4.0000 Level 6	Curve	Coefficients b	m1	m2	%RSD or R^2
	5.0000 Level 7										
14 Atrazine	5427	1231	21316	49088	85997	98759					
	128612						LINR	0.11621	0.83396		0.99221
15 Propazine	4880	8102	20907	43235	72628	85745					
	110050						WLINR	0.02910	0.68050		0.99492
16 Disulfoton	1.39584	1.32983	1.36835	1.41433	1.46581	1.46415					
	1.37843						AVRG		1.40239		3.56764
17 Demeton-S	667	15766	33785	70921	121463	157195					
	175573						WLINR	0.05954	1.76807		0.99272
18 Dimethoate	1.93513	1.88284	1.72920	1.81890	1.98388	1.88204					
	1.92489						AVRG		1.87955		4.46888
19 Ronnel	1.49381	1.09752	1.14631	1.23377	1.29336	1.31702					
	1.27410						AVRG		1.26513		10.15653
20 Merphos-A (Merphos)	0.73714	0.72841	0.76463	0.71117	0.75339	0.75359					
	0.62474						AVRG		0.72472		6.56840

1/x

1/x

Table of Contents

TestAmerica

INITIAL CALIBRATION DATA

Start Cal Date : 26-JUN-2009 18:28
End Cal Date : 26-JUN-2009 21:13
Quant Method : ISTD
Target Version : 4.14
Integrator : Falcon
Method file : \\DenSvr03\Public\chem\GCS\GC_D2.i\0626092.B\8141A-2.m
Last Edit : 30-Jun-2009 12:58 GC_D2.i

Compound	0.2000000 Level 1	0.5000000 Level 2	1.0000 Level 3	2.0000 Level 4	3.0000 Level 5	4.0000 Level 6	5.0000 Level 7	Curve	Coefficients b	Coefficients m1	Coefficients m2	%RSD or R^2
21 Chlorpyrifos	1.28253	1.15885	1.24944	1.20702	1.32365	1.38773	1.37311	AVRG		1.28319		6.60140
22 Fenthion	1.20874	1.15890	1.17283	1.16181	1.25398	1.18816	1.18668	AVRG		1.19016		2.76871
23 Trichloronate	6944	26053	49357	106326	170976	208762	296442	WLINR	0.05263	1.73863		0.99738
24 Anilazine	1634	2256	3581	6899	11039	13112	19108	LINR	-0.00058	0.10979		0.99085
25 Methyl Parathion	1.21391	1.12059	1.22102	1.33829	1.35198	1.32937	1.41908	AVRG		1.28489		8.00353
26 Malathion	1.23986	1.19694	1.15056	1.17724	1.17540	1.20726	1.27856	AVRG		1.20369		3.60449
27 Tokuthion	1.50291	1.31056	1.35261	1.35076	1.45106	1.48916	1.40826	AVRG		1.40933		5.28420

Table of Contents

TestAmerica

INITIAL CALIBRATION DATA

Start Cal Date : 26-JUN-2009 18:28
End Cal Date : 26-JUN-2009 21:13
Quant Method : ISTD
Target Version : 4.14
Integrator : Falcon
Method file : \\DenSvr03\Public\chem\GCS\GC_D2.i\0626092.B\8141A-2.m
Last Edit : 30-Jun-2009 12:58 GC_D2.i

Compound	0.2000000 Level 1	0.5000000 Level 2	1.0000 Level 3	2.0000 Level 4	3.0000 Level 5	4.0000 Level 6	5.0000 Level 7	Curve	Coefficients b	Coefficients m1	Coefficients m2	%RSD or R^2	
28 Parathion	1.27111	1.15628	1.24872	1.23420	1.30817	1.35972							
	1.28450							AVRG		1.26610		5.02432	
29 Merphos-B (Merphos Oxone)	3793	6271	15065	23458	40683	62127							
	65080							WLINR	-0.05169	0.21659		0.96366	<-NTC, see merphos
30 Tetrachlorvinphos (stirophos)	0.86036	0.73114	0.73243	0.80291	0.86664	0.87311							
	0.86651							AVRG		0.81902		7.82425	
31 Carbophenothion methyl	1.16513	1.02032	1.04699	1.17159	1.27808	1.26831							
	1.26700							AVRG		1.17392		9.08251	
32 Bolstar	1.33280	1.22387	1.19075	1.20601	1.27262	1.22830							
	1.20152							AVRG		1.23655		4.05030	
33 Carbophenothion	1.18442	1.13595	1.15332	1.18001	1.34689	1.22912							
	1.28180							AVRG		1.21593		6.21486	
35 Fensulfothion	0.88346	0.80409	0.88036	0.97346	0.94597	1.00424							
	0.92148							AVRG		0.91615		7.30438	

Table of Contents

TestAmerica

INITIAL CALIBRATION DATA

Start Cal Date : 26-JUN-2009 18:28
End Cal Date : 26-JUN-2009 21:13
Quant Method : ISTD
Target Version : 4.14
Integrator : Falcon
Method file : \\DenSvr03\Public\chem\GCS\GC_D2.i\0626092.B\8141A-2.m
Last Edit : 30-Jun-2009 12:58 GC_D2.i

Compound	0.2000000 Level 1	0.5000000 Level 2	1.0000 Level 3	2.0000 Level 4	3.0000 Level 5	4.0000 Level 6	Curve	Coefficients b	m1	m2	%RSD or R^2
	5.0000 Level 7										
37 Phosmet / EPN	19707	35826	68186	146012	207459	263604					
	330448						WLINR	-0.04262	1.00518		0.99785
38 Famphur	1.45536	1.20800	1.18770	1.39816	1.20947	1.39569					
	1.32805						AVRG		1.31178		8.35158
39 Azinphos-methyl	1.25589	1.08970	1.07858	1.30240	1.20427	1.27709					
	1.19199						AVRG		1.19999		7.33978
40 Azinphos-ethyl	1.14013	1.11628	1.12015	1.18786	1.16269	1.14594					
	1.12699						AVRG		1.14286		2.23350
41 Coumaphos	0.78930	0.81655	0.85887	0.90448	0.89897	0.94628					
	0.93653						AVRG		0.87871		6.77030
42 Merphos	1.56460	1.43887	1.64263	1.66880	1.73437	1.91569					
	1.70275						AVRG		1.66682		8.85773
43 Total Demeton	3533	23328	47171	100663	168375	213468					
	244812						WLINR	0.06780	1.63923		0.99469

Table of Contents

TestAmerica

INITIAL CALIBRATION DATA

Start Cal Date : 26-JUN-2009 18:28
End Cal Date : 26-JUN-2009 21:13
Quant Method : ISTD
Target Version : 4.14
Integrator : Falcon
Method file : \\DenSvr03\Public\chem\GCS\GC_D2.i\0626092.B\8141A-2.m
Last Edit : 30-Jun-2009 12:58 GC_D2.i

Compound	0.2000000 Level 1	0.5000000 Level 2	1.0000 Level 3	2.0000 Level 4	3.0000 Level 5	4.0000 Level 6	Curve	Coefficients b	m1	m2	%RSD or R^2
	5.0000 Level 7										
$ 3 Chlormefos	2.19506	1.83698	1.78322	2.03418	2.29040	2.05386					
	2.04016						AVRG		2.03341		8.83890
$ 34 Triphenyl phosphate	1.10969	0.86972	0.91132	1.07710	1.01080	0.99885					
	1.00703						AVRG		0.99779		8.47904

Table of Contents

TestAmerica

INITIAL CALIBRATION DATA

Start Cal Date : 26-JUN-2009 18:28
End Cal Date : 26-JUN-2009 21:13
Quant Method : ISTD
Target Version : 4.14
Integrator : Falcon
Method file : \\DenSvr03\Public\chem\GCS\GC_D2.i\0626092.B\8141A-2.m
Last Edit : 30-Jun-2009 12:58 GC_D2.i

Curve	Formula	Units
Averaged	Amt = Rsp/ml	Response
Linear	Amt = b + Rsp/ml	Response
Wt Linear	Amt = b + Rsp/ml	Response

Table of Contents

2009 12:58

Calibration History

Method : \\DenSvr03\Public\chem\GCS\GC_D2.i\0626092.B\8141A-2.m
Start Cal Date: 26-JUN-2009 18:28
End Cal Date : 26-JUN-2009 21:13
Last Cal Level: 1
Last Cal Type : Continuing Calibration

Initial Calibration

Injection Date	Sublist	Calibration File
Cal Level: 1 , Cal Amount: 0.20000		
26-JUN-2009 21:13	8141A	\\DenSvr03\Public\chem\GCS\GC_D2.i\0626092.B\009F0901.D
Cal Level: 2 , Cal Amount: 0.50000		
26-JUN-2009 20:45	8141A	\\DenSvr03\Public\chem\GCS\GC_D2.i\0626092.B\008F0801.D
Cal Level: 3 , Cal Amount: 1.00000		
26-JUN-2009 20:18	8141A	\\DenSvr03\Public\chem\GCS\GC_D2.i\0626092.B\007F0701.D
Cal Level: 4 , Cal Amount: 2.00000		
26-JUN-2009 19:50	8141A	\\DenSvr03\Public\chem\GCS\GC_D2.i\0626092.B\006F0601.D
Cal Level: 5 , Cal Amount: 3.00000		
26-JUN-2009 19:23	8141A	\\DenSvr03\Public\chem\GCS\GC_D2.i\0626092.B\005F0501.D
Cal Level: 6 , Cal Amount: 4.00000		
26-JUN-2009 18:55	8141A	\\DenSvr03\Public\chem\GCS\GC_D2.i\0626092.B\004F0401.D
Cal Level: 7 , Cal Amount: 5.00000		
26-JUN-2009 18:28	8141A	\\DenSvr03\Public\chem\GCS\GC_D2.i\0626092.B\003F0301.D

Continuing Calibration

OBAL LEVEL 4

26-JUN-2009 21:40	8141A	\\DenSvr03\Public\chem\GCS\GC_D2.i\0626092.B\010F1001.D
26-JUN-2009 19:50	8141A	\\DenSvr03\Public\chem\GCS\GC_D2.i\0626092.B\006F0601.D
26-JUN-2009 19:23	8141A	\\DenSvr03\Public\chem\GCS\GC_D2.i\0626092.B\005F0501.D

vr03\Public\chem\GCS\GC_D2.i\0626091.B/010F1001.D
Report Date: 06/30/2009

CONTINUING CALIBRATION COMPOUNDS
PERCENT DRIFT REPORT

Instrument ID: GC_D2.i
Lab File ID: 010F1001.D
Analysis Type: NONE

Injection Date: 26-JUN-2009 21:40
Lab Sample ID: OPP SS GSV0633
Method File: \\DenSvr03\Public\chem\GCS\GC_D2.

	COMPOUND	EXPECTED CONC.	MEASURED CONC.	%D	MAX %D	
1	o,o,o-TEPT	2.0000	2.0577	2.9	15.0	
2	Dichlorvos	2.0000	1.9061	4.7	15.0	
3	Mevinphos	2.0000	1.6977	15.1	15.0	<- ok
4	Chlormefos	2.0000	1.7808	11.0	15.0	
5	Thionazin	2.0000	1.9740	1.3	15.0	
6	Demeton-O	0.6500	1.8707	187.8	15.0	<- ok, see total demeton
7	Ethoprop	2.0000	2.0536	2.7	15.0	
8	Naled	2.0000	1.1983	40.1	15.0	<-
9	Sulfotepp	2.0000	1.7932	10.3	15.0	
10	Phorate	2.0000	2.0180	0.9	15.0	
11	Dimethoate	2.0000	2.0859	4.3	15.0	
12	Demeton-S	1.3600	0.2313	83.0	15.0	<- ok, see total demeton
13	Simazine	2.0000	2.6218	31.1	15.0	<-
14	Atrazine	2.0000	1.9566	2.2	15.0	
15	propazine	2.0000	1.9127	4.4	15.0	
17	Disulfoton	2.0000	1.5890	20.6	15.0	<-
16	Diazinon	2.0000	2.1583	7.9	15.0	
18	Methyl Parathion	2.0000	2.0404	2.0	15.0	
19	Ronnel	2.0000	2.1513	7.6	15.0	
20	Malathion	2.0000	1.6248	18.8	15.0	<-
21	Fenthion	2.0000	1.8840	5.8	15.0	
22	Parathion	2.0000	1.9436	2.8	15.0	
23	Chlorpyrifos	2.0000	1.9720	1.4	15.0	
24	Trichloronate	2.0000	1.8619	6.9	15.0	
25	Anilazine	2.0000	1.0151	49.2	15.0	<-
148	Merphos-A (Merphos)	2.0000	0.4078	79.6	999.0	
26	Tetrachlorvinphos (Stirophos)	2.0000	2.0880	4.4	15.0	
28	Tokuthion	2.0000	2.0254	1.3	15.0	
149	Merphos-B (Merphos Oxone)	2.0000	6.6232	231.2	999.0	
29	Carbophenothion-methyl	2.0000	1.3536	32.3	15.0	<-
29	Fensulfothion	2.0000	1.9235	3.8	15.0	
30	Bolstar / Famphur	4.0000	4.0636	1.6	15.0	
32	Carbophenothion	2.0000	1.8639	6.8	15.0	
31	Triphenyl phosphate	2.0000	1.7170	14.2	15.0	
34	Phosmet	2.0000	1.6471	17.6	15.0	<-
32	EPN	2.0000	1.7931	10.3	15.0	
33	Azinphos-methyl	2.0000	1.9226	3.9	15.0	
35	Azinphos-ethyl	2.0000	1.8331	8.3	15.0	
36	Coumaphos	2.0000	2.0063	0.3	15.0	

rr03\Public\chem\GCS\GC_D2.i\0626091.B/010F1001.D
Report Date: 06/30/2009

CONTINUING CALIBRATION COMPOUNDS
PERCENT DRIFT REPORT

Instrument ID: GC_D2.i
Lab File ID: 010F1001.D
Analysis Type: NONE

Injection Date: 26-JUN-2009 21:40
Lab Sample ID: OPP SS GSV0633
Method File: \\DenSvr03\Public\chem\GCS\GC_D2.

COMPOUND	EXPECTED CONC.	MEASURED CONC.	%D	MAX %D
27 Merphos	2.0000	1.7215	13.9	15.0
40 Total Demeton	2.0000	2.1021	5.1	15.0

Average %D = 23.4

\\DenSvr03\Public\chem\GCS\GC_D2.i\0626092.B/010F1001.D
Report Date: 06/30/2009

CONTINUING CALIBRATION COMPOUNDS
PERCENT DRIFT REPORT

Instrument ID: GC_D2.i
Lab File ID: 010F1001.D
Analysis Type: NONE

Injection Date: 26-JUN-2009 21:40
Lab Sample ID: OPP SS GSV0633
Method File: \\DenSvr03\Public\chem\GCS\GC_D2.

	COMPOUND	EXPECTED CONC.	MEASURED CONC.	%D	MAX %D	
1	o,o,o-TEPT	2.0000	2.0069	0.3	15.0	
2	Dichlorvos	2.0000	1.7707	11.5	15.0	
3	Chlormefos	2.0000	1.6957	15.2	15.0	<- ok
4	Mevinphos	2.0000	1.8364	8.2	15.0	
5	Demeton-O	0.6500	2.0472	215.0	15.0	<- ok, see total demeton
6	Thionazin	2.0000	1.8758	6.2	15.0	
7	Ethoprop	2.0000	1.8962	5.2	15.0	
8	Phorate	2.0000	1.9509	2.5	15.0	
10	Naled	2.0000	1.0486	47.6	15.0	<-
146	Sulfotepp	2.0000	1.7143	14.3	15.0	
10	Simazine	2.0000	3.6013	80.1	15.0	<-
12	Diazinon	2.0000	2.0803	4.0	15.0	
150	Atrazine	2.0000	1.9693	1.5	15.0	
13	Propazine	2.0000	1.8742	6.3	15.0	
14	Disulfoton	2.0000	1.6970	15.1	15.0	<- ok
15	Demeton-S	1.3600	0.2011	85.2	15.0	<- ok, see total demeton
16	Dimethoate	2.0000	1.8701	6.5	15.0	
17	Ronnel	2.0000	2.0112	0.6	15.0	
148	Merphos-A (Merphos)	2.0000	0.5348	73.3	999.0	
18	Chlorpyrifos	2.0000	2.1084	5.4	15.0	
19	Fenthion	2.0000	2.0634	3.2	15.0	
20	Trichloronate	2.0000	1.8617	6.9	15.0	
21	Anilazine	2.0000	1.2425	37.9	15.0	<-
23	Methyl Parathion	2.0000	2.0228	1.1	15.0	
24	Malathion	2.0000	1.5362	23.2	15.0	<-
25	Tokuthion	2.0000	1.8925	5.4	15.0	
26	Parathion	2.0000	2.1337	6.7	15.0	
149	Merphos-B (Merphos Oxone)	2.0000	5.0080	150.4	999.0	
27	Tetrachlorvinphos (stirophos)	2.0000	2.0814	4.1	15.0	
28	Carbophenothion methyl	2.0000	1.2466	37.7	15.0	<-
28	Bolstar	2.0000	2.0778	3.9	15.0	
30	Carbophenothion	2.0000	1.7496	12.5	15.0	
29	Triphenyl phosphate	2.0000	1.7275	13.6	15.0	
30	Fensulfothion	2.0000	2.0824	4.1	15.0	
35	Phosmet / EPN	4.0000	3.4695	13.3	15.0	
33	Famphur	2.0000	1.7579	12.1	15.0	
34	Azinphos-methyl	2.0000	1.8108	9.5	15.0	
35	Azinphos-ethyl	2.0000	1.7982	10.1	15.0	
36	Coumaphos	2.0000	1.9588	2.1	15.0	

\\DenSvr03\Public\chem\GCS\GC_D2.i\0626092.B/010F1001.D
Report Date: 06/30/2009

CONTINUING CALIBRATION COMPOUNDS
PERCENT DRIFT REPORT

Instrument ID: GC_D2.i
Lab File ID: 010F1001.D
Analysis Type: NONE

Injection Date: 26-JUN-2009 21:40
Lab Sample ID: OPP SS GSV0633
Method File: \\DenSvr03\Public\chem\GCS\GC_D2.

COMPOUND	EXPECTED CONC.	MEASURED CONC.	%D	MAX %D	
22 Merphos	2.0000	1.6146	19.3	15.0	<-
40 Total Demeton	2.0000	2.2483	12.4	15.0	

Average %D = 24.2

TestAmerica

Data file : \\DenSvr03\Public\chem\GCS\GC_D2.i\0626091.B\003F0301.D
Lab Smp Id: OPP L7 GSV0634 Client Smp ID: OPP L7 GSV0634
Inj Date : 26-JUN-2009 18:28
Operator : MPK/TLW Inst ID: GC_D2.i
Smp Info : OPP L7 GSV0634
Misc Info : IS - GSV0633-09
Comment :
Method : \\DenSvr03\Public\chem\GCS\GC_D2.i\0626091.B\8141A-1.m
Meth Date : 30-Jun-2009 12:45 GC_D2.i Quant Type: ISTD
Cal Date : 26-JUN-2009 20:18 Cal File: 007F0701.D
Als bottle: 3 Calibration Sample, Level: 7
Dil Factor: 1.00000
Integrator: Falcon Compound Sublist: 8141A.sub
Target Version: 4.14
Processing Host: DENPC075

						AMOUNTS	
						CAL-AMT	ON-COL
	Compounds	RT	EXP RT	REL RT	RESPONSE	(ug/mL)	(ug/mL)
	1 o,o,o-TEPT	3.256	3.254	(0.183)	707938	5.00000	4.923
	2 Dichlorvos	4.075	4.074	(0.228)	456822	5.00000	5.116(A)
	3 Mevinphos	5.736	5.739	(0.322)	240948	5.00000	4.912
$	4 Chlormefos	5.835	5.836	(0.327)	549929	5.00000	4.918
	5 Thionazin	7.505	7.507	(0.421)	493034	5.00000	4.831
	6 Demeton-O	7.645	7.649	(0.428)	165003	1.62500	1.714
	7 Ethoprop	7.846	7.852	(0.440)	445084	5.00000	4.977
	8 Naled	8.053	8.057	(0.451)	121152	5.00000	5.203(A)
*	9 Tributylphosphate	8.110	8.135	(1.000)	206876	2.00000	
	10 Sulfotepp	8.440	8.442	(0.473)	609341	5.00000	4.831
	11 Phorate	8.530	8.532	(0.478)	441181	5.00000	4.764
	12 Dimethoate	8.655	8.659	(0.485)	565436	5.00000	5.256(A)
	13 Demeton-S	8.838	8.846	(0.495)	264954	3.40000	3.396
	14 Simazine	8.921	8.924	(0.500)	190219	5.00000	5.176(A)
	15 Atrazine	9.091	9.094	(0.510)	228392	5.00000	5.475(A)
	16 propazine	9.236	9.241	(0.518)	202756	5.00000	5.268(A)
	17 Disulfoton	9.866	9.869	(0.553)	290419	5.00000	4.668
	18 Diazinon	9.900	9.902	(0.555)	490902	5.00000	4.934
	19 Methyl Parathion	10.715	10.717	(0.601)	322048	5.00000	5.104(A)
	20 Ronnel	11.238	11.241	(0.630)	302582	5.00000	4.640
	21 Malathion	11.801	11.804	(0.661)	283462	5.00000	4.812
	22 Fenthion	11.930	11.932	(0.669)	301476	5.00000	4.701
	23 Parathion	12.020	12.019	(0.674)	334974	5.00000	4.908
	24 Chlorpyrifos	12.068	12.067	(0.676)	398604	5.00000	4.827
	25 Trichloronate	12.493	12.496	(0.700)	365975	5.00000	4.959
	26 Anilazine	12.815	12.817	(0.718)	34322	5.00000	4.247
	27 Merphos-A (Merphos)	13.196	13.199	(0.740)	302744	5.00000	4.916
	28 Tetrachlorvinphos (Stirophos)	13.818	13.824	(0.774)	210886	5.00000	5.153(A)
	29 Tokuthion	14.448	14.449	(0.810)	351657	5.00000	4.970
	30 Merphos-B (Merphos Oxone)	14.646	14.651	(0.821)	79809	5.00000	4.813
	31 Carbophenothion-methyl	15.235	15.239	(0.854)	266724	5.00000	4.968
	32 Fensulfothion	15.356	15.361	(0.861)	295978	5.00000	4.978
	33 Bolstar / Famphur	16.053	16.053	(0.900)	629265	10.0000	9.297

		Compounds	RT	EXP RT	REL RT	RESPONSE	AMOUNTS CAL-AMT (ug/mL)	AMOUNTS ON-COL (ug/mL)
	34	Carbophenothion	16.196	16.197	(0.908)	321417	5.00000	4.733
$	35	Triphenyl phosphate	16.710	16.712	(0.936)	244102	5.00000	4.730(A)
	36	Phosmet	16.963	16.963	(0.951)	290049	5.00000	4.990
	37	EPN	17.150	17.151	(0.961)	294020	5.00000	5.219(A)
	38	Azinphos-methyl	17.478	17.480	(0.980)	309219	5.00000	4.993
*	39	TOCP	17.843	17.846	(1.000)	102065	2.00000	
	40	Azinphos-ethyl	17.923	17.926	(1.004)	318459	5.00000	4.789
	41	Coumaphos	18.363	18.366	(1.029)	252650	5.00000	5.058(A)
S	42	Merphos				382553	5.00000	4.876
M	43	Total Demeton				429957	5.00000	5.110

QC Flag Legend

A - Target compound detected but, quantitated amount exceeded maximum amount.

TestAmerica

INTERNAL STANDARD COMPOUNDS
AREA AND RT SUMMARY

Instrument ID: GC_D2.i
Lab File ID: 003F0301.D
Lab Smp Id: OPP L7 GSV0634
Analysis Type: SV
Quant Type: ISTD
Operator: MPK/TLW
Method File: \\DenSvr03\Public\chem\GCS\GC_D2.i\0626091.B\8141A-1.m
Misc Info: IS - GSV0633-09

Calibration Date: 26-JUN-2009
Calibration Time: 21:40
Client Smp ID: OPP L7 GSV0634
Level:
Sample Type:

		AREA LIMIT			
COMPOUND	STANDARD	LOWER	UPPER	SAMPLE	%DIFF
9 Tributylphosphate	166572	83286	333144	206876	24.20
39 TOCP	99647	49824	199294	102065	2.43

		RT LIMIT			
COMPOUND	STANDARD	LOWER	UPPER	SAMPLE	%DIFF
9 Tributylphosphate	8.11	7.61	8.61	8.11	-0.03
39 TOCP	17.84	17.34	18.34	17.84	0.01

AREA UPPER LIMIT = +100% of internal standard area.
AREA LOWER LIMIT = - 50% of internal standard area.
RT UPPER LIMIT = + 0.50 minutes of internal standard RT.
RT LOWER LIMIT = - 0.50 minutes of internal standard RT.



Data File: \\DenSvr03\Public\chem\GCS\GC_D2.i\0626091.B\003F0301.D
Date : 26-JUN-2009 18:28
Client ID: OPP L7 GSV0634
Sample Info: OPP L7 GSV0634
Column phase: RTx-1MS

Instrument: GC_D2.i
Operator: MPK/TLW
Column diameter: 0.32

TestAmerica

Data file : \\DenSvr03\Public\chem\GCS\GC_D2.i\0626091.B\004F0401.D
Lab Smp Id: OPP L6 GSV0637 Client Smp ID: OPP L6 GSV0637
Inj Date : 26-JUN-2009 18:55
Operator : MPK/TLW Inst ID: GC_D2.i
Smp Info : OPP L6 GSV0637
Misc Info : IS - GSV0633-09
Comment :
Method : \\DenSvr03\Public\chem\GCS\GC_D2.i\0626091.B\8141A-1.m
Meth Date : 30-Jun-2009 12:45 GC_D2.i Quant Type: ISTD
Cal Date : 26-JUN-2009 18:28 Cal File: 003F0301.D
Als bottle: 4 Calibration Sample, Level: 6
Dil Factor: 1.00000
Integrator: Falcon Compound Sublist: 8141A.sub
Target Version: 4.14
Processing Host: DENPC075

						AMOUNTS	
						CAL-AMT	ON-COL
	Compounds	RT	EXP RT	REL RT	RESPONSE	(ug/mL)	(ug/mL)
	==========	====	========	========	========	=======	=======
	1 o,o,o-TEPT	3.254	3.254	(0.182)	559984	4.00000	4.123
	2 Dichlorvos	4.074	4.074	(0.228)	337386	4.00000	4.000
	3 Mevinphos	5.736	5.739	(0.321)	189437	4.00000	4.089
$	4 Chlormefos	5.834	5.836	(0.327)	433193	4.00000	4.101
	5 Thionazin	7.504	7.507	(0.421)	385808	4.00000	4.002
	6 Demeton-O	7.646	7.649	(0.429)	113108	1.30000	1.237
	7 Ethoprop	7.848	7.852	(0.440)	343730	4.00000	4.069
	8 Naled	8.054	8.057	(0.451)	90892	4.00000	4.172
*	9 Tributylphosphate	8.111	8.135	(1.000)	190710	2.00000	
	10 Sulfotepp	8.439	8.442	(0.473)	486417	4.00000	4.072
	11 Phorate	8.531	8.532	(0.478)	345415	4.00000	3.949
	12 Dimethoate	8.654	8.659	(0.485)	445385	4.00000	4.383
	13 Demeton-S	8.838	8.846	(0.495)	208362	2.72000	2.828
	14 Simazine	8.919	8.924	(0.500)	147784	4.00000	4.272
	15 Atrazine	9.089	9.094	(0.509)	175159	4.00000	4.445
	16 propazine	9.236	9.241	(0.518)	156982	4.00000	4.318
	17 Disulfoton	9.868	9.869	(0.553)	247845	4.00000	4.214
	18 Diazinon	9.901	9.902	(0.555)	354996	4.00000	3.778
	19 Methyl Parathion	10.714	10.717	(0.601)	250051	4.00000	4.196
	20 Ronnel	11.239	11.241	(0.630)	259621	4.00000	4.214
	21 Malathion	11.799	11.804	(0.661)	228260	4.00000	4.097
	22 Fenthion	11.931	11.932	(0.669)	241990	4.00000	3.995
	23 Parathion	12.018	12.019	(0.674)	267071	4.00000	4.142
	24 Chlorpyrifos	12.066	12.067	(0.676)	312992	4.00000	4.013
	25 Trichloronate	12.493	12.496	(0.700)	293942	4.00000	4.216
	26 Anilazine	12.814	12.817	(0.718)	29375	4.00000	4.019
	27 Merphos-A (Merphos)	13.196	13.199	(0.740)	239875	4.00000	4.124
	28 Tetrachlorvinphos (Stirophos)	13.818	13.824	(0.774)	164180	4.00000	4.247
	29 Tokuthion	14.446	14.449	(0.810)	271654	4.00000	4.065
	30 Merphos-B (Merphos Oxone)	14.648	14.651	(0.821)	65974	4.00000	4.215
	31 Carbophenothion-methyl	15.234	15.239	(0.854)	206137	4.00000	4.052
	32 Fensulfothion	15.358	15.361	(0.861)	229856	4.00000	4.110
	33 Bolstar / Famphur	16.053	16.053	(0.900)	495681	8.00000	7.753

		Compounds	RT	EXP RT	REL RT	RESPONSE	AMOUNTS CAL-AMT (ug/mL)	AMOUNTS ON-COL (ug/mL)
	34	Carbophenothion	16.194	16.197	(0.908)	272632	4.00000	4.251
$	35	Triphenyl phosphate	16.711	16.712	(0.937)	194548	4.00000	3.991(A)
	36	Phosmet	16.963	16.963	(0.951)	223910	4.00000	4.079
	37	EPN	17.148	17.151	(0.961)	220388	4.00000	4.152
	38	Azinphos-methyl	17.478	17.480	(0.980)	244293	4.00000	4.176
*	39	TOCP	17.843	17.846	(1.000)	96406	2.00000	
	40	Azinphos-ethyl	17.923	17.926	(1.004)	253982	4.00000	4.021
	41	Coumaphos	18.363	18.366	(1.029)	194765	4.00000	4.128
S	42	Merphos				305849	4.00000	4.161
M	43	Total Demeton				321470	4.00000	4.064

QC Flag Legend

A - Target compound detected but, quantitated amount exceeded maximum amount.

TestAmerica

INTERNAL STANDARD COMPOUNDS
AREA AND RT SUMMARY

Instrument ID: GC_D2.i
Lab File ID: 004F0401.D
Lab Smp Id: OPP L6 GSV0637
Analysis Type: SV
Quant Type: ISTD
Operator: MPK/TLW
Method File: \\DenSvr03\Public\chem\GCS\GC_D2.i\0626091.B\8141A-1.m
Misc Info: IS - GSV0633-09

Calibration Date: 26-JUN-2009
Calibration Time: 21:40
Client Smp ID: OPP L6 GSV0637
Level:
Sample Type:

COMPOUND	STANDARD	AREA LIMIT LOWER	AREA LIMIT UPPER	SAMPLE	%DIFF
9 Tributylphosphate	166572	83286	333144	190710	14.49
39 TOCP	99647	49824	199294	96406	-3.25

COMPOUND	STANDARD	RT LIMIT LOWER	RT LIMIT UPPER	SAMPLE	%DIFF
9 Tributylphosphate	8.11	7.61	8.61	8.11	-0.01
39 TOCP	17.84	17.34	18.34	17.84	0.00

AREA UPPER LIMIT = +100% of internal standard area.
AREA LOWER LIMIT = - 50% of internal standard area.
RT UPPER LIMIT = + 0.50 minutes of internal standard RT.
RT LOWER LIMIT = - 0.50 minutes of internal standard RT.



Data File: \\DenSvr03\Public\chem\GCS\GC_D2.i\0626091.B\004F0401.D
Date : 26-JUN-2009 18:55
Client ID: OPP L6 GSV0637
Sample Info: OPP L6 GSV0637
Column phase: RTx-1MS
Instrument: GC_D2.i
Operator: MPK/TLW
Column diameter: 0.32

TestAmerica

Data file : \\DenSvr03\Public\chem\GCS\GC_D2.i\0626091.B\005F0501.D
Lab Smp Id: OPP L5 GSV0635 Client Smp ID: OPP L5 GSV0635
Inj Date : 26-JUN-2009 19:23
Operator : MPK/TLW Inst ID: GC_D2.i
Smp Info : OPP L5 GSV0635
Misc Info : IS - GSV0633-09
Comment :
Method : \\DenSvr03\Public\chem\GCS\GC_D2.i\0626091.B\8141A-1.m
Meth Date : 30-Jun-2009 12:45 GC_D2.i Quant Type: ISTD
Cal Date : 26-JUN-2009 18:55 Cal File: 004F0401.D
Als bottle: 5 Calibration Sample, Level: 5
Dil Factor: 1.00000
Integrator: Falcon Compound Sublist: 8141A.sub
Target Version: 4.14
Processing Host: DENPC075

						AMOUNTS	
						CAL-AMT	ON-COL
	Compounds	RT	EXP RT	REL RT	RESPONSE	(ug/mL)	(ug/mL)
	1 o,o,o-TEPT	3.254	3.254	(0.182)	430120	3.00000	2.892
	2 Dichlorvos	4.074	4.074	(0.228)	272336	3.00000	2.949
	3 Mevinphos	5.737	5.739	(0.322)	150686	3.00000	2.970
$	4 Chlormefos	5.834	5.836	(0.327)	373109	3.00000	3.226
	5 Thionazin	7.504	7.507	(0.421)	310451	3.00000	2.941
	6 Demeton-O	7.646	7.649	(0.429)	96004	0.97500	0.9530
	7 Ethoprop	7.847	7.852	(0.440)	275706	3.00000	2.981
	8 Naled	8.054	8.057	(0.451)	67594	3.00000	2.896
*	9 Tributylphosphate	8.111	8.135	(1.000)	190357	2.00000	
	10 Sulfotepp	8.439	8.442	(0.473)	393078	3.00000	2.987
	11 Phorate	8.531	8.532	(0.478)	279291	3.00000	2.916
	12 Dimethoate	8.654	8.659	(0.485)	354003	3.00000	3.181
	13 Demeton-S	8.837	8.846	(0.495)	167136	2.04000	2.071
	14 Simazine	8.919	8.924	(0.500)	115426	3.00000	3.070
	15 Atrazine	9.089	9.094	(0.509)	135287	3.00000	3.135
	16 propazine	9.236	9.241	(0.518)	119795	3.00000	3.009
	17 Disulfoton	9.867	9.869	(0.553)	193050	3.00000	2.986
	18 Diazinon	9.901	9.902	(0.555)	314608	3.00000	3.057
	19 Methyl Parathion	10.714	10.717	(0.600)	206402	3.00000	3.163
	20 Ronnel	11.239	11.241	(0.630)	197062	3.00000	2.921
	21 Malathion	11.799	11.804	(0.661)	186013	3.00000	3.038
	22 Fenthion	11.931	11.932	(0.669)	198864	3.00000	2.998
	23 Parathion	12.017	12.019	(0.674)	215846	3.00000	3.057
	24 Chlorpyrifos	12.066	12.067	(0.676)	255782	3.00000	2.995
	25 Trichloronate	12.494	12.496	(0.700)	231599	3.00000	3.034
	26 Anilazine	12.812	12.817	(0.718)	19893	3.00000	2.881
	27 Merphos-A (Merphos)	13.196	13.199	(0.740)	192022	3.00000	3.015
	28 Tetrachlorvinphos (Stirophos)	13.816	13.824	(0.774)	134968	3.00000	3.188
	29 Tokuthion	14.447	14.449	(0.810)	220825	3.00000	3.018
	30 Merphos-B (Merphos Oxone)	14.647	14.651	(0.821)	50056	3.00000	2.927
	31 Carbophenothion-methyl	15.236	15.239	(0.854)	167145	3.00000	2.983
	32 Fensulfothion	15.356	15.361	(0.861)	185778	3.00000	3.058
	33 Bolstar / Famphur	16.051	16.053	(0.900)	404218	6.00000	5.774

		Compounds	RT	EXP RT	REL RT	RESPONSE	AMOUNTS CAL-AMT (ug/mL)	AMOUNTS ON-COL (ug/mL)
	34	Carbophenothion	16.194	16.197	(0.908)	199717	3.00000	2.844
$	35	Triphenyl phosphate	16.711	16.712	(0.937)	157761	3.00000	2.956(A)
	36	Phosmet	16.962	16.963	(0.951)	177892	3.00000	2.959
	37	EPN	17.149	17.151	(0.961)	171283	3.00000	2.961
	38	Azinphos-methyl	17.476	17.480	(0.979)	195645	3.00000	3.054
*	39	TOCP	17.842	17.846	(1.000)	105568	2.00000	
	40	Azinphos-ethyl	17.922	17.926	(1.004)	209971	3.00000	2.999
	41	Coumaphos	18.364	18.366	(1.029)	159962	3.00000	3.096
S	42	Merphos				242078	3.00000	2.978
M	43	Total Demeton				263140	3.00000	3.024

QC Flag Legend

A - Target compound detected but, quantitated amount exceeded maximum amount.

TestAmerica

INTERNAL STANDARD COMPOUNDS
AREA AND RT SUMMARY

Instrument ID: GC_D2.i
Lab File ID: 005F0501.D
Lab Smp Id: OPP L5 GSV0635
Analysis Type: SV
Quant Type: ISTD
Operator: MPK/TLW
Method File: \\DenSvr03\Public\chem\GCS\GC_D2.i\0626091.B\8141A-1.m
Misc Info: IS - GSV0633-09

Calibration Date: 26-JUN-2009
Calibration Time: 21:40
Client Smp ID: OPP L5 GSV0635
Level:
Sample Type:

		AREA LIMIT			
COMPOUND	STANDARD	LOWER	UPPER	SAMPLE	%DIFF
9 Tributylphosphate	166572	83286	333144	190357	14.28
39 TOCP	99647	49824	199294	105568	5.94

		RT LIMIT			
COMPOUND	STANDARD	LOWER	UPPER	SAMPLE	%DIFF
9 Tributylphosphate	8.11	7.61	8.61	8.11	-0.02
39 TOCP	17.84	17.34	18.34	17.84	0.00

AREA UPPER LIMIT = +100% of internal standard area.
AREA LOWER LIMIT = - 50% of internal standard area.
RT UPPER LIMIT = + 0.50 minutes of internal standard RT.
RT LOWER LIMIT = - 0.50 minutes of internal standard RT.

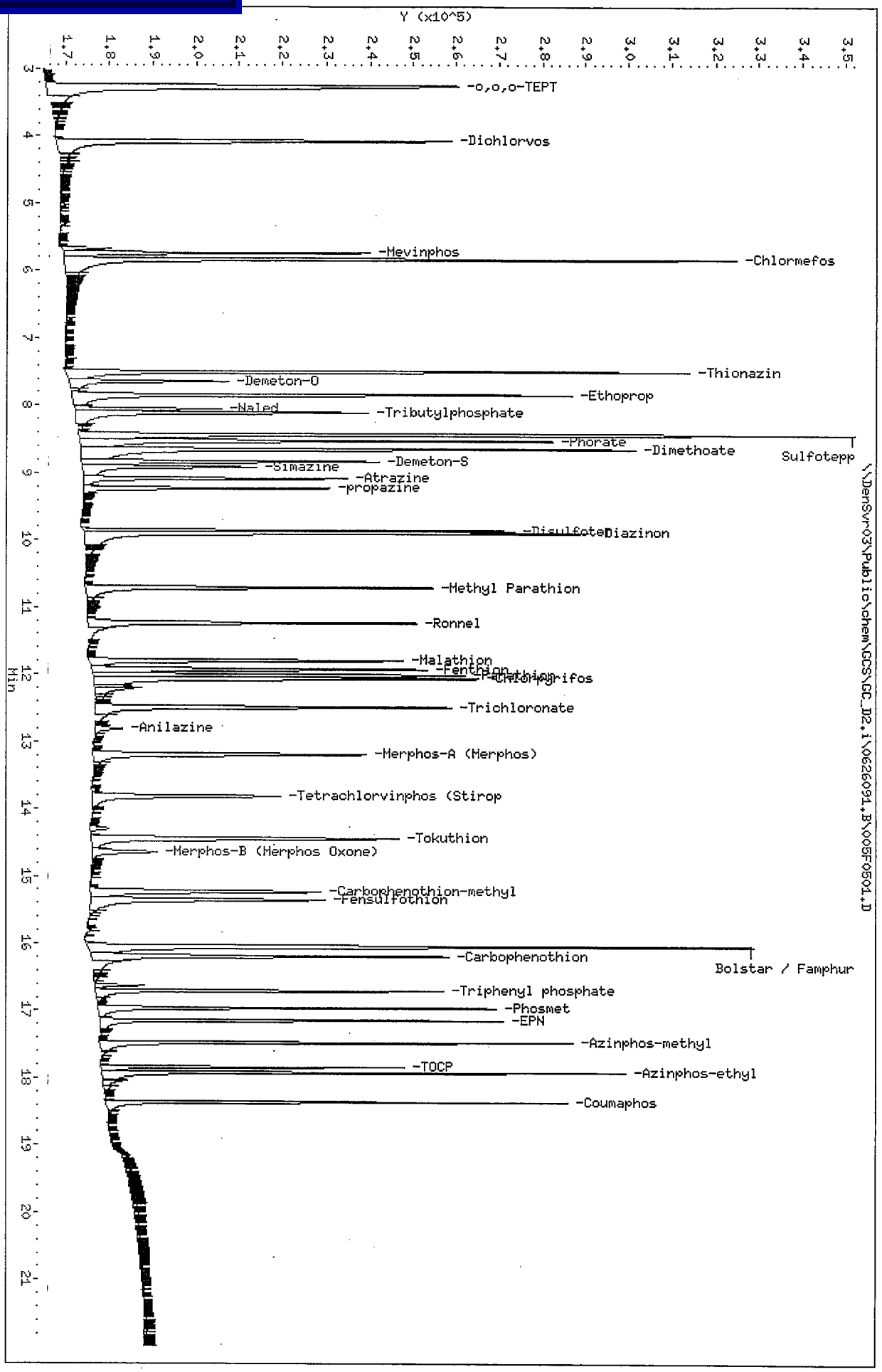

Data File: \\DenSvr03\Public\chem\GCS\GC_D2.i\0626091.B\005F0501.D
Date : 26-JUN-2009 19:23
Client ID: OPP L5 GSV0635
Sample Info: OPP L5 GSV0635
Column phase: RTx-1HS

Instrument: GC_D2.i
Operator: MPK/TLW
Column diameter: 0.32

TestAmerica

Data file : \\DenSvr03\Public\chem\GCS\GC_D2.i\0626091.B\006F0601.D
Lab Smp Id: OPP L4 GSV0638 Client Smp ID: OPP L4 GSV0638
Inj Date : 26-JUN-2009 19:50
Operator : MPK/TLW Inst ID: GC_D2.i
Smp Info : OPP L4 GSV0638
Misc Info : IS - GSV0633-09
Comment :
Method : \\DenSvr03\Public\chem\GCS\GC_D2.i\0626091.B\8141A-1.m
Meth Date : 30-Jun-2009 12:45 GC_D2.i Quant Type: ISTD
Cal Date : 26-JUN-2009 19:23 Cal File: 005F0501.D
Als bottle: 6 Calibration Sample, Level: 4
Dil Factor: 1.00000
Integrator: Falcon Compound Sublist: 8141A.sub
Target Version: 4.14
Processing Host: DENPC075

						AMOUNTS	
						CAL-AMT	ON-COL
	Compounds	RT	EXP RT	REL RT	RESPONSE	(ug/mL)	(ug/mL)
	1 o,o,o-TEPT	3.255	3.254	(0.182)	282037	2.00000	2.056
	2 Dichlorvos	4.075	4.074	(0.228)	171715	2.00000	2.016
	3 Mevinphos	5.737	5.739	(0.322)	99077	2.00000	2.117
$	4 Chlormefos	5.834	5.836	(0.327)	220122	2.00000	2.064
	5 Thionazin	7.504	7.507	(0.421)	202723	2.00000	2.082
	6 Demeton-O	7.647	7.649	(0.429)	62341	0.65000	0.6633
	7 Ethoprop	7.849	7.852	(0.440)	168636	2.00000	1.977
	8 Naled	8.055	8.057	(0.451)	36940	2.00000	1.794
*	9 Tributylphosphate	8.112	8.135	(1.000)	160310	2.00000	
	10 Sulfotepp	8.439	8.442	(0.473)	259970	2.00000	2.122
	11 Phorate	8.530	8.532	(0.478)	177561	2.00000	2.010
	12 Dimethoate	8.655	8.659	(0.485)	219744	2.00000	2.141
	13 Demeton-S	8.840	8.846	(0.495)	104966	1.36000	1.410
	14 Simazine	8.919	8.924	(0.500)	64611	2.00000	1.894
	15 Atrazine	9.089	9.094	(0.509)	82396	2.00000	2.070
	16 propazine	9.235	9.241	(0.518)	76116	2.00000	2.073
	17 Disulfoton	9.867	9.869	(0.553)	127893	2.00000	2.134
	18 Diazinon	9.902	9.902	(0.555)	196533	2.00000	2.071
	19 Methyl Parathion	10.714	10.717	(0.600)	128904	2.00000	2.142
	20 Ronnel	11.239	11.241	(0.630)	125931	2.00000	2.024
	21 Malathion	11.799	11.804	(0.661)	119836	2.00000	2.110
	22 Fenthion	11.930	11.932	(0.669)	125692	2.00000	2.054
	23 Parathion	12.017	12.019	(0.673)	135333	2.00000	2.078
	24 Chlorpyrifos	12.067	12.067	(0.676)	158619	2.00000	2.014
	25 Trichloronate	12.494	12.496	(0.700)	144264	2.00000	2.049
	26 Anilazine	12.815	12.817	(0.718)	12790	2.00000	2.151
	27 Merphos-A (Merphos)	13.197	13.199	(0.740)	120719	2.00000	2.055
	28 Tetrachlorvinphos (Stirophos)	13.817	13.824	(0.774)	81250	2.00000	2.081
	29 Tokuthion	14.447	14.449	(0.810)	140431	2.00000	2.081
	30 Merphos-B (Merphos Oxone)	14.649	14.651	(0.821)	34113	2.00000	2.168
	31 Carbophenothion-methyl	15.235	15.239	(0.854)	105577	2.00000	2.022
	32 Fensulfothion	15.357	15.361	(0.861)	104440	2.00000	1.901
	33 Bolstar / Famphur	16.052	16.053	(0.900)	260611	4.00000	4.036

	Compounds	RT	EXP RT	REL RT	RESPONSE	AMOUNTS CAL-AMT (ug/mL)	AMOUNTS ON-COL (ug/mL)
	34 Carbophenothion	16.195	16.197	(0.908)	128846	2.00000	1.989
$	35 Triphenyl phosphate	16.710	16.712	(0.936)	102669	2.00000	2.086 (A)
	36 Phosmet	16.962	16.963	(0.951)	117406	2.00000	2.118
	37 EPN	17.149	17.151	(0.961)	111165	2.00000	2.098
	38 Azinphos-methyl	17.477	17.480	(0.979)	124853	2.00000	2.113
*	39 TOCP	17.844	17.846	(1.000)	97363	2.00000	
	40 Azinphos-ethyl	17.924	17.926	(1.004)	134607	2.00000	2.040
	41 Coumaphos	18.364	18.366	(1.029)	99259	2.00000	2.083
S	42 Merphos				154832	2.00000	2.068
M	43 Total Demeton				167307	2.00000	2.074

QC Flag Legend

A - Target compound detected but, quantitated amount exceeded maximum amount.

TestAmerica

INTERNAL STANDARD COMPOUNDS
AREA AND RT SUMMARY

Instrument ID: GC_D2.i
Lab File ID: 006F0601.D
Lab Smp Id: OPP L4 GSV0638
Analysis Type: SV
Quant Type: ISTD
Operator: MPK/TLW
Method File: \\DenSvr03\Public\chem\GCS\GC_D2.i\0626091.B\8141A-1.m
Misc Info: IS - GSV0633-09

Calibration Date: 26-JUN-2009
Calibration Time: 19:50
Client Smp ID: OPP L4 GSV0638
Level:
Sample Type:

COMPOUND	STANDARD	AREA LIMIT LOWER	AREA LIMIT UPPER	SAMPLE	%DIFF
9 Tributylphosphate	160310	80155	320620	160310	0.00
39 TOCP	97363	48682	194726	97363	0.00

COMPOUND	STANDARD	RT LIMIT LOWER	RT LIMIT UPPER	SAMPLE	%DIFF
9 Tributylphosphate	8.11	7.61	8.61	8.11	0.00
39 TOCP	17.84	17.34	18.34	17.84	0.00

AREA UPPER LIMIT = +100% of internal standard area.
AREA LOWER LIMIT = - 50% of internal standard area.
RT UPPER LIMIT = + 0.50 minutes of internal standard RT.
RT LOWER LIMIT = - 0.50 minutes of internal standard RT.

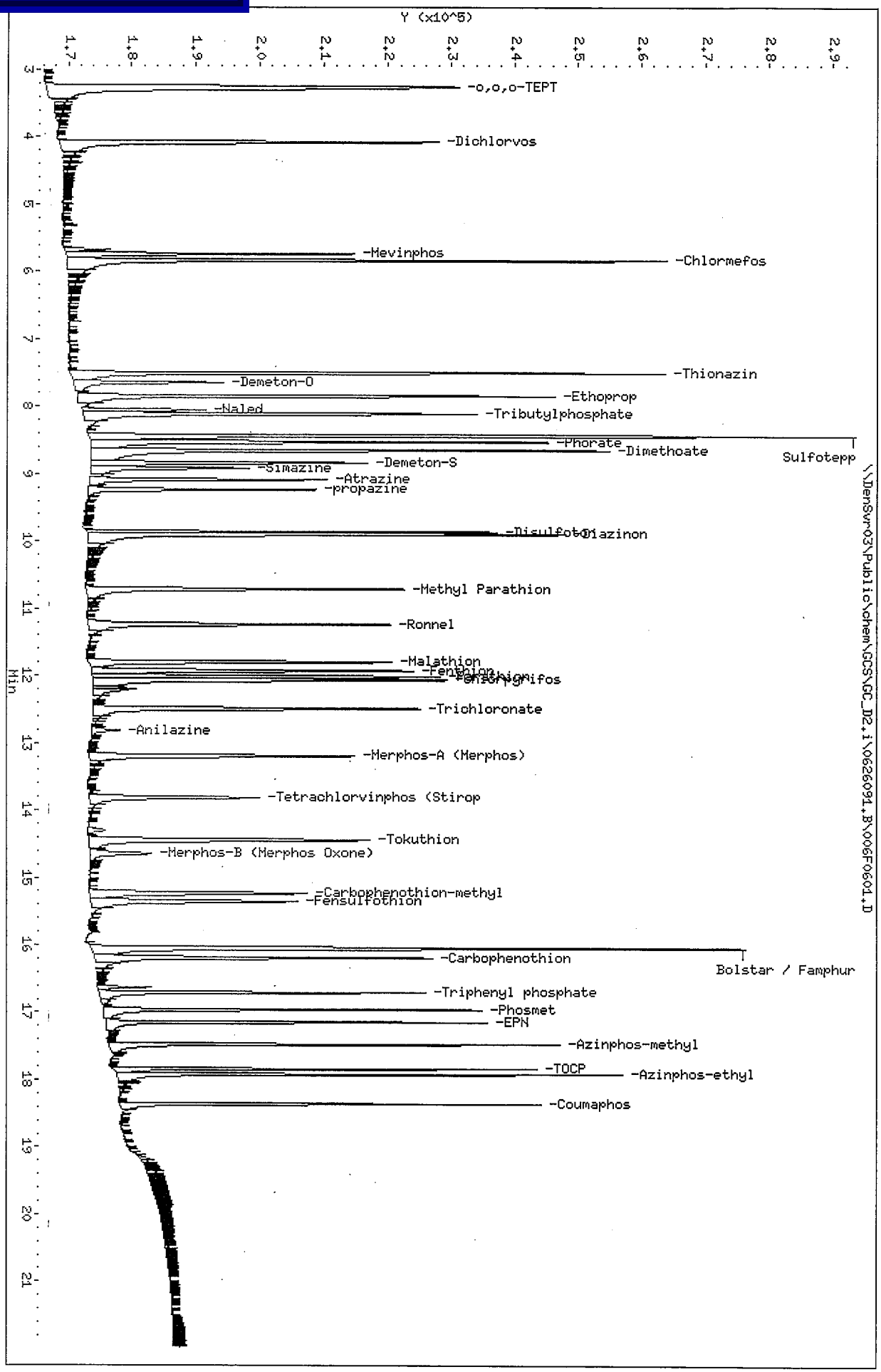

Data File: \\DenSvr03\Public\chem\GCS\GC_D2,i\0626094,B\006F0604,D
Date : 26-JUN-2009 19:50
Client ID: OPP L4 GSV0638
Sample Info: OPP L4 GSV0638
Column phase: RTx-1MS

Instrument: GC_D2,i
Operator: HPK/TLW
Column diameter: 0.32

TestAmerica

Data file : \\DenSvr03\Public\chem\GCS\GC_D2.i\0626091.B\007F0701.D
Lab Smp Id: OPP L3 GSV0639 Client Smp ID: OPP L3 GSV0639
Inj Date : 26-JUN-2009 20:18
Operator : MPK/TLW Inst ID: GC_D2.i
Smp Info : OPP L3 GSV0639
Misc Info : IS - GSV0633-09
Comment :
Method : \\DenSvr03\Public\chem\GCS\GC_D2.i\0626091.B\8141A-1.m
Meth Date : 30-Jun-2009 12:45 GC_D2.i Quant Type: ISTD
Cal Date : 26-JUN-2009 19:50 Cal File: 006F0601.D
Als bottle: 7 Calibration Sample, Level: 3
Dil Factor: 1.00000
Integrator: Falcon Compound Sublist: 8141A.sub
Target Version: 4.14
Processing Host: DENPC075

	Compounds	RT	EXP RT	REL RT	RESPONSE	AMOUNTS CAL-AMT (ug/mL)	AMOUNTS ON-COL (ug/mL)
	1 o,o,o-TEPT	3.253	3.254	(0.182)	136897	1.00000	0.9509
	2 Dichlorvos	4.075	4.074	(0.228)	81003	1.00000	0.9061
	3 Mevinphos	5.738	5.739	(0.322)	46063	1.00000	0.9380
$	4 Chlormefos	5.833	5.836	(0.327)	102183	1.00000	0.9128
	5 Thionazin	7.503	7.507	(0.421)	99560	1.00000	0.9745
	6 Demeton-O	7.645	7.649	(0.429)	30145	0.32500	0.2917
	7 Ethoprop	7.850	7.852	(0.440)	82934	1.00000	0.9263
	8 Naled	8.055	8.057	(0.451)	15042	1.00000	0.8141
*	9 Tributylphosphate	8.113	8.135	(1.000)	156624	2.00000	
	10 Sulfotepp	8.438	8.442	(0.473)	131347	1.00000	0.9856
	11 Phorate	8.530	8.532	(0.478)	88795	1.00000	0.9577
	12 Dimethoate	8.657	8.659	(0.485)	105981	1.00000	0.9840
	13 Demeton-S	8.840	8.846	(0.495)	51826	0.68000	0.6636
	14 Simazine	8.918	8.924	(0.500)	29382	1.00000	0.8660
	15 Atrazine	9.088	9.094	(0.509)	38356	1.00000	0.9184
	16 propazine	9.235	9.241	(0.518)	35375	1.00000	0.9180
	17 Disulfoton	9.867	9.869	(0.553)	61920	1.00000	0.9637
	18 Diazinon	9.902	9.902	(0.555)	93892	1.00000	0.9427
	19 Methyl Parathion	10.715	10.717	(0.601)	58112	1.00000	0.9200
	20 Ronnel	11.240	11.241	(0.630)	61984	1.00000	0.9493
	21 Malathion	11.800	11.804	(0.661)	57103	1.00000	0.9353
	22 Fenthion	11.930	11.932	(0.669)	59512	1.00000	0.9268
	23 Parathion	12.017	12.019	(0.674)	63007	1.00000	0.9220
	24 Chlorpyrifos	12.067	12.067	(0.676)	75298	1.00000	0.9108
	25 Trichloronate	12.493	12.496	(0.700)	68852	1.00000	0.9318
	26 Anilazine	12.817	12.817	(0.718)	5311	1.00000	0.9480
	27 Merphos-A (Merphos)	13.198	13.199	(0.740)	59249	1.00000	0.9611
	28 Tetrachlorvinphos (Stirophos)	13.818	13.824	(0.775)	37534	1.00000	0.9161
	29 Tokuthion	14.448	14.449	(0.810)	66164	1.00000	0.9341
	30 Merphos-B (Merphos Oxone)	14.647	14.651	(0.821)	11676	1.00000	0.7212
	31 Carbophenothion-methyl	15.235	15.239	(0.854)	55023	1.00000	0.9704
	32 Fensulfothion	15.360	15.361	(0.861)	51304	1.00000	0.9402
	33 Bolstar / Famphur	16.050	16.053	(0.900)	135217	2.00000	1.995

		Compounds	RT	EXP RT	REL RT	RESPONSE	AMOUNTS CAL-AMT (ug/mL)	AMOUNTS ON-COL (ug/mL)
	34	Carbophenothion	16.193	16.197	(0.908)	65237	1.00000	0.9596
$	35	Triphenyl phosphate	16.708	16.712	(0.936)	49547	1.00000	0.9591
	36	Phosmet	16.962	16.963	(0.951)	56728	1.00000	0.9749
	37	EPN	17.148	17.151	(0.961)	48705	1.00000	0.9045
	38	Azinphos-methyl	17.478	17.480	(0.980)	59658	1.00000	0.9622
*	39	TOCP	17.842	17.846	(1.000)	102183	2.00000	
	40	Azinphos-ethyl	17.923	17.926	(1.005)	74071	1.00000	0.9989
	41	Coumaphos	18.363	18.366	(1.029)	47132	1.00000	0.9424
S	42	Merphos				70925	1.00000	0.8976
M	43	Total Demeton				81971	1.00000	0.9553

TestAmerica

INTERNAL STANDARD COMPOUNDS
AREA AND RT SUMMARY

Instrument ID: GC_D2.i
Lab File ID: 007F0701.D
Lab Smp Id: OPP L3 GSV0639
Analysis Type: SV
Quant Type: ISTD
Operator: MPK/TLW
Method File: \\DenSvr03\Public\chem\GCS\GC_D2.i\0626091.B\8141A-1.m
Misc Info: IS - GSV0633-09

Calibration Date: 26-JUN-2009
Calibration Time: 19:50
Client Smp ID: OPP L3 GSV0639
Level:
Sample Type:

COMPOUND	STANDARD	AREA LIMIT LOWER	AREA LIMIT UPPER	SAMPLE	%DIFF
9 Tributylphosphate	160310	80155	320620	156624	-2.30
39 TOCP	97363	48682	194726	102183	4.95

COMPOUND	STANDARD	RT LIMIT LOWER	RT LIMIT UPPER	SAMPLE	%DIFF
9 Tributylphosphate	8.11	7.61	8.61	8.11	0.02
39 TOCP	17.84	17.34	18.34	17.84	-0.01

AREA UPPER LIMIT = +100% of internal standard area.
AREA LOWER LIMIT = - 50% of internal standard area.
RT UPPER LIMIT = + 0.50 minutes of internal standard RT.
RT LOWER LIMIT = - 0.50 minutes of internal standard RT.

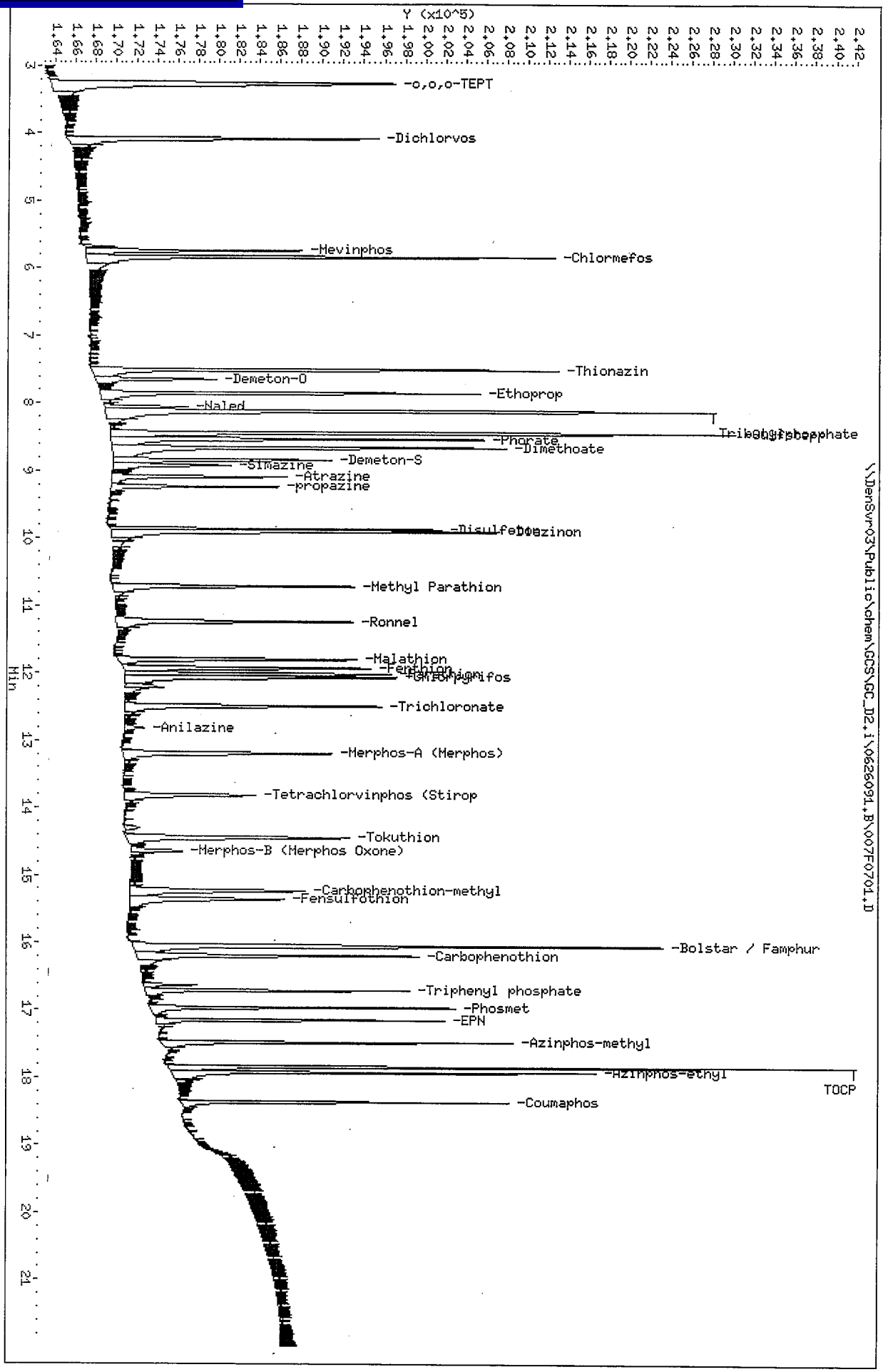

Data File: \\DenSvr03\Public\chem\GCS\GC_D2.i\0626091.B\007F0701.D
Date : 26-JUN-2009 20:18
Client ID: OPP L3 GSV0639
Sample Info: OPP L3 GSV0639
Column phase: RTx-1MS

Instrument: GC_D2.i
Operator: MPK/TLW
Column diameter: 0.32

TestAmerica

Data file : \\DenSvr03\Public\chem\GCS\GC_D2.i\0626091.B\008F0801.D
Lab Smp Id: OPP L2 GSV0640 Client Smp ID: OPP L2 GSV0640
Inj Date : 26-JUN-2009 20:45
Operator : MPK/TLW Inst ID: GC_D2.i
Smp Info : OPP L2 GSV0640
Misc Info : IS - GSV0633-09
Comment :
Method : \\DenSvr03\Public\chem\GCS\GC_D2.i\0626091.B\8141A-1.m
Meth Date : 30-Jun-2009 12:45 GC_D2.i Quant Type: ISTD
Cal Date : 26-JUN-2009 20:18 Cal File: 007F0701.D
Als bottle: 8 Calibration Sample, Level: 2
Dil Factor: 1.00000
Integrator: Falcon Compound Sublist: 8141A.sub
Target Version: 4.14
Processing Host: DENPC075

	Compounds	RT	EXP RT	REL RT	RESPONSE	AMOUNTS CAL-AMT (ug/mL)	AMOUNTS ON-COL (ug/mL)
	1 o,o,o-TEPT	3.255	3.254	(0.182)	68743	0.50000	0.4680
	2 Dichlorvos	4.076	4.074	(0.228)	42284	0.50000	0.4636
	3 Mevinphos	5.738	5.739	(0.322)	23796	0.50000	0.4749
$	4 Chlormefos	5.833	5.836	(0.327)	53089	0.50000	0.4648
	5 Thionazin	7.505	7.507	(0.421)	50724	0.50000	0.4866
	6 Demeton-O	7.646	7.649	(0.429)	17553	0.16250	0.1554
	7 Ethoprop	7.851	7.852	(0.440)	44525	0.50000	0.4874
	8 Naled	8.056	8.057	(0.452)	6103	0.50000	0.4398
*	9 Tributylphosphate	8.113	8.135	(1.000)	165852	2.00000	
	10 Sulfotepp	8.438	8.442	(0.473)	70885	0.50000	0.4886
	11 Phorate	8.530	8.532	(0.478)	47685	0.50000	0.5040
	12 Dimethoate	8.660	8.659	(0.485)	46100	0.50000	0.4195
	13 Demeton-S	8.843	8.846	(0.496)	25917	0.34000	0.3252
	14 Simazine	8.920	8.924	(0.500)	16248	0.50000	0.5059
	15 Atrazine	9.091	9.094	(0.510)	19948	0.50000	0.4681
	16 propazine	9.236	9.241	(0.518)	18281	0.50000	0.4649
	17 Disulfoton	9.866	9.869	(0.553)	33208	0.50000	0.4883
	18 Diazinon	9.903	9.902	(0.555)	47843	0.50000	0.4708
	19 Methyl Parathion	10.715	10.717	(0.601)	28773	0.50000	0.4464
	20 Ronnel	11.240	11.241	(0.630)	32156	0.50000	0.4827
	21 Malathion	11.800	11.804	(0.661)	30581	0.50000	0.4713
	22 Fenthion	11.931	11.932	(0.669)	30876	0.50000	0.4713
	23 Parathion	12.016	12.019	(0.673)	32682	0.50000	0.4687
	24 Chlorpyrifos	12.066	12.067	(0.676)	40856	0.50000	0.4843
	25 Trichloronate	12.493	12.496	(0.700)	37156	0.50000	0.4928
	26 Anilazine	12.820	12.817	(0.718)	2095	0.50000	0.4035 (M)
	27 Merphos-A (Merphos)	13.200	13.199	(0.740)	30112	0.50000	0.4787
	28 Tetrachlorvinphos (Stirophos)	13.818	13.824	(0.774)	19446	0.50000	0.4652
	29 Tokuthion	14.448	14.449	(0.810)	33437	0.50000	0.4626
	30 Merphos-B (Merphos Oxone)	14.651	14.651	(0.821)	7933	0.50000	0.4872 (M)
	31 Carbophenothion-methyl	15.235	15.239	(0.854)	30542	0.50000	0.4974
	32 Fensulfothion	15.360	15.361	(0.861)	23000	0.50000	0.4661
	33 Bolstar / Famphur	16.050	16.053	(0.899)	66619	1.00000	0.9635

	Compounds	RT	EXP RT	REL RT	RESPONSE	AMOUNTS CAL-AMT (ug/mL)	AMOUNTS ON-COL (ug/mL)
	34 Carbophenothion	16.193	16.197	(0.908)	31276	0.50000	0.4509
$	35 Triphenyl phosphate	16.710	16.712	(0.936)	25861	0.50000	0.4906
	36 Phosmet	16.961	16.963	(0.951)	26426	0.50000	0.4451
	37 EPN	17.148	17.151	(0.961)	23196	0.50000	0.4484
	38 Azinphos-methyl	17.478	17.480	(0.980)	29588	0.50000	0.4677
*	39 TOCP	17.843	17.846	(1.000)	104260	2.00000	
	40 Azinphos-ethyl	17.923	17.926	(1.004)	43578	0.50000	0.5132
	41 Coumaphos	18.363	18.366	(1.029)	23408	0.50000	0.4587
S	42 Merphos				38045	0.50000	0.4789
M	43 Total Demeton				43470	0.50000	0.4806

QC Flag Legend

M - Compound response manually integrated.

TestAmerica

INTERNAL STANDARD COMPOUNDS
AREA AND RT SUMMARY

Instrument ID: GC_D2.i
Lab File ID: 008F0801.D
Lab Smp Id: OPP L2 GSV0640
Analysis Type: SV
Quant Type: ISTD
Operator: MPK/TLW
Method File: \\DenSvr03\Public\chem\GCS\GC_D2.i\0626091.B\8141A-1.m
Misc Info: IS - GSV0633-09

Calibration Date: 26-JUN-2009
Calibration Time: 19:50
Client Smp ID: OPP L2 GSV0640
Level:
Sample Type:

COMPOUND	STANDARD	AREA LIMIT LOWER	AREA LIMIT UPPER	SAMPLE	%DIFF
9 Tributylphosphate	160310	80155	320620	165852	3.46
39 TOCP	97363	48682	194726	104260	7.08

COMPOUND	STANDARD	RT LIMIT LOWER	RT LIMIT UPPER	SAMPLE	%DIFF
9 Tributylphosphate	8.11	7.61	8.61	8.11	0.01
39 TOCP	17.84	17.34	18.34	17.84	-0.00

AREA UPPER LIMIT = +100% of internal standard area.
AREA LOWER LIMIT = - 50% of internal standard area.
RT UPPER LIMIT = + 0.50 minutes of internal standard RT.
RT LOWER LIMIT = - 0.50 minutes of internal standard RT.

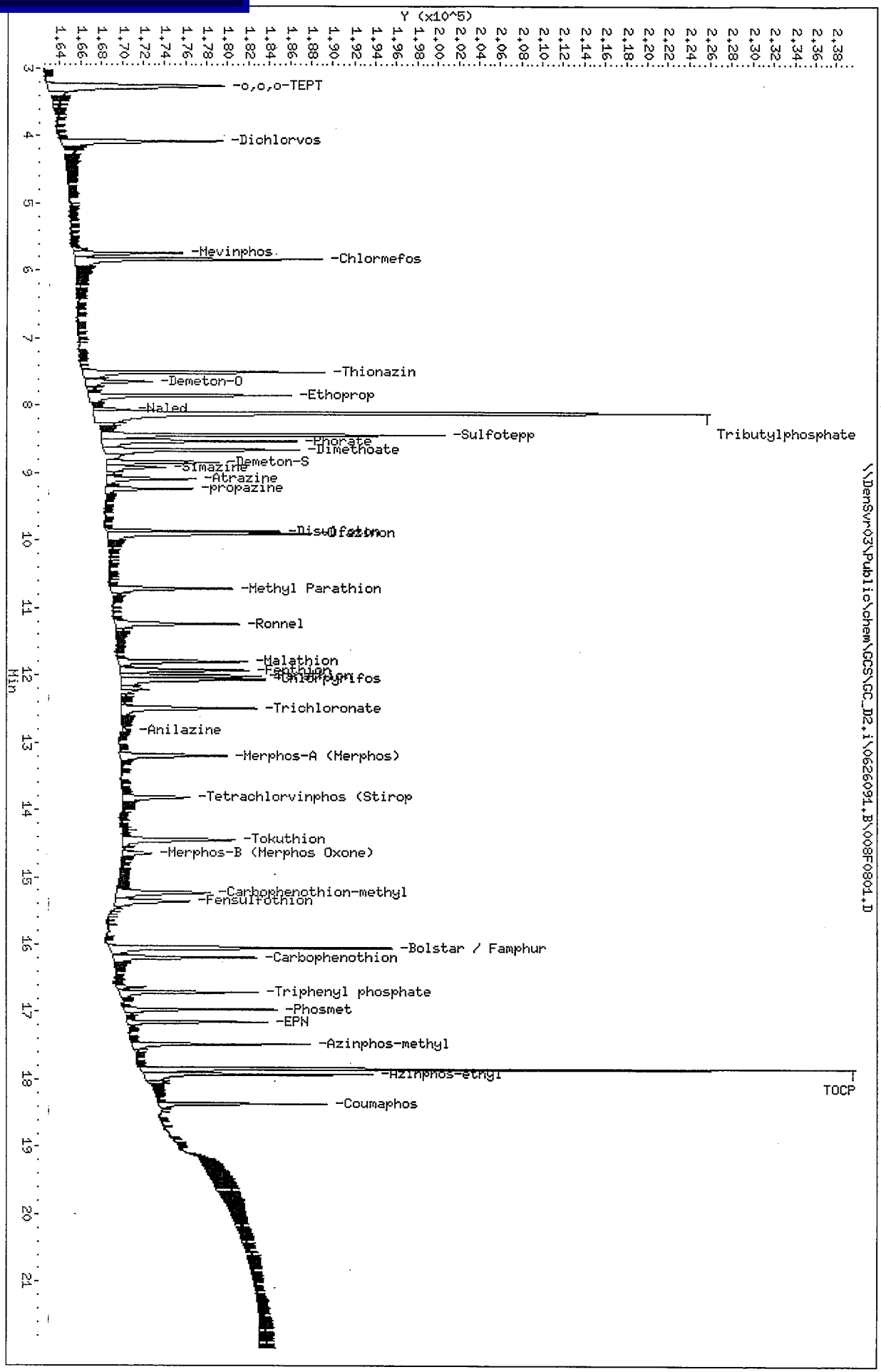
Data File: \\DenSvr03\Public\chem\GCS\GC_D2,i\0626091,B\008F0801,D
Date : 26-JUN-2009 20:45
Client ID: OPP L2 GSV0640
Sample Info: OPP L2 GSV0640
Column phase: RTx-1MS
Instrument: GC_D2,i
Operator: MPK/TLW
Column diameter: 0.32
\\DenSvr03\Public\chem\GCS\GC_D2,i\0626091,B\008F0801,D
Y (x10^5)
Min
-o,o,o-TEPT
-Dichlorvos
-Mevinphos
-Chlormefos
-Thionazin
-Demeton-O
-Ethoprop
-Naled
-Sulfotepp
-Phorate
-Dimethoate
-Demeton-S
-Simazine
-Atrazine
-propazine
-Methyl Parathion
-Ronnel
-Malathion
-Trichloronate
-Anilazine
-Merphos-A (Merphos)
-Tetrachlorvinphos (Stirop
-Tokuthion
-Merphos-B (Merphos Oxone)
-Carbophenothion-methyl
-Fensulfothion
-Bolstar / Famphur
-Carbophenothion
-Triphenyl phosphate
-Phosmet
-EPN
-Azinphos-methyl
-Azinphos-ethyl
-Coumaphos
Tributylphosphate
TOCP

Inj. Date and Time: 26-JUN-2009 20:45
Instrument ID: GC_D2.i
Client ID: OPP L2 GSV0640
Compound Name: Anilazine
CAS #:
Report Date: 06/30/2009

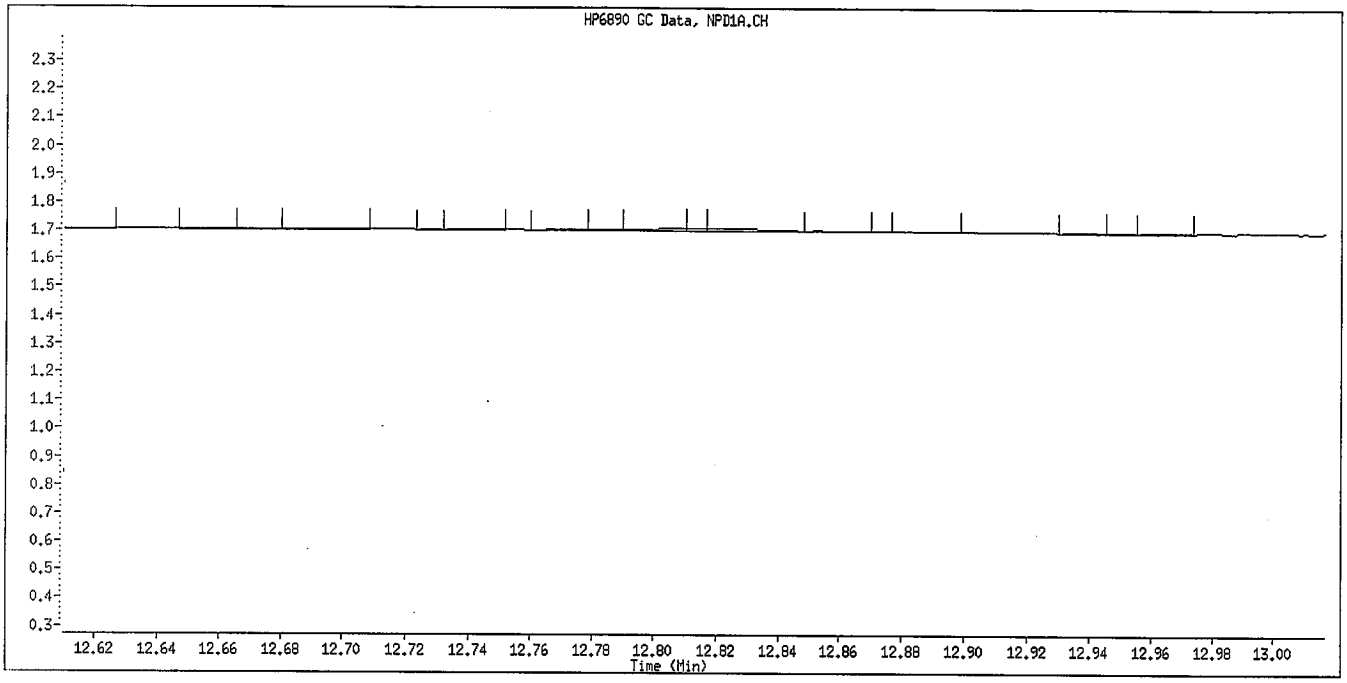

Original Integration

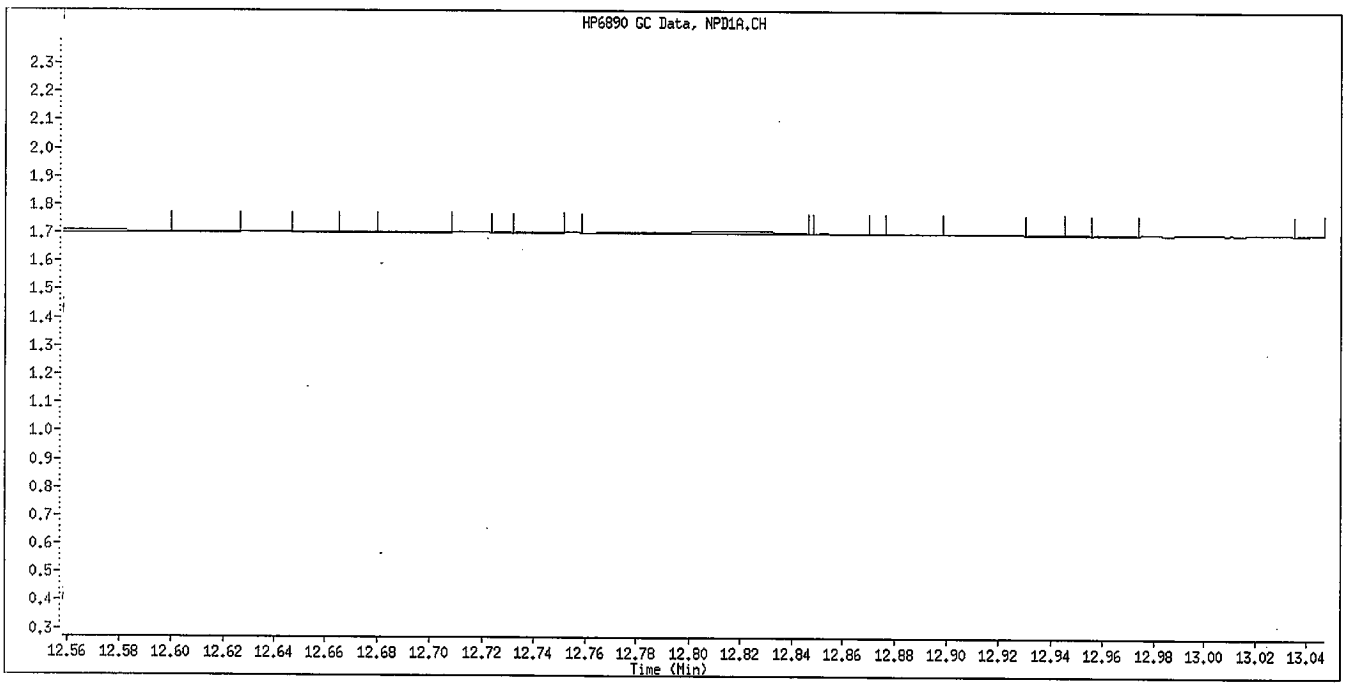

Manual Integration

Manually Integrated By: williamst
Manual Integration Reason: Baseline Event

7/30/09

Inj. Date and Time: 26-JUN-2009 20:45
Instrument ID: GC_D2.i
Client ID: OPP L2 GSV0640
Compound Name: Merphos-B (Merphos Oxone)
CAS #:
Report Date: 06/30/2009

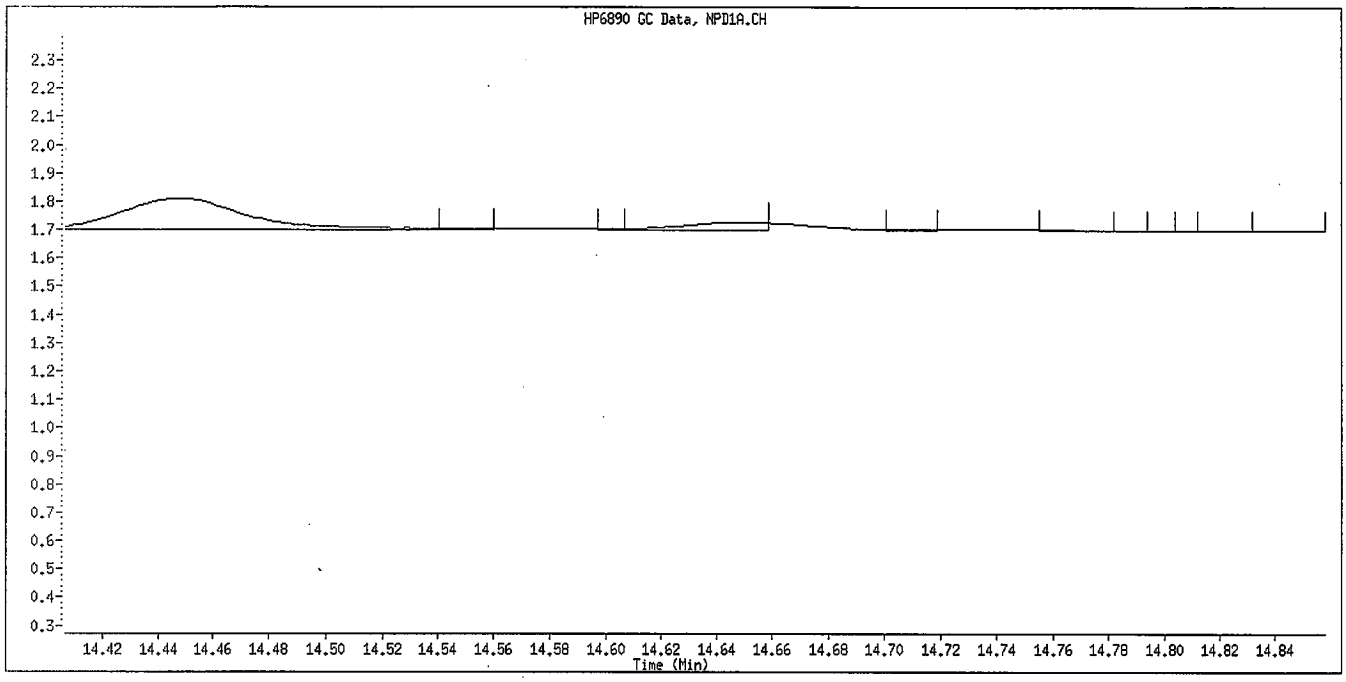

Original Integration

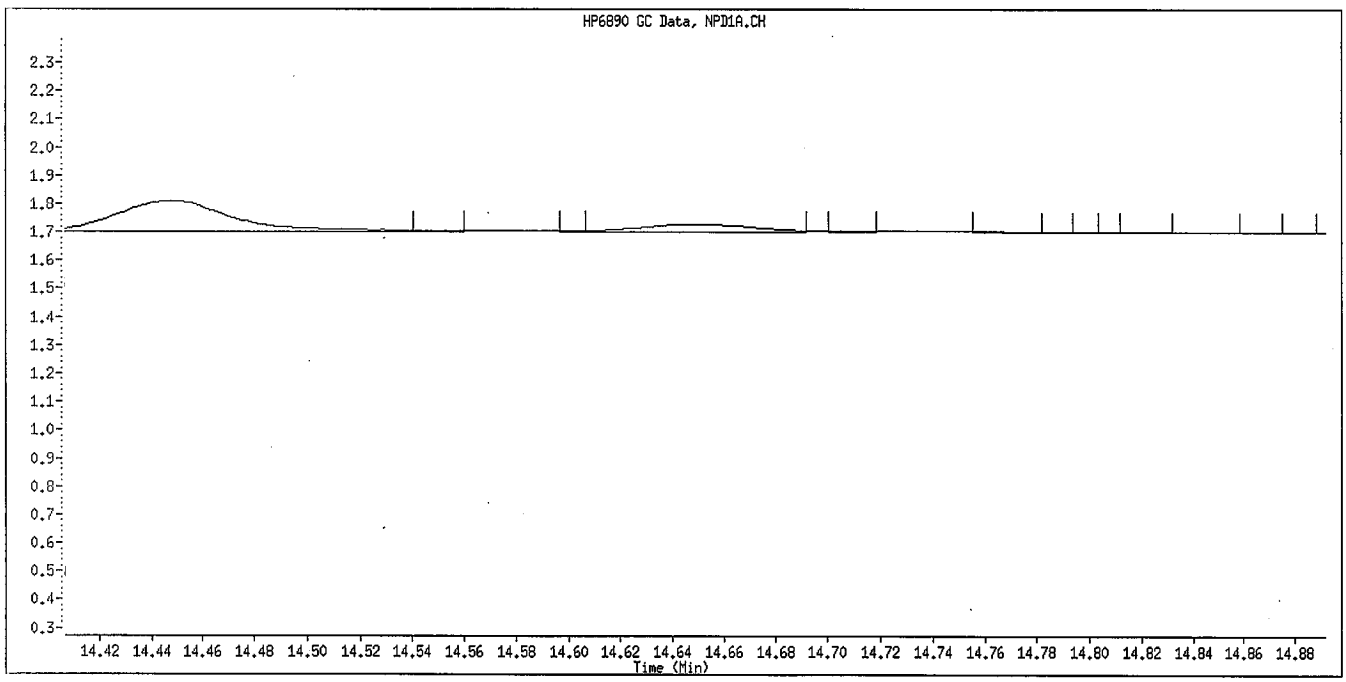

Manual Integration

Manually Integrated By: williamst
Manual Integration Reason: Baseline Event

6/30/09

TestAmerica

Data file : \\DenSvr03\Public\chem\GCS\GC_D2.i\0626091.B\009F0901.D
Lab Smp Id: OPP L1 GSV0641 Client Smp ID: OPP L1 GSV0641
Inj Date : 26-JUN-2009 21:13
Operator : MPK/TLW Inst ID: GC_D2.i
Smp Info : OPP L1 GSV0641
Misc Info : IS - GSV0633-09
Comment :
Method : \\DenSvr03\Public\chem\GCS\GC_D2.i\0626091.B\8141A-1.m
Meth Date : 30-Jun-2009 12:45 GC_D2.i Quant Type: ISTD
Cal Date : 26-JUN-2009 20:45 Cal File: 008F0801.D
Als bottle: 9 Calibration Sample, Level: 1
Dil Factor: 1.00000
Integrator: Falcon Compound Sublist: 8141A.sub
Target Version: 4.14
Processing Host: DENPC075

						AMOUNTS	
						CAL-AMT	ON-COL
	Compounds	RT	EXP RT	REL RT	RESPONSE	(ug/mL)	(ug/mL)
	1 o,o,o-TEPT	3.258	3.254	(0.183)	32995	0.20000	0.2212
	2 Dichlorvos	4.081	4.074	(0.229)	21359	0.20000	0.2306
	3 Mevinphos	5.743	5.739	(0.322)	10777	0.20000	0.2118
$	4 Chlormefos	5.834	5.836	(0.327)	24167	0.20000	0.2083
	5 Thionazin	7.506	7.507	(0.421)	22524	0.20000	0.2127
	6 Demeton-O	7.646	7.649	(0.429)	9836	0.06500	0.07420
	7 Ethoprop	7.854	7.852	(0.440)	20488	0.20000	0.2208
	8 Naled	8.063	8.057	(0.452)	1992	0.20000	0.2720(M)
*	9 Tributylphosphate	8.114	8.135	(1.000)	165799	2.00000	
	10 Sulfotepp	8.439	8.442	(0.473)	34658	0.20000	0.1992
	11 Phorate	8.531	8.532	(0.478)	21475	0.20000	0.2235
	12 Dimethoate	8.664	8.659	(0.486)	20073	0.20000	0.1798
	13 Demeton-S	8.846	8.846	(0.496)	10751	0.13600	0.1328
	14 Simazine	8.926	8.924	(0.500)	4819	0.20000	0.2042(M)
	15 Atrazine	9.093	9.094	(0.510)	7432	0.20000	0.1717
	16 propazine	9.238	9.241	(0.518)	7824	0.20000	0.1959
	17 Disulfoton	9.868	9.869	(0.553)	15404	0.20000	0.2020
	18 Diazinon	9.904	9.902	(0.555)	23321	0.20000	0.2259
	19 Methyl Parathion	10.716	10.717	(0.601)	12987	0.20000	0.1984
	20 Ronnel	11.239	11.241	(0.630)	15128	0.20000	0.2236
	21 Malathion	11.801	11.804	(0.661)	15443	0.20000	0.2136
	22 Fenthion	11.931	11.932	(0.669)	15507	0.20000	0.2330
	23 Parathion	12.019	12.019	(0.674)	15083	0.20000	0.2130
	24 Chlorpyrifos	12.069	12.067	(0.676)	19655	0.20000	0.2294
	25 Trichloronate	12.494	12.496	(0.700)	15328	0.20000	0.2002
	26 Anilazine	12.824	12.817	(0.719)	1493	0.20000	0.2971(M)
	27 Merphos-A (Merphos)	13.199	13.199	(0.740)	13220	0.20000	0.2069
	28 Tetrachlorvinphos (Stirophos)	13.823	13.824	(0.775)	8134	0.20000	0.1916
	29 Tokuthion	14.448	14.449	(0.810)	15915	0.20000	0.2168
	30 Merphos-B (Merphos Oxone)	14.656	14.651	(0.821)	3884	0.20000	0.2457(M)
	31 Carbophenothion-methyl	15.238	15.239	(0.854)	14924	0.20000	0.2045
	32 Fensulfothion	15.364	15.361	(0.861)	8319	0.20000	0.2269
	33 Bolstar / Famphur	16.049	16.053	(0.899)	32824	0.40000	0.4674

	Compounds	RT	EXP RT	REL RT	RESPONSE	AMOUNTS CAL-AMT (ug/mL)	AMOUNTS ON-COL (ug/mL)
	34 Carbophenothion	16.193	16.197	(0.908)	16722	0.20000	0.2374
$	35 Triphenyl phosphate	16.709	16.712	(0.936)	11646	0.20000	0.2175
	36 Phosmet	16.963	16.963	(0.951)	12928	0.20000	0.2144
	37 EPN	17.148	17.151	(0.961)	9525	0.20000	0.2105
	38 Azinphos-methyl	17.478	17.480	(0.980)	12661	0.20000	0.1970
*	39 TOCP	17.843	17.846	(1.000)	105892	2.00000	
	40 Azinphos-ethyl	17.923	17.926	(1.004)	23154	0.20000	0.1978
	41 Coumaphos	18.364	18.366	(1.029)	10604	0.20000	0.2046
S	42 Merphos				17104	0.20000	0.2120
M	43 Total Demeton				20587	0.20000	0.2070

QC Flag Legend

M - Compound response manually integrated.

TestAmerica

INTERNAL STANDARD COMPOUNDS
AREA AND RT SUMMARY

Instrument ID: GC_D2.i
Lab File ID: 009F0901.D
Lab Smp Id: OPP L1 GSV0641
Analysis Type: SV
Quant Type: ISTD
Operator: MPK/TLW
Method File: \\DenSvr03\Public\chem\GCS\GC_D2.i\0626091.B\8141A-1.m
Misc Info: IS - GSV0633-09

Calibration Date: 26-JUN-2009
Calibration Time: 19:50
Client Smp ID: OPP L1 GSV0641
Level:
Sample Type:

COMPOUND	STANDARD	AREA LIMIT LOWER	AREA LIMIT UPPER	SAMPLE	%DIFF
9 Tributylphosphate	160310	80155	320620	165799	3.42
39 TOCP	97363	48682	194726	105892	8.76

COMPOUND	STANDARD	RT LIMIT LOWER	RT LIMIT UPPER	SAMPLE	%DIFF
9 Tributylphosphate	8.11	7.61	8.61	8.11	0.03
39 TOCP	17.84	17.34	18.34	17.84	-0.01

AREA UPPER LIMIT = +100% of internal standard area.
AREA LOWER LIMIT = - 50% of internal standard area.
RT UPPER LIMIT = + 0.50 minutes of internal standard RT.
RT LOWER LIMIT = - 0.50 minutes of internal standard RT.

Data File: \\DenSvr03\Public\chem\GCS\GC_D2.i\0626091.B\009F0901.D
Date : 26-JUN-2009 21:13
Client ID: OPP L1 GSV0641
Sample Info: OPP L1 GSV0641

Instrument: GC_D2.i
Operator: MPK/TLW
Column phase: RTx-1MS
Column diameter: 0.32

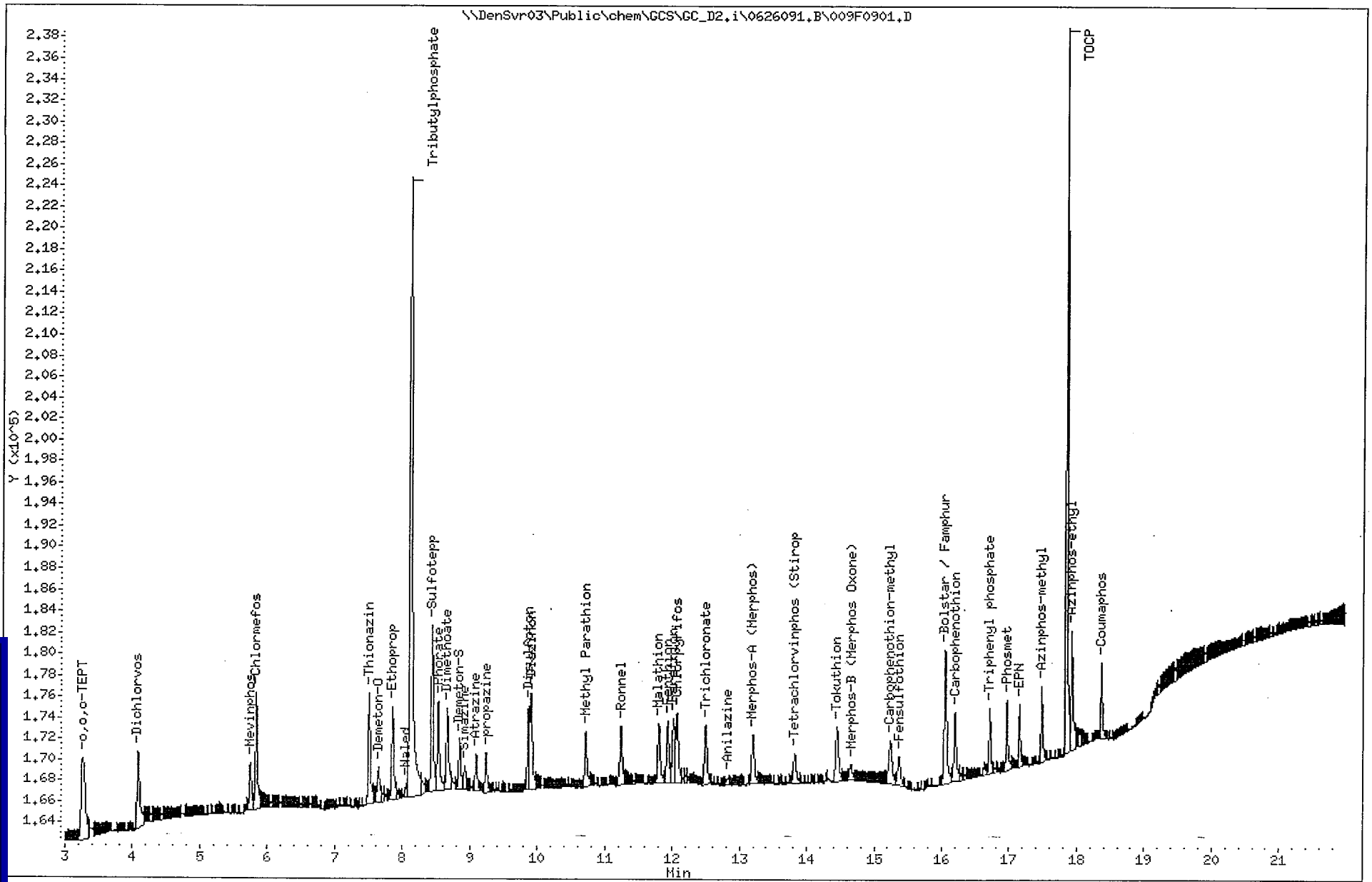

Table of Contents

Inj. Date and Time: 26-JUN-2009 21:13
Instrument ID: GC_D2.i
Client ID: OPP L1 GSV0641
Compound Name: Naled
CAS #:
Report Date: 06/30/2009

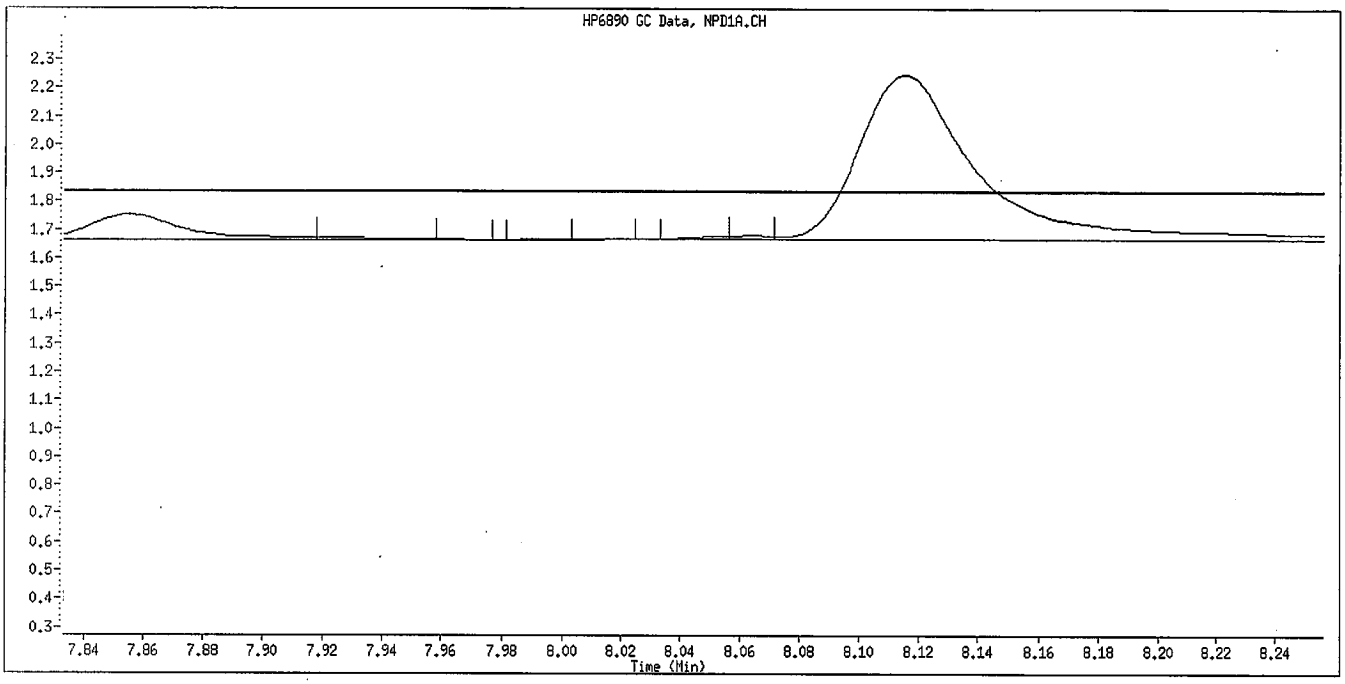

Original Integration

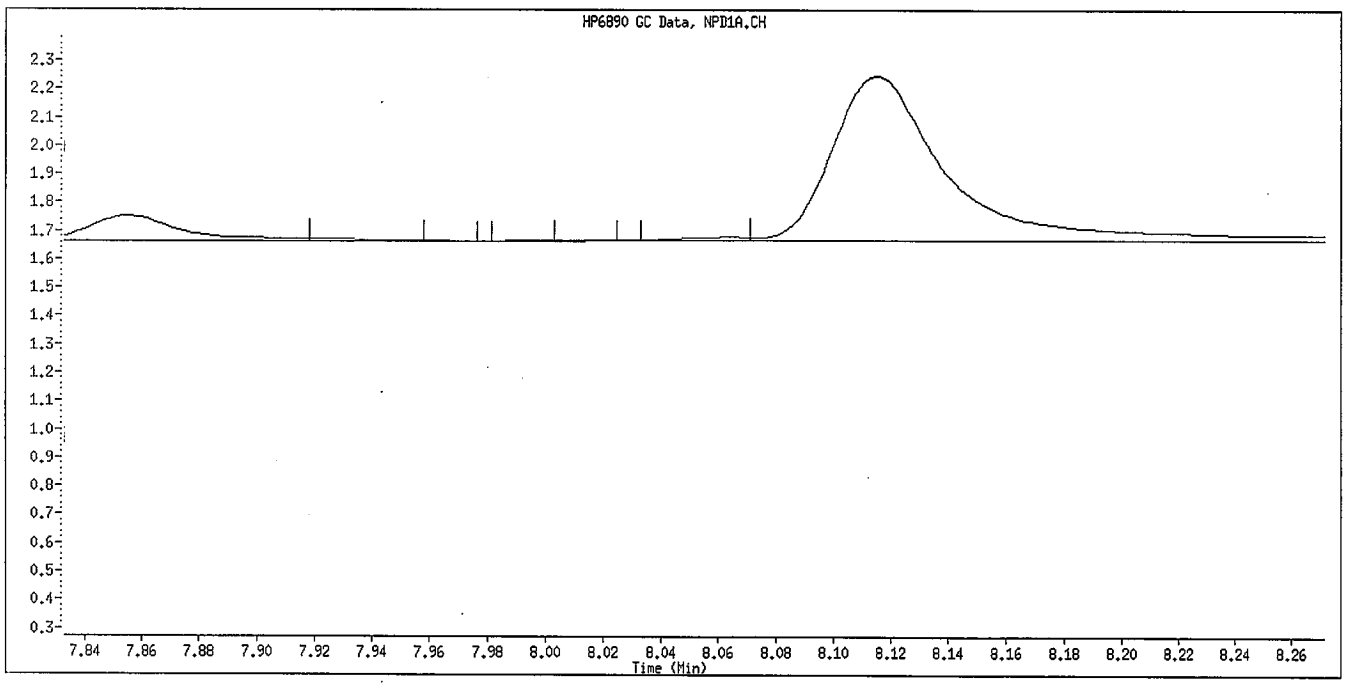

Manual Integration

Manually Integrated By: williamst
Manual Integration Reason: Baseline Event

6/30/09

Table of Contents

Inj. Date and Time: 26-JUN-2009 21:13
Instrument ID: GC_D2.i
Client ID: OPP L1 GSV0641
Compound Name: Simazine
CAS #:
Report Date: 06/30/2009

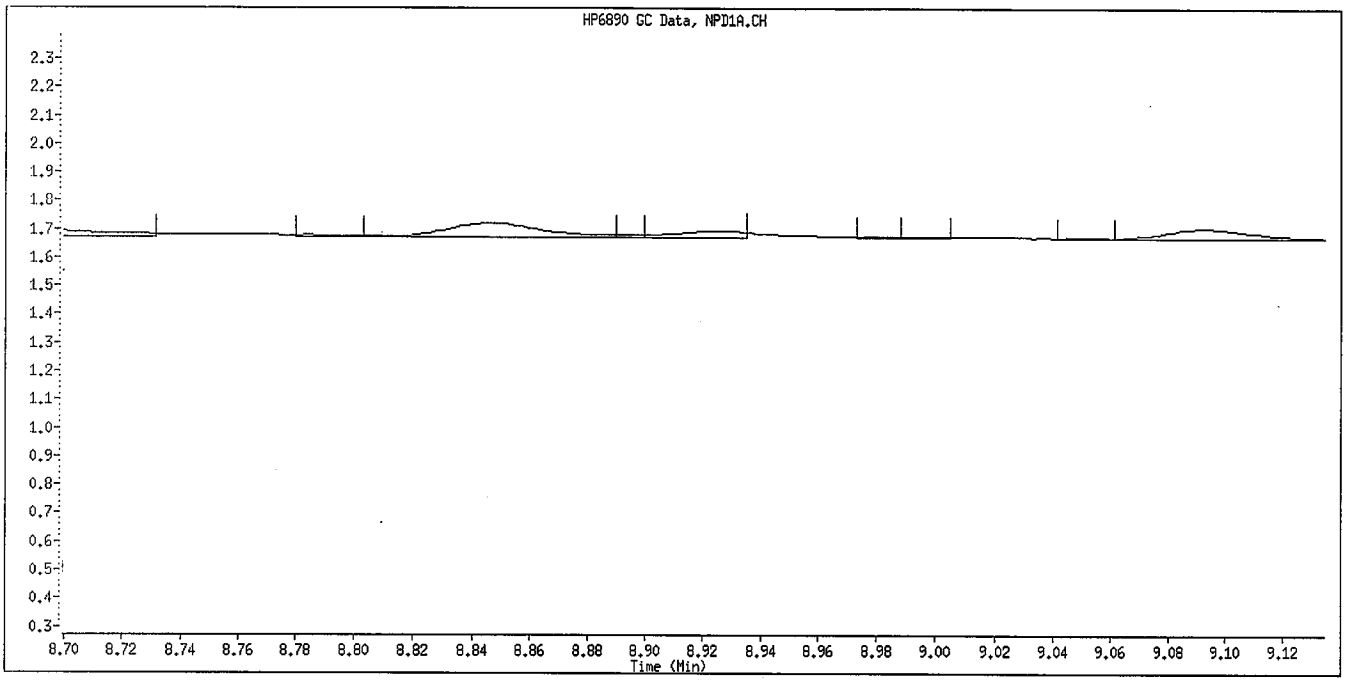

Original Integration

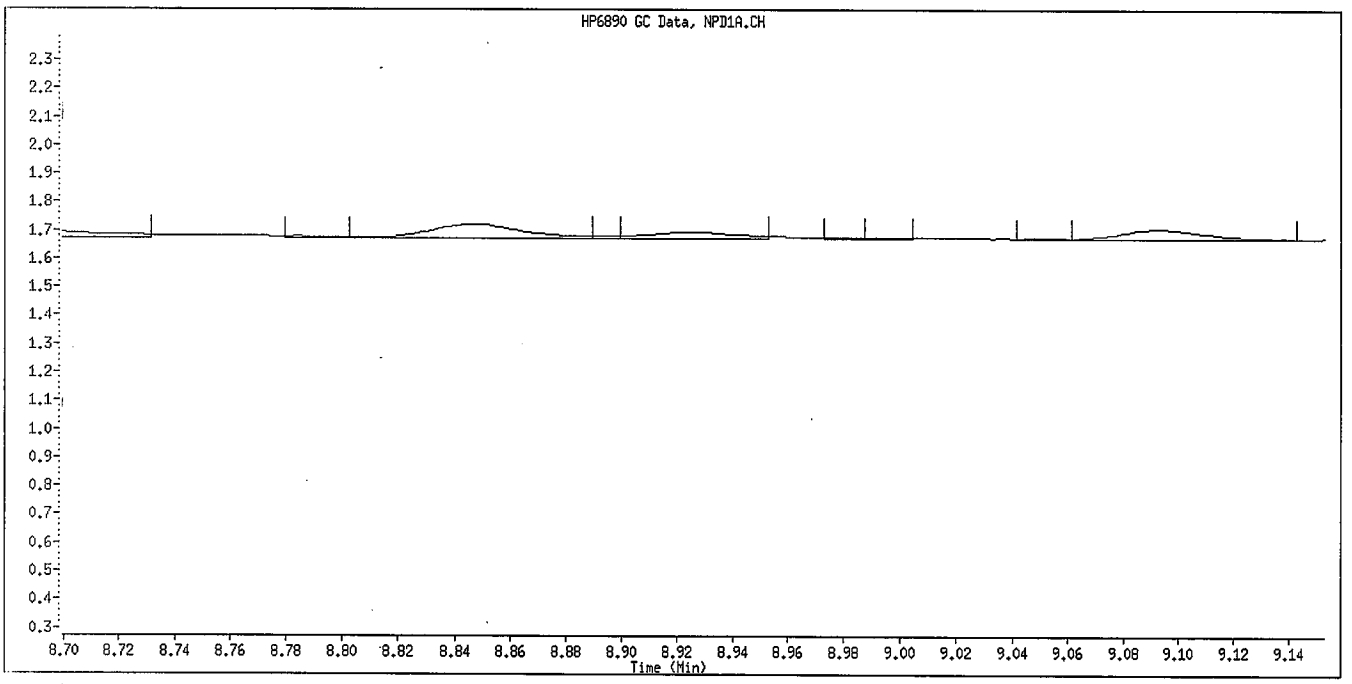

Manual Integration

Manually Integrated By: williamst
Manual Integration Reason: Baseline Event

6/30/09

Inj. Date and Time: 26-JUN-2009 21:13
Instrument ID: GC_D2.i
Client ID: OPP L1 GSV0641
Compound Name: Anilazine
CAS #:
Report Date: 06/30/2009

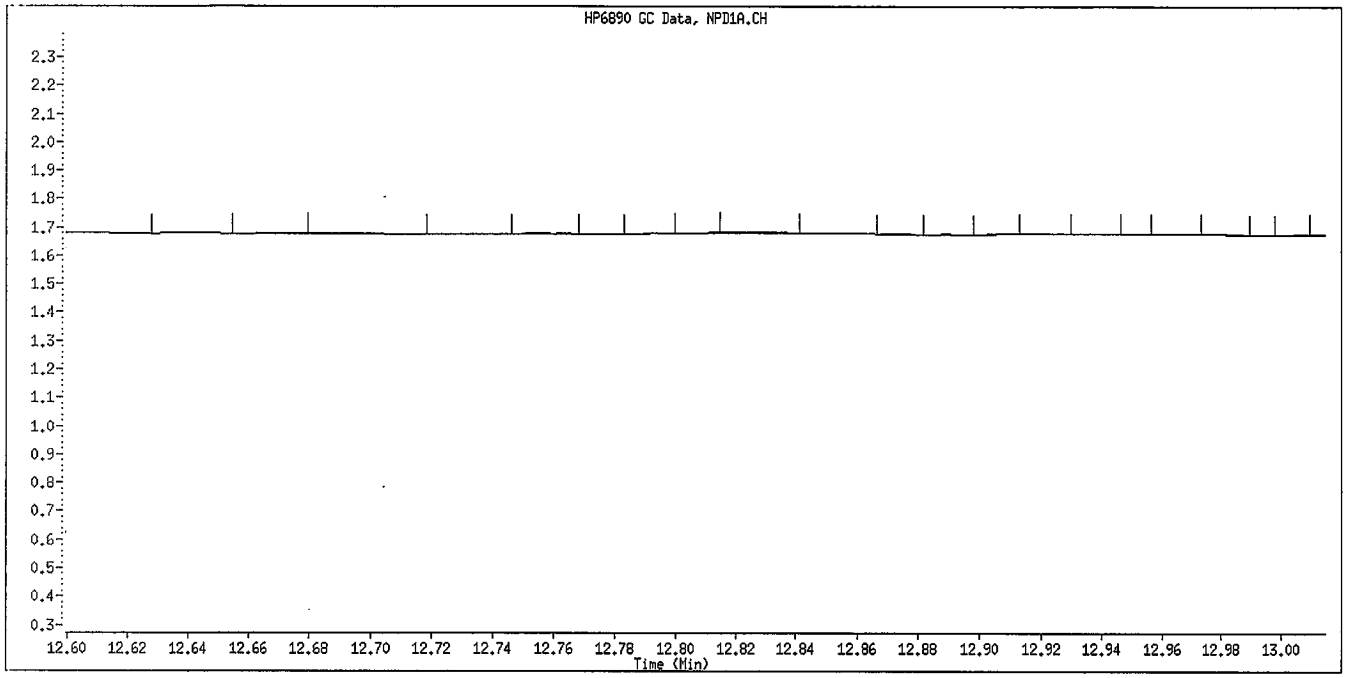

Original Integration

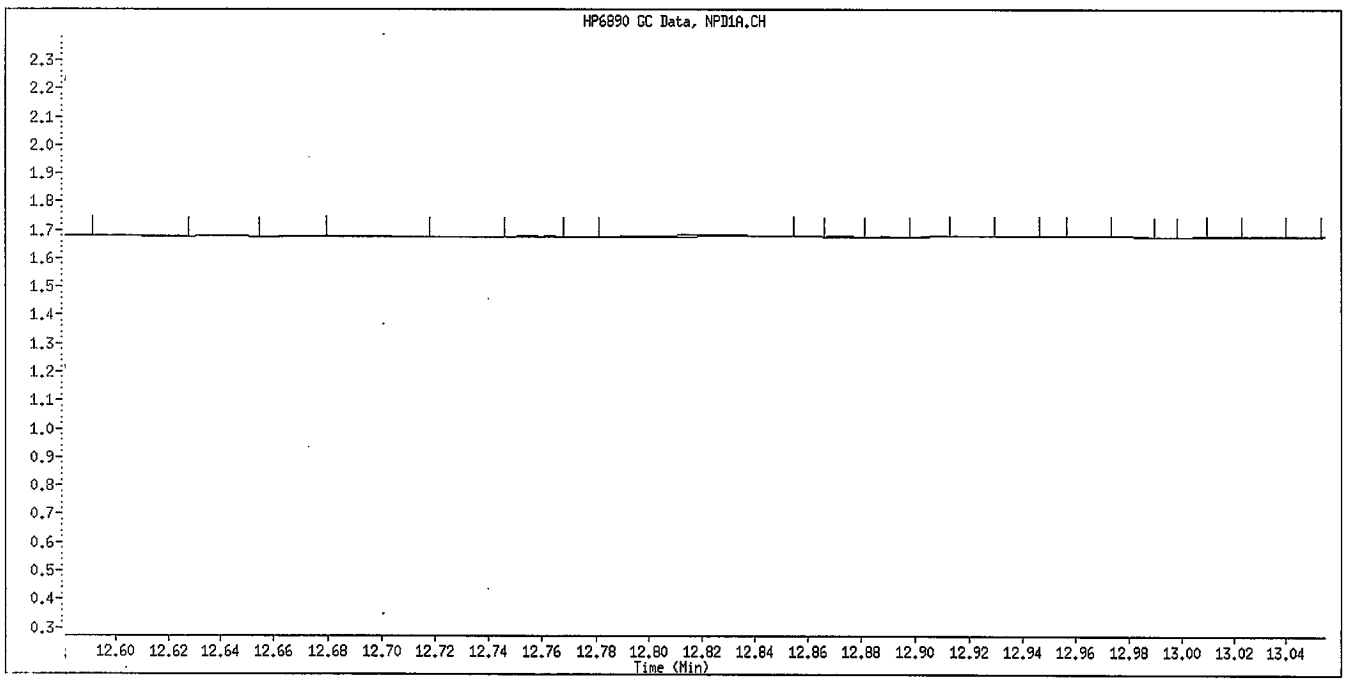

Manual Integration

Manually Integrated By: williamst
Manual Integration Reason: Baseline Event

6/30/09

Inj. Date and Time: 26-JUN-2009 21:13
Instrument ID: GC_D2.i
Client ID: OPP L1 GSV0641
Compound Name: Merphos-B (Merphos Oxone)
CAS #:
Report Date: 06/30/2009

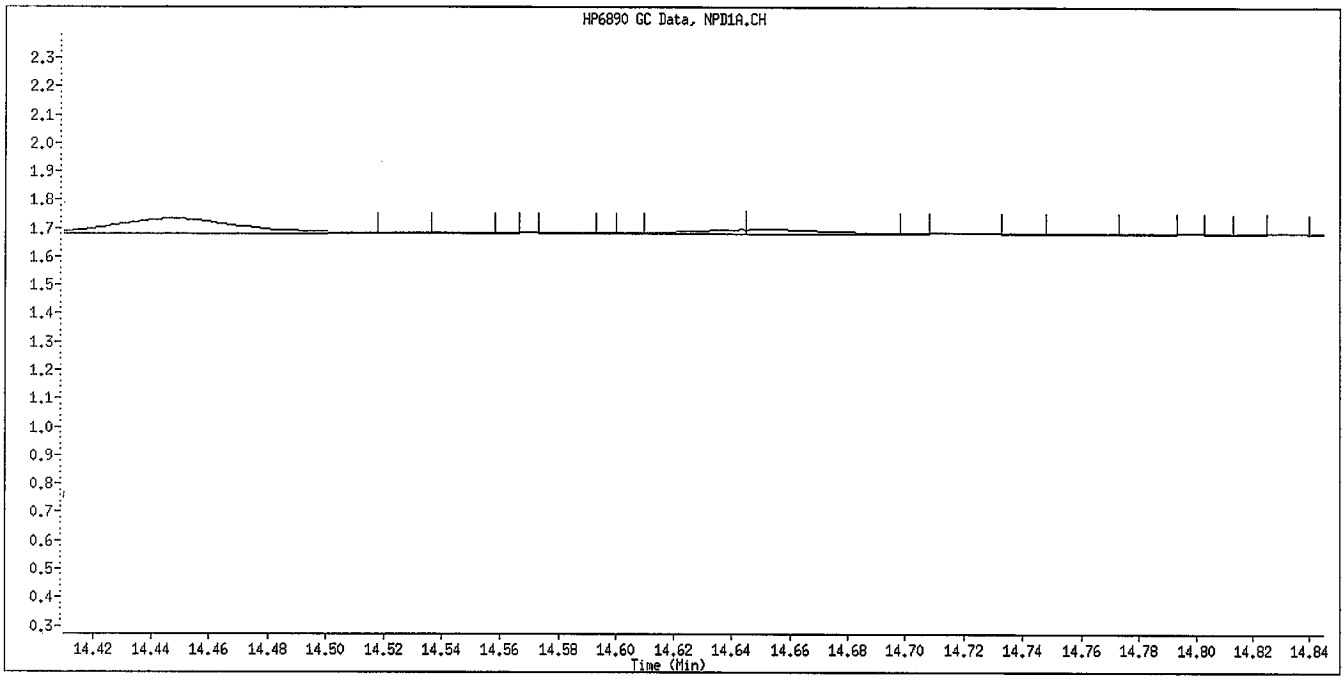

Original Integration

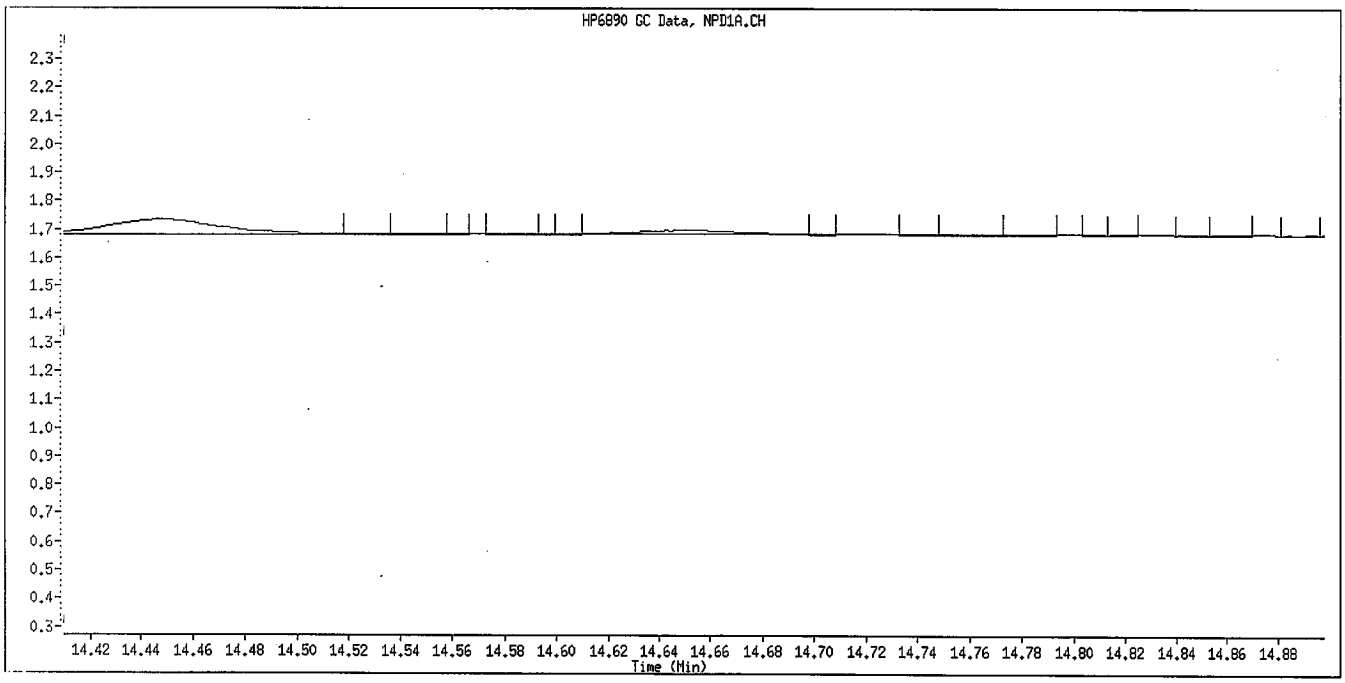

Manual Integration

Manually Integrated By: williamst
Manual Integration Reason: Baseline Event

6/30/09

TestAmerica

Data file : \\DenSvr03\Public\chem\GCS\GC_D2.i\0626091.B\010F1001.D
Lab Smp Id: OPP SS GSV0633 Client Smp ID: OPP SS GSV0633
Inj Date : 26-JUN-2009 21:40
Operator : MPK/TLW Inst ID: GC_D2.i
Smp Info : OPP SS GSV0633
Misc Info : IS - GSV0633-09
Comment :
Method : \\DenSvr03\Public\chem\GCS\GC_D2.i\0626091.B\8141A-1.m
Meth Date : 30-Jun-2009 12:45 GC_D2.i Quant Type: ISTD
Cal Date : 26-JUN-2009 21:13 Cal File: 009F0901.D
Als bottle: 10 Continuing Calibration Sample
Dil Factor: 1.00000
Integrator: Falcon Compound Sublist: 8141A.sub
Target Version: 4.14
Processing Host: DENPC075

	Compounds	RT	EXP RT	REL RT	RESPONSE	AMOUNTS CAL-AMT (ug/mL)	AMOUNTS ON-COL (ug/mL)
	1 o,o,o-TEPT	3.252	3.254	(0.182)	288886	2.00000	2.058
	2 Dichlorvos	4.074	4.074	(0.228)	166172	2.00000	1.906
	3 Mevinphos	5.737	5.739	(0.322)	81302	2.00000	1.698
$	4 Chlormefos	5.834	5.836	(0.327)	194413	2.00000	1.781
	5 Thionazin	7.504	7.507	(0.421)	196672	2.00000	1.974
	6 Demeton-O	7.645	7.649	(0.429)	175593	0.65000	1.871
	7 Ethoprop	7.849	7.852	(0.440)	179292	2.00000	2.054
	8 Naled	8.054	8.057	(0.451)	23739	2.00000	1.198
*	9 Tributylphosphate	8.112	8.135	(1.000)	166572	2.00000	
	10 Sulfotepp	8.437	8.442	(0.473)	226133	2.00000	1.793
	11 Phorate	8.529	8.532	(0.478)	182466	2.00000	2.018
	12 Dimethoate	8.654	8.659	(0.485)	219089	2.00000	2.086
	13 Demeton-S	8.842	8.846	(0.496)	17618	1.36000	0.2313
	14 Simazine	8.919	8.924	(0.500)	92634	2.00000	2.622
	15 Atrazine	9.089	9.094	(0.509)	79689	2.00000	1.957
	16 propazine	9.235	9.241	(0.518)	71876	2.00000	1.913
	17 Disulfoton	9.865	9.869	(0.553)	98052	2.00000	1.589
	18 Diazinon	9.900	9.902	(0.555)	209627	2.00000	2.158
	19 Methyl Parathion	10.714	10.717	(0.600)	125682	2.00000	2.040
	20 Ronnel	11.237	11.241	(0.630)	136977	2.00000	2.151
	21 Malathion	11.799	11.804	(0.661)	94998	2.00000	1.625
	22 Fenthion	11.929	11.932	(0.669)	117968	2.00000	1.884
	23 Parathion	12.017	12.019	(0.674)	129518	2.00000	1.944
	24 Chlorpyrifos	12.067	12.067	(0.676)	158990	2.00000	1.972
	25 Trichloronate	12.492	12.496	(0.700)	134163	2.00000	1.862
	26 Anilazine	12.817	12.817	(0.718)	5585	2.00000	1.015
	27 Merphos-A (Merphos)	13.195	13.199	(0.740)	24516	2.00000	0.4078
	28 Tetrachlorvinphos (Stirophos)	13.817	13.824	(0.774)	83430	2.00000	2.088
	29 Tokuthion	14.444	14.449	(0.810)	139904	2.00000	2.025
	30 Merphos-B (Merphos Oxone)	14.647	14.651	(0.821)	107349	2.00000	6.623(A)
	31 Carbophenothion-methyl	15.234	15.239	(0.854)	73477	2.00000	1.354
	32 Fensulfothion	15.355	15.361	(0.861)	108213	2.00000	1.924
	33 Bolstar / Famphur	16.047	16.053	(0.899)	268528	4.00000	4.064

		Compounds	RT	EXP RT	REL RT	RESPONSE	AMOUNTS CAL-AMT (ug/mL)	AMOUNTS ON-COL (ug/mL)
	34	Carbophenothion	16.194	16.197	(0.908)	123570	2.00000	1.864
$	35	Triphenyl phosphate	16.709	16.712	(0.936)	86501	2.00000	1.717
	36	Phosmet	16.960	16.963	(0.951)	93465	2.00000	1.647
	37	EPN	17.147	17.151	(0.961)	96842	2.00000	1.793
	38	Azinphos-methyl	17.477	17.480	(0.980)	116249	2.00000	1.922
*	39	TOCP	17.842	17.846	(1.000)	99647	2.00000	
	40	Azinphos-ethyl	17.922	17.926	(1.004)	124764	2.00000	1.833
	41	Coumaphos	18.362	18.366	(1.029)	97846	2.00000	2.006
S	42	Merphos				131865	2.00000	1.737
M	43	Total Demeton				193211	2.00000	2.102

QC Flag Legend

A - Target compound detected but, quantitated amount exceeded maximum amount.

TestAmerica

INTERNAL STANDARD COMPOUNDS
AREA AND RT SUMMARY

Instrument ID: GC_D2.i
Lab File ID: 010F1001.D
Lab Smp Id: OPP SS GSV0633
Analysis Type: SV
Quant Type: ISTD
Operator: MPK/TLW
Method File: \\DenSvr03\Public\chem\GCS\GC_D2.i\0626091.B\8141A-1.m
Misc Info: IS - GSV0633-09

Calibration Date: 26-JUN-2009
Calibration Time: 19:50
Client Smp ID: OPP SS GSV0633
Level:
Sample Type:

COMPOUND	STANDARD	AREA LIMIT LOWER	AREA LIMIT UPPER	SAMPLE	%DIFF
9 Tributylphosphate	160310	80155	320620	166572	3.91
39 TOCP	97363	48682	194726	99647	2.35

COMPOUND	STANDARD	RT LIMIT LOWER	RT LIMIT UPPER	SAMPLE	%DIFF
9 Tributylphosphate	8.11	7.61	8.61	8.11	0.00
39 TOCP	17.84	17.34	18.34	17.84	-0.01

AREA UPPER LIMIT = +100% of internal standard area.
AREA LOWER LIMIT = - 50% of internal standard area.
RT UPPER LIMIT = + 0.50 minutes of internal standard RT.
RT LOWER LIMIT = - 0.50 minutes of internal standard RT.

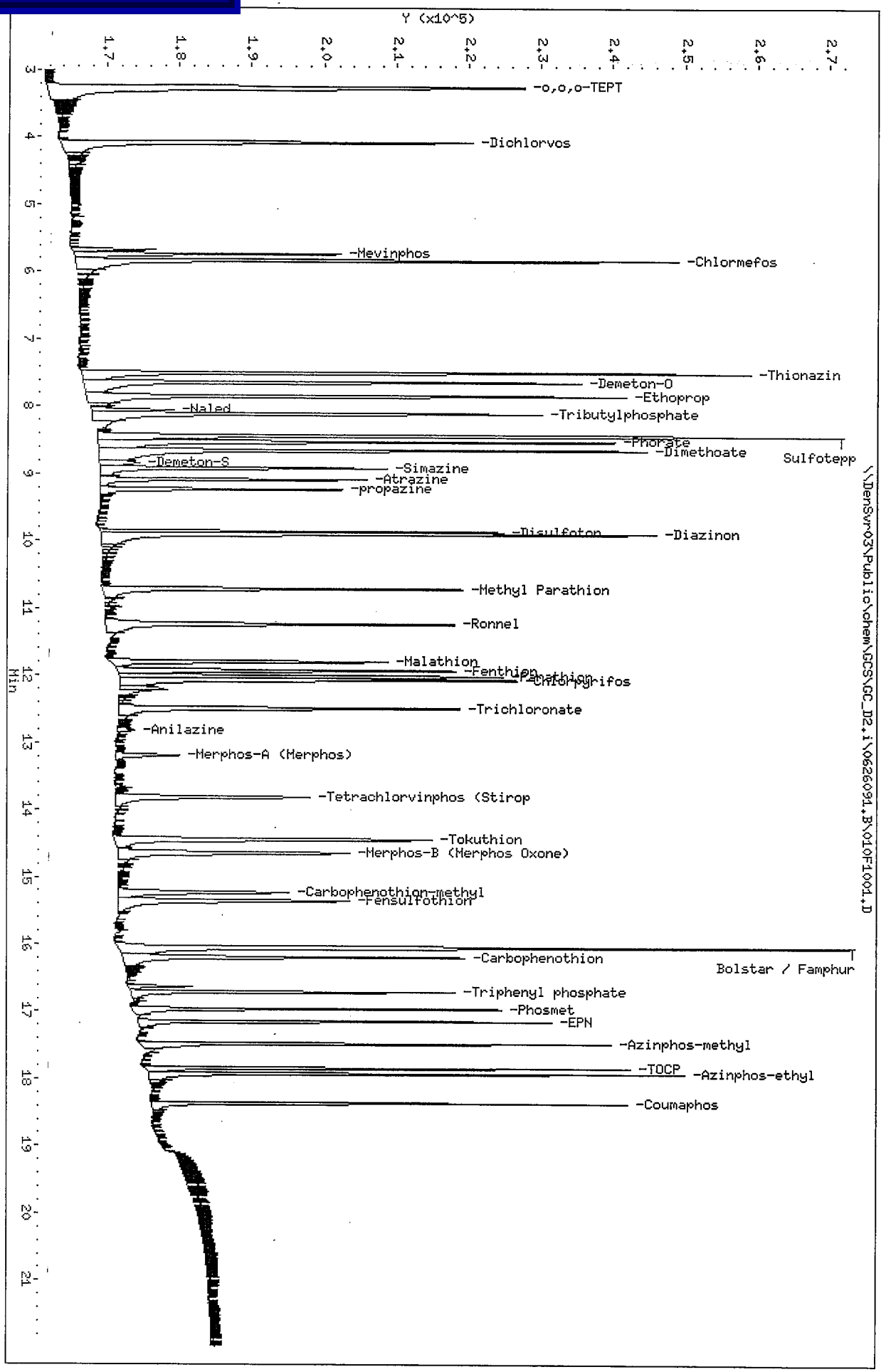

Data File: \\DenSvr03\Public\chem\GCS\GC_D2,i\0626091,B\010F1004,D
Date : 26-JUN-2009 21:40
Client ID: OPP SS GSV0633
Sample Info: OPP SS GSV0633
Column phase: RTx-1MS

Instrument: GC_D2,i
Operator: HPK/TLW
Column diameter: 0.32

TestAmerica

Data file : \\DenSvr03\Public\chem\GCS\GC_D2.i\0626092.B\003F0301.D
Lab Smp Id: OPP L7 GSV0634 Client Smp ID: OPP L7 GSV0634
Inj Date : 26-JUN-2009 18:28
Operator : MPK/TLW Inst ID: GC_D2.i
Smp Info : OPP L7 GSV0634
Misc Info :
Comment :
Method : \\DenSvr03\Public\chem\GCS\GC_D2.i\0626092.B\8141A-2.m
Meth Date : 30-Jun-2009 12:58 GC_D2.i Quant Type: ISTD
Cal Date : 26-JUN-2009 21:13 Cal File: 009F0901.D
Als bottle: 3 Calibration Sample, Level: 7
Dil Factor: 1.00000
Integrator: Falcon Compound Sublist: 8141A.sub
Target Version: 4.14
Processing Host: DENPC075

	Compounds	RT	EXP RT	REL RT	RESPONSE	AMOUNTS CAL-AMT (ug/mL)	AMOUNTS ON-COL (ug/mL)
	1 o,o,o-TEPT	4.729	4.731	(0.251)	421372	5.00000	4.907
	2 Dichlorvos	6.546	6.546	(0.348)	359024	5.00000	5.355(A)
$	3 Chlormefos	7.383	7.384	(0.392)	338585	5.00000	5.016(A)
	4 Mevinphos	9.233	9.234	(0.491)	238906	5.00000	5.290(A)
	5 Demeton-O	9.733	9.734	(0.517)	69239	1.62500	1.609
	6 Thionazin	9.984	9.984	(0.531)	338015	5.00000	5.005(A)
	7 Ethoprop	10.499	10.499	(0.558)	242747	5.00000	4.810
	8 Phorate	10.538	10.539	(0.560)	289868	5.00000	4.953
	9 Naled	10.939	10.939	(0.581)	78857	5.00000	5.109(A)
	10 Sulfotepp	11.018	11.017	(0.586)	427657	5.00000	4.845(A)
*	11 Tributylphosphate	11.116	11.116	(1.000)	139264	2.00000	
	12 Simazine	11.401	11.399	(0.606)	68046	5.00000	5.383(A)
	13 Diazinon	11.541	11.541	(0.613)	228810	5.00000	4.801
	14 Atrazine	11.584	11.584	(0.616)	128612	5.00000	4.879(A)
	15 Propazine	11.746	11.747	(0.624)	110050	5.00000	4.930
	16 Disulfoton	12.049	12.049	(0.640)	228764	5.00000	4.914
	17 Demeton-S	12.124	12.124	(0.644)	175573	3.40000	3.111
	18 Dimethoate	13.283	13.282	(0.706)	319454	5.00000	5.120(A)
	19 Ronnel	13.588	13.587	(0.722)	211449	5.00000	5.035(A)
	20 Merphos-A (Merphos)	13.689	13.689	(1.231)	217509	5.00000	4.310(A)
	21 Chlorpyrifos	14.411	14.409	(0.766)	227882	5.00000	5.350(A)
	22 Fenthion	14.663	14.662	(0.779)	196942	5.00000	4.985
	23 Trichloronate	14.711	14.711	(0.782)	296442	5.00000	5.242(A)
	24 Anilazine	15.214	15.216	(0.809)	19108	5.00000	5.242(A)
	25 Methyl Parathion	15.521	15.519	(0.825)	235511	5.00000	5.522(A)
	26 Malathion	15.724	15.724	(0.836)	212190	5.00000	5.311(A)
	27 Tokuthion	16.344	16.344	(0.869)	233715	5.00000	4.996
	28 Parathion	16.493	16.494	(0.877)	213175	5.00000	5.073(AM)
	29 Merphos-B (Merphos Oxone)	16.514	16.517	(1.486)	65080	5.00000	4.212(AM)
	30 Tetrachlorvinphos (stirophos)	16.976	16.977	(0.902)	143806	5.00000	5.290(A)
	31 Carbophenothion methyl	17.081	17.082	(0.908)	210272	5.00000	5.396(A)
	32 Bolstar	17.441	17.440	(0.927)	199405	5.00000	4.858
	33 Carbophenothion	17.523	17.524	(0.931)	212727	5.00000	5.271(A)

		Compounds	RT	EXP RT	REL RT	RESPONSE	AMOUNTS CAL-AMT (ug/mL)	AMOUNTS ON-COL (ug/mL)
$	34	Triphenyl phosphate	18.279	18.281	(0.972)	167127	5.00000	5.046 (A)
	35	Fensulfothion	18.558	18.559	(0.986)	152929	5.00000	5.029 (A)
*	36	TOCP	18.814	18.816	(1.000)	66384	2.00000	
	37	Phosmet / EPN	18.908	18.909	(1.005)	330448	10.0000	9.819 (A)
	38	Famphur	19.011	19.011	(1.010)	220404	5.00000	5.062 (A)
	39	Azinphos-methyl	19.146	19.147	(1.018)	197822	5.00000	4.967
	40	Azinphos-ethyl	19.364	19.366	(1.029)	187035	5.00000	4.930
	41	Coumaphos	20.348	20.347	(1.081)	155426	5.00000	5.329 (A)
S	42	Merphos				282589	5.00000	5.108 (A)
M	43	Total Demeton				244812	5.00000	4.720

QC Flag Legend

A - Target compound detected but, quantitated amount exceeded maximum amount.
M - Compound response manually integrated.

TestAmerica

INTERNAL STANDARD COMPOUNDS
AREA AND RT SUMMARY

Instrument ID: GC_D2.i
Lab File ID: 003F0301.D
Lab Smp Id: OPP L7 GSV0634
Analysis Type: SV
Quant Type: ISTD
Operator: MPK/TLW
Method File: \\DenSvr03\Public\chem\GCS\GC_D2.i\0626092.B\8141A-2.m
Misc Info:

Calibration Date: 26-JUN-2009
Calibration Time: 21:40
Client Smp ID: OPP L7 GSV0634
Level:
Sample Type:

COMPOUND	STANDARD	AREA LIMIT LOWER	AREA LIMIT UPPER	SAMPLE	%DIFF
11 Tributylphosphate	123933	61967	247866	139264	12.37
36 TOCP	68831	34416	137662	66384	-3.56

COMPOUND	STANDARD	RT LIMIT LOWER	RT LIMIT UPPER	SAMPLE	%DIFF
11 Tributylphosphate	11.12	10.62	11.62	11.12	0.01
36 TOCP	18.82	18.32	19.32	18.81	-0.00

AREA UPPER LIMIT = +100% of internal standard area.
AREA LOWER LIMIT = - 50% of internal standard area.
RT UPPER LIMIT = + 0.50 minutes of internal standard RT.
RT LOWER LIMIT = - 0.50 minutes of internal standard RT.

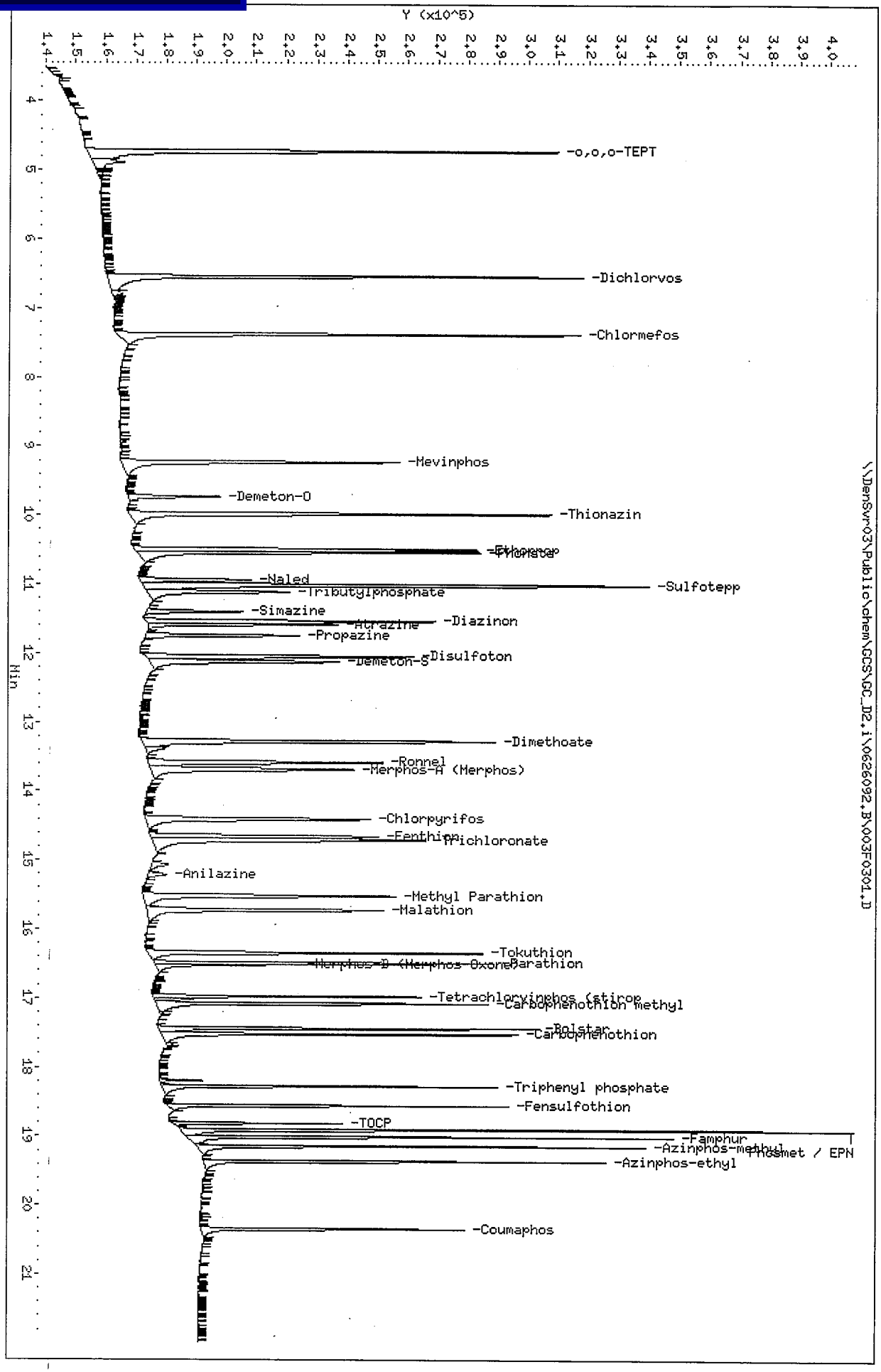

Data File: \\DenSvr03\Public\chem\GCS\GC_D2.i\0626092.B\003F0304.D
Date : 26-JUN-2009 18:28
Client ID: OPP L7 GSV0634
Sample Info: OPP L7 GSV0634
Column phase: RTx-OPPest

Instrument: GC_D2.i
Operator: MPK/TLW
Column diameter: 0.32

Inj. Date and Time: 26-JUN-2009 18:28
Instrument ID: GC_D2.i
Client ID: OPP L7 GSV0634
Compound Name: Parathion
CAS #:
Report Date: 06/30/2009

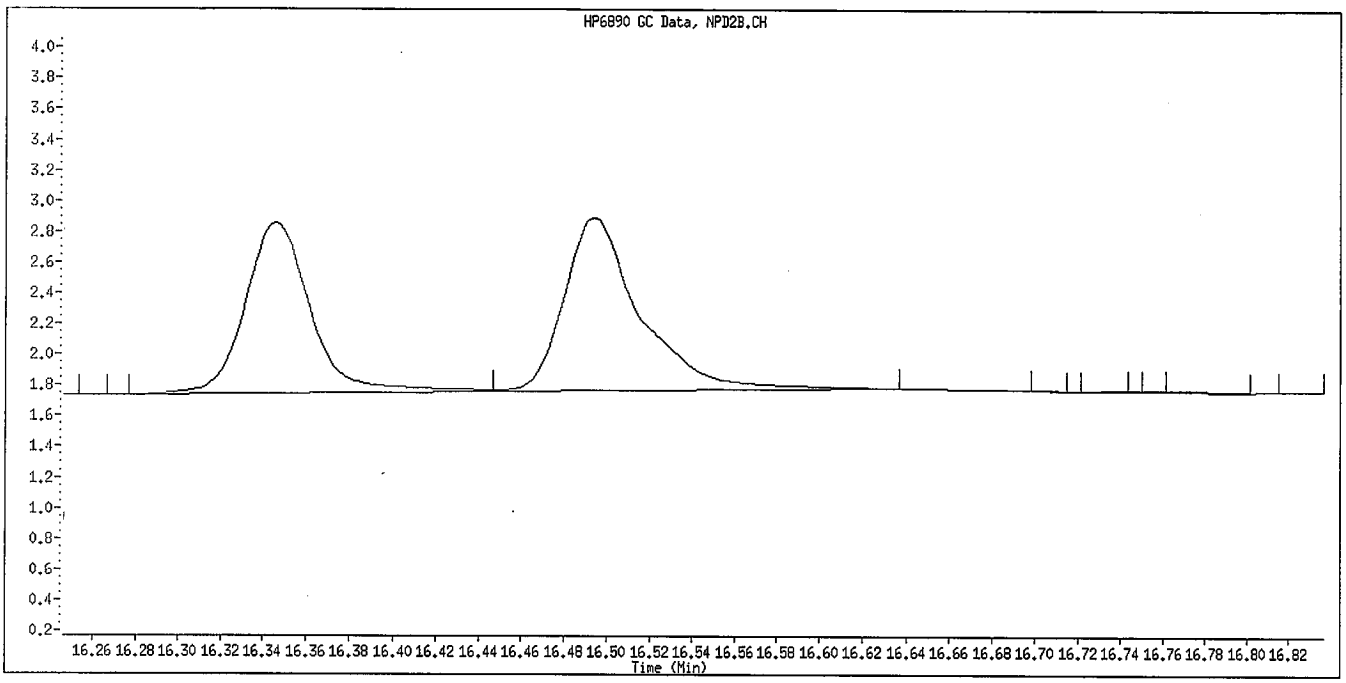

Original Integration

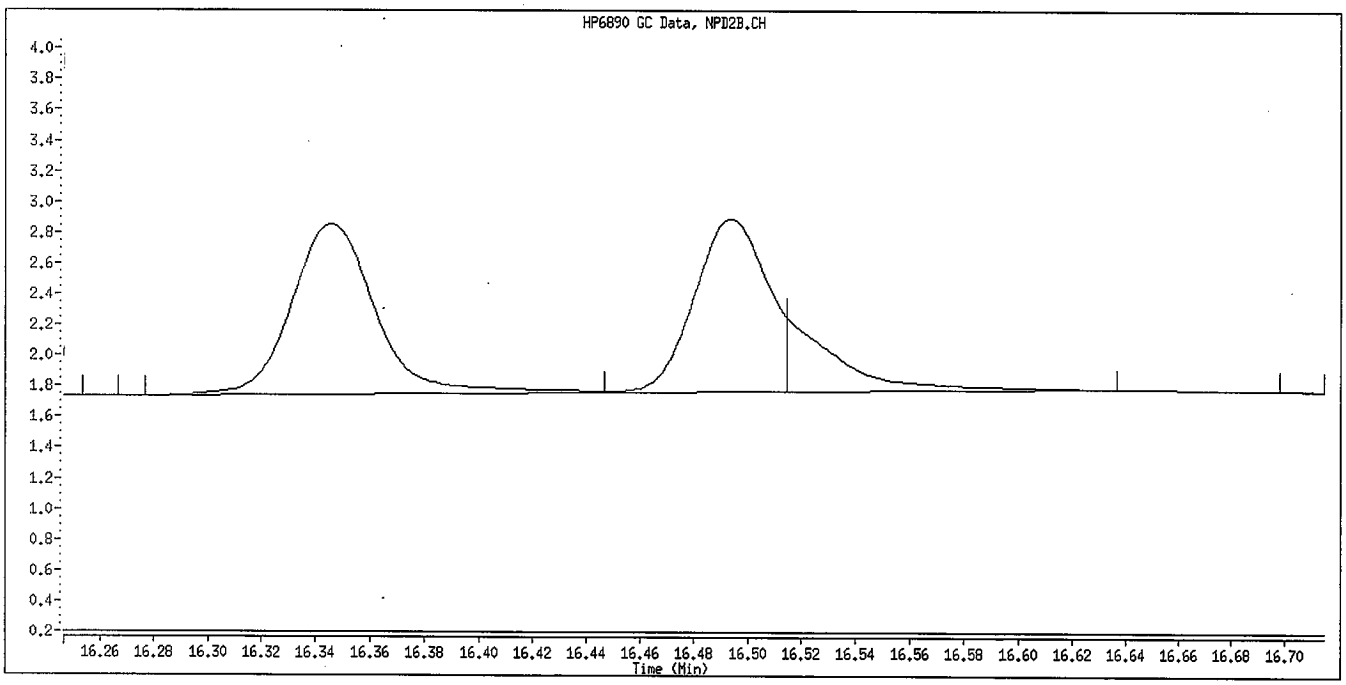

Manual Integration

Manually Integrated By: williamst
Manual Integration Reason: Baseline Event

6/30/09

Inj. Date and Time: 26-JUN-2009 18:28
Instrument ID: GC_D2.i
Client ID: OPP L7 GSV0634
Compound Name: Merphos-B (Merphos Oxone)
CAS #:
Report Date: 06/30/2009

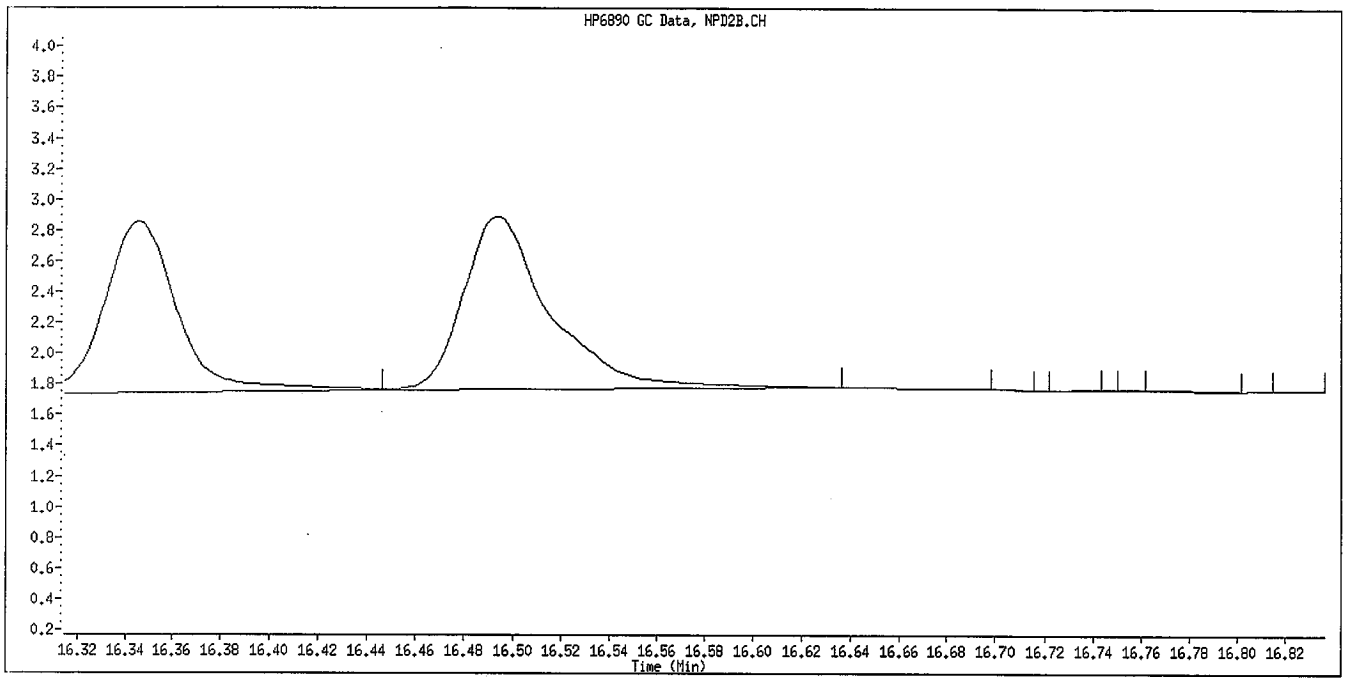

Original Integration

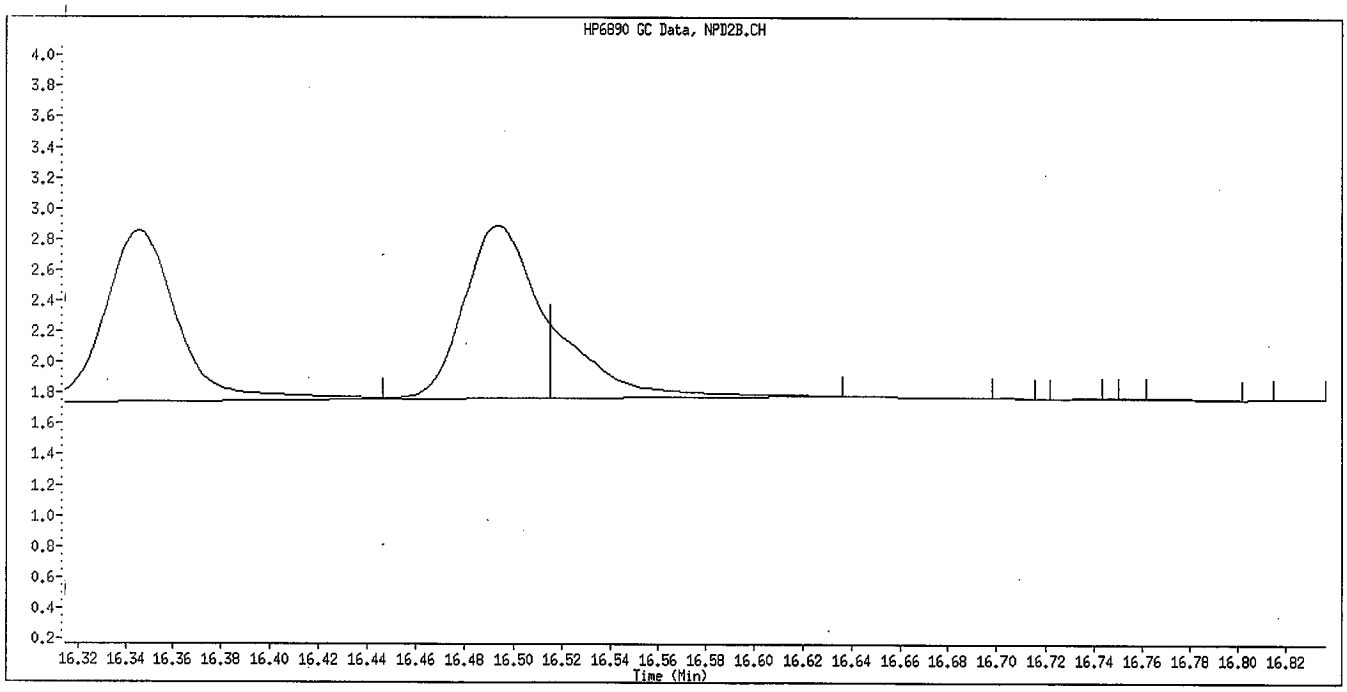

Manual Integration

Manually Integrated By: williamst
Manual Integration Reason: Baseline Event

6/30/09

TestAmerica

Data file : \\DenSvr03\Public\chem\GCS\GC_D2.i\0626092.B\004F0401.D
Lab Smp Id: OPP L6 GSV0637 Client Smp ID: OPP L6 GSV0637
Inj Date : 26-JUN-2009 18:55
Operator : MPK/TLW Inst ID: GC_D2.i
Smp Info : OPP L6 GSV0637
Misc Info :
Comment :
Method : \\DenSvr03\Public\chem\GCS\GC_D2.i\0626092.B\8141A-2.m
Meth Date : 30-Jun-2009 12:58 GC_D2.i Quant Type: ISTD
Cal Date : 26-JUN-2009 18:28 Cal File: 003F0301.D
Als bottle: 4 Calibration Sample, Level: 6
Dil Factor: 1.00000
Integrator: Falcon Compound Sublist: 8141A.sub
Target Version: 4.14
Processing Host: DENPC075

						AMOUNTS	
						CAL-AMT	ON-COL
	Compounds	RT	EXP RT	REL RT	RESPONSE	(ug/mL)	(ug/mL)
	1 o,o,o-TEPT	4.729	4.731	(0.251)	328646	4.00000	4.043
	2 Dichlorvos	6.546	6.546	(0.348)	257298	4.00000	4.054
$	3 Chlormefos	7.384	7.384	(0.392)	258146	4.00000	4.040
	4 Mevinphos	9.234	9.234	(0.491)	177060	4.00000	4.141
	5 Demeton-O	9.734	9.734	(0.517)	56273	1.30000	1.381
	6 Thionazin	9.984	9.984	(0.531)	276609	4.00000	4.326
	7 Ethoprop	10.499	10.499	(0.558)	193617	4.00000	4.053
	8 Phorate	10.537	10.539	(0.560)	250422	4.00000	4.520
	9 Naled	10.941	10.939	(0.582)	58330	4.00000	4.051
	10 Sulfotepp	11.017	11.017	(0.586)	337512	4.00000	4.039(A)
*	11 Tributylphosphate	11.116	11.116	(1.000)	118534	2.00000	
	12 Simazine	11.401	11.399	(0.606)	52173	4.00000	4.360(A)
	13 Diazinon	11.541	11.541	(0.613)	181790	4.00000	4.034
	14 Atrazine	11.582	11.584	(0.616)	98759	4.00000	4.001(A)
	15 Propazine	11.746	11.747	(0.624)	85745	4.00000	4.068
	16 Disulfoton	12.049	12.049	(0.640)	184026	4.00000	4.176
	17 Demeton-S	12.124	12.124	(0.644)	157195	2.72000	2.948
	18 Dimethoate	13.282	13.282	(0.706)	236550	4.00000	4.005
	19 Ronnel	13.589	13.587	(0.722)	165534	4.00000	4.164
	20 Merphos-A (Merphos)	13.689	13.689	(1.231)	178652	4.00000	4.159(A)
	21 Chlorpyrifos	14.409	14.409	(0.766)	174421	4.00000	4.326
	22 Fenthion	14.662	14.662	(0.779)	149338	4.00000	3.993
	23 Trichloronate	14.709	14.711	(0.782)	208762	4.00000	3.926
	24 Anilazine	15.216	15.216	(0.809)	13112	4.00000	3.800(M)
	25 Methyl Parathion	15.519	15.519	(0.825)	167086	4.00000	4.138(A)
	26 Malathion	15.724	15.724	(0.836)	151738	4.00000	4.012
	27 Tokuthion	16.346	16.344	(0.869)	187169	4.00000	4.226
	28 Parathion	16.492	16.494	(0.877)	170901	4.00000	4.296(M)
	29 Merphos-B (Merphos Oxone)	16.514	16.517	(1.486)	62127	4.00000	4.736(AM)
	30 Tetrachlorvinphos (stirophos)	16.976	16.977	(0.902)	109740	4.00000	4.264
	31 Carbophenothion methyl	17.081	17.082	(0.908)	159411	4.00000	4.322
	32 Bolstar	17.441	17.440	(0.927)	154382	4.00000	3.973
	33 Carbophenothion	17.522	17.524	(0.931)	154486	4.00000	4.043(A)

	Compounds	RT	EXP RT	REL RT	RESPONSE	AMOUNTS CAL-AMT (ug/mL)	AMOUNTS ON-COL (ug/mL)
$	34 Triphenyl phosphate	18.279	18.281	(0.972)	125543	4.00000	4.004
	35 Fensulfothion	18.557	18.559	(0.986)	126221	4.00000	4.385
*	36 TOCP	18.814	18.816	(1.000)	62844	2.00000	
	37 Phosmet / EPN	18.907	18.909	(1.005)	263604	8.00000	8.261(A)
	38 Famphur	19.009	19.011	(1.010)	175421	4.00000	4.256
	39 Azinphos-methyl	19.144	19.147	(1.018)	160515	4.00000	4.257
	40 Azinphos-ethyl	19.362	19.366	(1.029)	144031	4.00000	4.011
	41 Coumaphos	20.346	20.347	(1.081)	118936	4.00000	4.308
S	42 Merphos				240779	4.00000	4.597(A)
M	43 Total Demeton				213468	4.00000	4.330

QC Flag Legend

A - Target compound detected but, quantitated amount exceeded maximum amount.
M - Compound response manually integrated.

TestAmerica

INTERNAL STANDARD COMPOUNDS
AREA AND RT SUMMARY

Instrument ID: GC_D2.i
Lab File ID: 004F0401.D
Lab Smp Id: OPP L6 GSV0637
Analysis Type: SV
Quant Type: ISTD
Operator: MPK/TLW
Method File: \\DenSvr03\Public\chem\GCS\GC_D2.i\0626092.B\8141A-2.m
Misc Info:

Calibration Date: 26-JUN-2009
Calibration Time: 21:40
Client Smp ID: OPP L6 GSV0637
Level:
Sample Type:

COMPOUND	STANDARD	AREA LIMIT LOWER	AREA LIMIT UPPER	SAMPLE	%DIFF
11 Tributylphosphate	123933	61967	247866	118534	-4.36
36 TOCP	68831	34416	137662	62844	-8.70

COMPOUND	STANDARD	RT LIMIT LOWER	RT LIMIT UPPER	SAMPLE	%DIFF
11 Tributylphosphate	11.12	10.62	11.62	11.12	0.01
36 TOCP	18.82	18.32	19.32	18.81	-0.01

AREA UPPER LIMIT = +100% of internal standard area.
AREA LOWER LIMIT = - 50% of internal standard area.
RT UPPER LIMIT = + 0.50 minutes of internal standard RT.
RT LOWER LIMIT = - 0.50 minutes of internal standard RT.

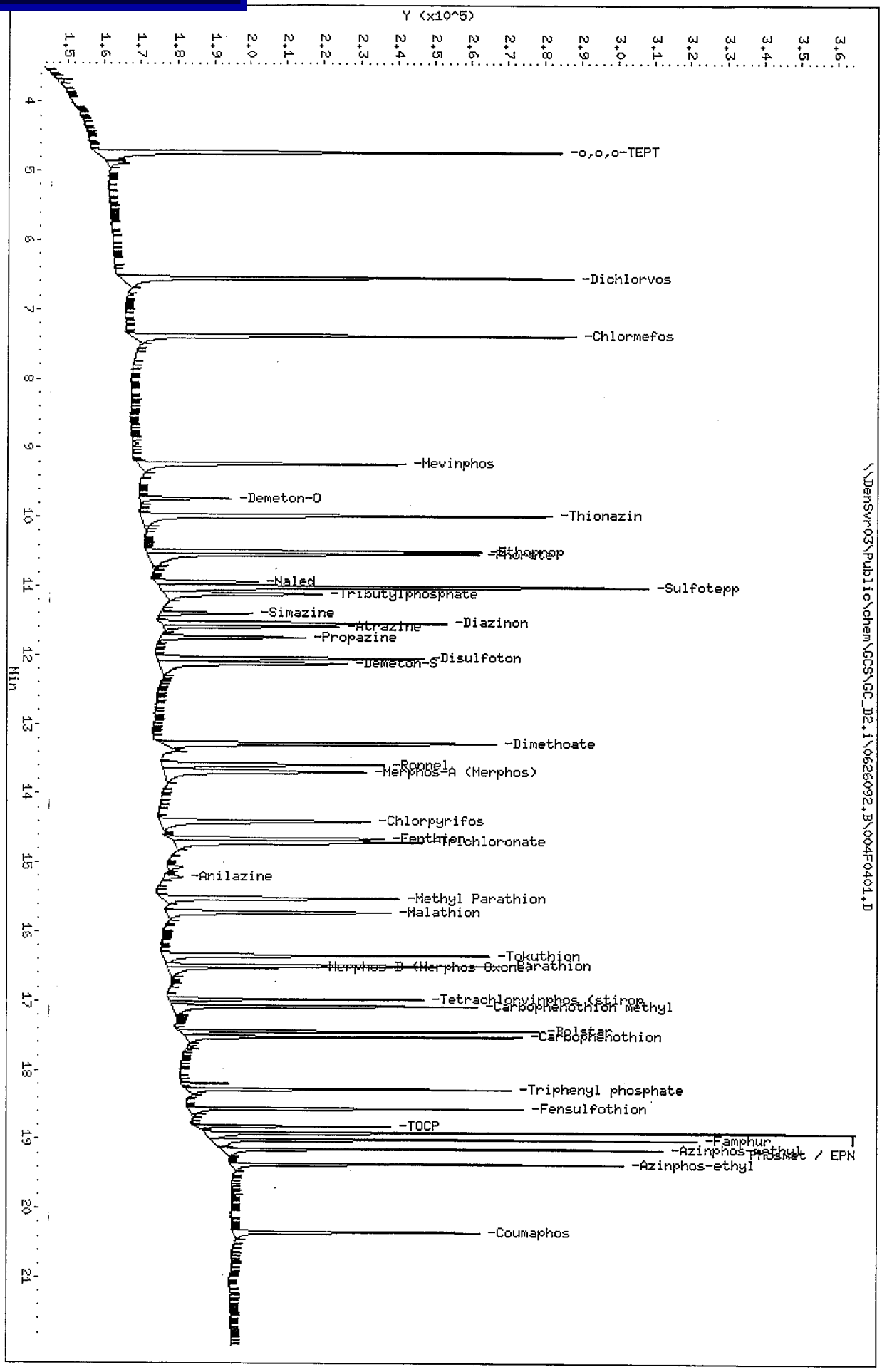

Data File: \\DenSvr03\Public\chem\GCS\GC_D2.i\0626092.B\004F0401.D
Date : 26-JUN-2009 18:55
Client ID: OPP L6 GSV0637
Sample Info: OPP L6 GSV0637
Column phase: RTx-OPPest

Instrument: GC_D2.i
Operator: MPK/TLW
Column diameter: 0.32

Inj. Date and Time: 26-JUN-2009 18:55
Instrument ID: GC_D2.i
Client ID: OPP L6 GSV0637
Compound Name: Anilazine
CAS #:
Report Date: 06/30/2009

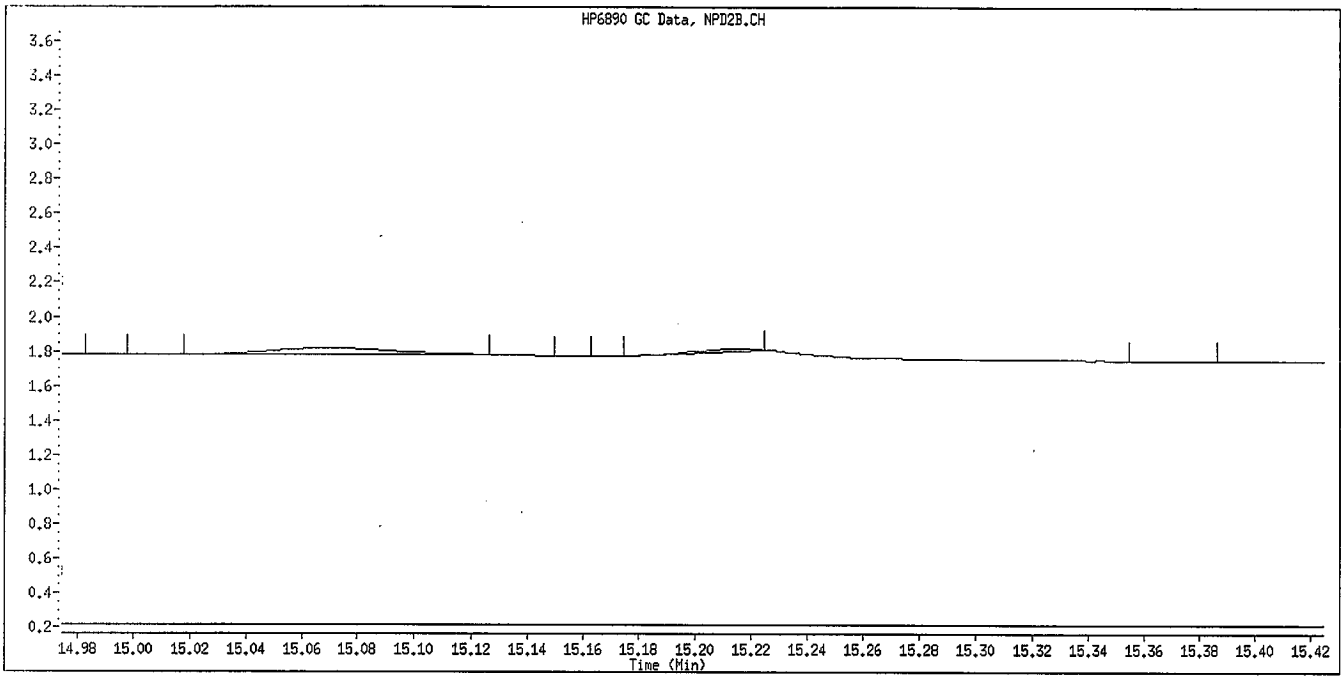

Original Integration

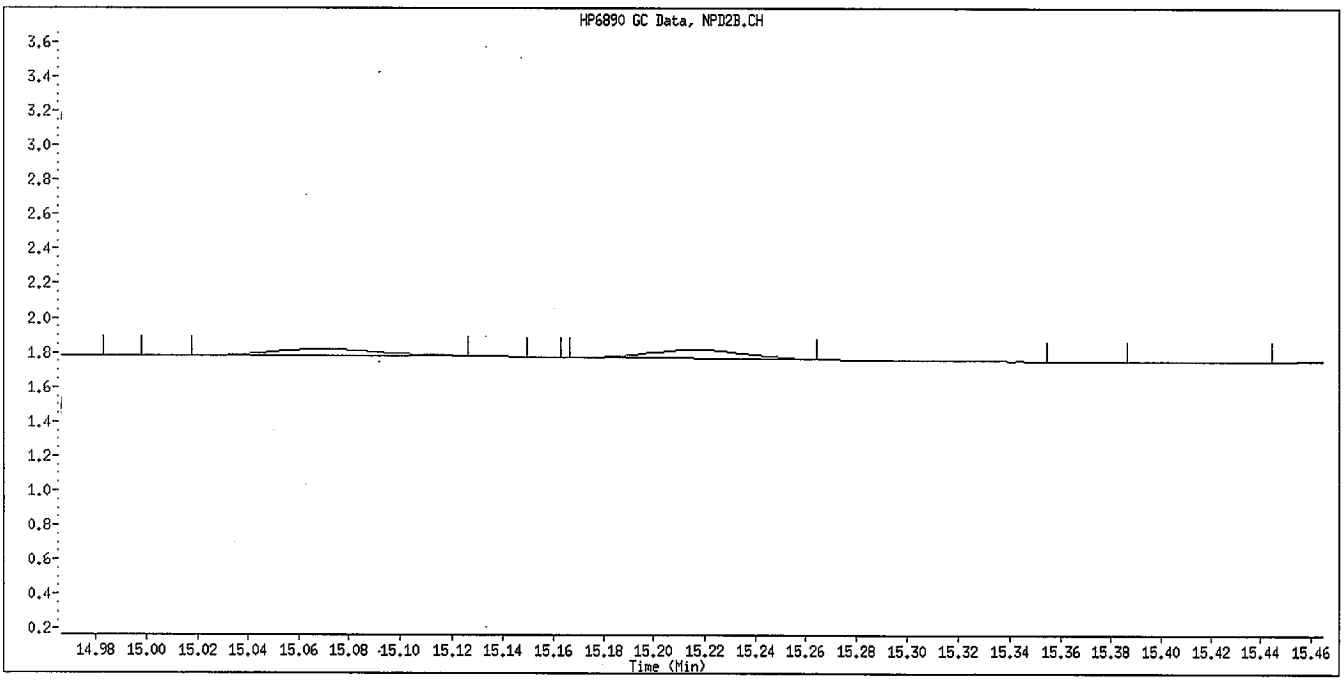

Manual Integration

Manually Integrated By: williamst
Manual Integration Reason: Baseline Event

6/30/09

Inj. Date and Time: 26-JUN-2009 18:55
Instrument ID: GC_D2.i
Client ID: OPP L6 GSV0637
Compound Name: Parathion
CAS #:
Report Date: 06/30/2009

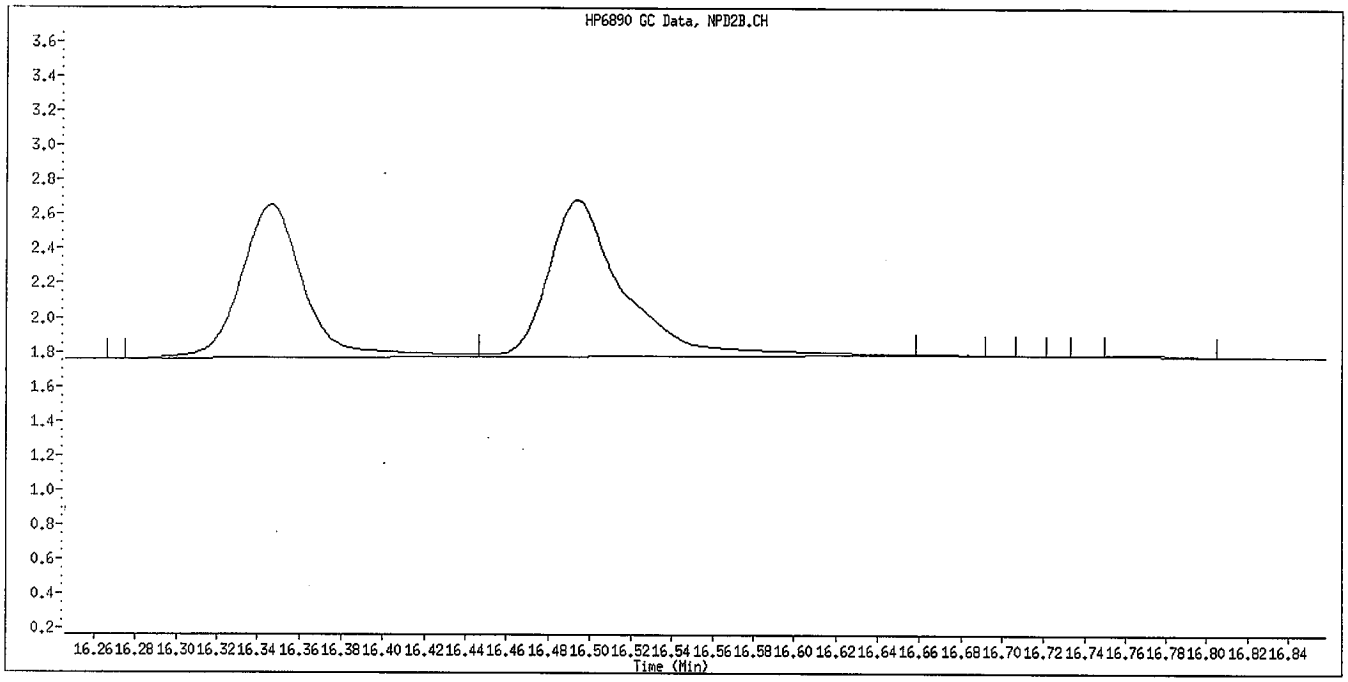

Original Integration

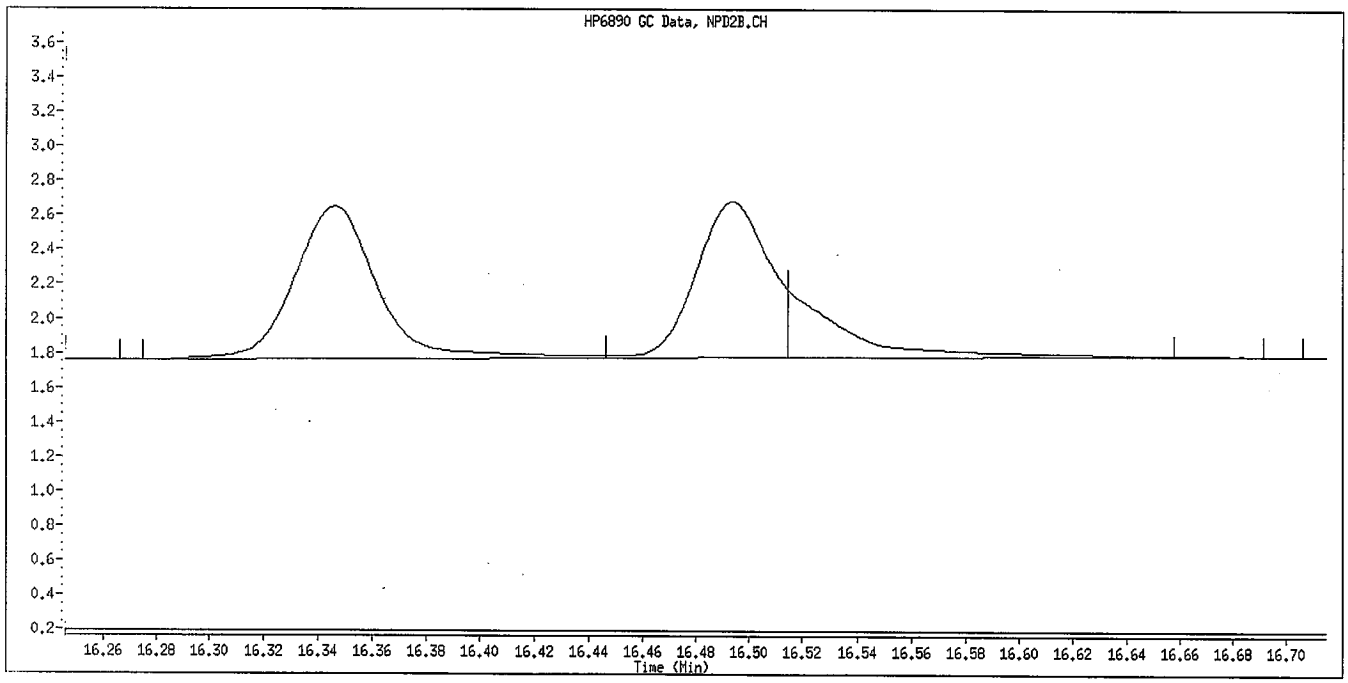

Manual Integration

Manually Integrated By: williamst
Manual Integration Reason: Baseline Event

6/30/09

Inj. Date and Time: 26-JUN-2009 18:55
Instrument ID: GC_D2.i
Client ID: OPP L6 GSV0637
Compound Name: Merphos-B (Merphos Oxone)
CAS #:
Report Date: 06/30/2009

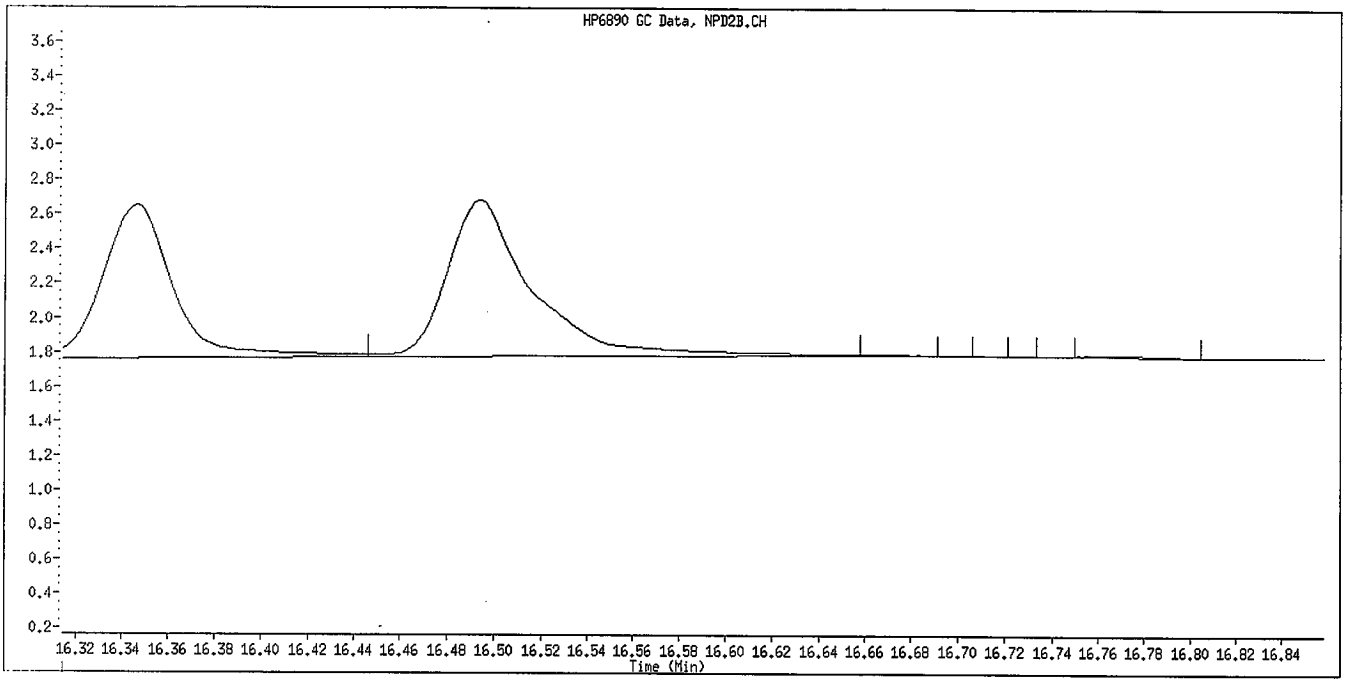

Original Integration

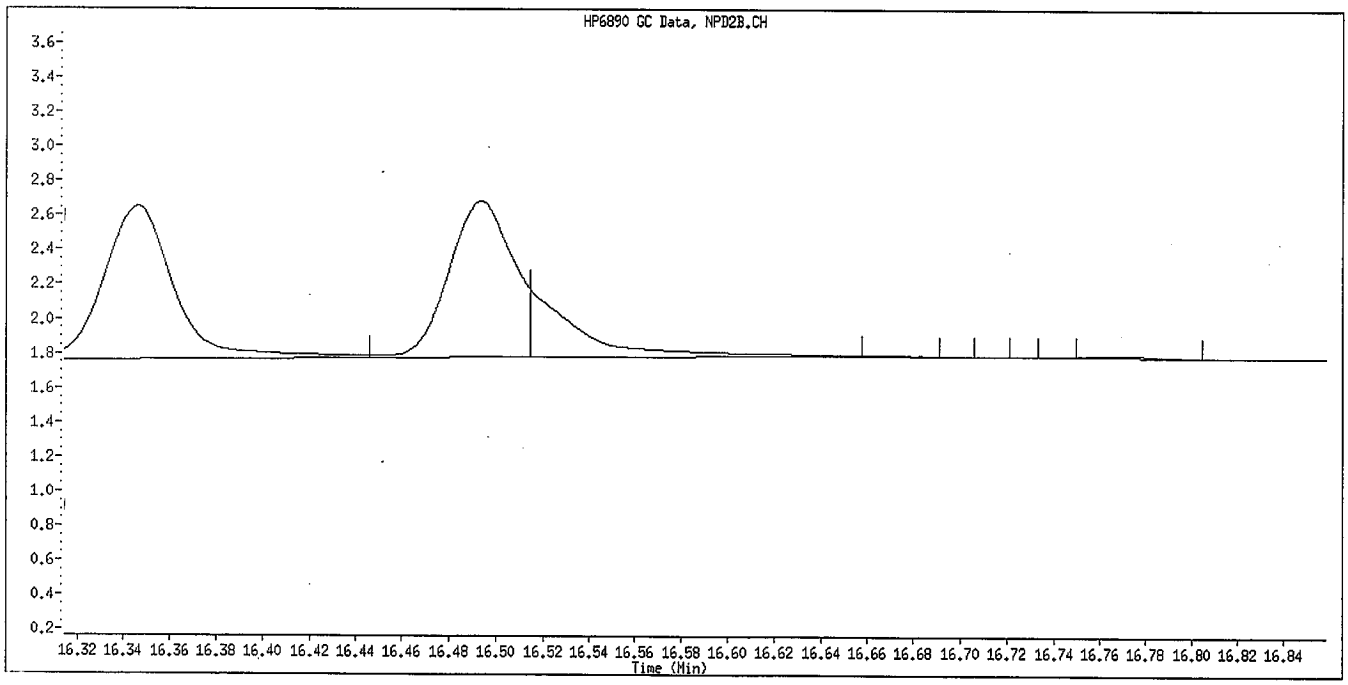

Manual Integration

Manually Integrated By: williamst
Manual Integration Reason: Baseline Event

6/30/09

TestAmerica

Data file : \\DenSvr03\Public\chem\GCS\GC_D2.i\0626092.B\005F0501.D
Lab Smp Id: OPP L5 GSV0635 Client Smp ID: OPP L5 GSV0635
Inj Date : 26-JUN-2009 19:23
Operator : MPK/TLW Inst ID: GC_D2.i
Smp Info : OPP L5 GSV0635
Misc Info :
Comment :
Method : \\DenSvr03\Public\chem\GCS\GC_D2.i\0626092.B\8141A-2.m
Meth Date : 30-Jun-2009 12:58 GC_D2.i Quant Type: ISTD
Cal Date : 26-JUN-2009 18:55 Cal File: 004F0401.D
Als bottle: 5 Calibration Sample, Level: 5
Dil Factor: 1.00000
Integrator: Falcon Compound Sublist: 8141A.sub
Target Version: 4.14
Processing Host: DENPC075

	Compounds	RT	EXP RT	REL RT	RESPONSE	AMOUNTS CAL-AMT (ug/mL)	AMOUNTS ON-COL (ug/mL)
	1 o,o,o-TEPT	4.730	4.731	(0.251)	267154	3.00000	2.982
	2 Dichlorvos	6.545	6.546	(0.348)	221023	3.00000	3.159
$	3 Chlormefos	7.384	7.384	(0.392)	237967	3.00000	3.379
	4 Mevinphos	9.234	9.234	(0.491)	137272	3.00000	2.913
	5 Demeton-O	9.734	9.734	(0.517)	46912	0.97500	1.045
	6 Thionazin	9.984	9.984	(0.531)	216898	3.00000	3.078
	7 Ethoprop	10.499	10.499	(0.558)	162719	3.00000	3.090
	8 Phorate	10.539	10.539	(0.560)	189707	3.00000	3.107
	9 Naled	10.939	10.939	(0.581)	46004	3.00000	2.975
	10 Sulfotepp	11.017	11.017	(0.586)	277819	3.00000	3.017(A)
*	11 Tributylphosphate	11.115	11.116	(1.000)	123454	2.00000	
	12 Simazine	11.399	11.399	(0.606)	40610	3.00000	3.079(A)
	13 Diazinon	11.540	11.541	(0.613)	155648	3.00000	3.140
	14 Atrazine	11.584	11.584	(0.616)	85997	3.00000	3.210(A)
	15 Propazine	11.747	11.747	(0.624)	72628	3.00000	3.140
	16 Disulfoton	12.049	12.049	(0.640)	152294	3.00000	3.136
	17 Demeton-S	12.124	12.124	(0.644)	121463	2.04000	2.103
	18 Dimethoate	13.282	13.282	(0.706)	206120	3.00000	3.166
	19 Ronnel	13.587	13.587	(0.722)	134377	3.00000	3.067
	20 Merphos-A (Merphos)	13.689	13.689	(1.232)	139514	3.00000	3.119(A)
	21 Chlorpyrifos	14.409	14.409	(0.766)	137524	3.00000	3.094
	22 Fenthion	14.662	14.662	(0.779)	130285	3.00000	3.161
	23 Trichloronate	14.710	14.711	(0.782)	170976	3.00000	2.945
	24 Anilazine	15.215	15.216	(0.809)	11039	3.00000	2.902
	25 Methyl Parathion	15.519	15.519	(0.825)	140467	3.00000	3.157(A)
	26 Malathion	15.724	15.724	(0.836)	122121	3.00000	2.929
	27 Tokuthion	16.344	16.344	(0.869)	150762	3.00000	3.089
	28 Parathion	16.494	16.494	(0.877)	135916	3.00000	3.100(M)
	29 Merphos-B (Merphos Oxone)	16.514	16.517	(1.486)	40683	3.00000	2.940(AM)
	30 Tetrachlorvinphos (stirophos)	16.977	16.977	(0.902)	90042	3.00000	3.174
	31 Carbophenothion methyl	17.082	17.082	(0.908)	132789	3.00000	3.266
	32 Bolstar	17.440	17.440	(0.927)	132222	3.00000	3.088
	33 Carbophenothion	17.524	17.524	(0.931)	139939	3.00000	3.323(A)

	Compounds	RT	EXP RT	REL RT	RESPONSE	AMOUNTS CAL-AMT (ug/mL)	AMOUNTS ON-COL (ug/mL)
$	34 Triphenyl phosphate	18.280	18.281	(0.972)	105020	3.00000	3.039
	35 Fensulfothion	18.559	18.559	(0.986)	98284	3.00000	3.098
*	36 TOCP	18.815	18.816	(1.000)	69265	2.00000	
	37 Phosmet / EPN	18.909	18.909	(1.005)	207459	6.00000	5.874(A)
	38 Famphur	19.010	19.011	(1.010)	125661	3.00000	2.766
	39 Azinphos-methyl	19.147	19.147	(1.018)	125121	3.00000	3.011
	40 Azinphos-ethyl	19.365	19.366	(1.029)	120801	3.00000	3.052
	41 Coumaphos	20.347	20.347	(1.081)	93401	3.00000	3.069
S	42 Merphos				180197	3.00000	3.122(A)
M	43 Total Demeton				168375	3.00000	3.147

QC Flag Legend

A - Target compound detected but, quantitated amount exceeded maximum amount.
M - Compound response manually integrated.

TestAmerica

INTERNAL STANDARD COMPOUNDS
AREA AND RT SUMMARY

Instrument ID: GC_D2.i
Lab File ID: 005F0501.D
Lab Smp Id: OPP L5 GSV0635
Analysis Type: SV
Quant Type: ISTD
Operator: MPK/TLW
Method File: \\DenSvr03\Public\chem\GCS\GC_D2.i\0626092.B\8141A-2.m
Misc Info:

Calibration Date: 26-JUN-2009
Calibration Time: 21:40
Client Smp ID: OPP L5 GSV0635
Level:
Sample Type:

COMPOUND	STANDARD	AREA LIMIT LOWER	AREA LIMIT UPPER	SAMPLE	%DIFF
11 Tributylphosphate	123933	61967	247866	123454	-0.39
36 TOCP	68831	34416	137662	69265	0.63

COMPOUND	STANDARD	RT LIMIT LOWER	RT LIMIT UPPER	SAMPLE	%DIFF
11 Tributylphosphate	11.12	10.62	11.62	11.12	0.00
36 TOCP	18.82	18.32	19.32	18.82	0.00

AREA UPPER LIMIT = +100% of internal standard area.
AREA LOWER LIMIT = - 50% of internal standard area.
RT UPPER LIMIT = + 0.50 minutes of internal standard RT.
RT LOWER LIMIT = - 0.50 minutes of internal standard RT.

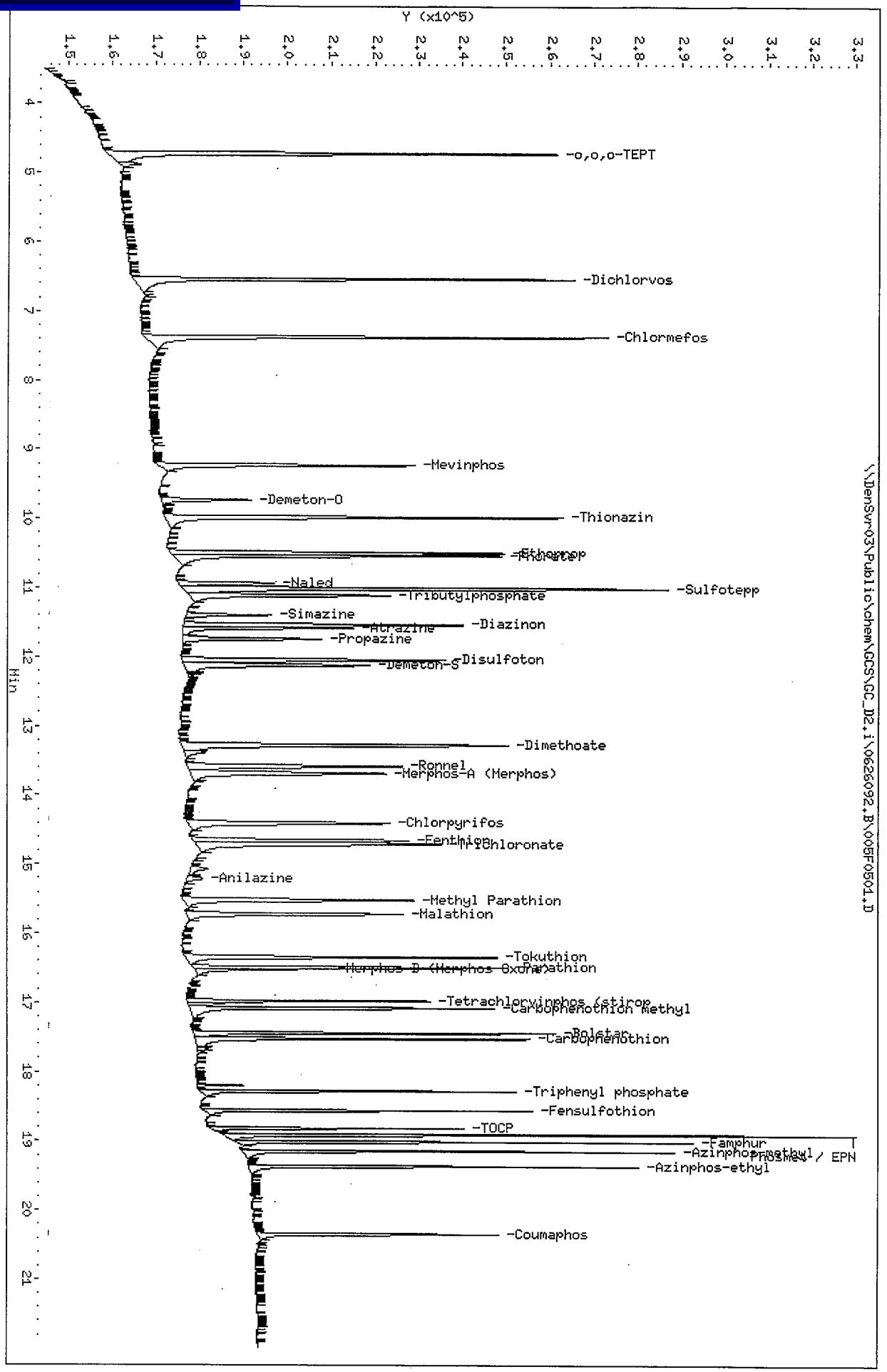

Data File: \\DenSvr03\Public\chem\GCS\GC_D2,i\0626092,B\005F0501,D
Date : 26-JUN-2009 19:23
Client ID: OPP L5 GSV0635
Sample Info: OPP L5 GSV0635
Column phase: RTx-OPPest

Instrument: GC_D2,i
Operator: MPK/TLW
Column diameter: 0.32

Inj. Date and Time: 26-JUN-2009 19:23
Instrument ID: GC_D2.i
Client ID: OPP L5 GSV0635
Compound Name: Parathion
CAS #:
Report Date: 06/30/2009

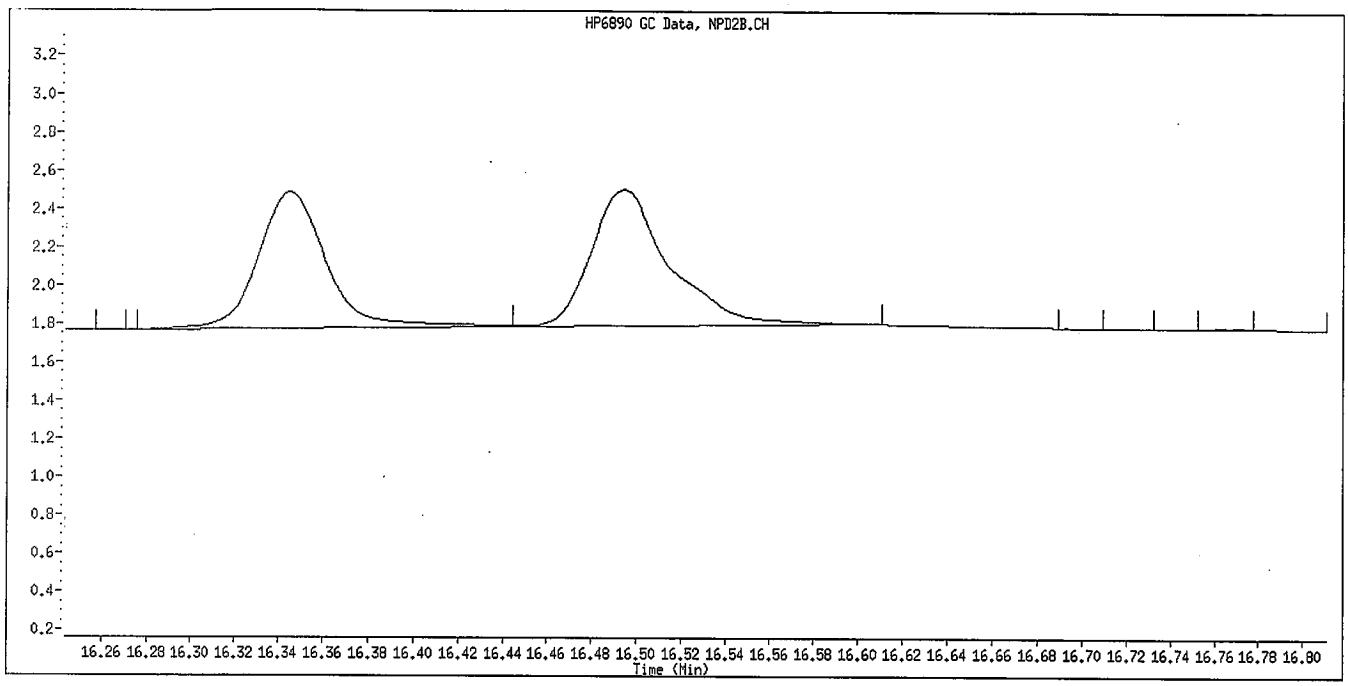

Original Integration

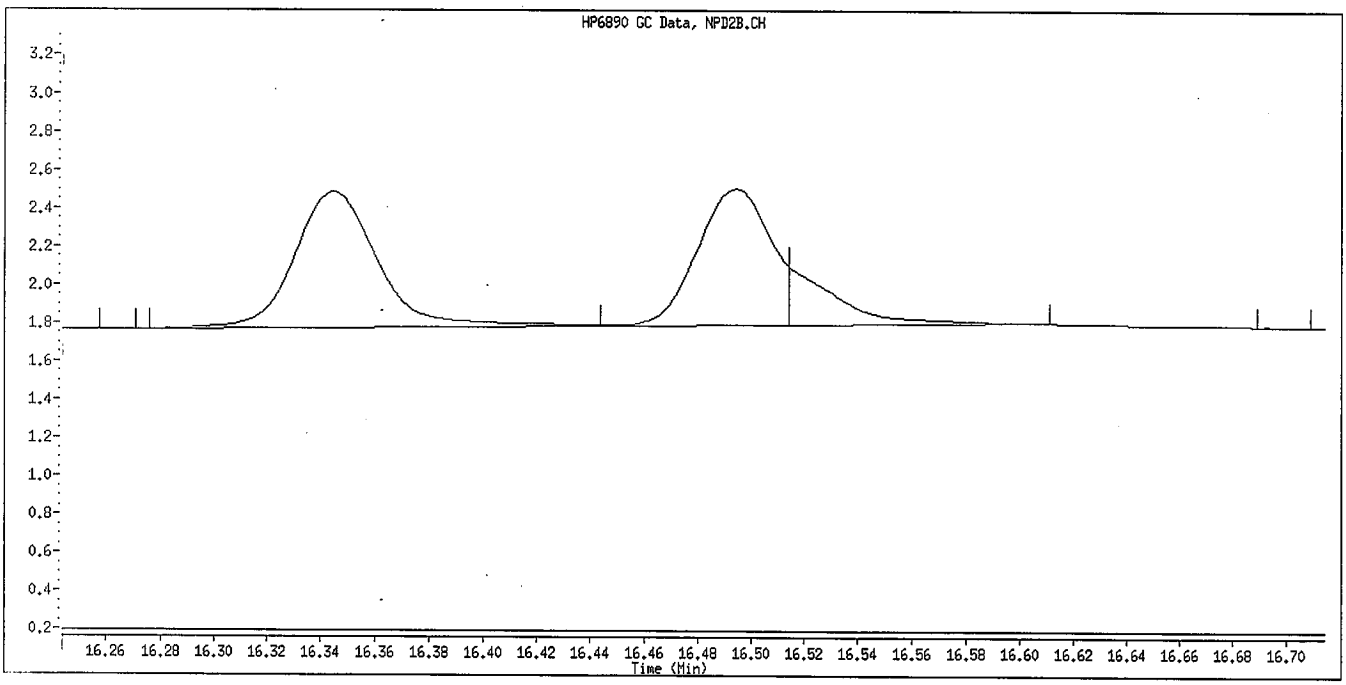

Manual Integration

Manually Integrated By: williamst
Manual Integration Reason: Baseline Event

6/30/09

Inj. Date and Time: 26-JUN-2009 19:23
Instrument ID: GC_D2.i
Client ID: OPP L5 GSV0635
Compound Name: Merphos-B (Merphos Oxone)
CAS #:
Report Date: 06/30/2009

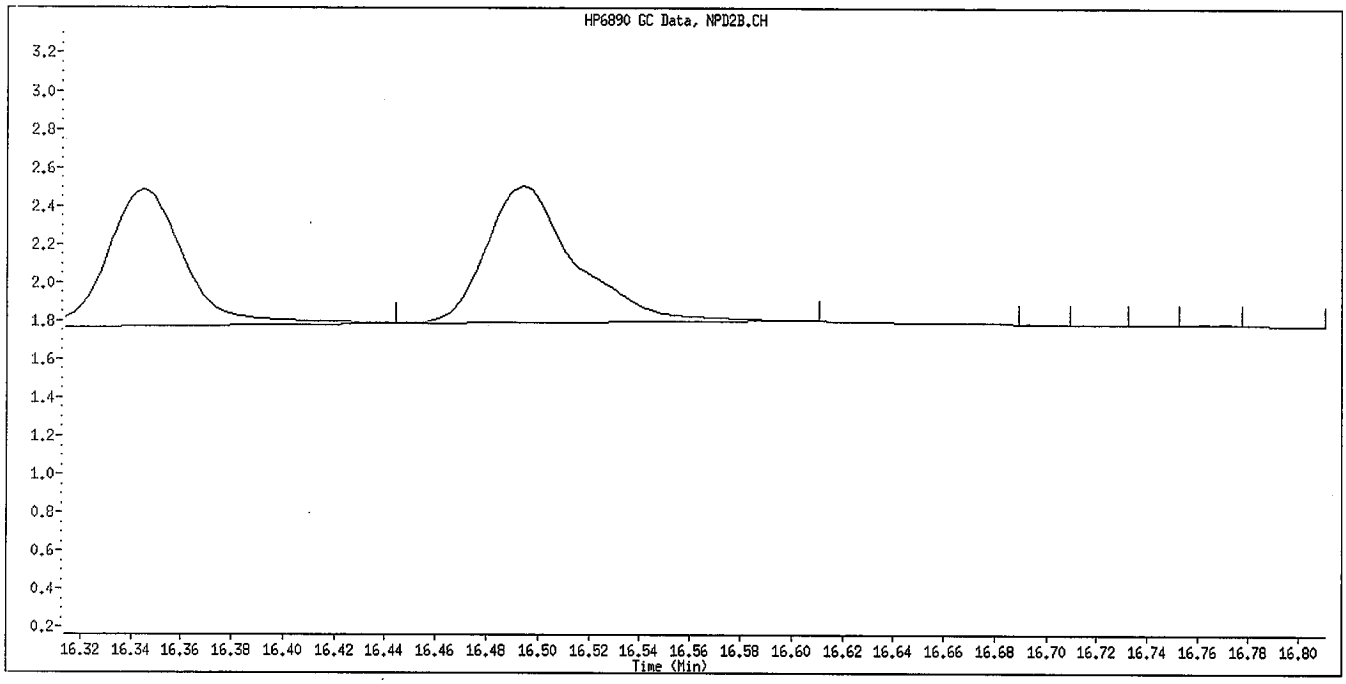

Original Integration

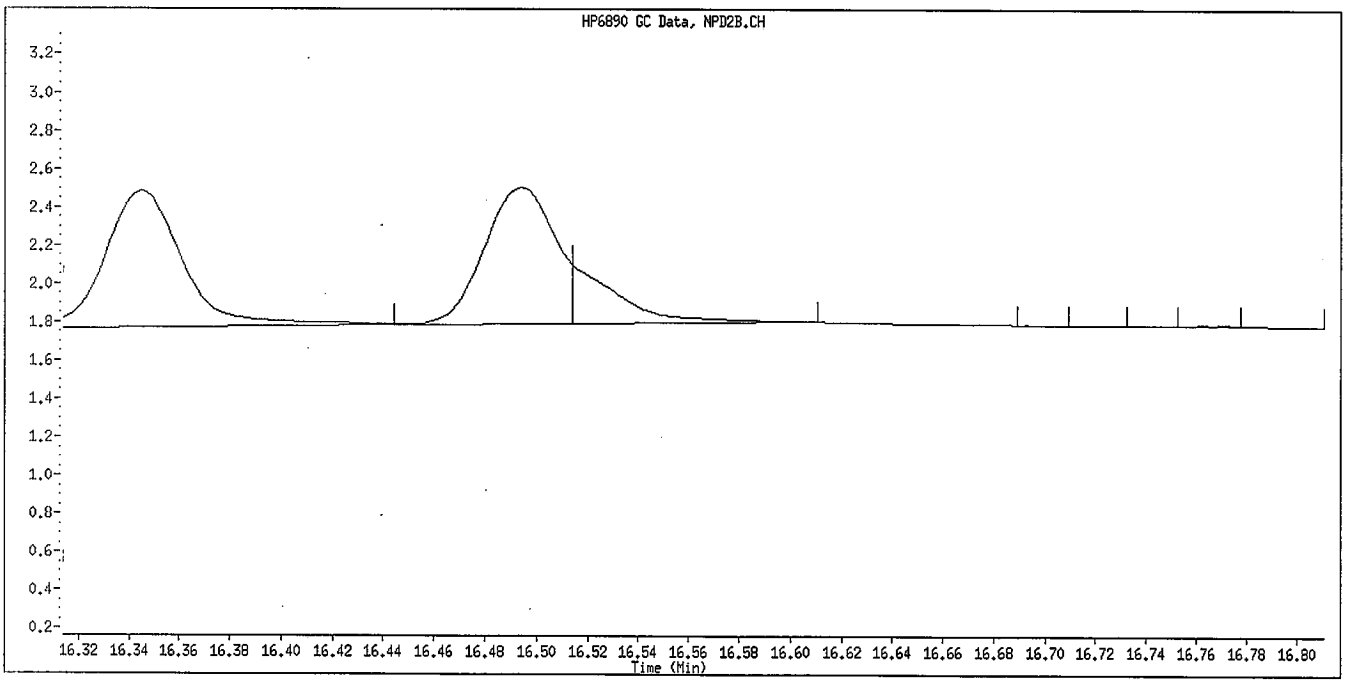

Manual Integration

Manually Integrated By: williamst
Manual Integration Reason: Baseline Event

6/30/09

TestAmerica

Data file : \\DenSvr03\Public\chem\GCS\GC_D2.i\0626092.B\006F0601.D
Lab Smp Id: OPP L4 GSV0638 Client Smp ID: OPP L4 GSV0638
Inj Date : 26-JUN-2009 19:50
Operator : MPK/TLW Inst ID: GC_D2.i
Smp Info : OPP L4 GSV0638
Misc Info :
Comment :
Method : \\DenSvr03\Public\chem\GCS\GC_D2.i\0626092.B\8141A-2.m
Meth Date : 30-Jun-2009 12:58 GC_D2.i Quant Type: ISTD
Cal Date : 26-JUN-2009 19:23 Cal File: 005F0501.D
Als bottle: 6 Calibration Sample, Level: 4
Dil Factor: 1.00000
Integrator: Falcon Compound Sublist: 8141A.sub
Target Version: 4.14
Processing Host: DENPC075

	Compounds	RT	EXP RT	REL RT	RESPONSE	AMOUNTS CAL-AMT (ug/mL)	AMOUNTS ON-COL (ug/mL)
	1 o,o,o-TEPT	4.730	4.731	(0.251)	181207	2.00000	2.055
	2 Dichlorvos	6.545	6.546	(0.348)	148252	2.00000	2.154
$	3 Chlormefos	7.383	7.384	(0.392)	138652	2.00000	2.001
	4 Mevinphos	9.233	9.234	(0.491)	98399	2.00000	2.122
	5 Demeton-O	9.733	9.734	(0.517)	29742	0.65000	0.6731
	6 Thionazin	9.983	9.984	(0.531)	134999	2.00000	1.947
	7 Ethoprop	10.498	10.499	(0.558)	103308	2.00000	1.994
	8 Phorate	10.537	10.539	(0.560)	115663	2.00000	1.925
	9 Naled	10.940	10.939	(0.581)	28010	2.00000	1.943
	10 Sulfotepp	11.017	11.017	(0.586)	187497	2.00000	2.069(A)
*	11 Tributylphosphate	11.115	11.116	(1.000)	126959	2.00000	
	12 Simazine	11.398	11.399	(0.606)	26282	2.00000	2.025(A)
	13 Diazinon	11.540	11.541	(0.613)	98649	2.00000	2.033
	14 Atrazine	11.582	11.584	(0.616)	49088	2.00000	1.960(A)
	15 Propazine	11.745	11.747	(0.624)	43235	2.00000	1.922
	16 Disulfoton	12.050	12.049	(0.640)	96402	2.00000	2.017
	17 Demeton-S	12.125	12.124	(0.644)	70921	1.36000	1.296
	18 Dimethoate	13.280	13.282	(0.706)	123978	2.00000	1.935
	19 Ronnel	13.588	13.587	(0.722)	84095	2.00000	1.950
	20 Merphos-A (Merphos)	13.690	13.689	(1.232)	90289	2.00000	1.962(A)
	21 Chlorpyrifos	14.408	14.409	(0.766)	82272	2.00000	1.881
	22 Fenthion	14.660	14.662	(0.779)	79190	2.00000	1.952
	23 Trichloronate	14.708	14.711	(0.782)	106326	2.00000	1.900
	24 Anilazine	15.212	15.216	(0.808)	6899	2.00000	1.843
	25 Methyl Parathion	15.520	15.519	(0.825)	91219	2.00000	2.083(A)
	26 Malathion	15.725	15.724	(0.836)	80242	2.00000	1.956
	27 Tokuthion	16.345	16.344	(0.869)	92069	2.00000	1.917
	28 Parathion	16.493	16.494	(0.877)	84124	2.00000	1.950(M)
	29 Merphos-B (Merphos Oxone)	16.513	16.517	(1.486)	23458	2.00000	1.603(AM)
	30 Tetrachlorvinphos (stirophos)	16.977	16.977	(0.902)	54727	2.00000	1.961
	31 Carbophenothion methyl	17.082	17.082	(0.908)	79857	2.00000	1.996
	32 Bolstar	17.440	17.440	(0.927)	82203	2.00000	1.951
	33 Carbophenothion	17.523	17.524	(0.931)	80431	2.00000	1.941(A)

	Compounds	RT	EXP RT	REL RT	RESPONSE	AMOUNTS CAL-AMT (ug/mL)	AMOUNTS ON-COL (ug/mL)
$	34 Triphenyl phosphate	18.280	18.281	(0.972)	73416	2.00000	2.159
	35 Fensulfothion	18.558	18.559	(0.986)	66352	2.00000	2.125
*	36 TOCP	18.815	18.816	(1.000)	68161	2.00000	
	37 Phosmet / EPN	18.908	18.909	(1.005)	146012	4.00000	4.177
	38 Famphur	19.012	19.011	(1.010)	95300	2.00000	2.132
	39 Azinphos-methyl	19.147	19.147	(1.018)	88773	2.00000	2.171
	40 Azinphos-ethyl	19.365	19.366	(1.029)	80966	2.00000	2.079
	41 Coumaphos	20.347	20.347	(1.081)	61650	2.00000	2.059
S	42 Merphos				113747	2.00000	2.002(A)
M	43 Total Demeton				100663	2.00000	1.969

QC Flag Legend

A - Target compound detected but, quantitated amount exceeded maximum amount.
M - Compound response manually integrated.

TestAmerica

INTERNAL STANDARD COMPOUNDS
AREA AND RT SUMMARY

Instrument ID: GC_D2.i
Lab File ID: 006F0601.D
Lab Smp Id: OPP L4 GSV0638
Analysis Type: SV
Quant Type: ISTD
Operator: MPK/TLW
Method File: \\DenSvr03\Public\chem\GCS\GC_D2.i\0626092.B\8141A-2.m
Misc Info:

Calibration Date: 26-JUN-2009
Calibration Time: 19:50
Client Smp ID: OPP L4 GSV0638
Level:
Sample Type:

COMPOUND	STANDARD	AREA LIMIT LOWER	AREA LIMIT UPPER	SAMPLE	%DIFF
11 Tributylphosphate	126959	63480	253918	126959	0.00
36 TOCP	68161	34081	136322	68161	0.00

COMPOUND	STANDARD	RT LIMIT LOWER	RT LIMIT UPPER	SAMPLE	%DIFF
11 Tributylphosphate	11.12	10.62	11.62	11.12	0.00
36 TOCP	18.82	18.32	19.32	18.82	0.00

AREA UPPER LIMIT = +100% of internal standard area.
AREA LOWER LIMIT = - 50% of internal standard area.
RT UPPER LIMIT = + 0.50 minutes of internal standard RT.
RT LOWER LIMIT = - 0.50 minutes of internal standard RT.

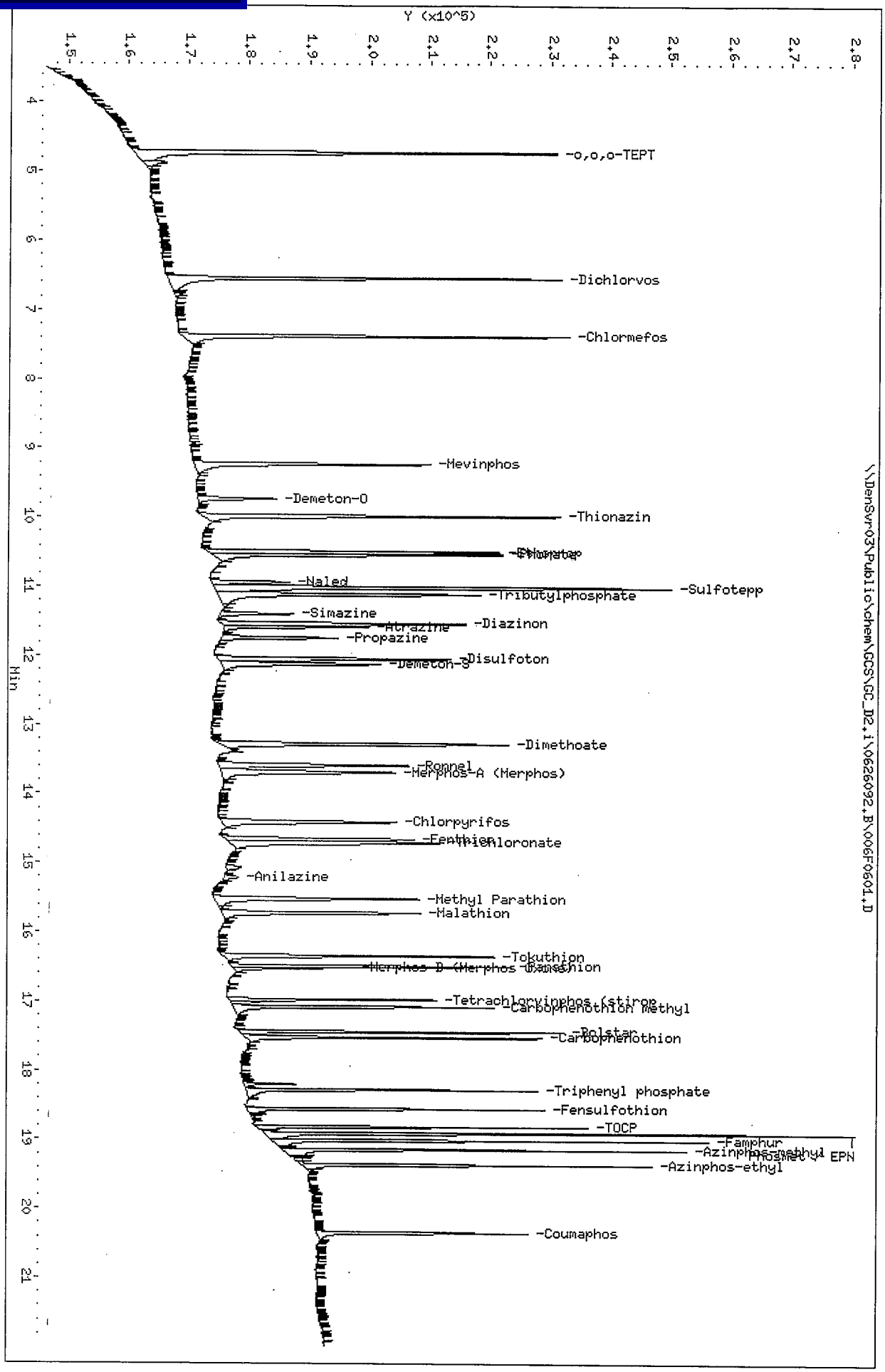

Data File: \\DenSvr03\Public\chem\GCS\GC_D2,i\0626092,B\006F0604,D
Date : 26-JUN-2009 19:50
Client ID: OPP L4 GSV0638
Sample Info: OPP L4 GSV0638
Column phase: RTx-OPPest

Instrument: GC_D2,i
Operator: MPK/TLW
Column diameter: 0,32

Inj. Date and Time: 26-JUN-2009 19:50
Instrument ID: GC_D2.i
Client ID: OPP L4 GSV0638
Compound Name: Parathion
CAS #:
Report Date: 06/30/2009

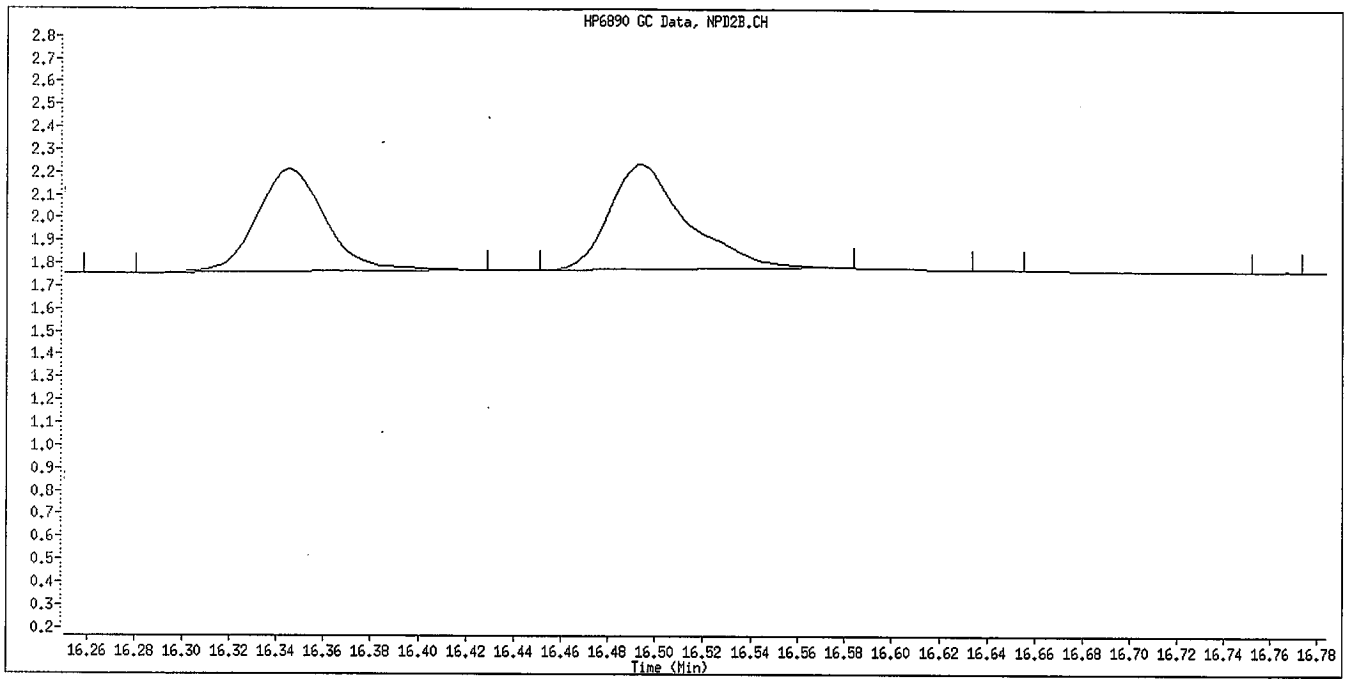

Original Integration

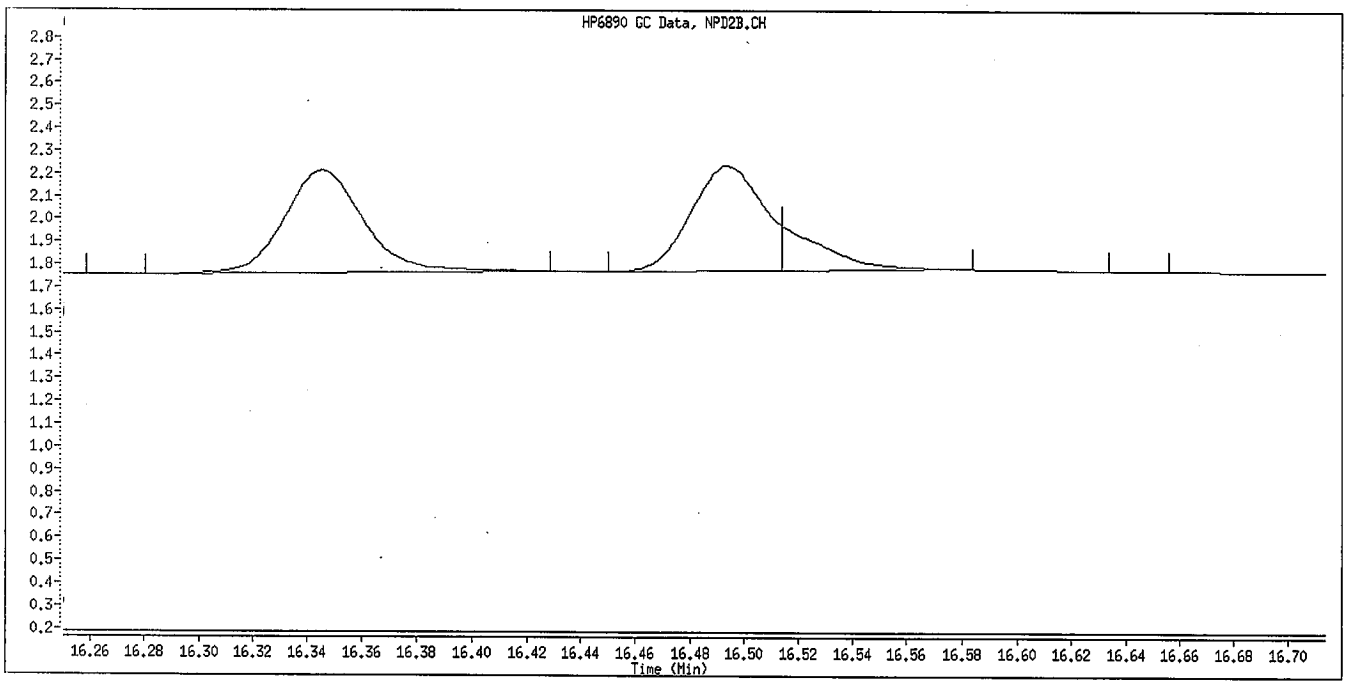

Manual Integration

Manually Integrated By: williamst
Manual Integration Reason: Baseline Event

6/30/09

Inj. Date and Time: 26-JUN-2009 19:50
Instrument ID: GC_D2.i
Client ID: OPP L4 GSV0638
Compound Name: Merphos-B (Merphos Oxone)
CAS #:
Report Date: 06/30/2009

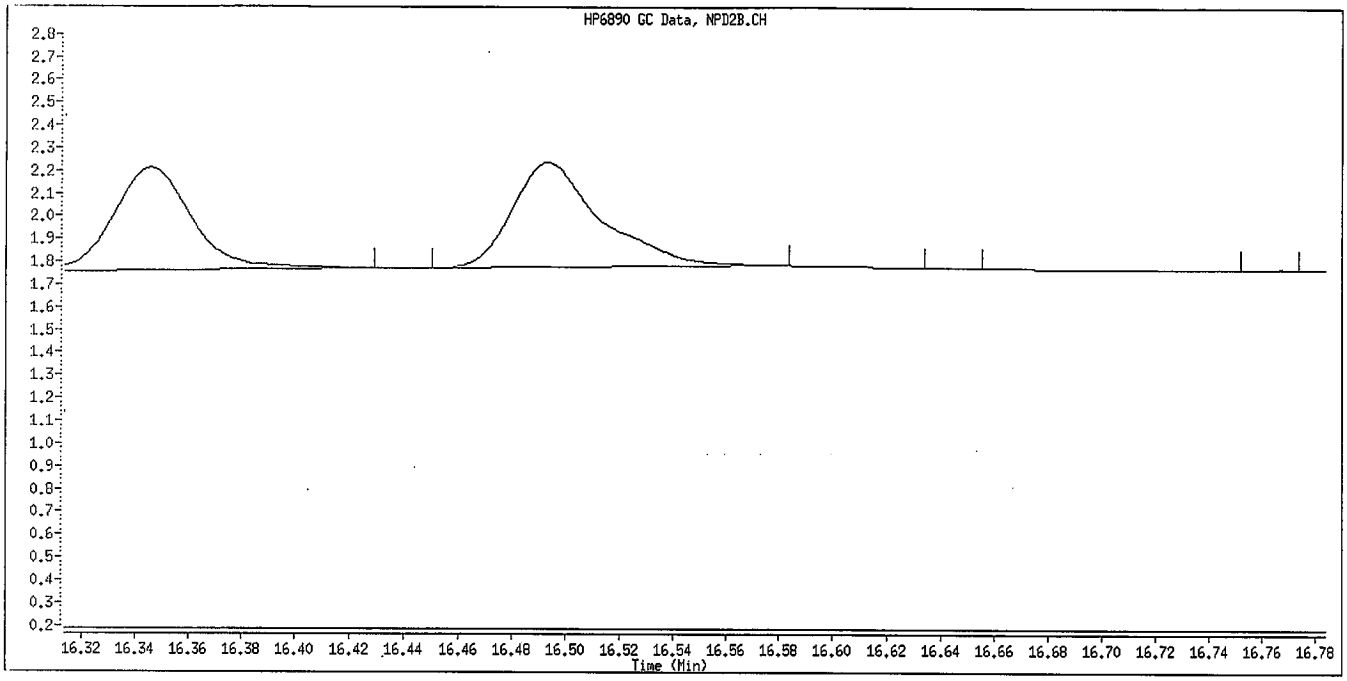

Original Integration

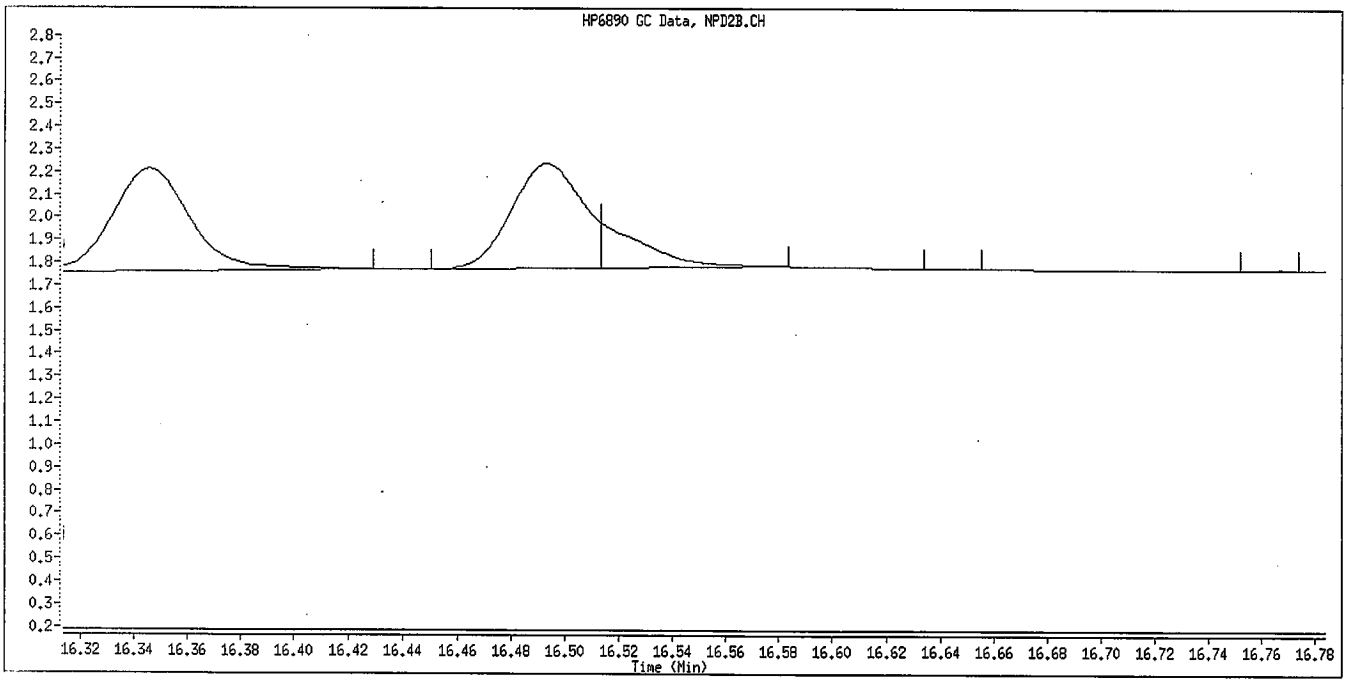

Manual Integration

Manually Integrated By: williamst
Manual Integration Reason: Baseline Event

6/30/09

TestAmerica

Data file : \\DenSvr03\Public\chem\GCS\GC_D2.i\0626092.B\007F0701.D
Lab Smp Id: OPP L3 GSV0639 Client Smp ID: OPP L3 GSV0639
Inj Date : 26-JUN-2009 20:18
Operator : MPK/TLW Inst ID: GC_D2.i
Smp Info : OPP L3 GSV0639
Misc Info :
Comment :
Method : \\DenSvr03\Public\chem\GCS\GC_D2.i\0626092.B\8141A-2.m
Meth Date : 30-Jun-2009 12:58 GC_D2.i Quant Type: ISTD
Cal Date : 26-JUN-2009 19:50 Cal File: 006F0601.D
Als bottle: 7 Calibration Sample, Level: 3
Dil Factor: 1.00000
Integrator: Falcon Compound Sublist: 8141A.sub
Target Version: 4.14
Processing Host: DENPC075

						AMOUNTS	
	Compounds	RT	EXP RT	REL RT	RESPONSE	CAL-AMT (ug/mL)	ON-COL (ug/mL)
	1 o,o,o-TEPT	4.728	4.731	(0.251)	81887	1.00000	0.9107
	2 Dichlorvos	6.546	6.546	(0.348)	63970	1.00000	0.9111
$	3 Chlormefos	7.383	7.384	(0.392)	61984	1.00000	0.8770
	4 Mevinphos	9.235	9.234	(0.491)	42341	1.00000	0.8952
	5 Demeton-O	9.733	9.734	(0.517)	13386	0.32500	0.2970
	6 Thionazin	9.985	9.984	(0.531)	67347	1.00000	0.9522
	7 Ethoprop	10.500	10.499	(0.558)	50288	1.00000	0.9515
	8 Phorate	10.536	10.539	(0.560)	55056	1.00000	0.8983
	9 Naled	10.941	10.939	(0.582)	10859	1.00000	0.9052
	10 Sulfotepp	11.016	11.017	(0.586)	90141	1.00000	0.9752(A)
*	11 Tributylphosphate	11.116	11.116	(1.000)	109941	2.00000	
	12 Simazine	11.398	11.399	(0.606)	12288	1.00000	0.9282(A)
	13 Diazinon	11.541	11.541	(0.613)	49407	1.00000	1.013
	14 Atrazine	11.581	11.584	(0.616)	21316	1.00000	0.9678(A)
	15 Propazine	11.746	11.747	(0.624)	20907	1.00000	0.9421
	16 Disulfoton	12.050	12.049	(0.640)	47563	1.00000	0.9757
	17 Demeton-S	12.126	12.124	(0.645)	33785	0.68000	0.6688
	18 Dimethoate	13.283	13.282	(0.706)	60106	1.00000	0.9200
	19 Ronnel	13.588	13.587	(0.722)	39845	1.00000	0.9061
	20 Merphos-A (Merphos)	13.690	13.689	(1.231)	42032	1.00000	1.055(A)
	21 Chlorpyrifos	14.410	14.409	(0.766)	43430	1.00000	0.9737
	22 Fenthion	14.663	14.662	(0.779)	40767	1.00000	0.9854
	23 Trichloronate	14.710	14.711	(0.782)	49357	1.00000	0.9220
	24 Anilazine	15.218	15.216	(0.809)	3581	1.00000	0.9372(M)
	25 Methyl Parathion	15.520	15.519	(0.825)	42442	1.00000	0.9503
	26 Malathion	15.725	15.724	(0.836)	39993	1.00000	0.9559
	27 Tokuthion	16.345	16.344	(0.869)	47016	1.00000	0.9598
	28 Parathion	16.493	16.494	(0.877)	43405	1.00000	0.9863(M)
	29 Merphos-B (Merphos Oxone)	16.515	16.517	(1.486)	15065	1.00000	1.162(AM)
	30 Tetrachlorvinphos (stirophos)	16.976	16.977	(0.902)	25459	1.00000	0.8943
	31 Carbophenothion methyl	17.081	17.082	(0.908)	36393	1.00000	0.8919
	32 Bolstar	17.441	17.440	(0.927)	41390	1.00000	0.9630
	33 Carbophenothion	17.523	17.524	(0.931)	40089	1.00000	0.9485(A)

	Compounds	RT	EXP RT	REL RT	RESPONSE	AMOUNTS CAL-AMT (ug/mL)	AMOUNTS ON-COL (ug/mL)
$	34 Triphenyl phosphate	18.280	18.281	(0.972)	31677	1.00000	0.9133
	35 Fensulfothion	18.558	18.559	(0.986)	30601	1.00000	0.9609
*	36 TOCP	18.815	18.816	(1.000)	69519	2.00000	
	37 Phosmet / EPN	18.908	18.909	(1.005)	68186	2.00000	1.866
	38 Famphur	19.010	19.011	(1.010)	41284	1.00000	0.9054
	39 Azinphos-methyl	19.145	19.147	(1.018)	37491	1.00000	0.8988
	40 Azinphos-ethyl	19.365	19.366	(1.029)	38936	1.00000	0.9801
	41 Coumaphos	20.345	20.347	(1.081)	29854	1.00000	0.9774
S	42 Merphos				57097	1.00000	0.9855
M	43 Total Demeton				47171	1.00000	0.9658

QC Flag Legend

A - Target compound detected but, quantitated amount exceeded maximum amount.
M - Compound response manually integrated.

TestAmerica

INTERNAL STANDARD COMPOUNDS
AREA AND RT SUMMARY

Instrument ID: GC_D2.i
Lab File ID: 007F0701.D
Lab Smp Id: OPP L3 GSV0639
Analysis Type: SV
Quant Type: ISTD
Operator: MPK/TLW
Method File: \\DenSvr03\Public\chem\GCS\GC_D2.i\0626092.B\8141A-2.m
Misc Info:

Calibration Date: 26-JUN-2009
Calibration Time: 19:50
Client Smp ID: OPP L3 GSV0639
Level:
Sample Type:

COMPOUND	STANDARD	AREA LIMIT LOWER	AREA LIMIT UPPER	SAMPLE	%DIFF
11 Tributylphosphate	126959	63480	253918	109941	-13.40
36 TOCP	68161	34081	136322	69519	1.99

COMPOUND	STANDARD	RT LIMIT LOWER	RT LIMIT UPPER	SAMPLE	%DIFF
11 Tributylphosphate	11.12	10.62	11.62	11.12	0.01
36 TOCP	18.82	18.32	19.32	18.82	-0.00

AREA UPPER LIMIT = +100% of internal standard area.
AREA LOWER LIMIT = - 50% of internal standard area.
RT UPPER LIMIT = + 0.50 minutes of internal standard RT.
RT LOWER LIMIT = - 0.50 minutes of internal standard RT.

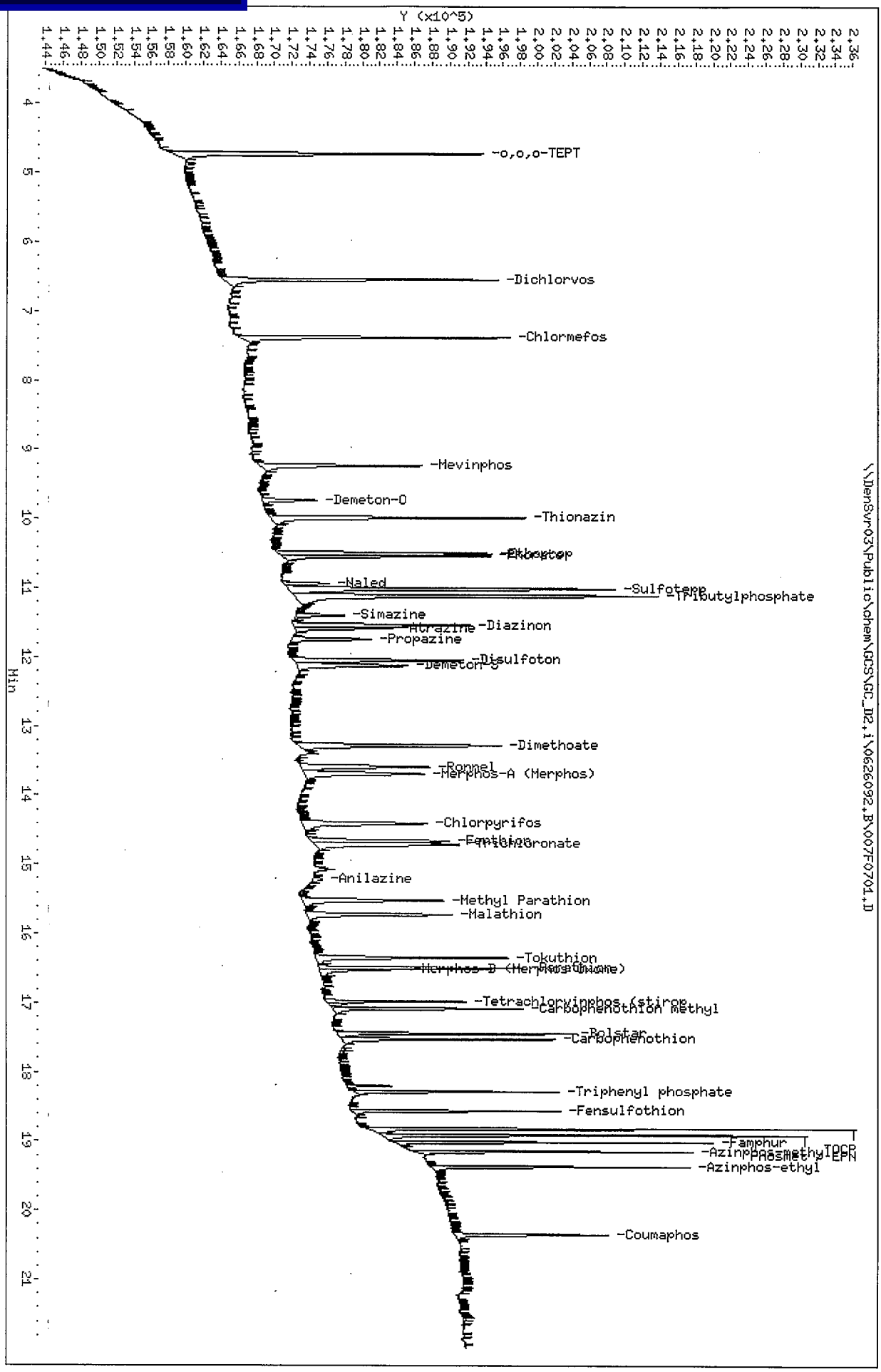
Y (x10^5)
Min
-o,o,o-TEPT
-Dichlorvos
-Chlormefos
-Mevinphos
-Demeton-O
-Thionazin
-Naled
-Sulfotepp
-Tributylphosphate
-Simazine
-Atrazine
-Diazinon
-Propazine
-Demeton-S
-Disulfoton
-Dimethoate
-Ronnel
-Merphos-A (Merphos)
-Chlorpyrifos
-Fenthion
-Trichloronate
-Anilazine
-Methyl Parathion
-Malathion
-Tokuthion
-Merphos-B (Merphos Oxone)
-Tetrachlorvinphos (Stirofos)
-Carbophenothion methyl
-Bolstar
-Carbophenothion
-Triphenyl phosphate
-Fensulfothion
-Famphur
-Azinphos-methyl
-EPN
-Azinphos-ethyl
-Coumaphos
\\DenSvr03\Public\chem\GCS\GC_D2,i\0626092,B\007F0701,D
Data File: \\DenSvr03\Public\chem\GCS\GC_D2,i\0626092,B\007F0704,D
Date : 26-JUN-2009 20:18
Client ID: OPP L3 GSV0639
Sample Info: OPP L3 GSV0639
Column phase: RTx-OPPest
Instrument: GC_D2,i
Operator: MPK/TLW
Column diameter: 0.32
Page 4

Inj. Date and Time: 26-JUN-2009 20:18
Instrument ID: GC_D2.i
Client ID: OPP L3 GSV0639
Compound Name: Anilazine
CAS #:
Report Date: 06/30/2009

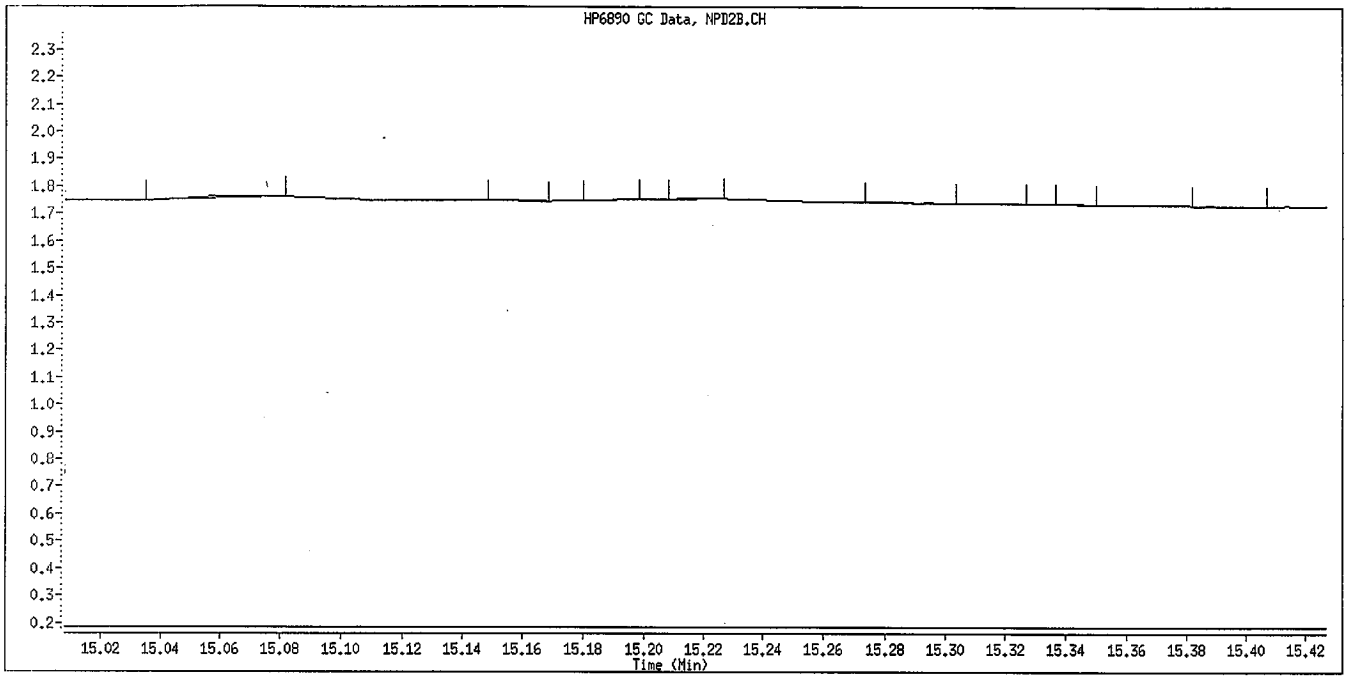

Original Integration

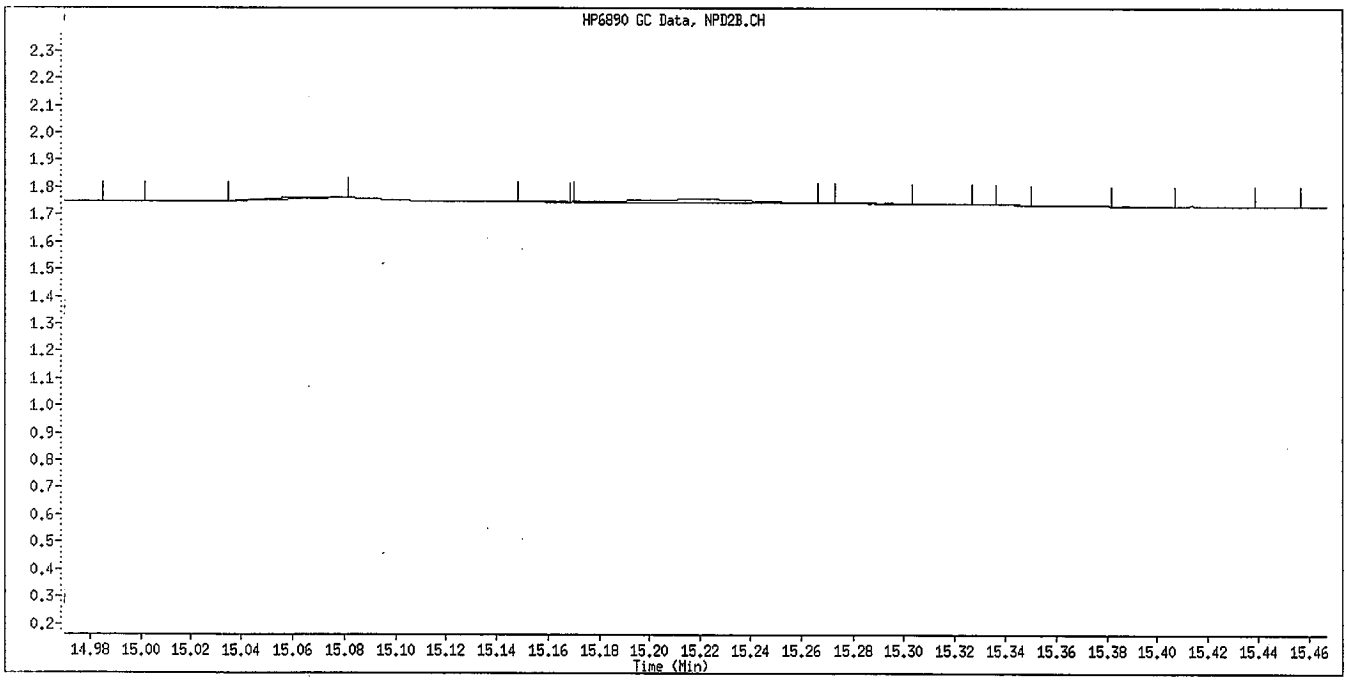

Manual Integration

Manually Integrated By: williamst
Manual Integration Reason: Baseline Event

6/30/09

Inj. Date and Time: 26-JUN-2009 20:18
Instrument ID: GC_D2.i
Client ID: OPP L3 GSV0639
Compound Name: Parathion
CAS #:
Report Date: 06/30/2009

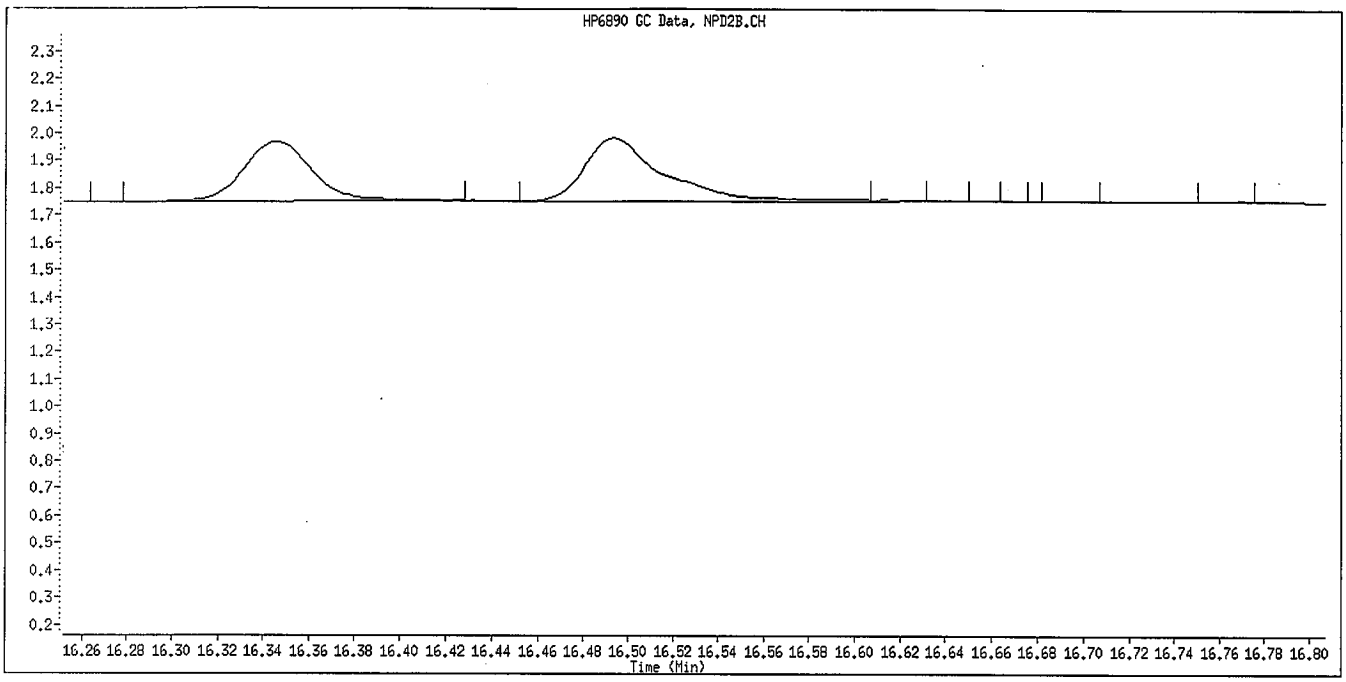

Original Integration

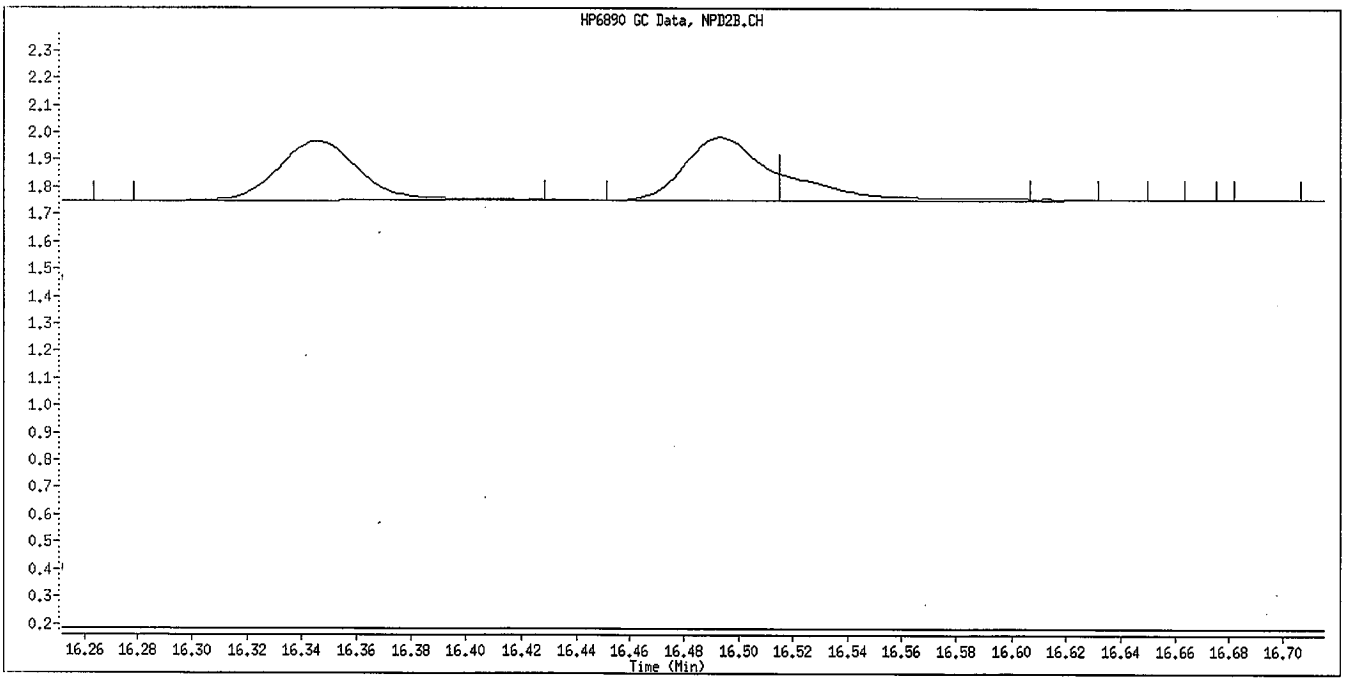

Manual Integration

Manually Integrated By: williamst
Manual Integration Reason: Baseline Event

6/30/09

Inj. Date and Time: 26-JUN-2009 20:18
Instrument ID: GC_D2.i
Client ID: OPP L3 GSV0639
Compound Name: Merphos-B (Merphos Oxone)
CAS #:
Report Date: 06/30/2009

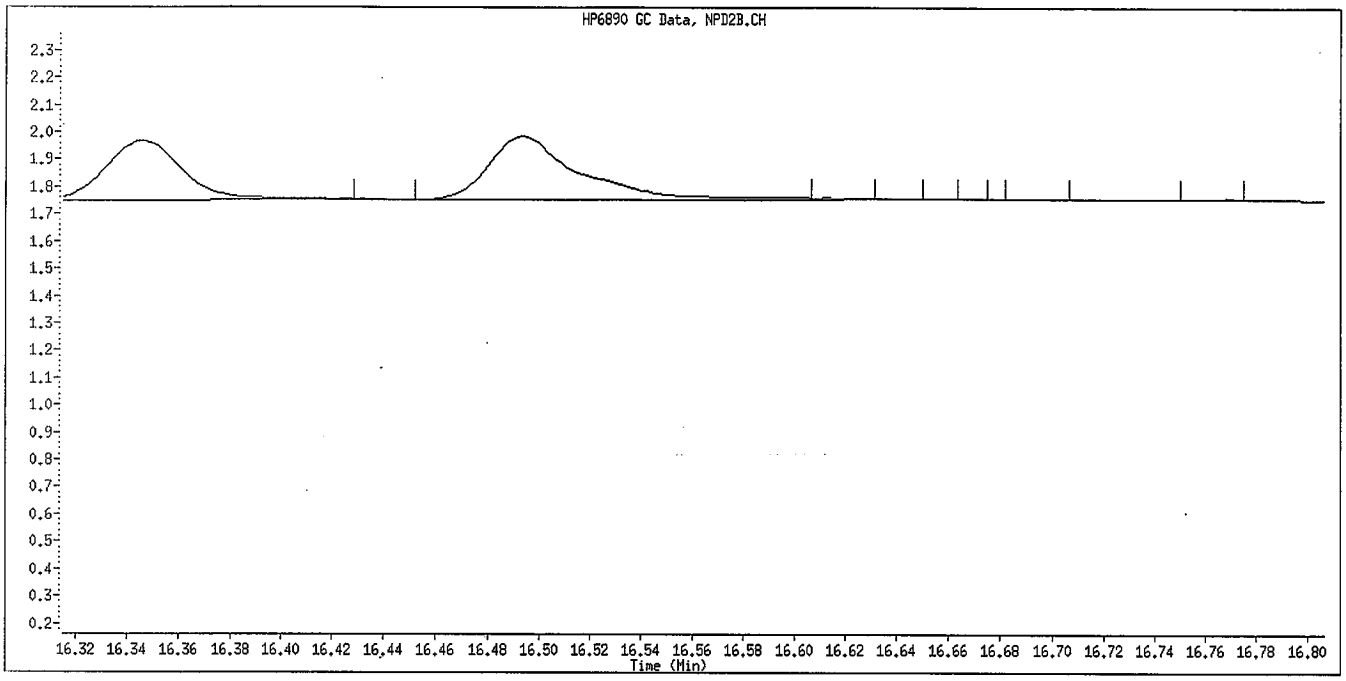

Original Integration

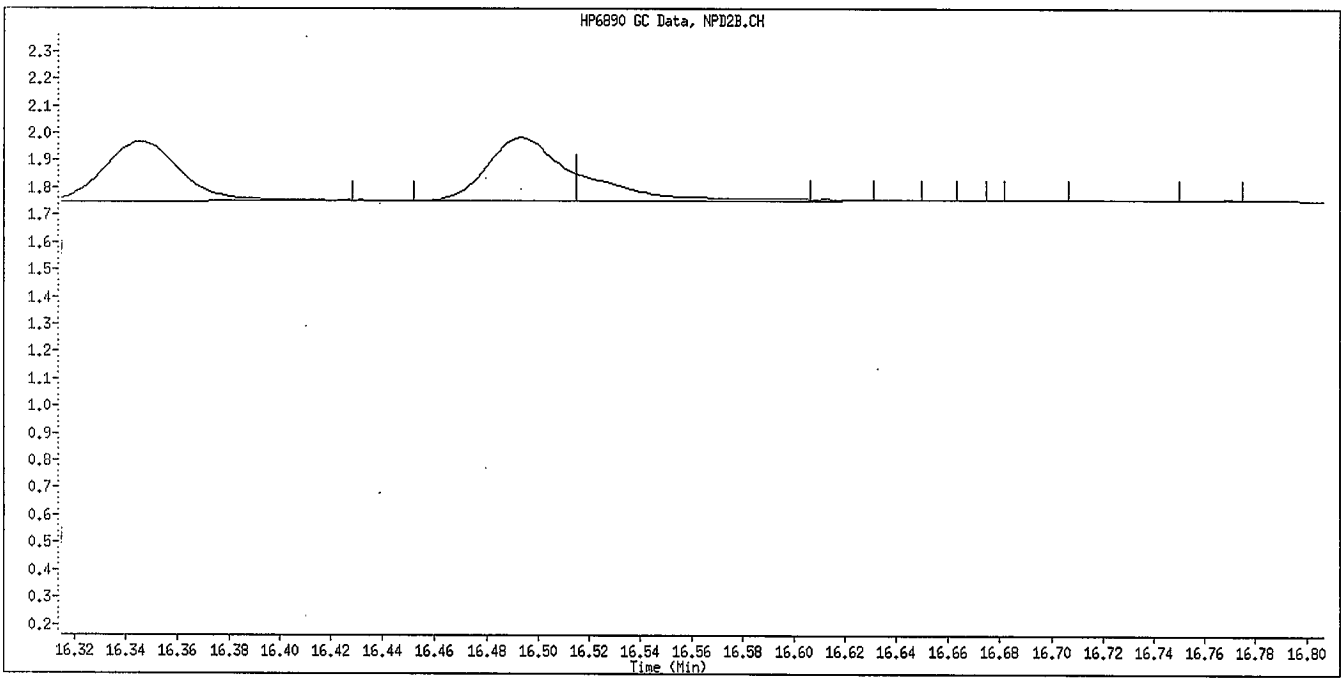

Manual Integration

Manually Integrated By: williamst
Manual Integration Reason: Baseline Event

6/30/09

TestAmerica

Data file : \\DenSvr03\Public\chem\GCS\GC_D2.i\0626092.B\008F0801.D
Lab Smp Id: OPP L2 GSV0640 Client Smp ID: OPP L2 GSV0640
Inj Date : 26-JUN-2009 20:45
Operator : MPK/TLW Inst ID: GC_D2.i
Smp Info : OPP L2 GSV0640
Misc Info :
Comment :
Method : \\DenSvr03\Public\chem\GCS\GC_D2.i\0626092.B\8141A-2.m
Meth Date : 30-Jun-2009 12:58 GC_D2.i Quant Type: ISTD
Cal Date : 26-JUN-2009 20:18 Cal File: 007F0701.D
Als bottle: 8 Calibration Sample, Level: 2
Dil Factor: 1.00000
Integrator: Falcon Compound Sublist: 8141A.sub
Target Version: 4.14
Processing Host: DENPC075

		Compounds	RT	EXP RT	REL RT	RESPONSE	AMOUNTS CAL-AMT (ug/mL)	AMOUNTS ON-COL (ug/mL)
	1	o,o,o-TEPT	4.729	4.731	(0.251)	43725	0.50000	0.4721
	2	Dichlorvos	6.546	6.546	(0.348)	32623	0.50000	0.4511
$	3	Chlormefos	7.383	7.384	(0.392)	32886	0.50000	0.4517
	4	Mevinphos	9.233	9.234	(0.491)	22377	0.50000	0.4593
	5	Demeton-O	9.734	9.734	(0.517)	7562	0.16250	0.1629
	6	Thionazin	9.983	9.984	(0.531)	32975	0.50000	0.4526
	7	Ethoprop	10.501	10.499	(0.558)	25261	0.50000	0.4640
	8	Phorate	10.538	10.539	(0.560)	28693	0.50000	0.4545
	9	Naled	10.934	10.939	(0.581)	1666	0.50000	0.3635
	10	Sulfotepp	11.018	11.017	(0.586)	45401	0.50000	0.4768(A)
*	11	Tributylphosphate	11.118	11.116	(1.000)	107017	2.00000	
	12	Simazine	11.401	11.399	(0.606)	6209	0.50000	0.4553(A)
	13	Diazinon	11.541	11.541	(0.613)	15923	0.50000	0.3370
	14	Atrazine	11.579	11.584	(0.615)	1231	0.50000	0.2736(A)
	15	Propazine	11.746	11.747	(0.624)	8102	0.50000	0.3907
	16	Disulfoton	12.049	12.049	(0.640)	23807	0.50000	0.4741
	17	Demeton-S	12.124	12.124	(0.644)	15766	0.34000	0.3681
	18	Dimethoate	13.281	13.282	(0.706)	33707	0.50000	0.5009
	19	Ronnel	13.588	13.587	(0.722)	19648	0.50000	0.4338
	20	Merphos-A (Merphos)	13.689	13.689	(1.231)	19488	0.50000	0.5025(A)
	21	Chlorpyrifos	14.409	14.409	(0.766)	20746	0.50000	0.4515
	22	Fenthion	14.661	14.662	(0.779)	20747	0.50000	0.4869
	23	Trichloronate	14.709	14.711	(0.782)	26053	0.50000	0.5238
	24	Anilazine	15.213	15.216	(0.809)	2256	0.50000	0.5727(M)
	25	Methyl Parathion	15.519	15.519	(0.825)	20061	0.50000	0.4361
	26	Malathion	15.724	15.724	(0.836)	21428	0.50000	0.4972
	27	Tokuthion	16.346	16.344	(0.869)	23462	0.50000	0.4650
	28	Parathion	16.493	16.494	(0.877)	20700	0.50000	0.4566(M)
	29	Merphos-B (Merphos Oxone)	16.514	16.517	(1.485)	6271	0.50000	0.4377(AM)
	30	Tetrachlorvinphos (stirophos)	16.976	16.977	(0.902)	13089	0.50000	0.4464
	31	Carbophenothion methyl	17.081	17.082	(0.908)	18266	0.50000	0.4346
	32	Bolstar	17.441	17.440	(0.927)	21910	0.50000	0.4949
	33	Carbophenothion	17.521	17.524	(0.931)	20336	0.50000	0.4671(A)

	Compounds	RT	EXP RT	REL RT	RESPONSE	AMOUNTS CAL-AMT (ug/mL)	AMOUNTS ON-COL (ug/mL)
$	34 Triphenyl phosphate	18.279	18.281	(0.972)	15570	0.50000	0.4358
	35 Fensulfothion	18.558	18.559	(0.986)	14395	0.50000	0.4388
*	36 TOCP	18.814	18.816	(1.000)	71609	2.00000	
	37 Phosmet / EPN	18.908	18.909	(1.005)	35826	1.00000	0.9102
	38 Famphur	19.009	19.011	(1.010)	21626	0.50000	0.4604
	39 Azinphos-methyl	19.146	19.147	(1.018)	19508	0.50000	0.4540
	40 Azinphos-ethyl	19.364	19.366	(1.029)	19984	0.50000	0.4884
	41 Coumaphos	20.348	20.347	(1.081)	14618	0.50000	0.4646
S	42 Merphos				25759	0.50000	0.4316
M	43 Total Demeton				23328	0.50000	0.5310

QC Flag Legend

A - Target compound detected but, quantitated amount exceeded maximum amount.
M - Compound response manually integrated.

TestAmerica

INTERNAL STANDARD COMPOUNDS
AREA AND RT SUMMARY

Instrument ID: GC_D2.i
Lab File ID: 008F0801.D
Lab Smp Id: OPP L2 GSV0640
Analysis Type: SV
Quant Type: ISTD
Operator: MPK/TLW
Method File: \\DenSvr03\Public\chem\GCS\GC_D2.i\0626092.B\8141A-2.m
Misc Info:

Calibration Date: 26-JUN-2009
Calibration Time: 19:50
Client Smp ID: OPP L2 GSV0640
Level:
Sample Type:

COMPOUND	STANDARD	AREA LIMIT LOWER	AREA LIMIT UPPER	SAMPLE	%DIFF
11 Tributylphosphate	126959	63480	253918	107017	-15.71
36 TOCP	68161	34081	136322	71609	5.06

COMPOUND	STANDARD	RT LIMIT LOWER	RT LIMIT UPPER	SAMPLE	%DIFF
11 Tributylphosphate	11.12	10.62	11.62	11.12	0.02
36 TOCP	18.82	18.32	19.32	18.81	-0.00

AREA UPPER LIMIT = +100% of internal standard area.
AREA LOWER LIMIT = - 50% of internal standard area.
RT UPPER LIMIT = + 0.50 minutes of internal standard RT.
RT LOWER LIMIT = - 0.50 minutes of internal standard RT.

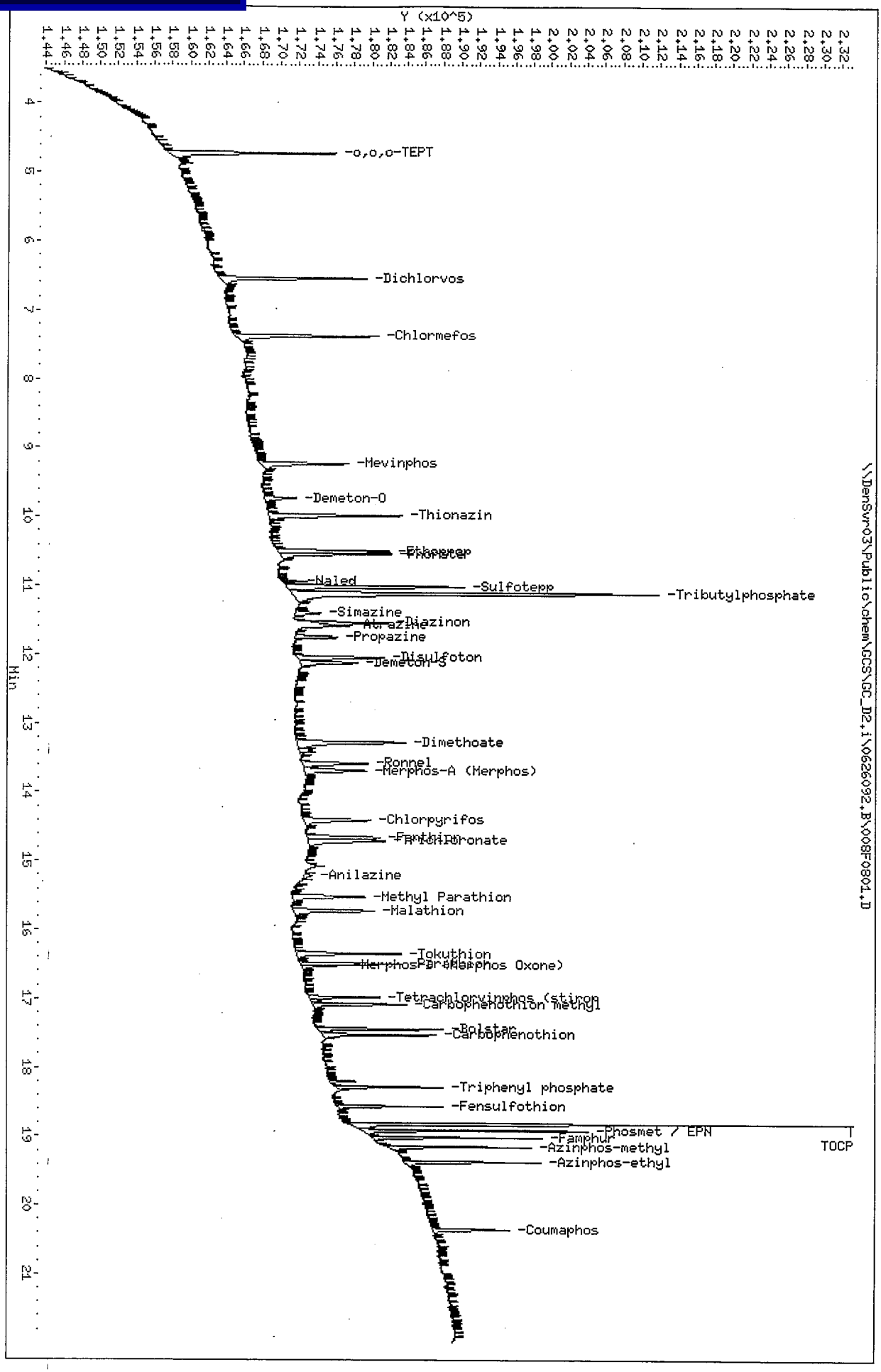
Data File: \\DenSvr03\Public\chem\GCS\GC_D2.i\0626092.B\008F0801.D
Date : 26-JUN-2009 20:45
Client ID: OPP L2 GSV0640
Sample Info: OPP L2 GSV0640
Column phase: RTx-OPPest
Instrument: GC_D2.i
Operator: MPK/TLW
Column diameter: 0.32
\\DenSvr03\Public\chem\GCS\GC_D2.i\0626092.B\008F0801.D
Y (x10^5)
Min
-o,o,o-TEPT
-Dichlorvos
-Chlormefos
-Mevinphos
-Demeton-O
-Thionazin
-Ethoprop
-Phorate
-Naled
-Sulfotepp
-Tributylphosphate
-Simazine
-Atrazine
-Diazinon
-Propazine
-Disulfoton
-Demeton-S
-Dimethoate
-Ronnel
-Merphos-A (Merphos)
-Chlorpyrifos
-Fenthion
-Prothiofos
-Anilazine
-Methyl Parathion
-Malathion
-Tokuthion
-Merphos-B (Merphos Oxone)
-Tetrachlorvinphos (stirofos)
-Carbophenothion methyl
-Bolstar
-Carbophenothion
-Triphenyl phosphate
-Fensulfothion
-Phosmet / EPN
-Famphur
-Azinphos-methyl
-Azinphos-ethyl
TOCP
-Coumaphos
Page 4

Inj. Date and Time: 26-JUN-2009 20:45
Instrument ID: GC_D2.i
Client ID: OPP L2 GSV0640
Compound Name: Anilazine
CAS #:
Report Date: 06/30/2009

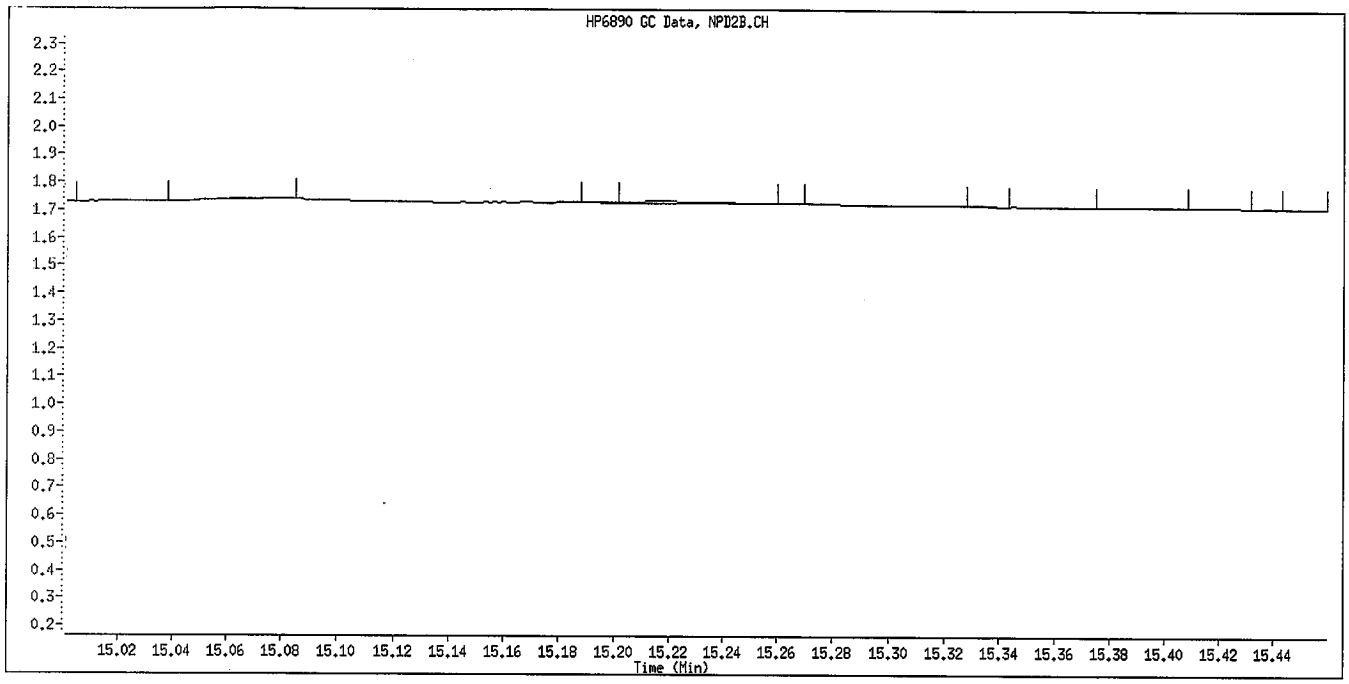

Original Integration

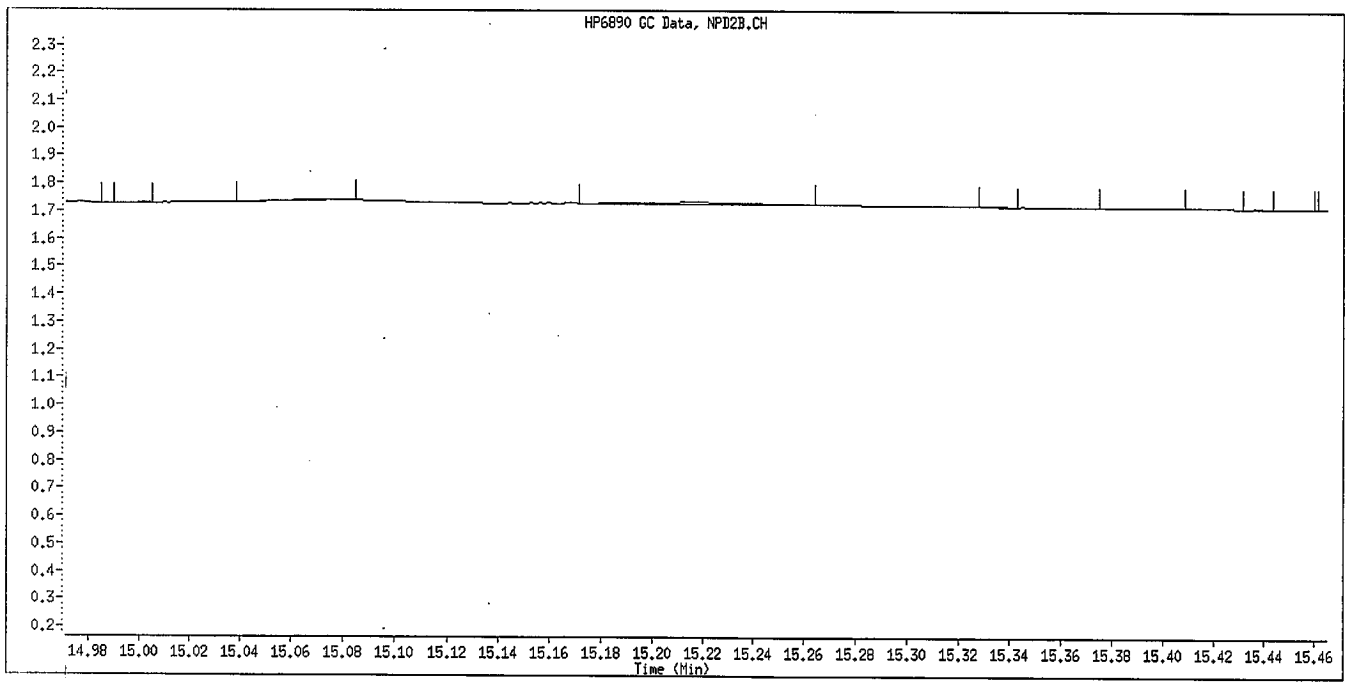

Manual Integration

Manually Integrated By: williamst
Manual Integration Reason: Baseline Event

6/30/09

Inj. Date and Time: 26-JUN-2009 20:45
Instrument ID: GC_D2.i
Client ID: OPP L2 GSV0640
Compound Name: Parathion
CAS #:
Report Date: 06/30/2009

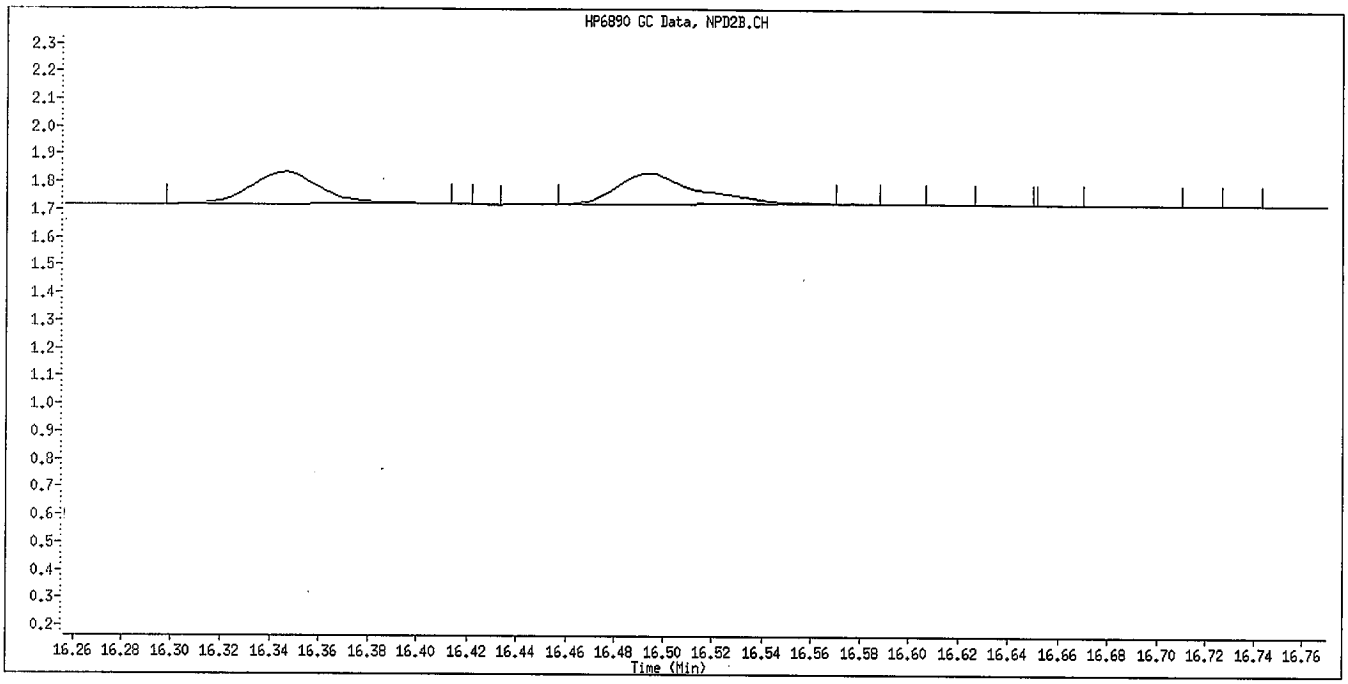

Original Integration

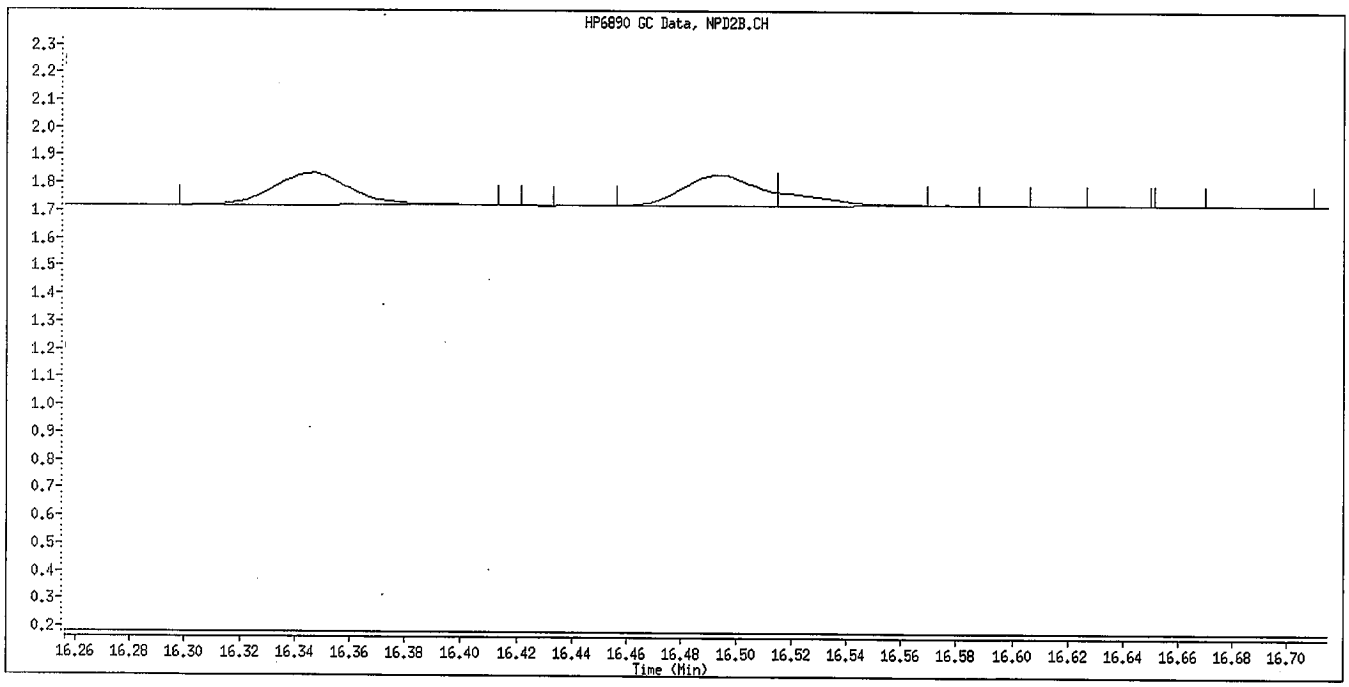

Manual Integration

Manually Integrated By: williamst
Manual Integration Reason: Baseline Event

6/30/09

Inj. Date and Time: 26-JUN-2009 20:45
Instrument ID: GC_D2.i
Client ID: OPP L2 GSV0640
Compound Name: Merphos-B (Merphos Oxone)
CAS #:
Report Date: 06/30/2009

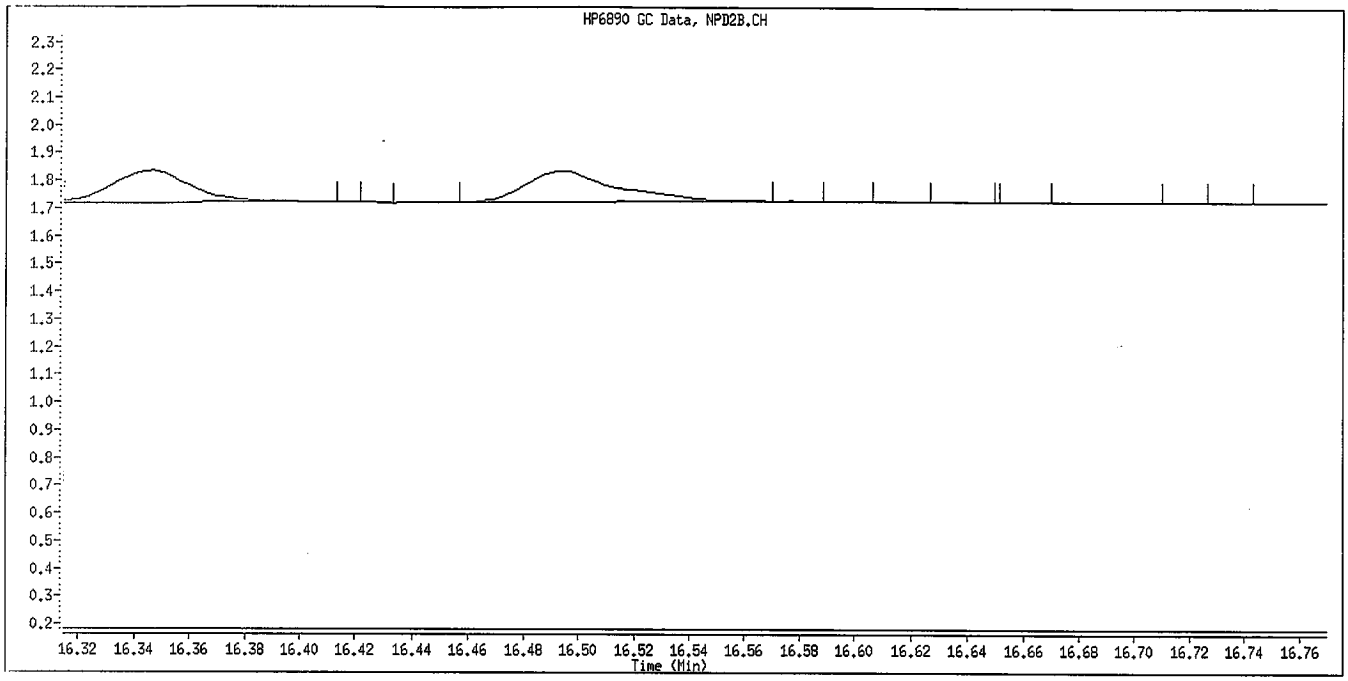

Original Integration

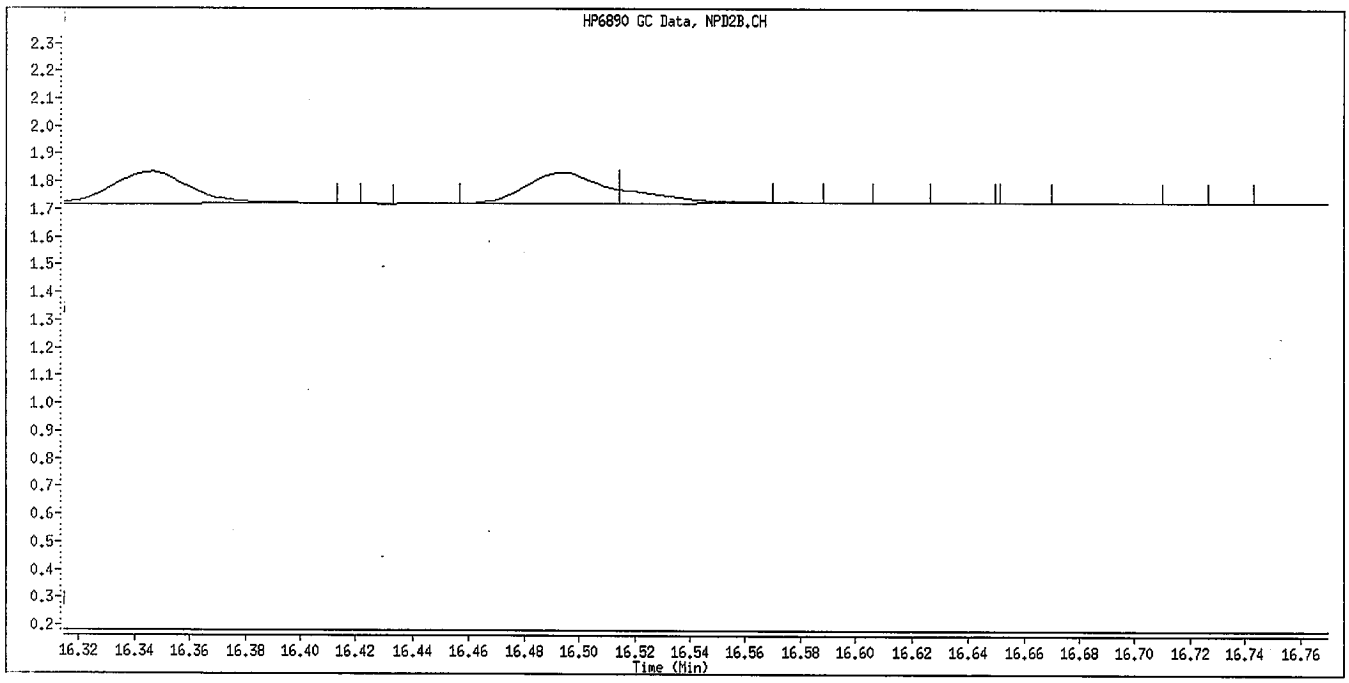

Manual Integration

Manually Integrated By: williamst
Manual Integration Reason: Baseline Event

6/30/09

TestAmerica

Data file : \\DenSvr03\Public\chem\GCS\GC_D2.i\0626092.B\009F0901.D
Lab Smp Id: OPP L1 GSV0641 Client Smp ID: OPP L1 GSV0641
Inj Date : 26-JUN-2009 21:13
Operator : MPK/TLW Inst ID: GC_D2.i
Smp Info : OPP L1 GSV0641
Misc Info :
Comment :
Method : \\DenSvr03\Public\chem\GCS\GC_D2.i\0626092.B\8141A-2.m
Meth Date : 30-Jun-2009 12:58 GC_D2.i Quant Type: ISTD
Cal Date : 26-JUN-2009 20:45 Cal File: 008F0801.D
Als bottle: 9 Calibration Sample, Level: 1
Dil Factor: 1.00000
Integrator: Falcon Compound Sublist: 8141A.sub
Target Version: 4.14
Processing Host: DENPC075

	Compounds	RT	EXP RT	REL RT	RESPONSE	AMOUNTS CAL-AMT (ug/mL)	AMOUNTS ON-COL (ug/mL)
	1 o,o,o-TEPT	4.731	4.731	(0.251)	21538	0.20000	0.2262
	2 Dichlorvos	6.546	6.546	(0.348)	14456	0.20000	0.1945
$	3 Chlormefos	7.382	7.384	(0.392)	16155	0.20000	0.2159
	4 Mevinphos	9.236	9.234	(0.491)	10624	0.20000	0.2122
	5 Demeton-O	9.737	9.734	(0.518)	2866	0.06500	0.06007
	6 Thionazin	9.986	9.984	(0.531)	15885	0.20000	0.2121
	7 Ethoprop	10.502	10.499	(0.558)	12514	0.20000	0.2237
	8 Phorate	10.537	10.539	(0.560)	13936	0.20000	0.2148
	9 Naled	10.939	10.939	(0.581)	94	0.20000	0.2739
	10 Sulfotepp	11.016	11.017	(0.585)	20595	0.20000	0.2105 (A)
*	11 Tributylphosphate	11.117	11.116	(1.000)	104756	2.00000	
	12 Simazine	11.399	11.399	(0.606)	2680	0.20000	0.1912 (A)
	13 Diazinon	11.541	11.541	(0.613)	12067	0.20000	0.2561
	14 Atrazine	11.581	11.584	(0.615)	5427	0.20000	0.4092 (A)
	15 Propazine	11.746	11.747	(0.624)	4880	0.20000	0.2531
	16 Disulfoton	12.052	12.049	(0.641)	10273	0.20000	0.1991
	17 Demeton-S	12.121	12.124	(0.644)	667	0.13600	0.1293
	18 Dimethoate	13.282	13.282	(0.706)	14242	0.20000	0.2059
	19 Ronnel	13.587	13.587	(0.722)	10994	0.20000	0.2362
	20 Merphos-A (Merphos)	13.689	13.689	(1.231)	7722	0.20000	0.2034 (A)
	21 Chlorpyrifos	14.409	14.409	(0.766)	9439	0.20000	0.1999
	22 Fenthion	14.661	14.662	(0.779)	8896	0.20000	0.2031
	23 Trichloronate	14.709	14.711	(0.782)	6944	0.20000	0.2138
	24 Anilazine	15.217	15.216	(0.809)	1634	0.20000	0.4033 (M)
	25 Methyl Parathion	15.519	15.519	(0.825)	8934	0.20000	0.1890
	26 Malathion	15.724	15.724	(0.836)	9125	0.20000	0.2060
	27 Tokuthion	16.344	16.344	(0.869)	11061	0.20000	0.2133
	28 Parathion	16.494	16.494	(0.877)	9355	0.20000	0.2008 (M)
	29 Merphos-B (Merphos Oxone)	16.512	16.517	(1.485)	3793	0.20000	0.2310 (AM)
	30 Tetrachlorvinphos (stirophos)	16.976	16.977	(0.902)	6332	0.20000	0.2101
	31 Carbophenothion methyl	17.081	17.082	(0.908)	8575	0.20000	0.1985
	32 Bolstar	17.441	17.440	(0.927)	9809	0.20000	0.2156
	33 Carbophenothion	17.522	17.524	(0.931)	8717	0.20000	0.1948 (A)

	Compounds	RT	EXP RT	REL RT	RESPONSE	AMOUNTS CAL-AMT (ug/mL)	AMOUNTS ON-COL (ug/mL)
$	34 Triphenyl phosphate	18.281	18.281	(0.972)	8167	0.20000	0.2224
	35 Fensulfothion	18.559	18.559	(0.986)	6502	0.20000	0.1929
*	36 TOCP	18.816	18.816	(1.000)	73597	2.00000	
	37 Phosmet / EPN	18.909	18.909	(1.005)	19707	0.40000	0.4475
	38 Famphur	19.012	19.011	(1.010)	10711	0.20000	0.2219
	39 Azinphos-methyl	19.149	19.147	(1.018)	9243	0.20000	0.2093
	40 Azinphos-ethyl	19.367	19.366	(1.029)	8391	0.20000	0.1995
	41 Coumaphos	20.349	20.347	(1.081)	5809	0.20000	0.1796
S	42 Merphos				11515	0.20000	0.1877
M	43 Total Demeton				3533	0.20000	0.1894

QC Flag Legend

A - Target compound detected but, quantitated amount exceeded maximum amount.
M - Compound response manually integrated.

TestAmerica

INTERNAL STANDARD COMPOUNDS
AREA AND RT SUMMARY

Instrument ID: GC_D2.i
Lab File ID: 009F0901.D
Lab Smp Id: OPP L1 GSV0641
Analysis Type: SV
Quant Type: ISTD
Operator: MPK/TLW
Method File: \\DenSvr03\Public\chem\GCS\GC_D2.i\0626092.B\8141A-2.m
Misc Info:

Calibration Date: 26-JUN-2009
Calibration Time: 19:50
Client Smp ID: OPP L1 GSV0641
Level:
Sample Type:

COMPOUND	STANDARD	AREA LIMIT LOWER	AREA LIMIT UPPER	SAMPLE	%DIFF
11 Tributylphosphate	126959	63480	253918	104756	-17.49
36 TOCP	68161	34081	136322	73597	7.98

COMPOUND	STANDARD	RT LIMIT LOWER	RT LIMIT UPPER	SAMPLE	%DIFF
11 Tributylphosphate	11.12	10.62	11.62	11.12	0.02
36 TOCP	18.82	18.32	19.32	18.82	0.00

AREA UPPER LIMIT = +100% of internal standard area.
AREA LOWER LIMIT = - 50% of internal standard area.
RT UPPER LIMIT = + 0.50 minutes of internal standard RT.
RT LOWER LIMIT = - 0.50 minutes of internal standard RT.

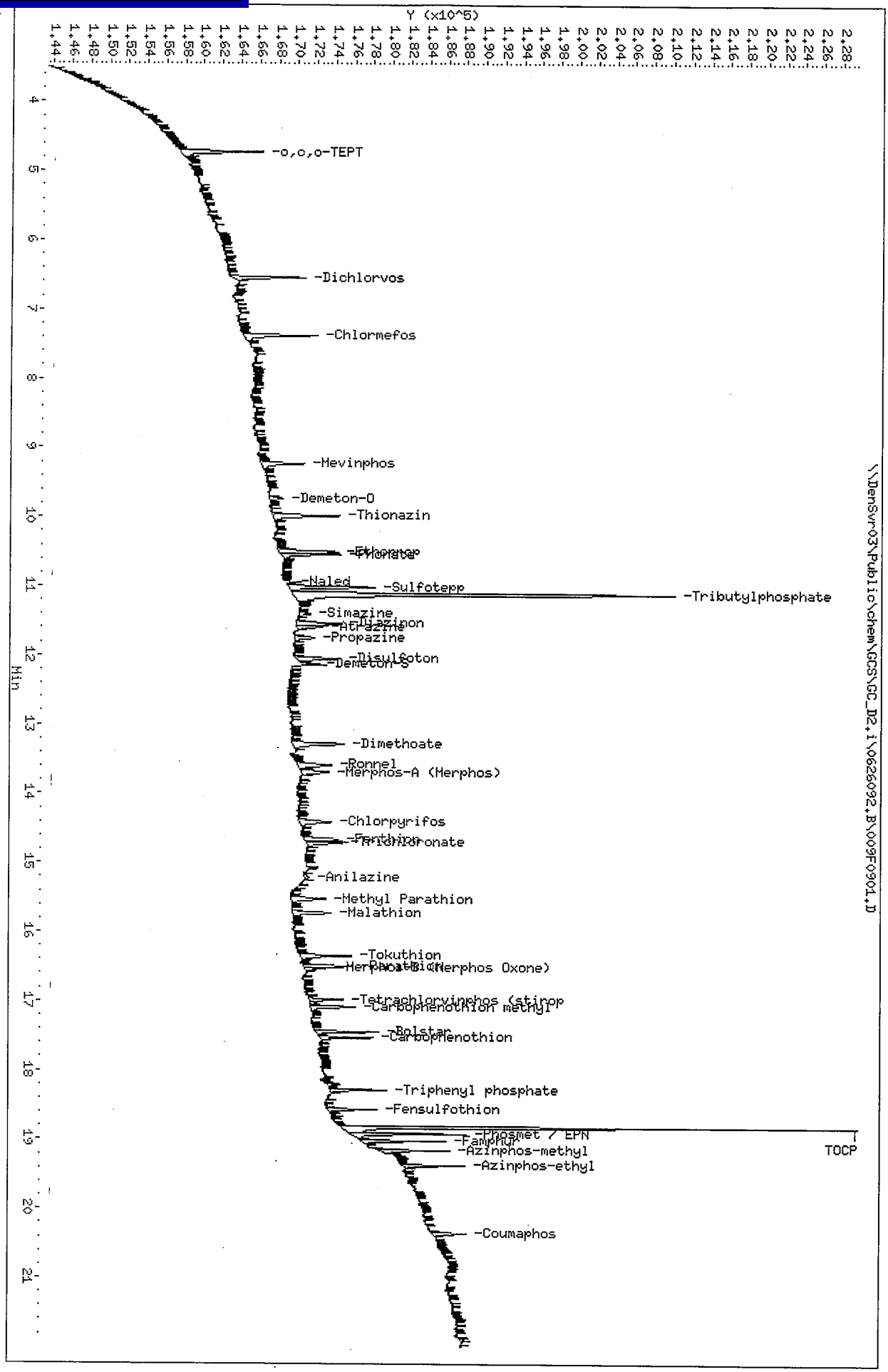
Data File: \\DenSvr03\Public\chem\GCS\GC_D2,i\0626092,B\009F0901.D
Date : 26-JUN-2009 21:13
Client ID: OPP L1 GSV0641
Sample Info: OPP L1 GSV0641
Column phase: RTx-OPPest
Instrument: GC_D2,i
Operator: MPK/TLW
Column diameter: 0.32
\\DenSvr03\Public\chem\GCS\GC_D2,i\0626092,B\009F0901.D
Y (x10^5)
Min
-o,o,o-TEPT
-Dichlorvos
-Chlormefos
-Mevinphos
-Demeton-O
-Thionazin
-Naled
-Sulfotepp
-Tributylphosphate
-Simazine
-Propazine
-Dimethoate
-Ronnel
-Merphos-A (Merphos)
-Chlorpyrifos
-Anilazine
-Methyl Parathion
-Malathion
-Tokuthion
-Tetrachlorvinphos (stirop
-Carbophenothion methyl
-Carbophenothion
-Triphenyl phosphate
-Fensulfothion
-Phosmet / EPN
-Azinphos-methyl
-Azinphos-ethyl
TOCP
-Coumaphos

Inj. Date and Time: 26-JUN-2009 21:13
Instrument ID: GC_D2.i
Client ID: OPP L1 GSV0641
Compound Name: Anilazine
CAS #:
Report Date: 06/30/2009

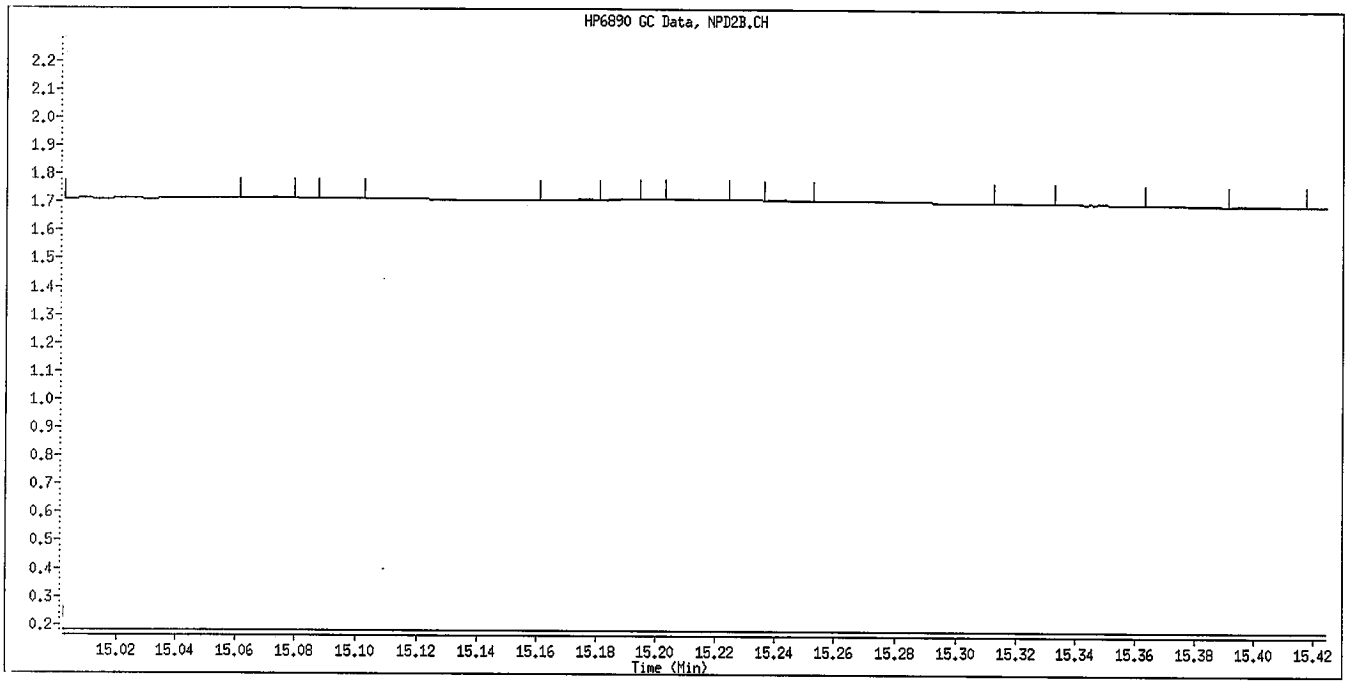

Original Integration

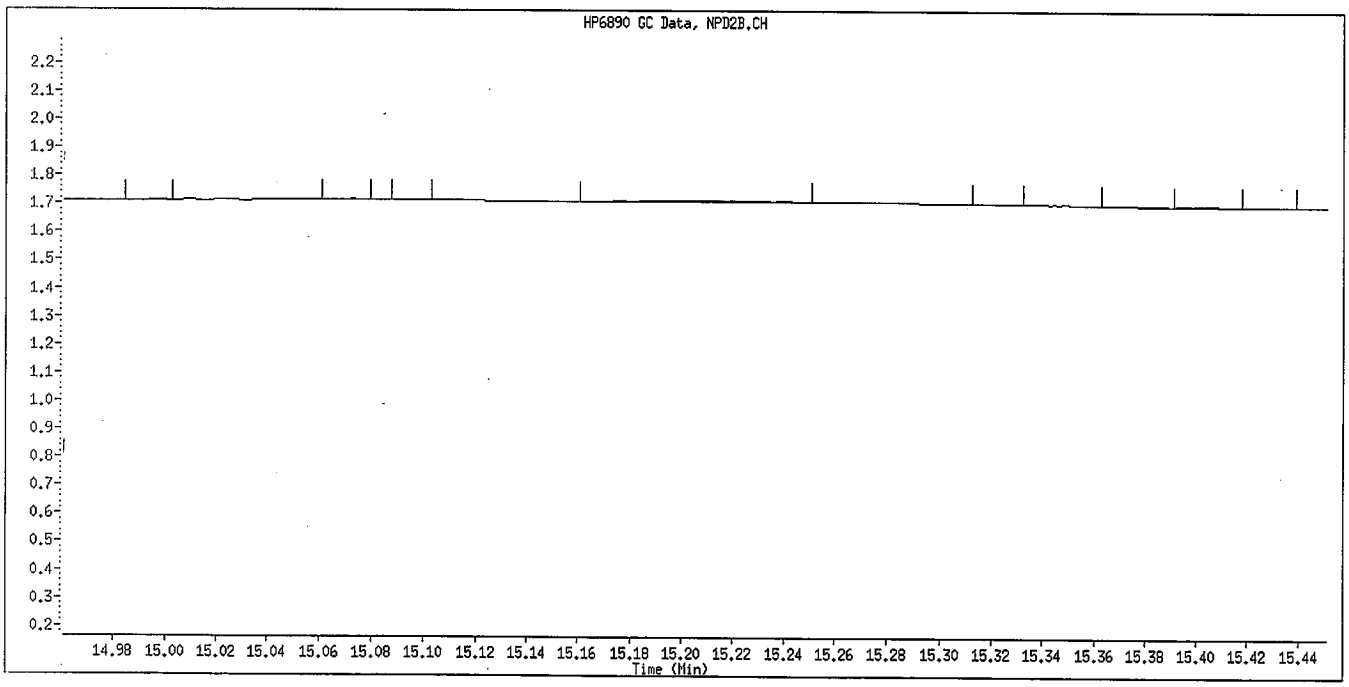

Manual Integration

Manually Integrated By: williamst
Manual Integration Reason: Baseline Event

6/30/09

Inj. Date and Time: 26-JUN-2009 21:13
Instrument ID: GC_D2.i
Client ID: OPP L1 GSV0641
Compound Name: Parathion
CAS #:
Report Date: 06/30/2009

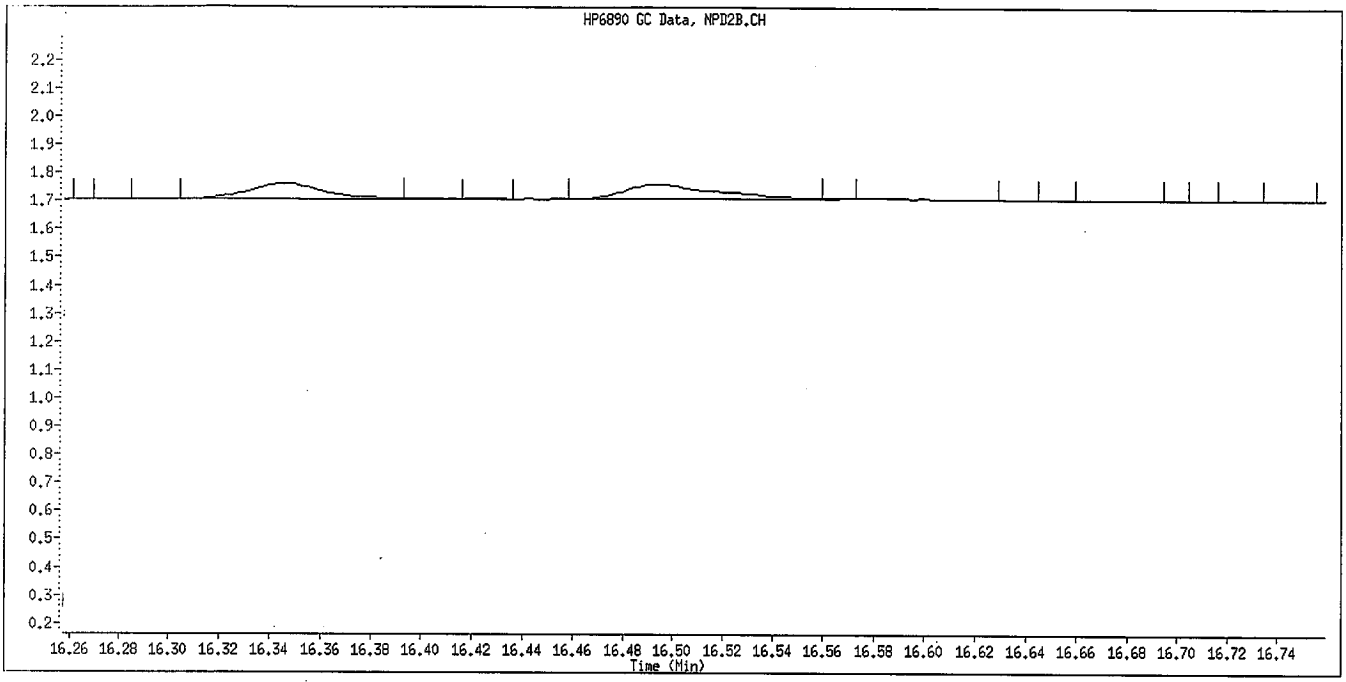

Original Integration

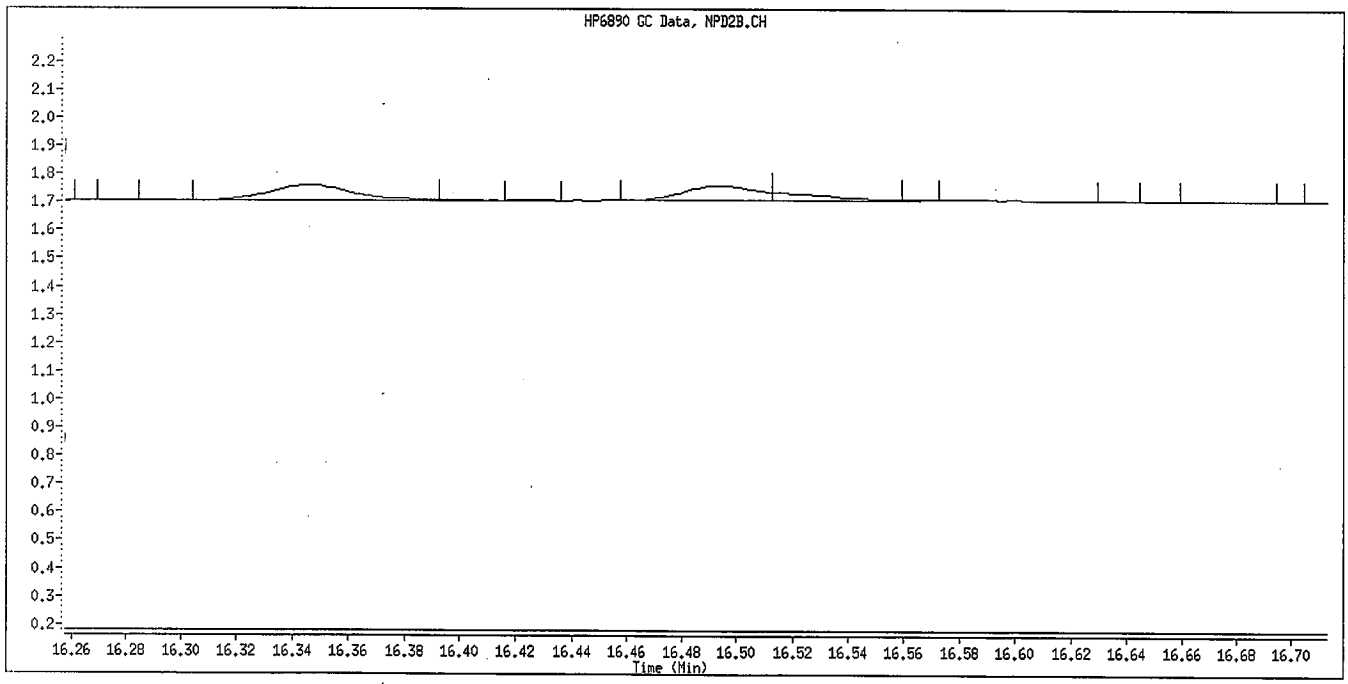

Manual Integration

Manually Integrated By: williamst
Manual Integration Reason: Baseline Event

6/30/09

Inj. Date and Time: 26-JUN-2009 21:13
Instrument ID: GC_D2.i
Client ID: OPP L1 GSV0641
Compound Name: Merphos-B (Merphos Oxone)
CAS #:
Report Date: 06/30/2009

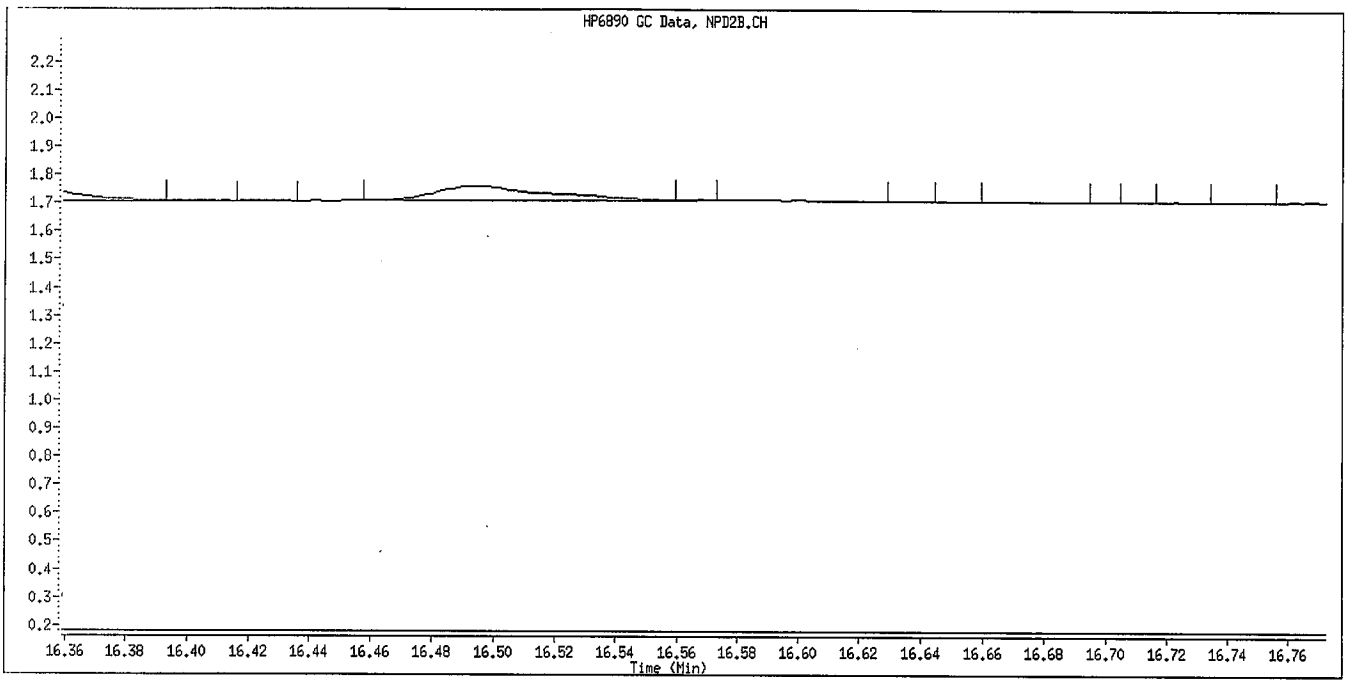

Original Integration

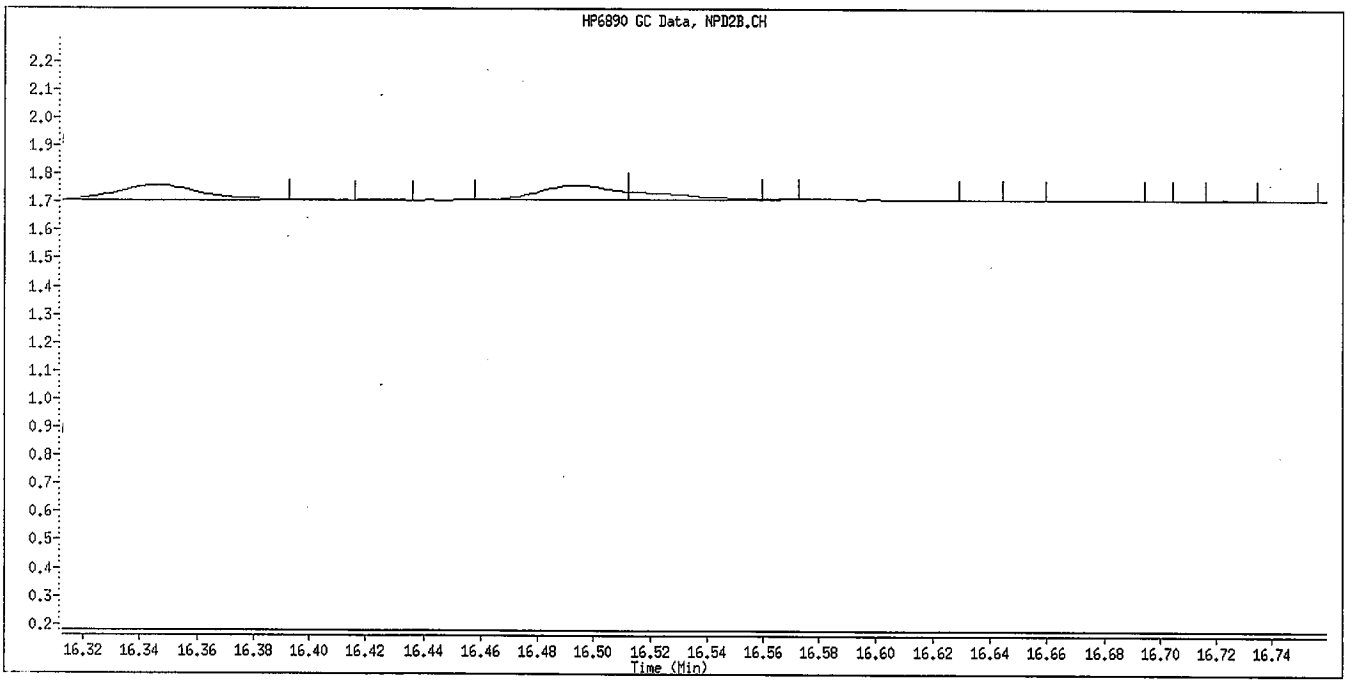

Manual Integration

Manually Integrated By: williamst
Manual Integration Reason: Baseline Event

JG 6/30/09

TestAmerica

Data file : \\DenSvr03\Public\chem\GCS\GC_D2.i\0626092.B\010F1001.D
Lab Smp Id: OPP SS GSV0633 Client Smp ID: OPP SS GSV0633
Inj Date : 26-JUN-2009 21:40
Operator : MPK/TLW Inst ID: GC_D2.i
Smp Info : OPP SS GSV0633
Misc Info :
Comment :
Method : \\DenSvr03\Public\chem\GCS\GC_D2.i\0626092.B\8141A-2.m
Meth Date : 30-Jun-2009 13:09 GC_D2.i Quant Type: ISTD
Cal Date : 26-JUN-2009 21:13 Cal File: 009F0901.D
Als bottle: 10 Continuing Calibration Sample
Dil Factor: 1.00000
Integrator: Falcon Compound Sublist: 8141A.sub
Target Version: 4.14
Processing Host: DENPC075

	Compounds	RT	EXP RT	REL RT	RESPONSE	AMOUNTS CAL-AMT (ug/mL)	AMOUNTS ON-COL (ug/mL)
1	o,o,o-TEPT	4.728	4.731	(0.251)	178670	2.00000	2.007
2	Dichlorvos	6.545	6.546	(0.348)	123097	2.00000	1.771
$ 3	Chlormefos	7.383	7.384	(0.392)	118669	2.00000	1.696
4	Mevinphos	9.232	9.234	(0.491)	85996	2.00000	1.836
5	Demeton-O	9.733	9.734	(0.517)	91352	0.65000	2.047
6	Thionazin	9.983	9.984	(0.531)	131360	2.00000	1.876
7	Ethoprop	10.498	10.499	(0.558)	99220	2.00000	1.896
8	Phorate	10.537	10.539	(0.560)	118380	2.00000	1.951
9	Naled	10.938	10.939	(0.581)	13173	2.00000	1.049
10	Sulfotepp	11.017	11.017	(0.586)	156890	2.00000	1.714(A)
* 11	Tributylphosphate	11.115	11.116	(1.000)	123933	2.00000	
12	Simazine	11.398	11.399	(0.606)	47205	2.00000	3.601(A)
13	Diazinon	11.540	11.541	(0.613)	101968	2.00000	2.080
14	Atrazine	11.580	11.584	(0.615)	49851	2.00000	1.969(A)
15	Propazine	11.745	11.747	(0.624)	42529	2.00000	1.874
16	Disulfoton	12.048	12.049	(0.640)	81906	2.00000	1.697(M)
17	Demeton-S	12.120	12.124	(0.644)	4990	1.36000	0.2011(M)
18	Dimethoate	13.280	13.282	(0.706)	120970	2.00000	1.870
19	Ronnel	13.587	13.587	(0.722)	87569	2.00000	2.011
20	Merphos-A (Merphos)	13.687	13.689	(1.231)	24019	2.00000	0.5348(A)
21	Chlorpyrifos	14.410	14.409	(0.766)	93110	2.00000	2.108
22	Fenthion	14.660	14.662	(0.779)	84515	2.00000	2.063
23	Trichloronate	14.708	14.711	(0.782)	105095	2.00000	1.862
24	Anilazine	15.215	15.216	(0.809)	4699	2.00000	1.242(M)
25	Methyl Parathion	15.517	15.519	(0.825)	89448	2.00000	2.023(A)
26	Malathion	15.723	15.724	(0.836)	63638	2.00000	1.536
27	Tokuthion	16.345	16.344	(0.869)	91793	2.00000	1.892
28	Parathion	16.493	16.494	(0.877)	92973	2.00000	2.134
29	Merphos-B (Merphos Oxone)	16.518	16.517	(1.486)	68602	2.00000	5.008(A)
30	Tetrachlorvinphos (stirophos)	16.975	16.977	(0.902)	58667	2.00000	2.081
31	Carbophenothion methyl	17.080	17.082	(0.908)	50362	2.00000	1.246
32	Bolstar	17.440	17.440	(0.927)	88423	2.00000	2.078
33	Carbophenothion	17.522	17.524	(0.931)	73217	2.00000	1.750(A)

	Compounds	RT	EXP RT	REL RT	RESPONSE	AMOUNTS CAL-AMT (ug/mL)	AMOUNTS ON-COL (ug/mL)
$	34 Triphenyl phosphate	18.278	18.281	(0.971)	59320	2.00000	1.727
	35 Fensulfothion	18.558	18.559	(0.986)	65657	2.00000	2.082
*	36 TOCP	18.815	18.816	(1.000)	68831	2.00000	
	37 Phosmet / EPN	18.908	18.909	(1.005)	122970	4.00000	3.469
	38 Famphur	19.010	19.011	(1.010)	79361	2.00000	1.758
	39 Azinphos-methyl	19.145	19.147	(1.018)	74782	2.00000	1.811
	40 Azinphos-ethyl	19.363	19.366	(1.029)	70726	2.00000	1.798
	41 Coumaphos	20.347	20.347	(1.081)	59237	2.00000	1.959
S	42 Merphos				92621	2.00000	1.615
M	43 Total Demeton				96342	2.00000	2.248

QC Flag Legend

A - Target compound detected but, quantitated amount exceeded maximum amount.
M - Compound response manually integrated.

TestAmerica

INTERNAL STANDARD COMPOUNDS
AREA AND RT SUMMARY

Instrument ID: GC_D2.i
Lab File ID: 010F1001.D
Lab Smp Id: OPP SS GSV0633
Analysis Type: SV
Quant Type: ISTD
Operator: MPK/TLW
Method File: \\DenSvr03\Public\chem\GCS\GC_D2.i\0626092.B\8141A-2.m
Misc Info:

Calibration Date: 27-JUN-2009
Calibration Time: 04:04
Client Smp ID: OPP SS GSV0633
Level:
Sample Type:

COMPOUND	STANDARD	AREA LIMIT LOWER	AREA LIMIT UPPER	SAMPLE	%DIFF
11 Tributylphosphate	143401	71701	286802	123933	-13.58
36 TOCP	69335	34668	138670	68831	-0.73

COMPOUND	STANDARD	RT LIMIT LOWER	RT LIMIT UPPER	SAMPLE	%DIFF
11 Tributylphosphate	11.12	10.62	11.62	11.12	-0.05
36 TOCP	18.82	18.32	19.32	18.82	-0.01

AREA UPPER LIMIT = +100% of internal standard area.
AREA LOWER LIMIT = - 50% of internal standard area.
RT UPPER LIMIT = + 0.50 minutes of internal standard RT.
RT LOWER LIMIT = - 0.50 minutes of internal standard RT.

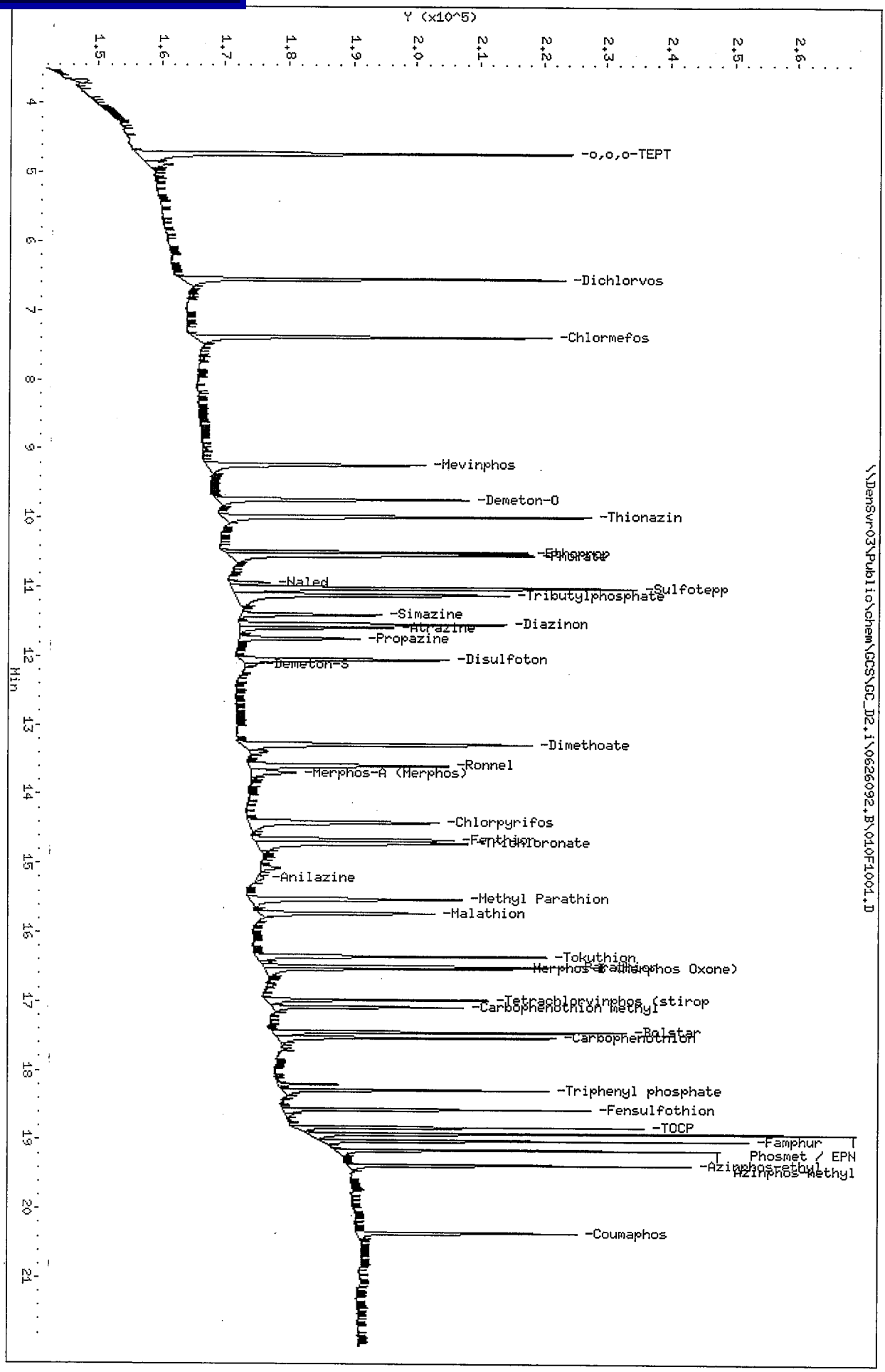

Data File: \\DenSvr03\Public\chem\GCS\GC_D2.i\0626092.B\010F1001.D
Date : 26-JUN-2009 21:40
Client ID: OPP SS GSV0633
Sample Info: OPP SS GSV0633
Column phase: RTx-OPPest

Instrument: GC_D2.i
Operator: MPK/TLW
Column diameter: 0.32

Data File Name: 010F1001.D
Inj. Date and Time: 26-JUN-2009 21:40
Instrument ID: GC_D2.i
Client ID: OPP SS GSV0633
Compound Name: Disulfoton
CAS #: 298-04-4
Report Date: 06/30/2009

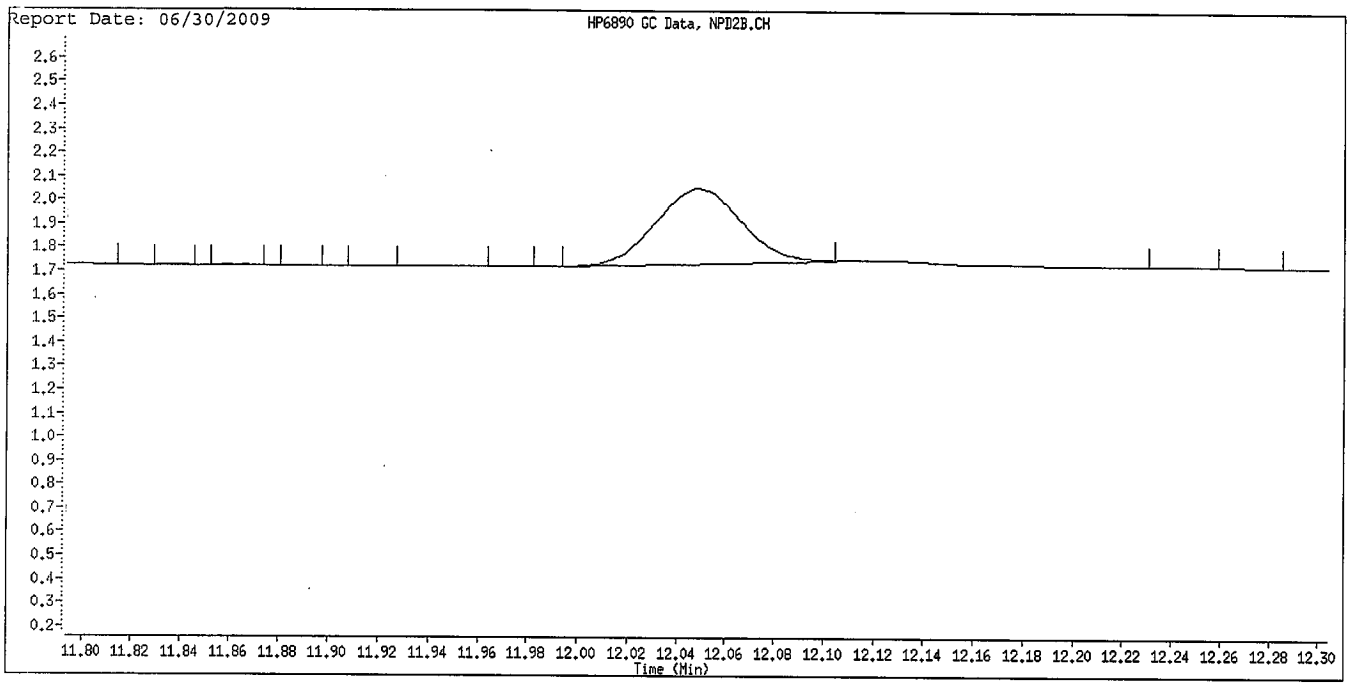

Original Integration

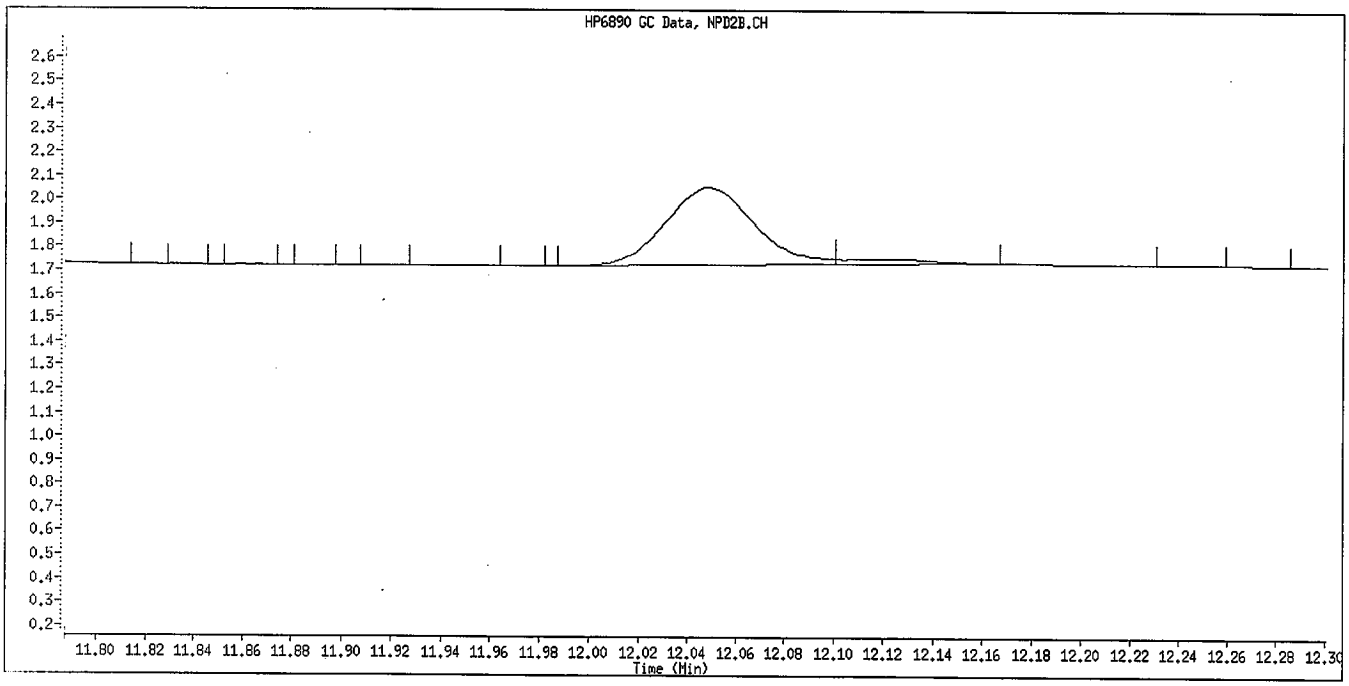

Manual Integration

Manually Integrated By: williamst
Manual Integration Reason: Baseline Event

6/30/07

Inj. Date and Time: 26-JUN-2009 21:40
Instrument ID: GC_D2.i
Client ID: OPP SS GSV0633
Compound Name: Demeton-S
CAS #: 126-75-0
Report Date: 06/30/2009

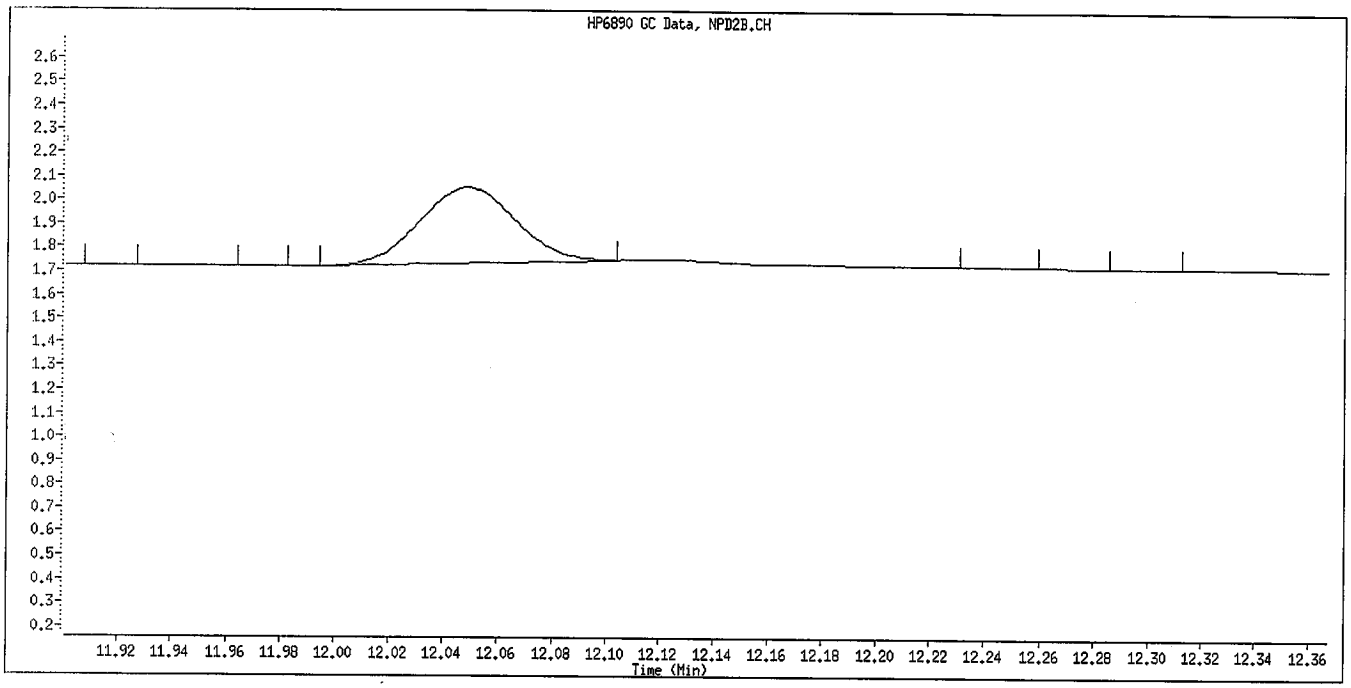

Original Integration

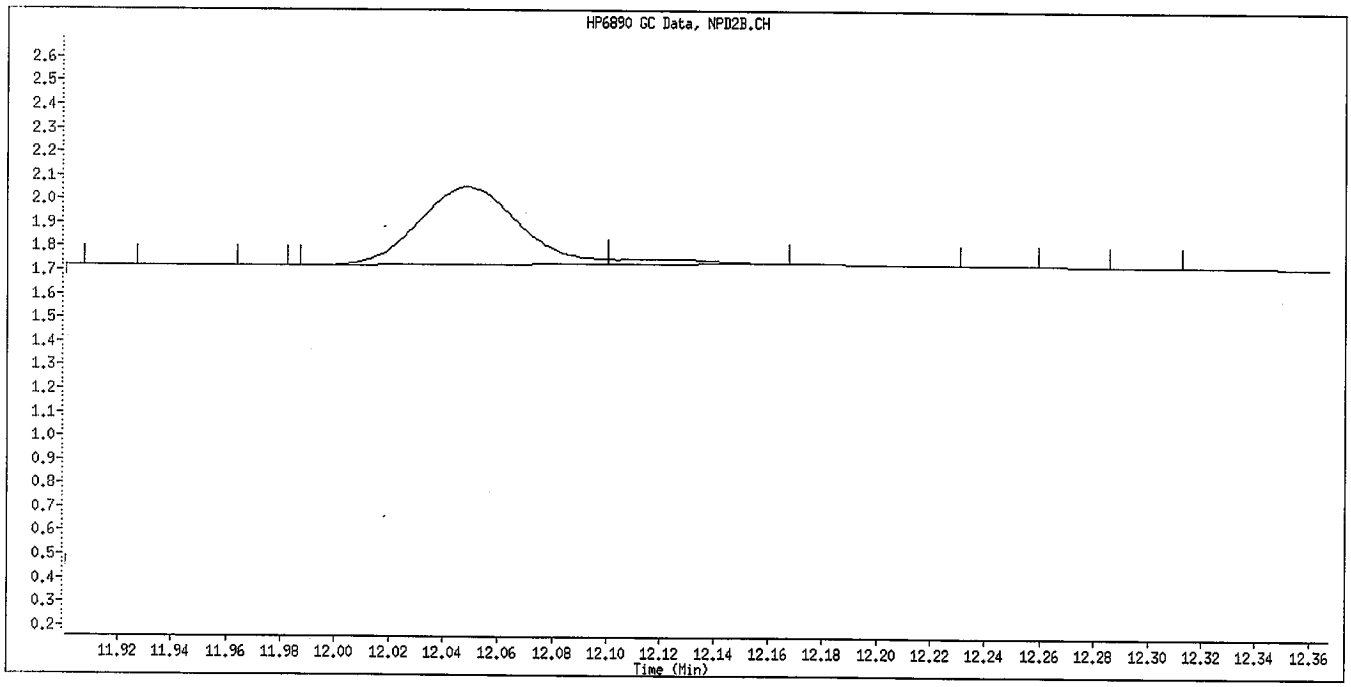

Manual Integration

Manually Integrated By: williamst
Manual Integration Reason: Baseline Event

6/30/09

Inj. Date and Time: 26-JUN-2009 21:40
Instrument ID: GC_D2.i
Client ID: OPP SS GSV0633
Compound Name: Anilazine
CAS #:
Report Date: 06/30/2009

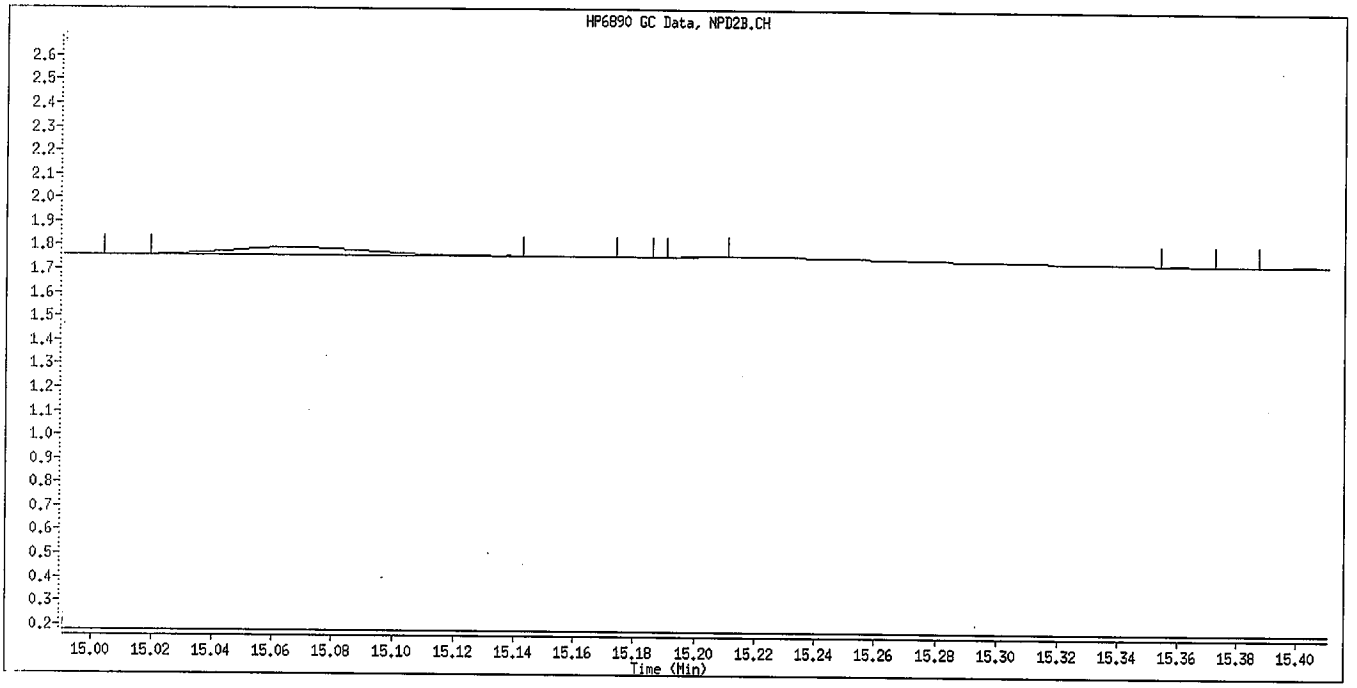

Original Integration

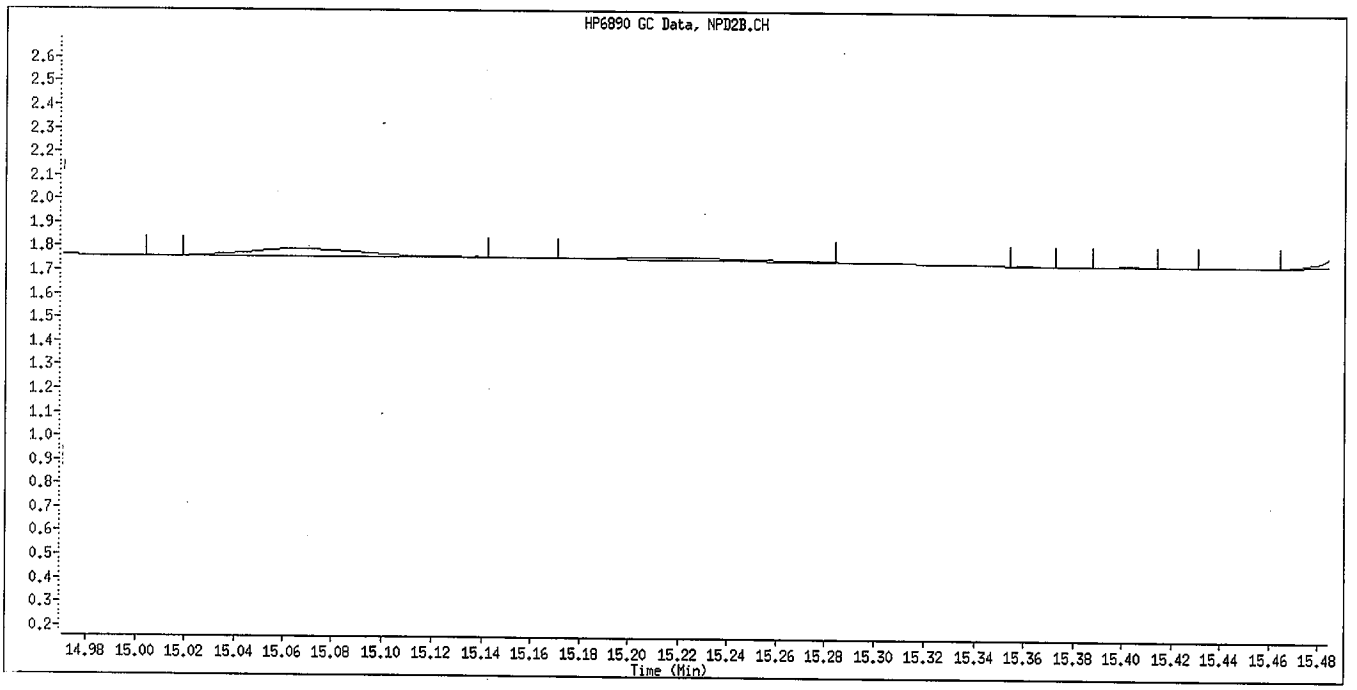

Manual Integration

Manually Integrated By: williamst
Manual Integration Reason: Baseline Event

6/30/09

Semivolatile GC

Supporting Documentation

Sample Sequence, Chromatograms

TestAmerica

THE LEADER IN ENVIRONMENTAL TESTING

Lot ID: D9F130143

Client: Northgate

Method: 8141

Associated Samples: 1

Batch #(s): 9168145

I certify that, to the best of my knowledge, the attached package represents a complete and accurate copy of the original data.

Signature/Date: N. Eel 07.01.09

GC SEMIVOLATILE ORGANIC EXTRACTION LOG SHEETS

TestAmerica

THE LEADER IN ENVIRONMENTAL TESTING

RQC058

TestAmerica Laboratories, Inc.
EXTRACTION BENCH WORKSHEET

Run Date: 6/18/09
Time: 18:13:56

LEV 1	LEV 2		LEV 1	LEV 2	
Y	Y	Blank	Y	Y	Weights/Volumes
Y	Y	Check	Y	Y	Spike & Surrogate Worksheet
Y	Y	MS/MSD	Y	Y	Vial contains correct volume
—	—		Y	Y	Labels, greenbars, worksheets
			Y	Y	computer batch: correct & all match
			Y	Y	Anomalies to Extraction Method

— Expanded Deliverable
— COC Completed
— Bench Sheet Copied
— Package Submitted to AnalyticalGrou
— Bench Sheet Copied per COC

Extractionist: 008268 Katie Stoltz

Concentrationist: 006563 Lisa Hubbs
002074 Cheyana Cokley

Reviewer/Date: HUBBSL / 6/18/09

QC BATCH: 9168145

PREP DATE: 6/17/09 10:00
COMP DATE: 6/18/09 17:10

Compounds, Organophosphorus (8141A)
LIQ/LIQ, SEP FUNNEL (PAH,P/P,TPH,Dioxin) - Nominal

EXTR EXPR	ANL DUE	LOT#,MSRUN#/ WORK ORDER	TEST FLGS	EXT	MTH	MATRIX	INIT/FIN WT/VOL	INIT	PH"S ADJ1	ADJ2	SOLVENTS EXTRACTION	VOL	EXCHANGE	VOL	SPIKE STANDARD/ SURROGATE ID
6/17/09	6/23/09	D9F110370-001 **LERCV-1-AA**	DR	09	P2	WATER	**1059mL** 2.00mL	7.0	NA	NA	MECL2	180.0	HEXANE	50.0	1ML GSV0675 6.4.09
COMMENTS:															
6/19/09	6/25/09	D9F130143-001 **LEWJG-1-AA**	DR	09	P2	WATER	**1075mL** 2.00mL	7.0	NA	NA	MECL2	180.0	HEXANE	50.0	1ML GSV0675 6.4.09
COMMENTS:															
6/17/09	0/00/00	D9F170000-145 **LE29L-1-AA**B		09	P2	WATER	**1000mL** 2.00mL	7.0	NA	NA	MECL2	180.0	HEXANE	50.0	1ML GSV0675 6.4.09
COMMENTS:															
6/17/09	0/00/00	D9F170000-145 **LE29L-1-ACC**		09	P2	WATER	**1000mL** 2.00mL	7.0	NA	NA	MECL2	180.0	HEXANE	50.0	1ML GSV0682 6.4.09 1ML GSV0675 6.4.09
COMMENTS:															
6/17/09	0/00/00	D9F170000-145 **LE29L-1-ADL**	R	09	P2	WATER	**1000mL** 2.00mL	7.0	NA	NA	MECL2	180.0	HEXANE	50.0	1ML GSV0682 6.4.09 1ML GSV0675 6.4.09
COMMENTS:															

DV-OP-0006/7 BAL:M27995 H20:ELGA+NACL:G47616 NA2S04:G45627 MECL2:H17J05
S/S:KS-F W:DO BLK,LCS/D 9168147/4 CC TRAINEE
TURBOVAP A@40C HEX:H11E04 PIP:CON-6

R = RUSH C = CLP
E = EPA 600 D = EXP.DEL)
M = CLIENT REQ MS/MSD

NUMBER OF WORK ORDERS IN BATCH: 5

Table of Contents

TestAmerica

GC SEMIVOLATILE INSTRUMENT LOG SHEETS

TestAmerica

THE LEADER IN ENVIRONMENTAL TESTING

NCE\063009.S

Sequence Table (Front Injector):

Quantification Part:

Line	Location	SampleName	SampleAmount	ISTDAmt	Multiplier	Dilution
1	Vial 1	PRIMER				
2	Vial 2	HEXANE				
3	Vial 3	OPP L5 GSV0635	9168147	9168145		
4	Vial 4	LE2931AA,MB	LE29M1AA	LE29L1AA		
5	Vial 5	LE2931AC,LCS	LE29M1AC	LE29L1AC		
6	Vial 6	LE2931AD,LCSD	LE29M1AD	LE29L1AD		
7	Vial 7	LEQA91AC,222-15	LEQA91AA			10
8	Vial 8	LEQA92AC,222-15	LEQA92AA			3
9	Vial 9	LEQCQ1AC,222-18	LEQCQ1AA			2
10	Vial 10	LERD61AD,377-1				
11	Vial 11	LERD81AH,377-3				
12	Vial 12	LERN71AF,115-1				
13	Vial 13	LERPQ1AF,115-2				
14	Vial 14	LERPX1AF,115-3				
15	Vial 15	LE1F91AJ,138-1				
16	Vial 16	OPP L5 GSV0635				
17	Vial 17	LERCV1AA,370-1				
18	Vial 18	LEWJG1AA,143-1				
19	Vial 19	LFM2P1AA,MB				
20	Vial 20	LFM2P1AC,LCS				
21	Vial 21	LFLLR1AA,221-1				
22	Vial 22	LFLLR1AE,221-1S				
23	Vial 23	LFLLR1AF,221-1D				
24	Vial 24	OPP L5 GSV0635				
25	Vial 25	LFHPJ1AA,MB				
26	Vial 26	LFHPJ1AC,LCS				
27	Vial 27	LFC4G1AA,197-1				
28	Vial 28	LFC4G1AD,197-1S				
29	Vial 29	LFC4G1AE,197-1D				
30	Vial 30	LFC4M1AA,198-1				
31	Vial 31	LFAN01AA,MB				
32	Vial 32	LFAN01AC,LCS				
33	Vial 33	LFAN01AD,LCSD				
34	Vial 34	LE4291AA,273-1				
35	Vial 35	LE4291AD,273-1S				
36	Vial 36	LE4291AE,273-1D				
37	Vial 37	LE9PJ1AA,215-1				
38	Vial 38	OPP L5 GSV0635				
39	Vial 39	OPP L1 GSV0641				
40	Vial 100	HEXANE/ACETONE				

9168141 & 9168147

9168145

9167142

9175172

9170479

Sequence Table (Back Injector):

No entries - empty table!

GC SEMIVOLATILE
CONTINUING CALIBRATION DATA

TestAmerica

THE LEADER IN ENVIRONMENTAL TESTING

Data File: \\DenSvr03\Public\chem\GCS\GC_D2.i\0630091.B/003F0301.D
Report Date: 07/01/2009

CONTINUING CALIBRATION COMPOUNDS
PERCENT DRIFT REPORT

Instrument ID: GC_D2.i
Lab File ID: 003F0301.D
Analysis Type: NONE

Injection Date: 30-JUN-2009 18:02
Lab Sample ID: OPP L5 GSV0635
Method File: \\DenSvr03\Public\chem\GCS\GC_D2.

	COMPOUND	EXPECTED CONC.	MEASURED CONC.	%D	MAX %D	
1	o,o,o-TEPT	3.0000	2.5978	13.4	15.0	
2	Dichlorvos	3.0000	2.6597	11.3	15.0	
3	Mevinphos	3.0000	2.2795	24.0	15.0	<-
4	Chlormefos	3.0000	2.9907	0.3	15.0	
5	Thionazin	3.0000	2.8752	4.2	15.0	
6	Demeton-O	0.9750	0.8908	8.6	15.0	
7	Ethoprop	3.0000	2.9913	0.3	15.0	
8	Naled	3.0000	1.7347	42.2	15.0	<-
9	Sulfotepp	3.0000	2.9790	0.7	15.0	
10	Phorate	3.0000	2.8695	4.3	15.0	
11	Dimethoate	3.0000	2.6717	10.9	15.0	
12	Demeton-S	2.0400	1.9585	4.0	15.0	
13	Simazine	3.0000	3.2511	8.4	15.0	
14	Atrazine	3.0000	3.2673	8.9	15.0	
15	propazine	3.0000	3.1106	3.7	15.0	
17	Disulfoton	3.0000	2.8372	5.4	15.0	
16	Diazinon	3.0000	2.9669	1.1	15.0	
18	Methyl Parathion	3.0000	2.9104	3.0	15.0	
19	Ronnel	3.0000	2.7151	9.5	15.0	
20	Malathion	3.0000	2.7685	7.7	15.0	
21	Fenthion	3.0000	2.8905	3.7	15.0	
22	Parathion	3.0000	2.9299	2.3	15.0	
23	Chlorpyrifos	3.0000	2.9165	2.8	15.0	
24	Trichloronate	3.0000	3.0693	2.3	15.0	
25	Anilazine	3.0000	2.2391	25.4	15.0	<-
148	Merphos-A (Merphos)	3.0000	3.0055	0.2	999.0	
26	Tetrachlorvinphos (Stirophos)	3.0000	2.2950	23.5	15.0	<-
28	Tokuthion	3.0000	3.0437	1.5	15.0	
149	Merphos-B (Merphos Oxone)	3.0000	3.2124	7.1	999.0	
29	Carbophenothion-methyl	3.0000	2.8159	6.1	15.0	
29	Fensulfothion	3.0000	2.7123	9.6	15.0	
30	Bolstar / Famphur	6.0000	5.5768	7.1	15.0	
32	Carbophenothion	3.0000	2.7897	7.0	15.0	
31	Triphenyl phosphate	3.0000	2.9480	1.7	15.0	
34	Phosmet	3.0000	2.5856	13.8	15.0	
32	EPN	3.0000	2.8244	5.9	15.0	
33	Azinphos-methyl	3.0000	2.4492	18.4	15.0	<-
35	Azinphos-ethyl	3.0000	2.7654	7.8	15.0	
36	Coumaphos	3.0000	2.7726	7.6	15.0	

Data File: \\DenSvr03\Public\chem\GCS\GC_D2.i\0630091.B/003F0301.D
Report Date: 07/01/2009

CONTINUING CALIBRATION COMPOUNDS
PERCENT DRIFT REPORT

Instrument ID: GC_D2.i
Lab File ID: 003F0301.D
Analysis Type: NONE

Injection Date: 30-JUN-2009 18:02
Lab Sample ID: OPP L5 GSV0635
Method File: \\DenSvr03\Public\chem\GCS\GC_D2.

COMPOUND	EXPECTED CONC.	MEASURED CONC.	%D	MAX %D
27 Merphos	3.0000	3.0632	2.1	15.0
40 Total Demeton	3.0000	2.8493	5.0	15.0

Average %D = 8.12

TestAmerica

Data file : \\DenSvr03\Public\chem\GCS\GC_D2.i\0630091.B\003F0301.D
Lab Smp Id: OPP L5 GSV0635 Client Smp ID: OPP L5 GSV0635
Inj Date : 30-JUN-2009 18:02
Operator : MPK/TLW Inst ID: GC_D2.i
Smp Info : OPP L5 GSV0635
Misc Info : IS - GSV0633-09
Comment :
Method : \\DenSvr03\Public\chem\GCS\GC_D2.i\0630091.B\8141A-1.m
Meth Date : 01-Jul-2009 08:30 GC_D2.i Quant Type: ISTD
Cal Date : 26-JUN-2009 21:13 Cal File: 009F0901.D
Als bottle: 3 Continuing Calibration Sample
Dil Factor: 1.00000
Integrator: Falcon Compound Sublist: 8141A.sub
Target Version: 4.14
Processing Host: DENPC075

						AMOUNTS	
	Compounds	RT	EXP RT	REL RT	RESPONSE	CAL-AMT (ug/mL)	ON-COL (ug/mL)
	1 o,o,o-TEPT	3.280	3.254	(0.184)	313405	3.00000	2.598
	2 Dichlorvos	4.081	4.074	(0.229)	199258	3.00000	2.660
	3 Mevinphos	5.736	5.739	(0.321)	93807	3.00000	2.279
$	4 Chlormefos	5.836	5.836	(0.327)	280570	3.00000	2.991
	5 Thionazin	7.505	7.507	(0.421)	246166	3.00000	2.875
	6 Demeton-O	7.646	7.649	(0.429)	72924	0.97500	0.8908
	7 Ethoprop	7.845	7.852	(0.440)	224430	3.00000	2.991
	8 Naled	8.055	8.057	(0.451)	31281	3.00000	1.735
*	9 Tributylphosphate	8.096	8.135	(1.000)	147633	2.00000	
	10 Sulfotepp	8.438	8.442	(0.473)	318037	3.00000	2.979
	11 Phorate	8.531	8.532	(0.478)	222961	3.00000	2.870
	12 Dimethoate	8.655	8.659	(0.485)	241149	3.00000	2.672
	13 Demeton-S	8.833	8.846	(0.495)	128188	2.04000	1.958
	14 Simazine	8.918	8.924	(0.500)	99312	3.00000	3.251
	15 Atrazine	9.086	9.094	(0.509)	114353	3.00000	3.267
	16 propazine	9.231	9.241	(0.517)	100451	3.00000	3.110
	17 Disulfoton	9.868	9.869	(0.553)	148883	3.00000	2.837
	18 Diazinon	9.898	9.902	(0.555)	247634	3.00000	2.967
	19 Methyl Parathion	10.715	10.717	(0.600)	154055	3.00000	2.910
	20 Ronnel	11.240	11.241	(0.630)	148559	3.00000	2.715
	21 Malathion	11.800	11.804	(0.661)	137670	3.00000	2.768
	22 Fenthion	11.930	11.932	(0.669)	155530	3.00000	2.890
	23 Parathion	12.018	12.019	(0.673)	167784	3.00000	2.930
	24 Chlorpyrifos	12.066	12.067	(0.676)	202063	3.00000	2.916
	25 Trichloronate	12.493	12.496	(0.700)	190053	3.00000	3.069
	26 Anilazine	12.816	12.817	(0.718)	11800	3.00000	2.239
	27 Merphos-A (Merphos)	13.196	13.199	(0.740)	155273	3.00000	3.006
	28 Tetrachlorvinphos (Stirophos)	13.816	13.824	(0.774)	78802	3.00000	2.295
	29 Tokuthion	14.448	14.449	(0.810)	180669	3.00000	3.044
	30 Merphos-B (Merphos Oxone)	14.646	14.651	(0.821)	44593	3.00000	3.212
	31 Carbophenothion-methyl	15.236	15.239	(0.854)	128137	3.00000	2.816
	32 Fensulfothion	15.361	15.361	(0.861)	133096	3.00000	2.712
	33 Bolstar / Famphur	16.051	16.053	(0.900)	316692	6.00000	5.577

		Compounds	RT	EXP RT	REL RT	RESPONSE	AMOUNTS CAL-AMT (ug/mL)	AMOUNTS ON-COL (ug/mL)
	34	Carbophenothion	16.195	16.197	(0.908)	158931	3.00000	2.790
$	35	Triphenyl phosphate	16.710	16.712	(0.936)	127629	3.00000	2.948 (A)
	36	Phosmet	16.963	16.963	(0.951)	126080	3.00000	2.586
	37	EPN	17.150	17.151	(0.961)	132428	3.00000	2.824
	38	Azinphos-methyl	17.478	17.480	(0.979)	127260	3.00000	2.449
*	39	TOCP	17.845	17.846	(1.000)	85631	2.00000	
	40	Azinphos-ethyl	17.925	17.926	(1.004)	157666	3.00000	2.765
	41	Coumaphos	18.365	18.366	(1.029)	116199	3.00000	2.773
S	42	Merphos				199866	3.00000	3.063
M	43	Total Demeton				201112	3.00000	2.849

QC Flag Legend

A - Target compound detected but, quantitated amount exceeded maximum amount.

TestAmerica

INTERNAL STANDARD COMPOUNDS
AREA AND RT SUMMARY

Instrument ID: GC_D2.i
Lab File ID: 003F0301.D
Lab Smp Id: OPP L5 GSV0635
Analysis Type: SV
Quant Type: ISTD
Operator: MPK/TLW
Method File: \\DenSvr03\Public\chem\GCS\GC_D2.i\0630091.B\8141A-1.m
Misc Info: IS - GSV0633-09

Calibration Date: 01-JUL-2009
Calibration Time: 03:37
Client Smp ID: OPP L5 GSV0635
Level:
Sample Type:

		AREA LIMIT			
COMPOUND	STANDARD	LOWER	UPPER	SAMPLE	%DIFF
9 Tributylphosphate	143482	71741	286964	147633	2.89
39 TOCP	70419	35210	140838	85631	21.60

		RT LIMIT			
COMPOUND	STANDARD	LOWER	UPPER	SAMPLE	%DIFF
9 Tributylphosphate	8.10	7.60	8.60	8.10	0.00
39 TOCP	17.84	17.34	18.34	17.85	0.01

AREA UPPER LIMIT = +100% of internal standard area.
AREA LOWER LIMIT = - 50% of internal standard area.
RT UPPER LIMIT = + 0.50 minutes of internal standard RT.
RT LOWER LIMIT = - 0.50 minutes of internal standard RT.



Data File: \\DenSvr03\Public\chem\GCS\GC_D2.i\0630091.B\003F0301.D
Date : 30-JUN-2009 18:02
Client ID: OPP L5 CSV0635
Sample Info: OPP L5 CSV0635
Column phase: RTx-1MS

Instrument: GC_D2.i
Operator: MPK/TLW
Column diameter: 0.32

Data File: \\DenSvr03\Public\chem\GCS\GC_D2.i\0630092.B/003F0301.D
Report Date: 07/01/2009

CONTINUING CALIBRATION COMPOUNDS
PERCENT DRIFT REPORT

Instrument ID: GC_D2.i
Injection Date: 30-JUN-2009 18:02
Lab File ID: 003F0301.D
Lab Sample ID: OPP L5 GSV0635
Analysis Type: NONE
Method File: \\DenSvr03\Public\chem\GCS\GC_D2.

	COMPOUND	EXPECTED CONC.	MEASURED CONC.	%D	MAX %D	
1	o,o,o-TEPT	3.0000	2.7911	7.0	15.0	
2	Dichlorvos	3.0000	2.8522	4.9	15.0	
3	Chlormefos	3.0000	3.1018	3.4	15.0	
4	Mevinphos	3.0000	2.6929	10.2	15.0	
5	Demeton-O	0.9750	0.9528	2.3	15.0	
6	Thionazin	3.0000	2.8797	4.0	15.0	
7	Ethoprop	3.0000	2.8971	3.4	15.0	
8	Phorate	3.0000	2.7764	7.5	15.0	
10	Naled	3.0000	2.2231	25.9	15.0	<-
146	Sulfotepp	3.0000	2.8394	5.4	15.0	
10	Simazine	3.0000	3.1333	4.4	15.0	
12	Diazinon	3.0000	2.9694	1.0	15.0	
150	Atrazine	3.0000	2.9092	3.0	15.0	
13	Propazine	3.0000	3.0129	0.4	15.0	
14	Disulfoton	3.0000	2.9554	1.5	15.0	
15	Demeton-S	2.0400	1.7703	13.2	15.0	
16	Dimethoate	3.0000	2.6958	10.1	15.0	
17	Ronnel	3.0000	2.7545	8.2	15.0	
148	Merphos-A (Merphos)	3.0000	3.2618	8.7	999.0	
18	Chlorpyrifos	3.0000	3.0023	0.1	15.0	
19	Fenthion	3.0000	2.9090	3.0	15.0	
20	Trichloronate	3.0000	2.9046	3.2	15.0	
21	Anilazine	3.0000	2.5089	16.4	15.0	<-
23	Methyl Parathion	3.0000	2.7081	9.7	15.0	
24	Malathion	3.0000	2.8376	5.4	15.0	
25	Tokuthion	3.0000	2.9545	1.5	15.0	
26	Parathion	3.0000	2.9783	0.7	15.0	
149	Merphos-B (Merphos Oxone)	3.0000	2.9480	1.7	999.0	
27	Tetrachlorvinphos (stirophos)	3.0000	2.4871	17.1	15.0	<-
28	Carbophenothion methyl	3.0000	2.9428	1.9	15.0	
28	Bolstar	3.0000	3.0766	2.6	15.0	
30	Carbophenothion	3.0000	3.1923	6.4	15.0	
29	Triphenyl phosphate	3.0000	3.0268	0.9	15.0	
30	Fensulfothion	3.0000	2.8481	5.1	15.0	
35	Phosmet / EPN	6.0000	5.4707	8.8	15.0	
33	Famphur	3.0000	2.8225	5.9	15.0	
34	Azinphos-methyl	3.0000	2.6624	11.3	15.0	
35	Azinphos-ethyl	3.0000	2.7366	8.8	15.0	
36	Coumaphos	3.0000	2.6460	11.8	15.0	

Data File: \\DenSvr03\Public\chem\GCS\GC_D2.i\0630092.B/003F0301.D
Report Date: 07/01/2009

CONTINUING CALIBRATION COMPOUNDS
PERCENT DRIFT REPORT

Instrument ID: GC_D2.i
Lab File ID: 003F0301.D
Analysis Type: NONE

Injection Date: 30-JUN-2009 18:02
Lab Sample ID: OPP L5 GSV0635
Method File: \\DenSvr03\Public\chem\GCS\GC_D2.

COMPOUND	EXPECTED CONC.	MEASURED CONC.	%D	MAX %D
22 Merphos	3.0000	3.0164	0.5	15.0
40 Total Demeton	3.0000	2.7231	9.2	15.0

Average %D = 6.26

TestAmerica

Data file : \\DenSvr03\Public\chem\GCS\GC_D2.i\0630092.B\003F0301.D
Lab Smp Id: OPP L5 GSV0635 Client Smp ID: OPP L5 GSV0635
Inj Date : 30-JUN-2009 18:02
Operator : MPK/TLW Inst ID: GC_D2.i
Smp Info : OPP L5 GSV0635
Misc Info :
Comment :
Method : \\DenSvr03\Public\chem\GCS\GC_D2.i\0630092.B\8141A-2.m
Meth Date : 01-Jul-2009 08:32 GC_D2.i Quant Type: ISTD
Cal Date : 26-JUN-2009 21:13 Cal File: 009F0901.D
Als bottle: 3 Continuing Calibration Sample
Dil Factor: 1.00000
Integrator: Falcon Compound Sublist: 8141A.sub
Target Version: 4.14
Processing Host: DENPC075

						AMOUNTS	
						CAL-AMT	ON-COL
	Compounds	RT	EXP RT	REL RT	RESPONSE	(ug/mL)	(ug/mL)
	1 o,o,o-TEPT	4.735	4.731	(0.252)	291454	3.00000	2.791
	2 Dichlorvos	6.545	6.546	(0.348)	232562	3.00000	2.852
$	3 Chlormefos	7.383	7.384	(0.392)	254595	3.00000	3.102
	4 Mevinphos	9.232	9.234	(0.491)	147908	3.00000	2.693
	5 Demeton-O	9.732	9.734	(0.517)	49868	0.97500	0.9528
	6 Thionazin	9.982	9.984	(0.531)	236527	3.00000	2.880
	7 Ethoprop	10.495	10.499	(0.558)	177808	3.00000	2.897
	8 Phorate	10.537	10.539	(0.560)	197602	3.00000	2.776
	9 Naled	10.938	10.939	(0.581)	38720	3.00000	2.223
	10 Sulfotepp	11.013	11.017	(0.585)	304793	3.00000	2.839(A)
*	11 Tributylphosphate	11.108	11.116	(1.000)	134192	2.00000	
	12 Simazine	11.395	11.399	(0.606)	48171	3.00000	3.133(A)
	13 Diazinon	11.538	11.541	(0.613)	171442	3.00000	2.969
	14 Atrazine	11.578	11.584	(0.615)	90109	3.00000	2.909(A)
	15 Propazine	11.743	11.747	(0.624)	81163	3.00000	3.013
	16 Disulfoton	12.047	12.049	(0.640)	167304	3.00000	2.955
	17 Demeton-S	12.120	12.124	(0.644)	117848	2.04000	1.770
	18 Dimethoate	13.278	13.282	(0.706)	204531	3.00000	2.696
	19 Ronnel	13.585	13.587	(0.722)	140665	3.00000	2.754
	20 Merphos-A (Merphos)	13.687	13.689	(1.232)	158609	3.00000	3.262(A)
	21 Chlorpyrifos	14.408	14.409	(0.766)	155509	3.00000	3.002
	22 Fenthion	14.658	14.662	(0.779)	139756	3.00000	2.909
	23 Trichloronate	14.707	14.711	(0.782)	196459	3.00000	2.904
	24 Anilazine	15.213	15.216	(0.809)	11124	3.00000	2.509
	25 Methyl Parathion	15.518	15.519	(0.825)	140458	3.00000	2.708(A)
	26 Malathion	15.722	15.724	(0.836)	137873	3.00000	2.838
	27 Tokuthion	16.343	16.344	(0.869)	168080	3.00000	2.954
	28 Parathion	16.492	16.494	(0.877)	152211	3.00000	2.978(M)
	29 Merphos-B (Merphos Oxone)	16.513	16.517	(1.487)	44344	3.00000	2.948(AM)
	30 Tetrachlorvinphos (stirophos)	16.975	16.977	(0.902)	82225	3.00000	2.487
	31 Carbophenothion methyl	17.080	17.082	(0.908)	139450	3.00000	2.943
	32 Bolstar	17.440	17.440	(0.927)	153566	3.00000	3.076
	33 Carbophenothion	17.522	17.524	(0.931)	156685	3.00000	3.192(A)

	Compounds	RT	EXP RT	REL RT	RESPONSE	AMOUNTS CAL-AMT (ug/mL)	AMOUNTS ON-COL (ug/mL)
S	34 Triphenyl phosphate	18.278	18.281	(0.971)	121910	3.00000	3.027
	35 Fensulfothion	18.557	18.559	(0.986)	105325	3.00000	2.848
*	36 TOCP	18.815	18.816	(1.000)	80732	2.00000	
	37 Phosmet / EPN	18.908	18.909	(1.005)	225432	6.00000	5.471(A)
	38 Famphur	19.012	19.011	(1.010)	149453	3.00000	2.822
	39 Azinphos-methyl	19.147	19.147	(1.018)	128964	3.00000	2.662
	40 Azinphos-ethyl	19.367	19.366	(1.029)	126249	3.00000	2.737
	41 Coumaphos	20.348	20.347	(1.081)	93855	3.00000	2.646
S	42 Merphos				202953	3.00000	3.016(A)
M	43 Total Demeton				167716	3.00000	2.723

QC Flag Legend

A - Target compound detected but, quantitated amount exceeded maximum amount.
M - Compound response manually integrated.

TestAmerica

INTERNAL STANDARD COMPOUNDS
AREA AND RT SUMMARY

Instrument ID: GC_D2.i
Lab File ID: 003F0301.D
Lab Smp Id: OPP L5 GSV0635
Analysis Type: SV
Quant Type: ISTD
Operator: MPK/TLW
Method File: \\DenSvr03\Public\chem\GCS\GC_D2.i\0630092.B\8141A-2.m
Misc Info:

Calibration Date: 01-JUL-2009
Calibration Time: 03:37
Client Smp ID: OPP L5 GSV0635
Level:
Sample Type:

COMPOUND	STANDARD	AREA LIMIT LOWER	AREA LIMIT UPPER	SAMPLE	%DIFF
11 Tributylphosphate	122787	61394	245574	134192	9.29
36 TOCP	65573	32787	131146	80732	23.12

COMPOUND	STANDARD	RT LIMIT LOWER	RT LIMIT UPPER	SAMPLE	%DIFF
11 Tributylphosphate	11.11	10.61	11.61	11.11	0.02
36 TOCP	18.81	18.31	19.31	18.82	0.01

AREA UPPER LIMIT = +100% of internal standard area.
AREA LOWER LIMIT = - 50% of internal standard area.
RT UPPER LIMIT = + 0.50 minutes of internal standard RT.
RT LOWER LIMIT = - 0.50 minutes of internal standard RT.

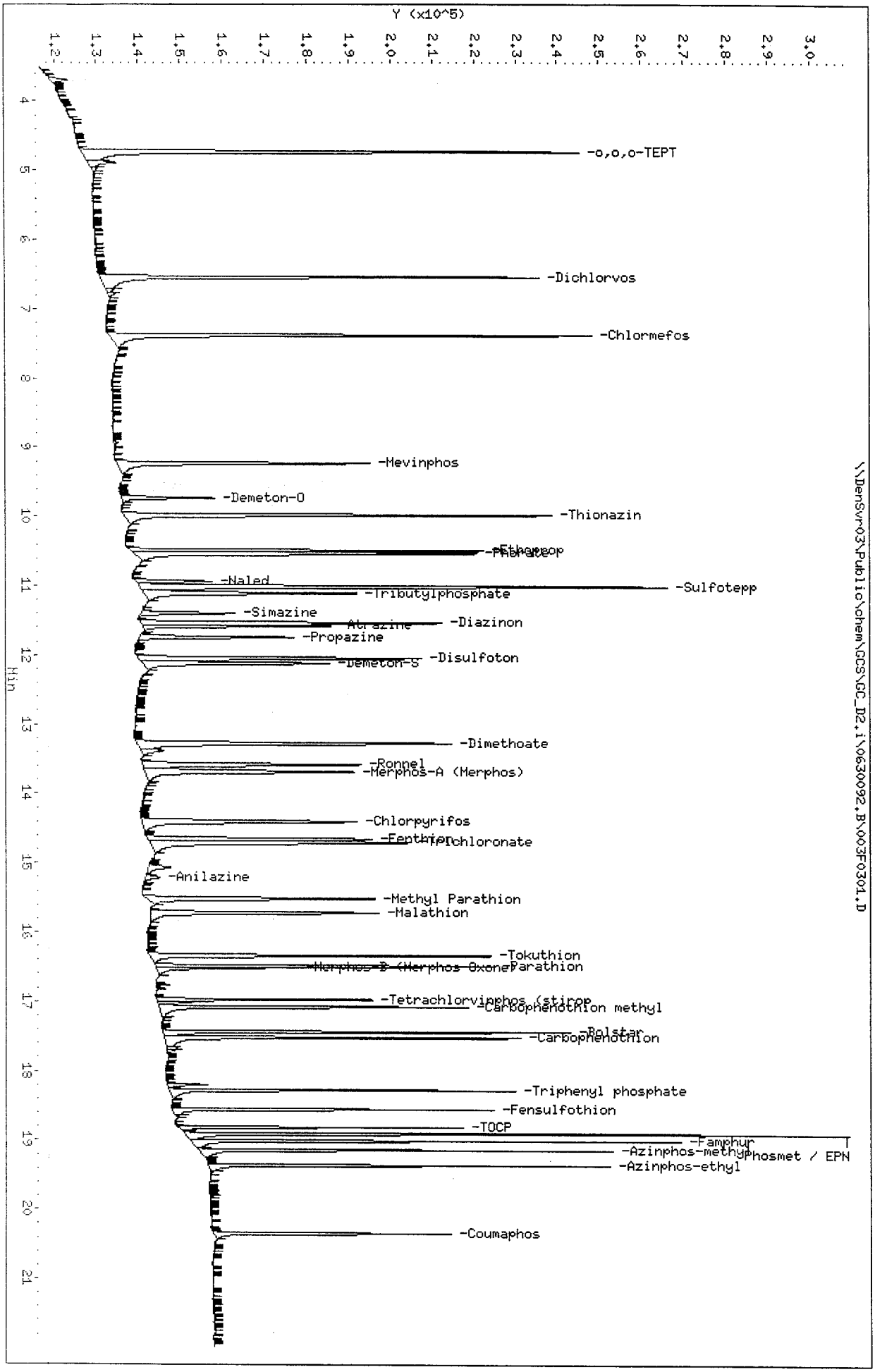

Data File: \\DenSvr03\Public\chem\GCS\GC_D2.i\0630092.B\003F0301.D
Date : 30-JUN-2009 18:02
Client ID: OPP L5 GSV0635
Sample Info: OPP L5 GSV0635
Column phase: RTx-OPPest

Instrument: GC_D2.i
Operator: NPK/TLW
Column diameter: 0.32

Data File Name: 003F0301.D
Inj. Date and Time: 30-JUN-2009 18:02
Instrument ID: GC_D2.i
Client ID: OPP L5 GSV0635
Compound Name: Parathion
CAS #:

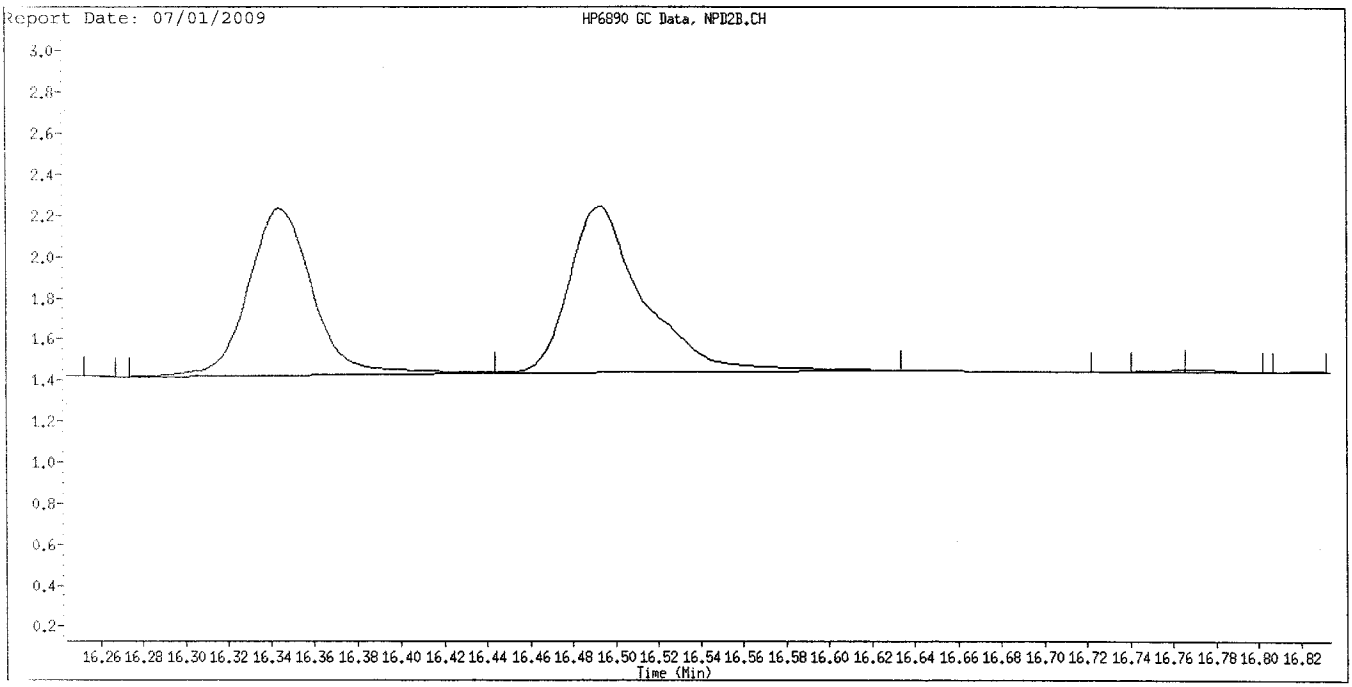

Original Integration

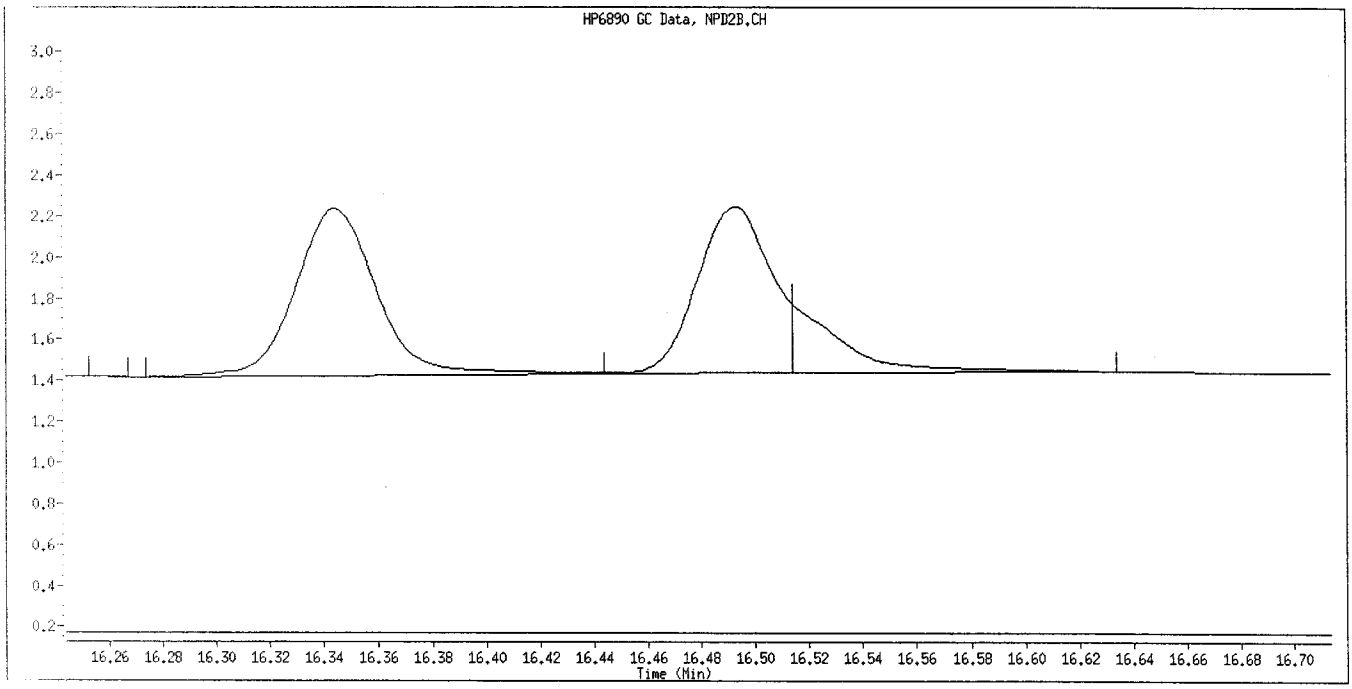

Manual Integration

Manually Integrated By: williamst
Manual Integration Reason: Baseline Event

7/1/09

Data File Name: 063f0301.D
Inj. Date and Time: 30-JUN-2009 18:02
Instrument ID: GC_D2.i
Client ID: OPP L5 GSV0635
Compound Name: Merphos-B (Merphos Oxone)
CAS #:
Report Date: 07/01/2009

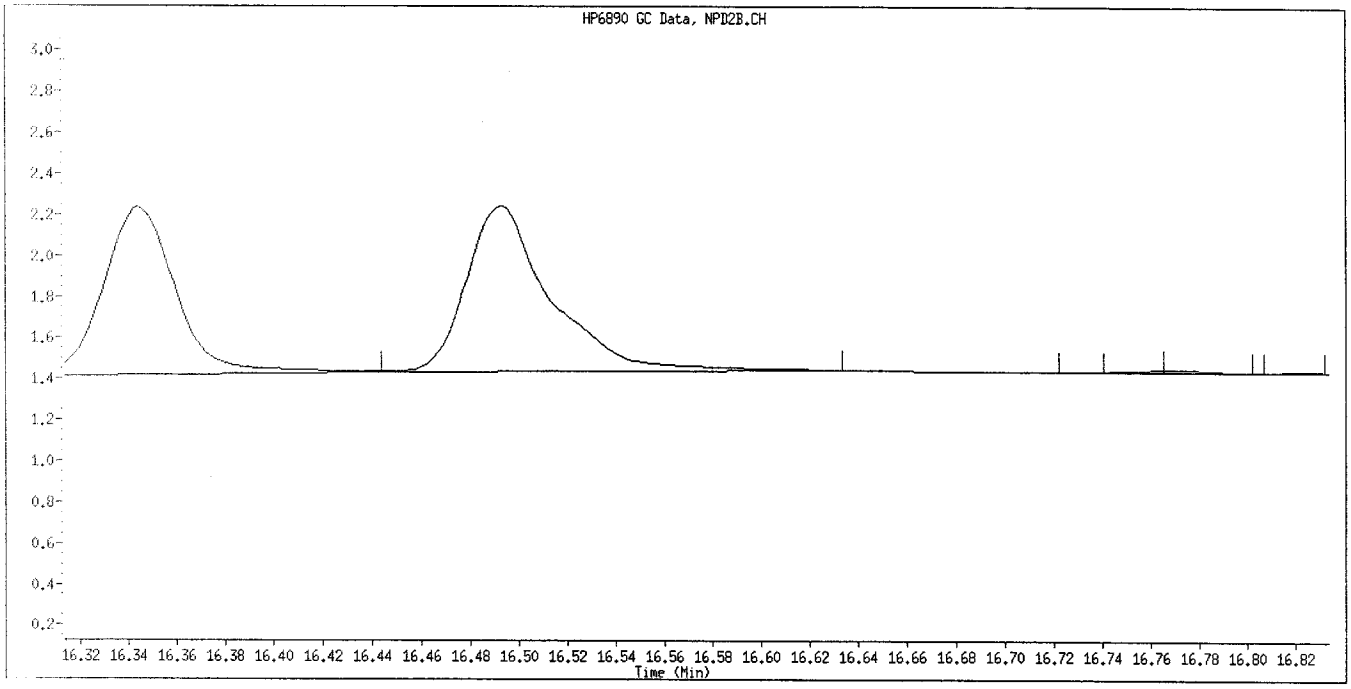

Original Integration

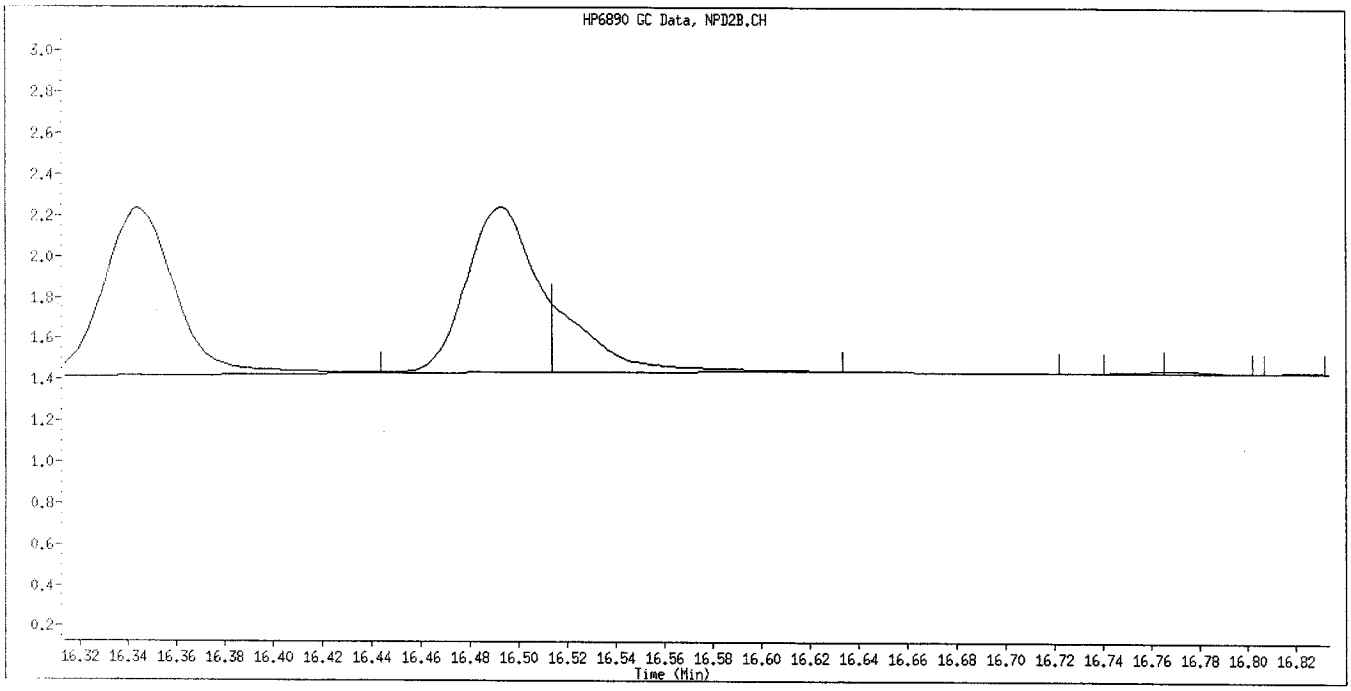

Manual Integration

Manually Integrated By: williamst
Manual Integration Reason: Baseline Event

7/1/09

Data File: \\DenSvr03\Public\chem\GCS\GC_D2.i\0630091.B/016F1601.D
Report Date: 07/01/2009

CONTINUING CALIBRATION COMPOUNDS
PERCENT DRIFT REPORT

Instrument ID: GC_D2.i
Injection Date: 30-JUN-2009 23:58
Lab File ID: 016F1601.D
Lab Sample ID: OPP L5 GSV0635
Analysis Type: NONE
Method File: \\DenSvr03\Public\chem\GCS\GC_D2.

	COMPOUND	EXPECTED CONC.	MEASURED CONC.	%D	MAX %D
1	o,o,o-TEPT	3.0000	2.7723	7.6	15.0
2	Dichlorvos	3.0000	2.6730	10.9	15.0
3	Mevinphos	3.0000	2.8232	5.9	15.0
4	Chlormefos	3.0000	3.1451	4.8	15.0
5	Thionazin	3.0000	2.9579	1.4	15.0
6	Demeton-O	0.9750	0.9032	7.4	15.0
7	Ethoprop	3.0000	3.0852	2.8	15.0
8	Naled	3.0000	2.5947	13.5	15.0
9	Sulfotepp	3.0000	3.1503	5.0	15.0
10	Phorate	3.0000	2.9700	1.0	15.0
11	Dimethoate	3.0000	2.9654	1.2	15.0
12	Demeton-S	2.0400	2.1190	3.9	15.0
13	Simazine	3.0000	2.9385	2.1	15.0
14	Atrazine	3.0000	3.2208	7.4	15.0
15	propazine	3.0000	3.1414	4.7	15.0
17	Disulfoton	3.0000	3.0303	1.0	15.0
16	Diazinon	3.0000	3.0626	2.1	15.0
18	Methyl Parathion	3.0000	3.1469	4.9	15.0
19	Ronnel	3.0000	2.6769	10.8	15.0
20	Malathion	3.0000	3.0648	2.2	15.0
21	Fenthion	3.0000	3.0279	0.9	15.0
22	Parathion	3.0000	3.1691	5.6	15.0
23	Chlorpyrifos	3.0000	3.0843	2.8	15.0
24	Trichloronate	3.0000	3.1824	6.1	15.0
25	Anilazine	3.0000	2.6149	12.8	15.0
148	Merphos-A (Merphos)	3.0000	3.1037	3.5	999.0
26	Tetrachlorvinphos (Stirophos)	3.0000	2.5874	13.8	15.0
28	Tokuthion	3.0000	3.2174	7.2	15.0
149	Merphos-B (Merphos Oxone)	3.0000	3.8489	28.3	999.0
29	Carbophenothion-methyl	3.0000	3.0763	2.5	15.0
29	Fensulfothion	3.0000	2.9388	2.0	15.0
30	Bolstar / Famphur	6.0000	5.9973	0.0	15.0
32	Carbophenothion	3.0000	3.0314	1.0	15.0
31	Triphenyl phosphate	3.0000	3.1662	5.5	15.0
34	Phosmet	3.0000	2.8691	4.4	15.0
32	EPN	3.0000	3.2340	7.8	15.0
33	Azinphos-methyl	3.0000	2.7279	9.1	15.0
35	Azinphos-ethyl	3.0000	2.9005	3.3	15.0
36	Coumaphos	3.0000	3.1738	5.8	15.0

Data File: \\DenSvr03\Public\chem\GCS\GC_D2.i\0630091.B/016F1601.D
Report Date: 07/01/2009

CONTINUING CALIBRATION COMPOUNDS
PERCENT DRIFT REPORT

Instrument ID: GC_D2.i
Lab File ID: 016F1601.D
Analysis Type: NONE

Injection Date: 30-JUN-2009 23:58
Lab Sample ID: OPP L5 GSV0635
Method File: \\DenSvr03\Public\chem\GCS\GC_D2.

COMPOUND	EXPECTED CONC.	MEASURED CONC.	%D	MAX %D
27 Merphos	3.0000	3.2773	9.2	15.0
40 Total Demeton	3.0000	3.0223	0.7	15.0

Average %D = 5.68

TestAmerica

Data file : \\DenSvr03\Public\chem\GCS\GC_D2.i\0630091.B\016F1601.D
Lab Smp Id: OPP L5 GSV0635 Client Smp ID: OPP L5 GSV0635
Inj Date : 30-JUN-2009 23:58
Operator : MPK/TLW Inst ID: GC_D2.i
Smp Info : OPP L5 GSV0635
Misc Info : IS - GSV0633-09
Comment :
Method : \\DenSvr03\Public\chem\GCS\GC_D2.i\0630091.B\8141A-1.m
Meth Date : 01-Jul-2009 08:30 GC_D2.i Quant Type: ISTD
Cal Date : 26-JUN-2009 21:13 Cal File: 009F0901.D
Als bottle: 16 Continuing Calibration Sample
Dil Factor: 1.00000
Integrator: Falcon Compound Sublist: 8141A.sub
Target Version: 4.14
Processing Host: DENPC075

	Compounds	RT	EXP RT	REL RT	RESPONSE	AMOUNTS CAL-AMT (ug/mL)	AMOUNTS ON-COL (ug/mL)
	1 o,o,o-TEPT	3.250	3.254	(0.182)	277172	3.00000	2.772
	2 Dichlorvos	4.067	4.074	(0.228)	165954	3.00000	2.673
	3 Mevinphos	5.730	5.739	(0.321)	96282	3.00000	2.823
$	4 Chlormefos	5.830	5.836	(0.327)	244519	3.00000	3.145
	5 Thionazin	7.502	7.507	(0.420)	209867	3.00000	2.958
	6 Demeton-O	7.642	7.649	(0.428)	61255	0.97500	0.9032
	7 Ethoprop	7.840	7.852	(0.439)	191824	3.00000	3.085
	8 Naled	8.052	8.057	(0.451)	40380	3.00000	2.595
*	9 Tributylphosphate	8.095	8.135	(1.000)	131201	2.00000	
	10 Sulfotepp	8.435	8.442	(0.473)	278367	3.00000	3.150
	11 Phorate	8.527	8.532	(0.478)	191242	3.00000	2.970
	12 Dimethoate	8.652	8.659	(0.485)	221815	3.00000	2.965
	13 Demeton-S	8.832	8.846	(0.495)	114936	2.04000	2.119
	14 Simazine	8.915	8.924	(0.500)	74187	3.00000	2.938
	15 Atrazine	9.085	9.094	(0.509)	93415	3.00000	3.221
	16 propazine	9.230	9.241	(0.517)	84068	3.00000	3.141
	17 Disulfoton	9.863	9.869	(0.553)	131662	3.00000	3.030
	18 Diazinon	9.895	9.902	(0.555)	211833	3.00000	3.062
	19 Methyl Parathion	10.713	10.717	(0.600)	138041	3.00000	3.147
	20 Ronnel	11.237	11.241	(0.630)	121380	3.00000	2.677
	21 Malathion	11.795	11.804	(0.661)	126120	3.00000	3.065
	22 Fenthion	11.928	11.932	(0.668)	135019	3.00000	3.028
	23 Parathion	12.015	12.019	(0.673)	150395	3.00000	3.169
	24 Chlorpyrifos	12.065	12.067	(0.676)	177089	3.00000	3.084
	25 Trichloronate	12.492	12.496	(0.700)	163307	3.00000	3.182
	26 Anilazine	12.813	12.817	(0.718)	11821	3.00000	2.615
	27 Merphos-A (Merphos)	13.195	13.199	(0.739)	132881	3.00000	3.104
	28 Tetrachlorvinphos (Stirophos)	13.813	13.824	(0.774)	73622	3.00000	2.587
	29 Tokuthion	14.445	14.449	(0.810)	158268	3.00000	3.217
	30 Merphos-B (Merphos Oxone)	14.642	14.651	(0.821)	44325	3.00000	3.849
	31 Carbophenothion-methyl	15.233	15.239	(0.854)	115782	3.00000	3.076
	32 Fensulfothion	15.358	15.361	(0.861)	119843	3.00000	2.939
	33 Bolstar / Famphur	16.048	16.053	(0.899)	282234	6.00000	5.997

		Compounds	RT	EXP RT	REL RT	RESPONSE	AMOUNTS CAL-AMT (ug/mL)	AMOUNTS ON-COL (ug/mL)
	34	Carbophenothion	16.193	16.197	(0.908)	143115	3.00000	3.031
$	35	Triphenyl phosphate	16.708	16.712	(0.936)	113596	3.00000	3.166(A)
	36	Phosmet	16.962	16.963	(0.951)	115942	3.00000	2.869
	37	EPN	17.148	17.151	(0.961)	125943	3.00000	3.234
	38	Azinphos-methyl	17.477	17.480	(0.979)	117466	3.00000	2.728
*	39	TOCP	17.843	17.846	(1.000)	70963	2.00000	
	40	Azinphos-ethyl	17.923	17.926	(1.004)	136719	3.00000	2.900
	41	Coumaphos	18.363	18.366	(1.029)	110230	3.00000	3.174
S	42	Merphos				177206	3.00000	3.277
M	43	Total Demeton				176191	3.00000	3.022

QC Flag Legend

A - Target compound detected but, quantitated amount exceeded maximum amount.

TestAmerica

INTERNAL STANDARD COMPOUNDS
AREA AND RT SUMMARY

Instrument ID: GC_D2.i
Lab File ID: 016F1601.D
Lab Smp Id: OPP L5 GSV0635
Analysis Type: SV
Quant Type: ISTD
Operator: MPK/TLW
Method File: \\DenSvr03\Public\chem\GCS\GC_D2.i\0630091.B\8141A-1.m
Misc Info: IS - GSV0633-09

Calibration Date: 30-JUN-2009
Calibration Time: 18:02
Client Smp ID: OPP L5 GSV0635
Level:
Sample Type:

COMPOUND	STANDARD	AREA LIMIT LOWER	AREA LIMIT UPPER	SAMPLE	%DIFF
9 Tributylphosphate	147633	73817	295266	131201	-11.13
39 TOCP	85631	42816	171262	70963	-17.13

COMPOUND	STANDARD	RT LIMIT LOWER	RT LIMIT UPPER	SAMPLE	%DIFF
9 Tributylphosphate	8.10	7.60	8.60	8.10	-0.02
39 TOCP	17.85	17.35	18.35	17.84	-0.01

AREA UPPER LIMIT = +100% of internal standard area.
AREA LOWER LIMIT = - 50% of internal standard area.
RT UPPER LIMIT = + 0.50 minutes of internal standard RT.
RT LOWER LIMIT = - 0.50 minutes of internal standard RT.



Data File: \\DenSvr03\Public\chem\GCS\GC_D2,i\0630091,B\016F1601.D
Date : 30-JUN-2009 23:58
Client ID: OPP L5 GSV0635
Sample Info: OPP L5 GSV0635
Column phase: RTx-1MS

\\DenSvr03\Public\chem\GCS\GC_D2,i\0630091,B\016F1601.D

Instrument: GC_D2,i
Operator: MPK/TLW
Column diameter: 0.32

Data File: \\DenSvr03\Public\chem\GCS\GC_D2.i\0630092.B/016F1601.D
Report Date: 07/01/2009

CONTINUING CALIBRATION COMPOUNDS
PERCENT DRIFT REPORT

Instrument ID: GC_D2.i
Lab File ID: 016F1601.D
Analysis Type: NONE

Injection Date: 30-JUN-2009 23:58
Lab Sample ID: OPP L5 GSV0635
Method File: \\DenSvr03\Public\chem\GCS\GC_D2.

	COMPOUND	EXPECTED CONC.	MEASURED CONC.	%D	MAX %D	
1	o,o,o-TEPT	3.0000	2.6368	12.1	15.0	
2	Dichlorvos	3.0000	2.6533	11.6	15.0	
3	Chlormefos	3.0000	2.7861	7.1	15.0	
4	Mevinphos	3.0000	2.9664	1.1	15.0	
5	Demeton-O	0.9750	0.9882	1.4	15.0	
6	Thionazin	3.0000	2.9204	2.7	15.0	
7	Ethoprop	3.0000	2.7651	7.8	15.0	
8	Phorate	3.0000	3.1758	5.9	15.0	
10	Naled	3.0000	2.7153	9.5	15.0	
146	Sulfotepp	3.0000	2.9573	1.4	15.0	
10	Simazine	3.0000	2.8191	6.0	15.0	
12	Diazinon	3.0000	2.9603	1.3	15.0	
150	Atrazine	3.0000	3.1422	4.7	15.0	
13	Propazine	3.0000	3.1299	4.3	15.0	
14	Disulfoton	3.0000	3.0092	0.3	15.0	
15	Demeton-S	2.0400	2.0058	1.7	15.0	
16	Dimethoate	3.0000	2.9403	2.0	15.0	
17	Ronnel	3.0000	2.6683	11.1	15.0	
148	Merphos-A (Merphos)	3.0000	3.0026	0.1	999.0	
18	Chlorpyrifos	3.0000	2.9514	1.6	15.0	
19	Fenthion	3.0000	2.9426	1.9	15.0	
20	Trichloronate	3.0000	2.8904	3.7	15.0	
21	Anilazine	3.0000	2.0686	31.0	15.0	<-
23	Methyl Parathion	3.0000	3.0026	0.1	15.0	
24	Malathion	3.0000	3.0056	0.2	15.0	
25	Tokuthion	3.0000	2.9507	1.6	15.0	
26	Parathion	3.0000	3.0408	1.4	15.0	
149	Merphos-B (Merphos Oxone)	3.0000	3.0460	1.5	999.0	
27	Tetrachlorvinphos (stirophos)	3.0000	2.6185	12.7	15.0	
28	Carbophenothion methyl	3.0000	3.0418	1.4	15.0	
28	Bolstar	3.0000	3.1319	4.4	15.0	
30	Carbophenothion	3.0000	3.4194	14.0	15.0	
29	Triphenyl phosphate	3.0000	3.1849	6.2	15.0	
30	Fensulfothion	3.0000	2.7512	8.3	15.0	
35	Phosmet / EPN	6.0000	5.6974	5.0	15.0	
33	Famphur	3.0000	2.7294	9.0	15.0	
34	Azinphos-methyl	3.0000	2.5817	13.9	15.0	
35	Azinphos-ethyl	3.0000	2.8420	5.3	15.0	
36	Coumaphos	3.0000	3.0500	1.7	15.0	

Data File: \\DenSvr03\Public\chem\GCS\GC_D2.i\0630092.B/016F1601.D
Report Date: 07/01/2009

CONTINUING CALIBRATION COMPOUNDS
PERCENT DRIFT REPORT

Instrument ID: GC_D2.i
Lab File ID: 016F1601.D
Analysis Type: NONE
Injection Date: 30-JUN-2009 23:58
Lab Sample ID: OPP L5 GSV0635
Method File: \\DenSvr03\Public\chem\GCS\GC_D2.

COMPOUND	EXPECTED CONC.	MEASURED CONC.	%D	MAX %D
22 Merphos	3.0000	2.9883	0.4	15.0
40 Total Demeton	3.0000	2.9940	0.2	15.0

Average %D = 5.31

TestAmerica

Data file : \\DenSvr03\Public\chem\GCS\GC_D2.i\0630092.B\016F1601.D
Lab Smp Id: OPP L5 GSV0635 Client Smp ID: OPP L5 GSV0635
Inj Date : 30-JUN-2009 23:58
Operator : MPK/TLW Inst ID: GC_D2.i
Smp Info : OPP L5 GSV0635
Misc Info :
Comment :
Method : \\DenSvr03\Public\chem\GCS\GC_D2.i\0630092.B\8141A-2.m
Meth Date : 01-Jul-2009 08:32 GC_D2.i Quant Type: ISTD
Cal Date : 26-JUN-2009 21:13 Cal File: 009F0901.D
Als bottle: 16 Continuing Calibration Sample
Dil Factor: 1.00000
Integrator: Falcon Compound Sublist: 8141A.sub
Target Version: 4.14
Processing Host: DENPC075

	Compounds	RT	EXP RT	REL RT	RESPONSE	AMOUNTS CAL-AMT (ug/mL)	AMOUNTS ON-COL (ug/mL)
	1 o,o,o-TEPT	4.724	4.731	(0.251)	234259	3.00000	2.637
	2 Dichlorvos	6.540	6.546	(0.348)	184066	3.00000	2.653
$	3 Chlormefos	7.379	7.384	(0.392)	194568	3.00000	2.786
	4 Mevinphos	9.230	9.234	(0.491)	138619	3.00000	2.966
	5 Demeton-O	9.729	9.734	(0.517)	44004	0.97500	0.9882
	6 Thionazin	9.980	9.984	(0.530)	204082	3.00000	2.920
	7 Ethoprop	10.494	10.499	(0.558)	144385	3.00000	2.765
	8 Phorate	10.534	10.539	(0.560)	192303	3.00000	3.176
	9 Naled	10.935	10.939	(0.581)	41239	3.00000	2.715
	10 Sulfotepp	11.014	11.017	(0.585)	270086	3.00000	2.957(A)
*	11 Tributylphosphate	11.107	11.116	(1.000)	119701	2.00000	
	12 Simazine	11.395	11.399	(0.606)	36875	3.00000	2.819(A)
	13 Diazinon	11.537	11.541	(0.613)	145412	3.00000	2.960
	14 Atrazine	11.579	11.584	(0.615)	83340	3.00000	3.142(A)
	15 Propazine	11.742	11.747	(0.624)	71788	3.00000	3.130
	16 Disulfoton	12.045	12.049	(0.640)	144934	3.00000	3.009
	17 Demeton-S	12.120	12.124	(0.644)	114566	2.04000	2.006
	18 Dimethoate	13.277	13.282	(0.706)	189800	3.00000	2.940
	19 Ronnel	13.584	13.587	(0.722)	115936	3.00000	2.668
	20 Merphos-A (Merphos)	13.685	13.689	(1.232)	130240	3.00000	3.003(A)
	21 Chlorpyrifos	14.405	14.409	(0.766)	130064	3.00000	2.951
	22 Fenthion	14.657	14.662	(0.779)	120277	3.00000	2.943
	23 Trichloronate	14.705	14.711	(0.782)	166305	3.00000	2.890
	24 Anilazine	15.207	15.216	(0.808)	7804	3.00000	2.068
	25 Methyl Parathion	15.515	15.519	(0.825)	132497	3.00000	3.002(A)
	26 Malathion	15.722	15.724	(0.836)	124249	3.00000	3.006
	27 Tokuthion	16.344	16.344	(0.869)	142819	3.00000	2.951
	28 Parathion	16.490	16.494	(0.877)	132223	3.00000	3.041(M)
	29 Merphos-B (Merphos Oxone)	16.514	16.517	(1.487)	40826	3.00000	3.046(AM)
	30 Tetrachlorvinphos (stirophos)	16.974	16.977	(0.902)	73652	3.00000	2.618
	31 Carbophenothion methyl	17.079	17.082	(0.908)	122634	3.00000	3.042
	32 Bolstar	17.439	17.440	(0.927)	133004	3.00000	3.132
	33 Carbophenothion	17.520	17.524	(0.931)	142792	3.00000	3.419(A)

	Compounds	RT	EXP RT	REL RT	RESPONSE	AMOUNTS CAL-AMT (ug/mL)	AMOUNTS ON-COL (ug/mL)
$	34 Triphenyl phosphate	18.277	18.281	(0.971)	109137	3.00000	3.185
	35 Fensulfothion	18.557	18.559	(0.986)	86564	3.00000	2.751
*	36 TOCP	18.814	18.816	(1.000)	68687	2.00000	
	37 Phosmet / EPN	18.907	18.909	(1.005)	199625	6.00000	5.697(A)
	38 Famphur	19.010	19.011	(1.010)	122962	3.00000	2.729
	39 Azinphos-methyl	19.145	19.147	(1.018)	106398	3.00000	2.582
	40 Azinphos-ethyl	19.365	19.366	(1.029)	111549	3.00000	2.842
	41 Coumaphos	20.347	20.347	(1.081)	92042	3.00000	3.050
S	42 Merphos				171066	3.00000	2.988(A)
M	43 Total Demeton				158570	3.00000	2.994

QC Flag Legend

A - Target compound detected but, quantitated amount exceeded maximum amount.
M - Compound response manually integrated.

TestAmerica

INTERNAL STANDARD COMPOUNDS
AREA AND RT SUMMARY

Instrument ID: GC_D2.i
Lab File ID: 016F1601.D
Lab Smp Id: OPP L5 GSV0635
Analysis Type: SV
Quant Type: ISTD
Operator: MPK/TLW
Method File: \\DenSvr03\Public\chem\GCS\GC_D2.i\0630092.B\8141A-2.m
Misc Info:

Calibration Date: 30-JUN-2009
Calibration Time: 18:02
Client Smp ID: OPP L5 GSV0635
Level:
Sample Type:

COMPOUND	STANDARD	AREA LIMIT LOWER	AREA LIMIT UPPER	SAMPLE	%DIFF
11 Tributylphosphate	134192	67096	268384	119701	-10.80
36 TOCP	80732	40366	161464	68687	-14.92

COMPOUND	STANDARD	RT LIMIT LOWER	RT LIMIT UPPER	SAMPLE	%DIFF
11 Tributylphosphate	11.11	10.61	11.61	11.11	-0.01
36 TOCP	18.82	18.32	19.32	18.81	-0.01

AREA UPPER LIMIT = +100% of internal standard area.
AREA LOWER LIMIT = - 50% of internal standard area.
RT UPPER LIMIT = + 0.50 minutes of internal standard RT.
RT LOWER LIMIT = - 0.50 minutes of internal standard RT.

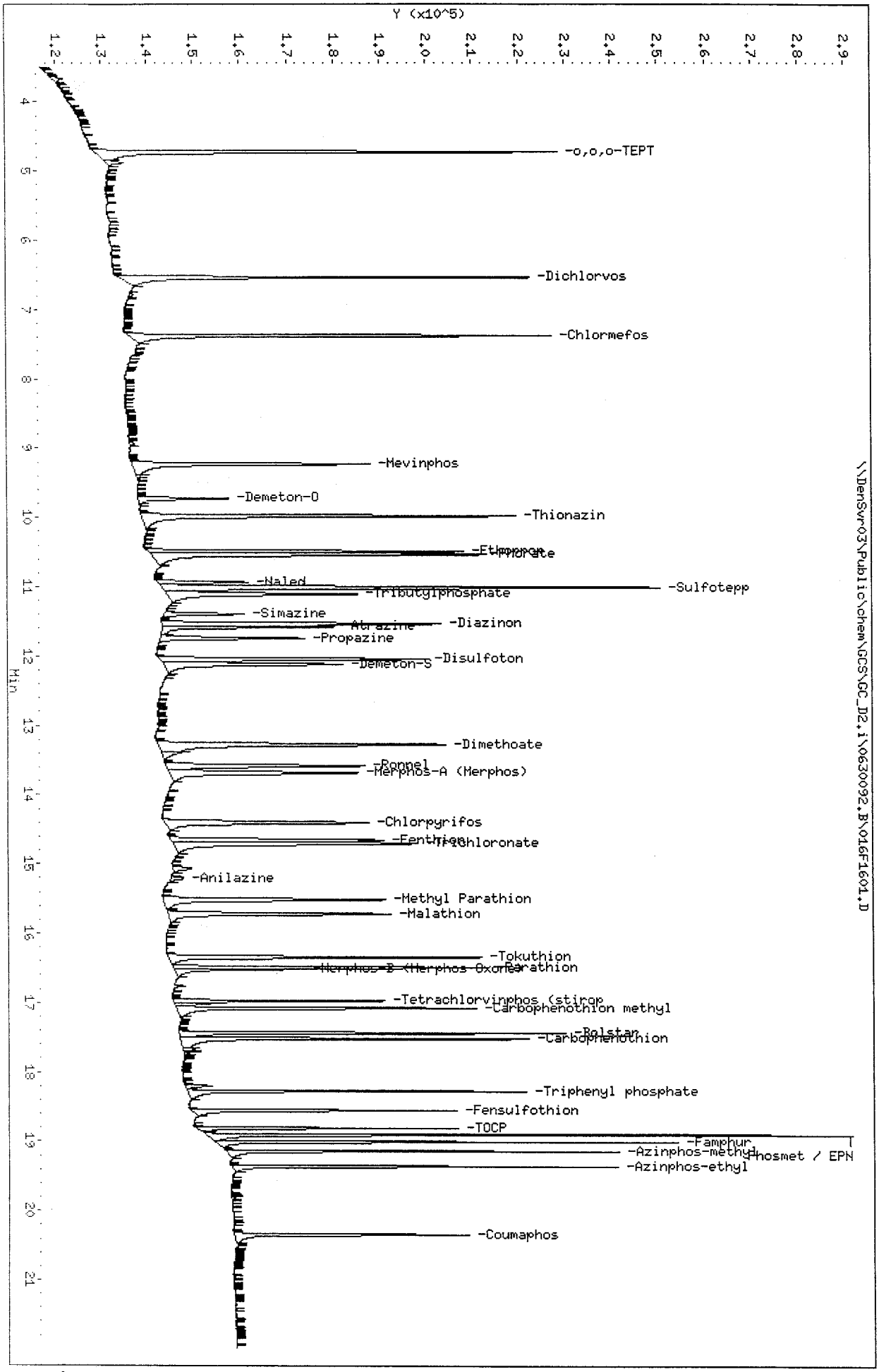

Data File: \\DenSvr03\Public\chem\GCS\GC_D2.i\0630092.B\016F1601.D
Date : 30-JUN-2009 23:58
Client ID: OPP L5 GSV0635
Sample Info: OPP L5 GSV0635
Column phase: RTx-OPPest

\\DenSvr03\Public\chem\GCS\GC_D2.i\0630092.B\016F1601.D

Instrument: GC_D2.i
Operator: MPK/TLW
Column diameter: 0.32

Data File Name: 016F1601.D
Inj. Date and Time: 30-JUN-2009 23:58
Instrument ID: GC_D2.i
Client ID: OPP L5 GSV0635
Compound Name: Parathion
CAS #:

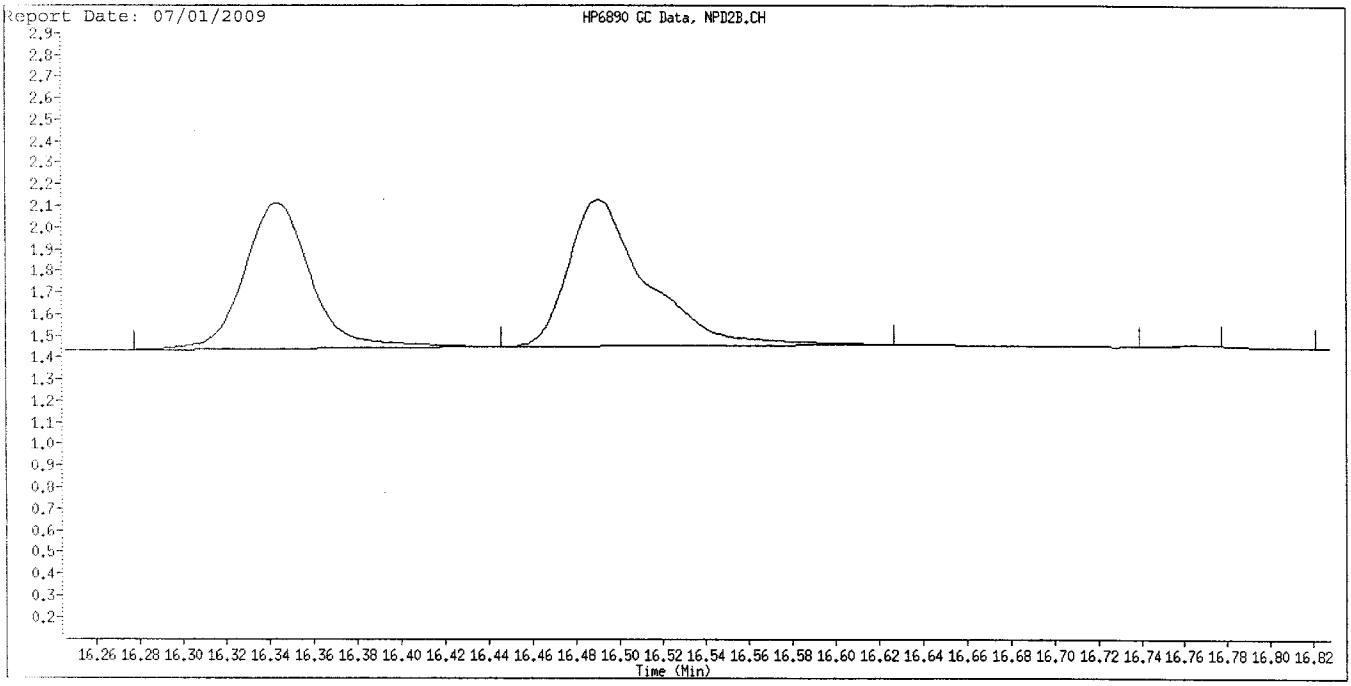

Original Integration

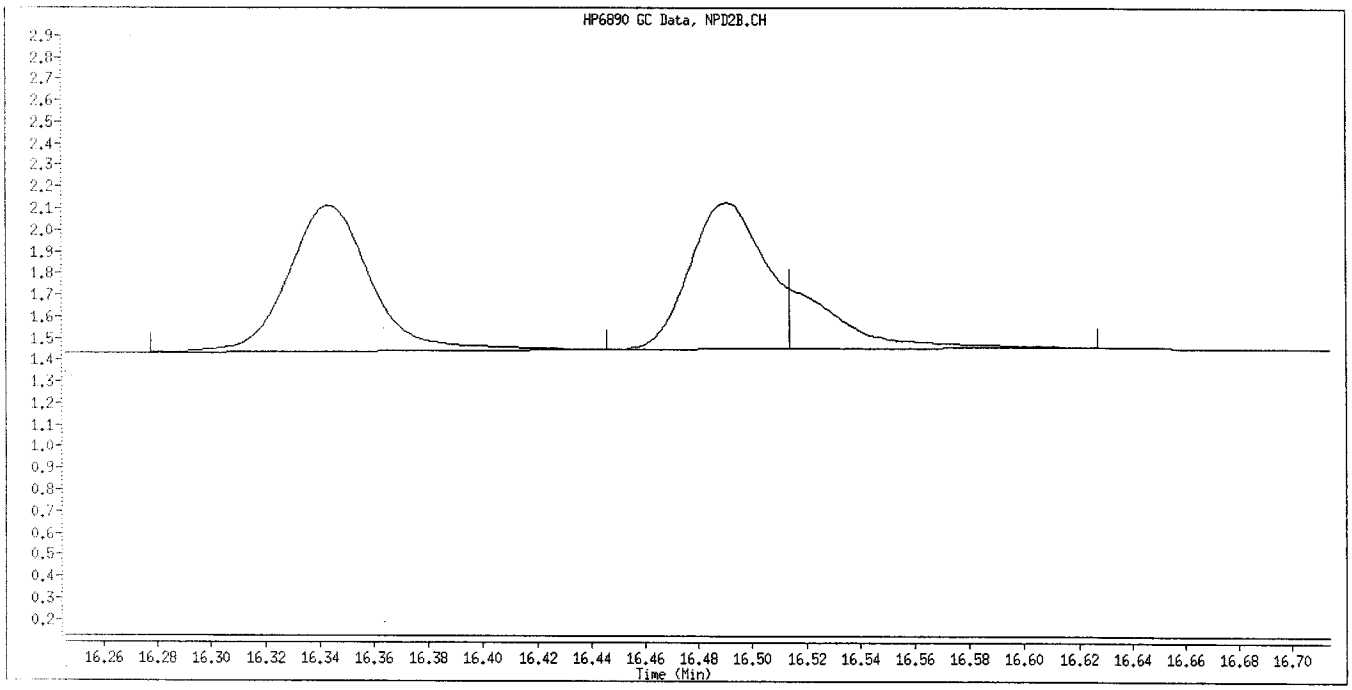

Manual Integration

Manually Integrated By: williamst
Manual Integration Reason: Baseline Event

7/1/09

Data File Name: 016F1601.D
Inj. Date and Time: 30-JUN-2009 23:58
Instrument ID: GC_D2.i
Client ID: OPP L5 GSV0635
Compound Name: Merphos-B (Merphos Oxone)
CAS #:
Report Date: 07/01/2009

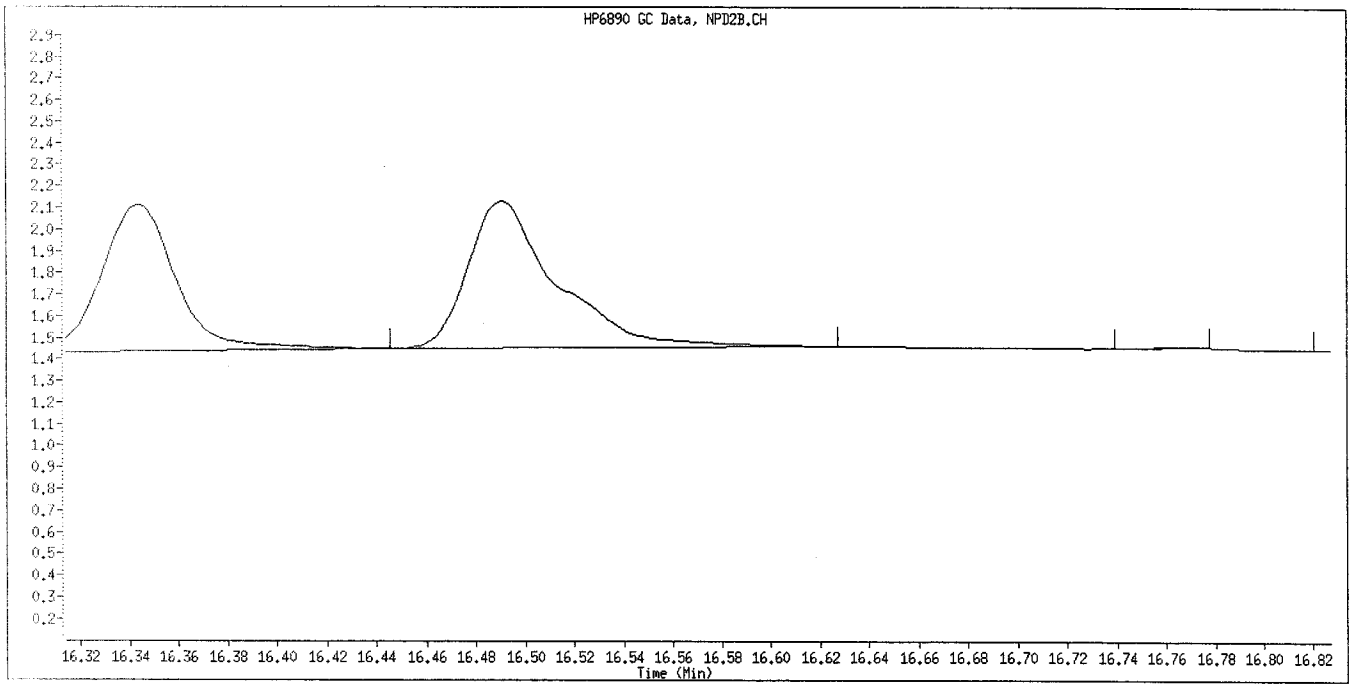

Original Integration

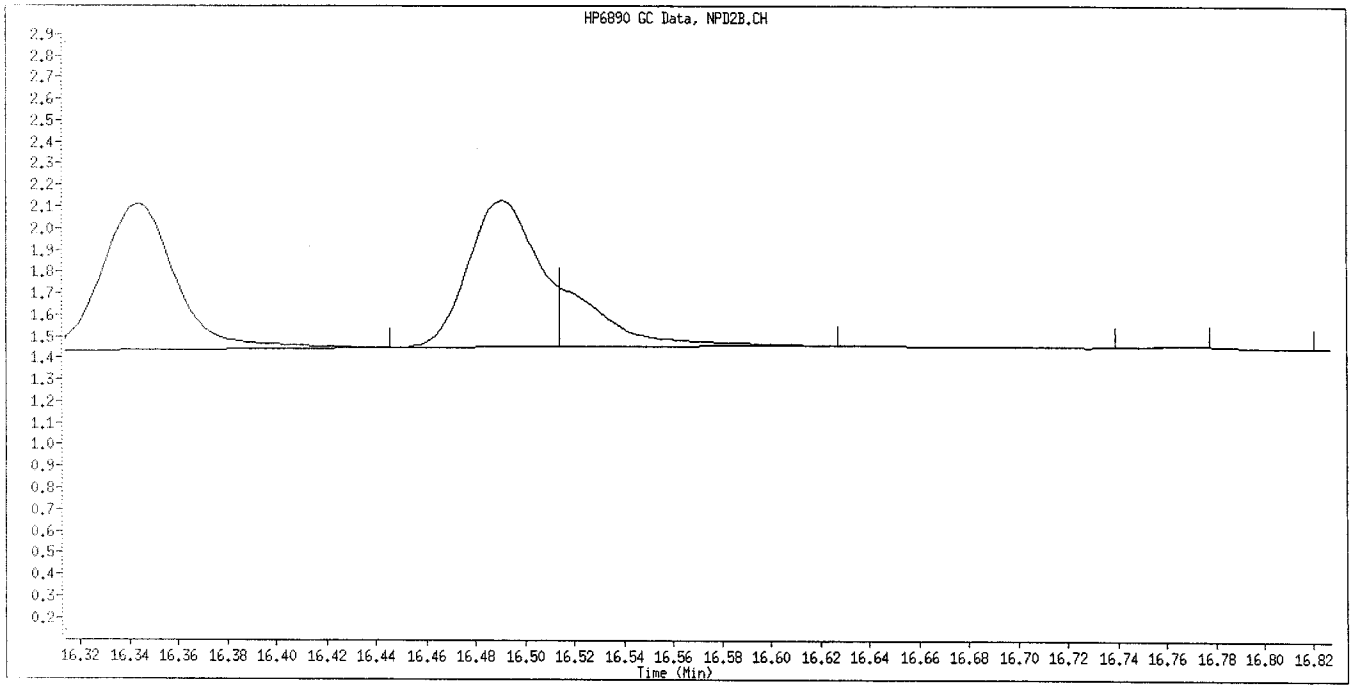

Manual Integration

Manually Integrated By: williamst
Manual Integration Reason: Baseline Event

7/1/09

Data File: \\DenSvr03\Public\chem\GCS\GC_D2.i\0630091.B/024F2401.D
Report Date: 07/01/2009

CONTINUING CALIBRATION COMPOUNDS
PERCENT DRIFT REPORT

Instrument ID: GC_D2.i
Lab File ID: 024F2401.D
Analysis Type: NONE

Injection Date: 01-JUL-2009 03:37
Lab Sample ID: OPP L5 GSV0635
Method File: \\DenSvr03\Public\chem\GCS\GC_D2.

	COMPOUND	EXPECTED CONC.	MEASURED CONC.	%D	MAX %D	
1	o,o,o-TEPT	3.0000	2.8238	5.9	15.0	
2	Dichlorvos	3.0000	2.6647	11.2	15.0	
3	Mevinphos	3.0000	2.6783	10.7	15.0	
4	Chlormefos	3.0000	3.0124	0.4	15.0	
5	Thionazin	3.0000	2.9851	0.5	15.0	
6	Demeton-O	0.9750	0.9365	3.9	15.0	
7	Ethoprop	3.0000	3.2757	9.2	15.0	
8	Naled	3.0000	2.6708	11.0	15.0	
9	Sulfotepp	3.0000	3.2408	8.0	15.0	
10	Phorate	3.0000	3.1880	6.3	15.0	
11	Dimethoate	3.0000	3.1315	4.4	15.0	
12	Demeton-S	2.0400	2.2708	11.3	15.0	
13	Simazine	3.0000	3.4613	15.4	15.0	<-
14	Atrazine	3.0000	3.4039	13.5	15.0	
15	propazine	3.0000	3.2361	7.9	15.0	
17	Disulfoton	3.0000	2.9931	0.2	15.0	
16	Diazinon	3.0000	3.1975	6.6	15.0	
18	Methyl Parathion	3.0000	3.1575	5.3	15.0	
19	Ronnel	3.0000	3.0628	2.1	15.0	
20	Malathion	3.0000	3.1102	3.7	15.0	
21	Fenthion	3.0000	3.1014	3.4	15.0	
22	Parathion	3.0000	3.1602	5.3	15.0	
23	Chlorpyrifos	3.0000	3.1772	5.9	15.0	
24	Trichloronate	3.0000	3.2378	7.9	15.0	
25	Anilazine	3.0000	2.4443	18.5	15.0	<-
148	Merphos-A (Merphos)	3.0000	3.2869	9.6	999.0	
26	Tetrachlorvinphos (Stirophos)	3.0000	2.6841	10.5	15.0	
28	Tokuthion	3.0000	3.2593	8.6	15.0	
149	Merphos-B (Merphos Oxone)	3.0000	3.6071	20.2	999.0	
29	Carbophenothion-methyl	3.0000	3.0811	2.7	15.0	
29	Fensulfothion	3.0000	2.8678	4.4	15.0	
30	Bolstar / Famphur	6.0000	6.0135	0.2	15.0	
32	Carbophenothion	3.0000	3.0327	1.1	15.0	
31	Triphenyl phosphate	3.0000	3.2408	8.0	15.0	
34	Phosmet	3.0000	2.8477	5.1	15.0	
32	EPN	3.0000	3.1699	5.7	15.0	
33	Azinphos-methyl	3.0000	2.7448	8.5	15.0	
35	Azinphos-ethyl	3.0000	2.9955	0.1	15.0	
36	Coumaphos	3.0000	2.9444	1.9	15.0	

Data File: \\DenSvr03\Public\chem\GCS\GC_D2.i\0630091.B/024F2401.D
Report Date: 07/01/2009

CONTINUING CALIBRATION COMPOUNDS
PERCENT DRIFT REPORT

Instrument ID: GC_D2.i
Lab File ID: 024F2401.D
Analysis Type: NONE

Injection Date: 01-JUL-2009 03:37
Lab Sample ID: OPP L5 GSV0635
Method File: \\DenSvr03\Public\chem\GCS\GC_D2.

COMPOUND	EXPECTED CONC.	MEASURED CONC.	%D	MAX %D
27 Merphos	3.0000	3.3705	12.4	15.0
40 Total Demeton	3.0000	3.2073	6.9	15.0

Average %D = 6.94

TestAmerica

Data file : \\DenSvr03\Public\chem\GCS\GC_D2.i\0630091.B\024F2401.D
Lab Smp Id: OPP L5 GSV0635 Client Smp ID: OPP L5 GSV0635
Inj Date : 01-JUL-2009 03:37
Operator : MPK/TLW Inst ID: GC_D2.i
Smp Info : OPP L5 GSV0635
Misc Info : IS - GSV0633-09
Comment :
Method : \\DenSvr03\Public\chem\GCS\GC_D2.i\0630091.B\8141A-1.m
Meth Date : 01-Jul-2009 08:29 GC_D2.i Quant Type: ISTD
Cal Date : 26-JUN-2009 21:13 Cal File: 009F0901.D
Als bottle: 24 Continuing Calibration Sample
Dil Factor: 1.00000
Integrator: Falcon Compound Sublist: 8141A.sub
Target Version: 4.14
Processing Host: DENPC075

	Compounds	RT	EXP RT	REL RT	RESPONSE	AMOUNTS CAL-AMT (ug/mL)	AMOUNTS ON-COL (ug/mL)
	1 o,o,o-TEPT	3.251	3.254	(0.182)	280156	3.00000	2.824
	2 Dichlorvos	4.068	4.074	(0.228)	164165	3.00000	2.665
	3 Mevinphos	5.733	5.739	(0.321)	90640	3.00000	2.678
$	4 Chlormefos	5.831	5.836	(0.327)	232400	3.00000	3.012
	5 Thionazin	7.503	7.507	(0.421)	210175	3.00000	2.985
	6 Demeton-O	7.643	7.649	(0.428)	62962	0.97500	0.9365
	7 Ethoprop	7.841	7.852	(0.439)	202108	3.00000	3.276
	8 Naled	8.051	8.057	(0.451)	41340	3.00000	2.671
*	9 Tributylphosphate	8.096	8.135	(1.000)	143482	2.00000	
	10 Sulfotepp	8.436	8.442	(0.473)	284003	3.00000	3.241
	11 Phorate	8.528	8.532	(0.478)	203704	3.00000	3.188
	12 Dimethoate	8.651	8.659	(0.485)	232442	3.00000	3.132
	13 Demeton-S	8.831	8.846	(0.495)	122223	2.04000	2.271
	14 Simazine	8.916	8.924	(0.500)	87084	3.00000	3.461
	15 Atrazine	9.085	9.094	(0.509)	97969	3.00000	3.404
	16 propazine	9.231	9.241	(0.517)	85940	3.00000	3.236
	17 Disulfoton	9.865	9.869	(0.553)	129070	3.00000	2.993
	18 Diazinon	9.896	9.902	(0.555)	219468	3.00000	3.197
	19 Methyl Parathion	10.713	10.717	(0.600)	137447	3.00000	3.158
	20 Ronnel	11.236	11.241	(0.630)	137816	3.00000	3.063
	21 Malathion	11.796	11.804	(0.661)	126982	3.00000	3.110
	22 Fenthion	11.928	11.932	(0.668)	137234	3.00000	3.101
	23 Parathion	12.016	12.019	(0.673)	148823	3.00000	3.160
	24 Chlorpyrifos	12.065	12.067	(0.676)	181021	3.00000	3.177
	25 Trichloronate	12.491	12.496	(0.700)	164874	3.00000	3.238
	26 Anilazine	12.815	12.817	(0.718)	10791	3.00000	2.444
	27 Merphos-A (Merphos)	13.193	13.199	(0.739)	139645	3.00000	3.287
	28 Tetrachlorvinphos (Stirophos)	13.813	13.824	(0.774)	75789	3.00000	2.684
	29 Tokuthion	14.445	14.449	(0.810)	159099	3.00000	3.259
	30 Merphos-B (Merphos Oxone)	14.643	14.651	(0.821)	41206	3.00000	3.607
	31 Carbophenothion-methyl	15.233	15.239	(0.854)	115068	3.00000	3.081
	32 Fensulfothion	15.358	15.361	(0.861)	115955	3.00000	2.868
	33 Bolstar / Famphur	16.050	16.053	(0.899)	280827	6.00000	6.014

	Compounds	RT	EXP RT	REL RT	RESPONSE	AMOUNTS CAL-AMT (ug/mL)	AMOUNTS ON-COL (ug/mL)
	34 Carbophenothion	16.193	16.197	(0.908)	142081	3.00000	3.033
$	35 Triphenyl phosphate	16.708	16.712	(0.936)	115380	3.00000	3.241(A)
	36 Phosmet	16.961	16.963	(0.951)	114194	3.00000	2.848
	37 EPN	17.148	17.151	(0.961)	122463	3.00000	3.170
	38 Azinphos-methyl	17.478	17.480	(0.980)	117285	3.00000	2.745
*	39 TOCP	17.843	17.846	(1.000)	70419	2.00000	
	40 Azinphos-ethyl	17.923	17.926	(1.004)	139898	3.00000	2.996
	41 Coumaphos	18.365	18.366	(1.029)	101476	3.00000	2.944
S	42 Merphos				180851	3.00000	3.370
M	43 Total Demeton				185185	3.00000	3.207

QC Flag Legend

A - Target compound detected but, quantitated amount exceeded maximum amount.

TestAmerica

INTERNAL STANDARD COMPOUNDS
AREA AND RT SUMMARY

Instrument ID: GC_D2.i
Lab File ID: 024F2401.D
Lab Smp Id: OPP L5 GSV0635
Analysis Type: SV
Quant Type: ISTD
Operator: MPK/TLW
Method File: \\DenSvr03\Public\chem\GCS\GC_D2.i\0630091.B\8141A-1.m
Misc Info: IS - GSV0633-09

Calibration Date: 30-JUN-2009
Calibration Time: 23:58
Client Smp ID: OPP L5 GSV0635
Level:
Sample Type:

COMPOUND	STANDARD	AREA LIMIT LOWER	AREA LIMIT UPPER	SAMPLE	%DIFF
9 Tributylphosphate	131201	65601	262402	143482	9.36
39 TOCP	70963	35482	141926	70419	-0.77

COMPOUND	STANDARD	RT LIMIT LOWER	RT LIMIT UPPER	SAMPLE	%DIFF
9 Tributylphosphate	8.10	7.60	8.60	8.10	0.02
39 TOCP	17.84	17.34	18.34	17.84	-0.00

AREA UPPER LIMIT = +100% of internal standard area.
AREA LOWER LIMIT = - 50% of internal standard area.
RT UPPER LIMIT = + 0.50 minutes of internal standard RT.
RT LOWER LIMIT = - 0.50 minutes of internal standard RT.



Data File: \\DenSvr03\Public\chem\GCS\GC_D2,i\0630091,B\024F2401,D
Date : 01-JUL-2009 03:37
Client ID: OPP L5 GSV0635
Sample Info: OPP L5 GSV0635
Column phase: RTx-1MS

Instrument: GC_D2,i
Operator: MPK/TLW
Column diameter: 0.32

Data File: \\DenSvr03\Public\chem\GCS\GC_D2.i\0630092.B/024F2401.D
Report Date: 07/01/2009

CONTINUING CALIBRATION COMPOUNDS
PERCENT DRIFT REPORT

Instrument ID: GC_D2.i
Lab File ID: 024F2401.D
Analysis Type: NONE

Injection Date: 01-JUL-2009 03:37
Lab Sample ID: OPP L5 GSV0635
Method File: \\DenSvr03\Public\chem\GCS\GC_D2.

	COMPOUND	EXPECTED CONC.	MEASURED CONC.	%D	MAX %D
1	o,o,o-TEPT	3.0000	2.9074	3.1	15.0
2	Dichlorvos	3.0000	2.9194	2.7	15.0
3	Chlormefos	3.0000	3.2045	6.8	15.0
4	Mevinphos	3.0000	3.1521	5.1	15.0
5	Demeton-O	0.9750	1.0170	4.3	15.0
6	Thionazin	3.0000	3.0797	2.7	15.0
7	Ethoprop	3.0000	2.9643	1.2	15.0
8	Phorate	3.0000	3.2740	9.1	15.0
10	Naled	3.0000	2.7022	9.9	15.0
146	Sulfotepp	3.0000	3.0983	3.3	15.0
10	Simazine	3.0000	3.0104	0.3	15.0
12	Diazinon	3.0000	3.0986	3.3	15.0
150	Atrazine	3.0000	2.8489	5.0	15.0
13	Propazine	3.0000	2.9660	1.1	15.0
14	Disulfoton	3.0000	3.2392	8.0	15.0
15	Demeton-S	2.0400	2.2807	11.8	15.0
16	Dimethoate	3.0000	2.6773	10.8	15.0
17	Ronnel	3.0000	2.8706	4.3	15.0
148	Merphos-A (Merphos)	3.0000	3.0536	1.8	999.0
18	Chlorpyrifos	3.0000	3.2230	7.4	15.0
19	Fenthion	3.0000	3.0566	1.9	15.0
20	Trichloronate	3.0000	3.0477	1.6	15.0
21	Anilazine	3.0000	2.7239	9.2	15.0
23	Methyl Parathion	3.0000	2.9473	1.8	15.0
24	Malathion	3.0000	3.1918	6.4	15.0
25	Tokuthion	3.0000	3.1879	6.3	15.0
26	Parathion	3.0000	3.2449	8.2	15.0
149	Merphos-B (Merphos Oxone)	3.0000	3.4902	16.3	999.0
27	Tetrachlorvinphos (stirophos)	3.0000	2.7179	9.4	15.0
28	Carbophenothion methyl	3.0000	3.1041	3.5	15.0
28	Bolstar	3.0000	3.2995	10.0	15.0
30	Carbophenothion	3.0000	3.4309	14.4	15.0
29	Triphenyl phosphate	3.0000	3.1604	5.3	15.0
30	Fensulfothion	3.0000	2.7651	7.8	15.0
35	Phosmet / EPN	6.0000	5.8050	3.2	15.0
33	Famphur	3.0000	2.9974	0.1	15.0
34	Azinphos-methyl	3.0000	2.8003	6.7	15.0
35	Azinphos-ethyl	3.0000	2.8809	4.0	15.0
36	Coumaphos	3.0000	3.0953	3.2	15.0

Data File: \\DenSvr03\Public\chem\GCS\GC_D2.i\0630092.B/024F2401.D
Report Date: 07/01/2009

CONTINUING CALIBRATION COMPOUNDS
PERCENT DRIFT REPORT

Instrument ID: GC_D2.i
Lab File ID: 024F2401.D
Analysis Type: NONE

Injection Date: 01-JUL-2009 03:37
Lab Sample ID: OPP L5 GSV0635
Method File: \\DenSvr03\Public\chem\GCS\GC_D2.

COMPOUND	EXPECTED CONC.	MEASURED CONC.	%D	MAX %D
22 Merphos	3.0000	3.3606	12.0	15.0
40 Total Demeton	3.0000	3.2977	9.9	15.0

Average %D = 5.93

TestAmerica

Data file : \\DenSvr03\Public\chem\GCS\GC_D2.i\0630092.B\024F2401.D
Lab Smp Id: OPP L5 GSV0635 Client Smp ID: OPP L5 GSV0635
Inj Date : 01-JUL-2009 03:37
Operator : MPK/TLW Inst ID: GC_D2.i
Smp Info : OPP L5 GSV0635
Misc Info :
Comment :
Method : \\DenSvr03\Public\chem\GCS\GC_D2.i\0630092.B\8141A-2.m
Meth Date : 01-Jul-2009 09:38 GC_D2.i Quant Type: ISTD
Cal Date : 26-JUN-2009 21:13 Cal File: 009F0901.D
Als bottle: 24 Continuing Calibration Sample
Dil Factor: 1.00000
Integrator: Falcon Compound Sublist: 8141A.sub
Target Version: 4.14
Processing Host: DENPC075

	Compounds	RT	EXP RT	REL RT	RESPONSE	AMOUNTS CAL-AMT (ug/mL)	AMOUNTS ON-COL (ug/mL)
1	o,o,o-TEPT	4.725	4.731	(0.251)	246594	3.00000	2.907
2	Dichlorvos	6.542	6.546	(0.348)	193343	3.00000	2.919
3	Chlormefos	7.380	7.384	(0.392)	213639	3.00000	3.204
4	Mevinphos	9.230	9.234	(0.491)	140621	3.00000	3.152
5	Demeton-O	9.732	9.734	(0.517)	43233	0.97500	1.017
6	Thionazin	9.980	9.984	(0.530)	205459	3.00000	3.080
7	Ethoprop	10.495	10.499	(0.558)	147770	3.00000	2.964
8	Phorate	10.533	10.539	(0.560)	189264	3.00000	3.274
9	Naled	10.935	10.939	(0.581)	39158	3.00000	2.702
10	Sulfotepp	11.013	11.017	(0.585)	270128	3.00000	3.098(A)
* 11	Tributylphosphate	11.107	11.116	(1.000)	122787	2.00000	
12	Simazine	11.395	11.399	(0.606)	37591	3.00000	3.010(A)
13	Diazinon	11.537	11.541	(0.613)	145368	3.00000	3.099
14	Atrazine	11.578	11.584	(0.615)	71541	3.00000	2.849(A)
15	Propazine	11.742	11.747	(0.624)	64875	3.00000	2.966
16	Disulfoton	12.045	12.049	(0.640)	148939	3.00000	3.239
17	Demeton-S	12.120	12.124	(0.644)	125308	2.04000	2.281
18	Dimethoate	13.278	13.282	(0.706)	164985	3.00000	2.677
19	Ronnel	13.583	13.587	(0.722)	119069	3.00000	2.870
20	Merphos-A (Merphos)	13.685	13.689	(1.232)	135866	3.00000	3.054(A)
21	Chlorpyrifos	14.405	14.409	(0.766)	135597	3.00000	3.223
22	Fenthion	14.658	14.662	(0.779)	119271	3.00000	3.056
23	Trichloronate	14.703	14.711	(0.782)	167728	3.00000	3.048
24	Anilazine	15.212	15.216	(0.809)	9809	3.00000	2.724
25	Methyl Parathion	15.515	15.519	(0.825)	124160	3.00000	2.947(A)
26	Malathion	15.722	15.724	(0.836)	125963	3.00000	3.192
27	Tokuthion	16.343	16.344	(0.869)	147305	3.00000	3.188
28	Parathion	16.490	16.494	(0.877)	134701	3.00000	3.245(M)
29	Merphos-B (Merphos Oxone)	16.513	16.517	(1.487)	47785	3.00000	3.490(AM)
30	Tetrachlorvinphos (stirophos)	16.973	16.977	(0.902)	72983	3.00000	2.718
31	Carbophenothion methyl	17.078	17.082	(0.908)	119473	3.00000	3.104
32	Bolstar	17.438	17.440	(0.927)	133769	3.00000	3.299
33	Carbophenothion	17.520	17.524	(0.931)	136777	3.00000	3.431(A)

		Compounds	RT	EXP RT	REL RT	RESPONSE	AMOUNTS CAL-AMT (ug/mL)	AMOUNTS ON-COL (ug/mL)
$	34	Triphenyl phosphate	18.278	18.281	(0.972)	103390	3.00000	3.160
	35	Fensulfothion	18.557	18.559	(0.986)	83057	3.00000	2.765
*	36	TOCP	18.813	18.816	(1.000)	65573	2.00000	
	37	Phosmet / EPN	18.907	18.909	(1.005)	194121	6.00000	5.805(A)
	38	Famphur	19.007	19.011	(1.010)	128912	3.00000	2.997
	39	Azinphos-methyl	19.143	19.147	(1.018)	110175	3.00000	2.800
	40	Azinphos-ethyl	19.362	19.366	(1.029)	107950	3.00000	2.881
	41	Coumaphos	20.343	20.347	(1.081)	89174	3.00000	3.095
S	42	Merphos				183651	3.00000	3.360(A)
M	43	Total Demeton				168541	3.00000	3.298

QC Flag Legend

A - Target compound detected but, quantitated amount exceeded maximum amount.
M - Compound response manually integrated.

TestAmerica

INTERNAL STANDARD COMPOUNDS
AREA AND RT SUMMARY

Instrument ID: GC_D2.i
Lab File ID: 024F2401.D
Lab Smp Id: OPP L5 GSV0635
Analysis Type: SV
Quant Type: ISTD
Operator: MPK/TLW
Method File: \\DenSvr03\Public\chem\GCS\GC_D2.i\0630092.B\8141A-2.m
Misc Info:

Calibration Date: 30-JUN-2009
Calibration Time: 23:58
Client Smp ID: OPP L5 GSV0635
Level:
Sample Type:

COMPOUND	STANDARD	AREA LIMIT LOWER	AREA LIMIT UPPER	SAMPLE	%DIFF
11 Tributylphosphate	119701	59851	239402	122787	2.58
36 TOCP	68687	34344	137374	65573	-4.53

COMPOUND	STANDARD	RT LIMIT LOWER	RT LIMIT UPPER	SAMPLE	%DIFF
11 Tributylphosphate	11.11	10.61	11.61	11.11	-0.00
36 TOCP	18.81	18.31	19.31	18.81	-0.00

AREA UPPER LIMIT = +100% of internal standard area.
AREA LOWER LIMIT = - 50% of internal standard area.
RT UPPER LIMIT = + 0.50 minutes of internal standard RT.
RT LOWER LIMIT = - 0.50 minutes of internal standard RT.

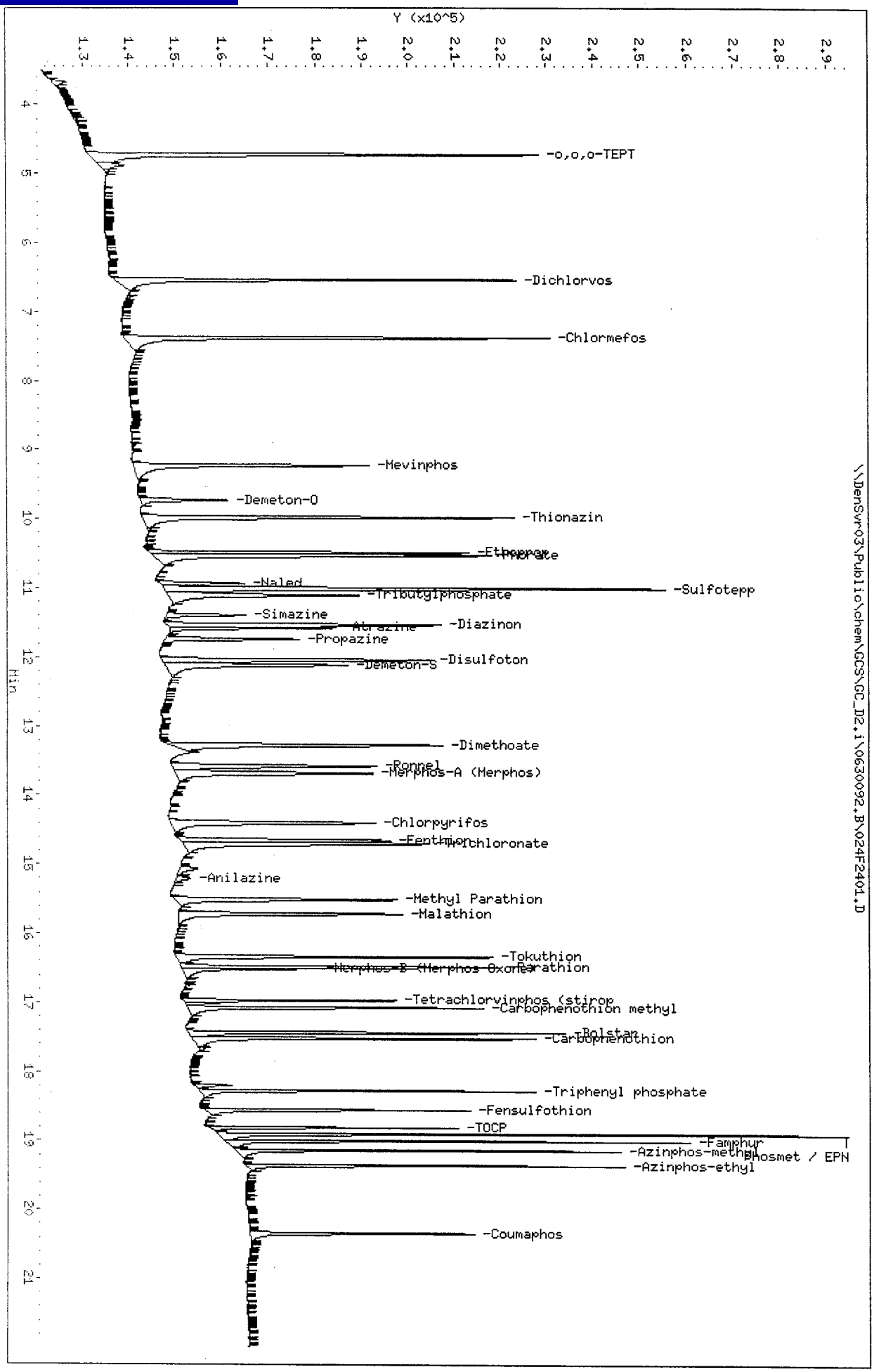

Data File: \\DenSvr03\Public\chem\GCS\GC_D2,i\0630092,B\024F2401,D
Date : 01-JUL-2009 03:37
Client ID: OPP L5 GSV0635
Sample Info: OPP L5 GSV0635
Column phase: RTx-OPPest

Instrument: GC_D2,i
Operator: MPK/TLW
Column diameter: 0.32

Data File Name: 024F2401.D
Inj. Date and Time: 01-JUL-2009 03:37
Instrument ID: GC_D2.i
Client ID: OPP L5 GSV0635
Compound Name: Parathion
CAS #:

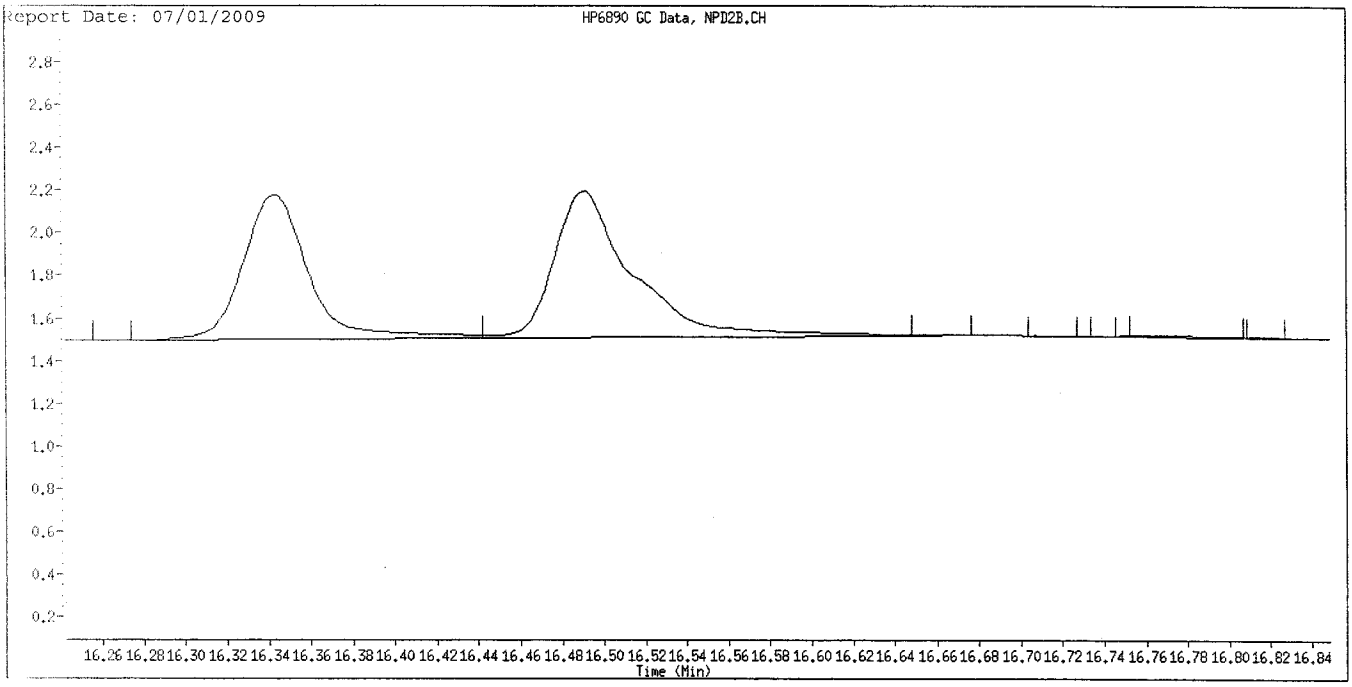

Original Integration

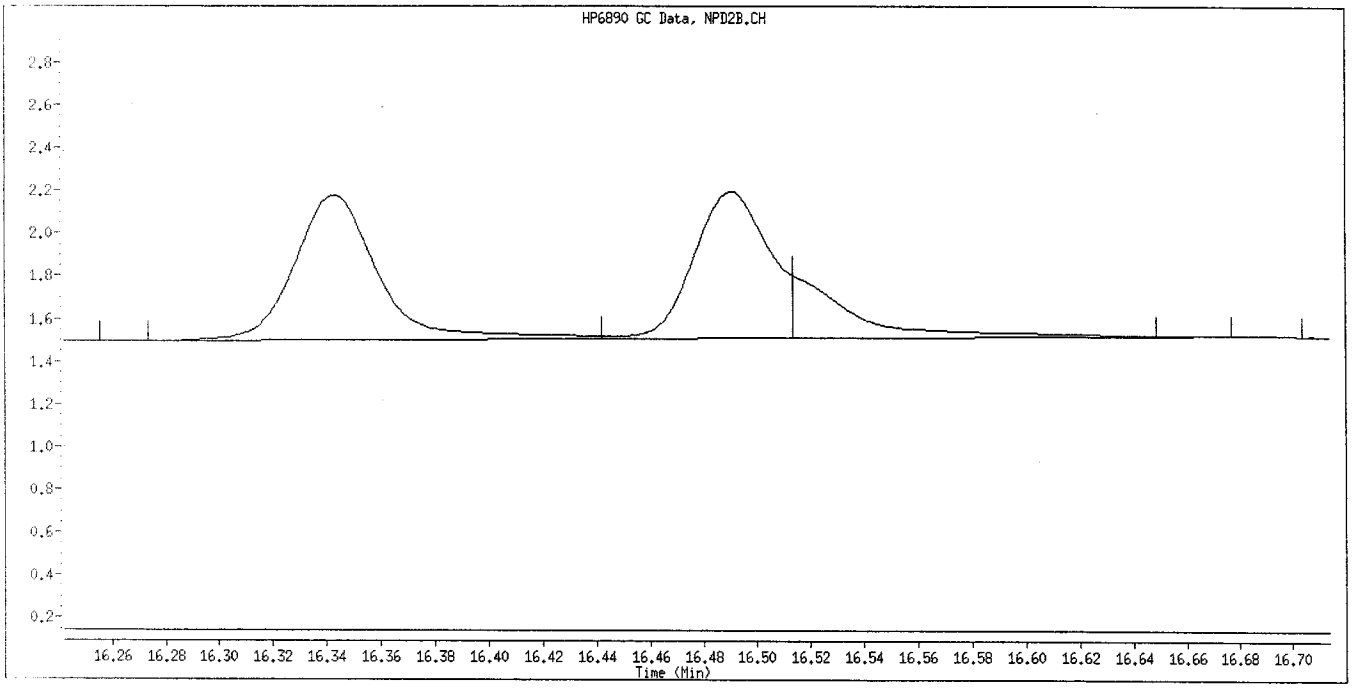

Manual Integration

Manually Integrated By: williamst
Manual Integration Reason: Baseline Event

7/1/09

Data File Name: 024P2401.D
Inj. Date and Time: 01-JUL-2009 03:37
Instrument ID: GC_D2.i
Client ID: OPP L5 GSV0635
Compound Name: Merphos-B (Merphos Oxone)
CAS #:
Report Date: 07/01/2009

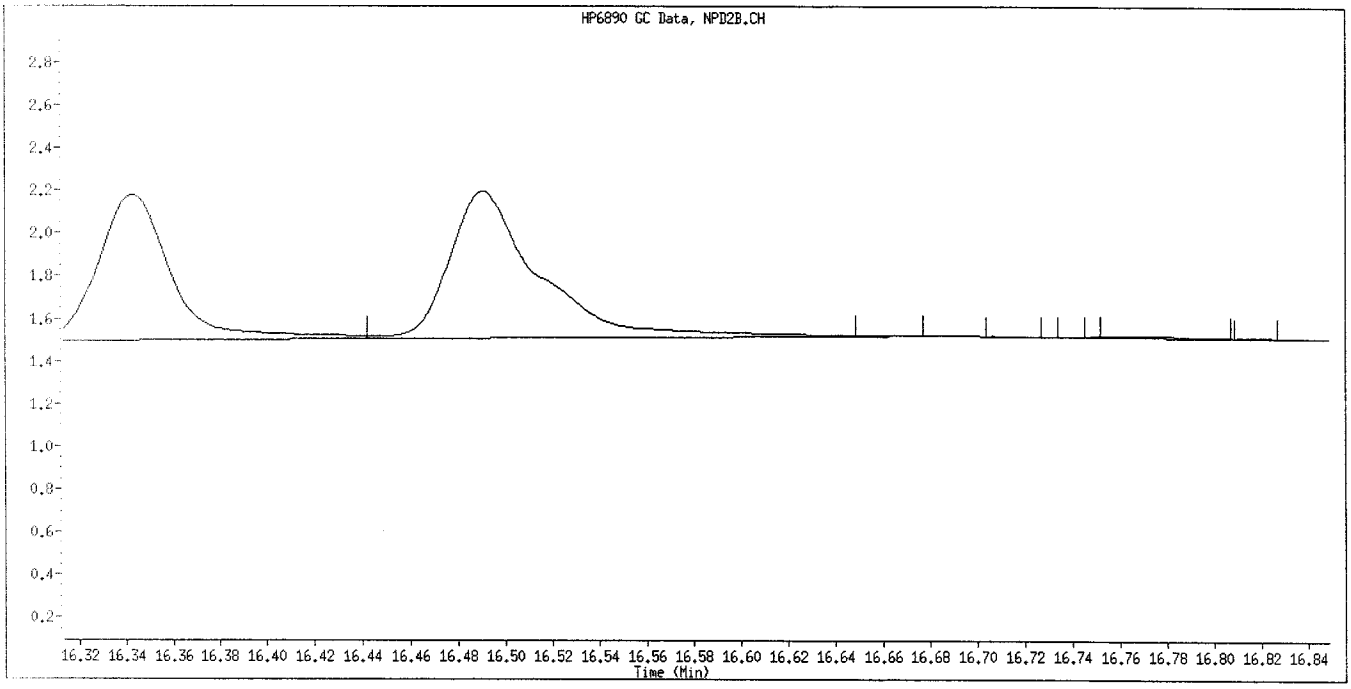

Original Integration

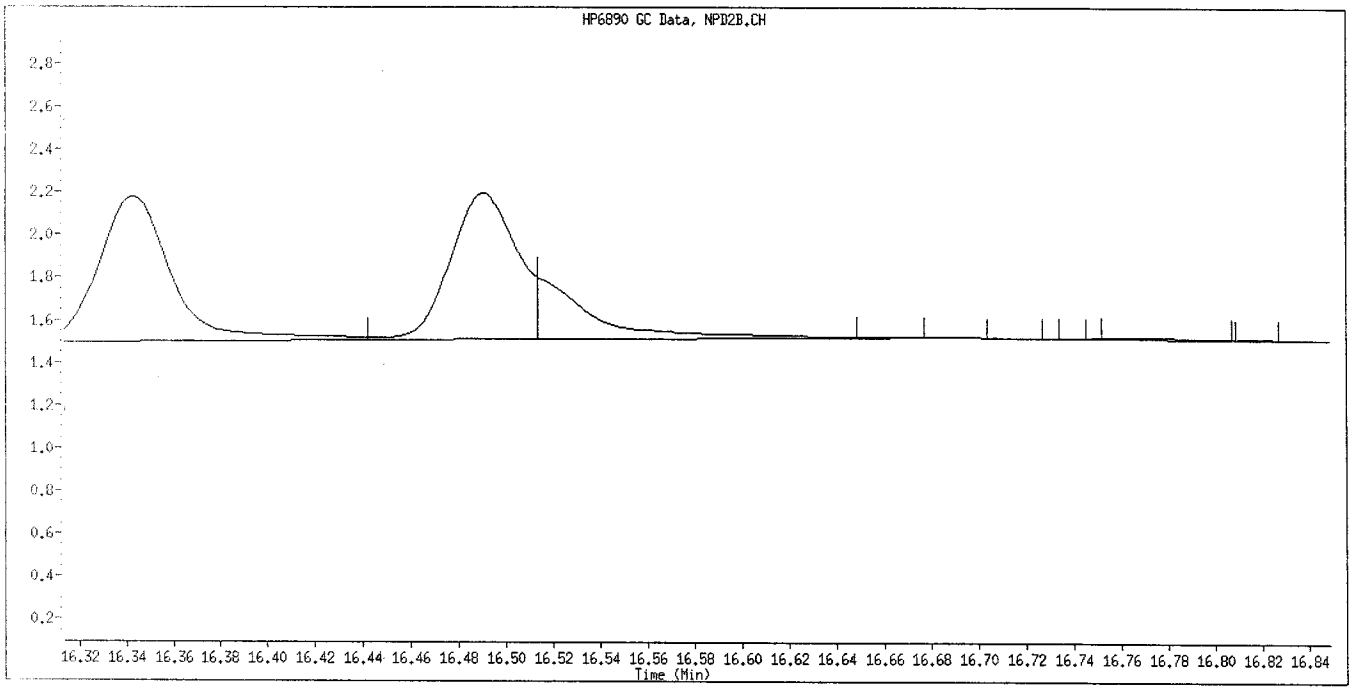

Manual Integration

Manually Integrated By: williamst
Manual Integration Reason: Baseline Event

7/1/09

GC SEMIVOLATILE SAMPLE DATA

TestAmerica

THE LEADER IN ENVIRONMENTAL TESTING

TestAmerica

Data file : \\DenSvr03\Public\chem\GCS\GC_D2.i\0630091.B\004F0401.D
Lab Smp Id: LE2931AA Client Smp ID: BLANK
Inj Date : 30-JUN-2009 18:30
Operator : MPK/TLW Inst ID: GC_D2.i
Smp Info : ~~LE2931AA,MB~~ LE2961AA,MB
Misc Info : IS - GSV0633-09
Comment :
Method : \\DenSvr03\Public\chem\GCS\GC_D2.i\0630091.B\8141A-1.m
Meth Date : 01-Jul-2009 08:30 GC_D2.i Quant Type: ISTD
Cal Date : 26-JUN-2009 21:13 Cal File: 009F0901.D
Als bottle: 4 QC Sample: BLANK
Dil Factor: 1.00000
Integrator: Falcon Compound Sublist: 8141A.sub
Target Version: 4.14
Processing Host: DENPC075

Concentration Formula: Amt * DF * Vf / Vs * CpndVariable

Name	Value	Description
DF	1.000	Dilution Factor
Vf	2000.000	Final Extract Volume (uL)
Vs	1000.000	Volume of Sample extracted (mL)
Cpnd Variable		Local Compound Variable

	Compounds	RT	EXP RT	REL RT	RESPONSE	CONCENTRATIONS ON-COLUMN (ug/mL)	CONCENTRATIONS FINAL (ug/L)
1	o,o,o-TEPT	Compound Not Detected.					
2	Dichlorvos	Compound Not Detected.					
3	Mevinphos	Compound Not Detected.					
$ 4	Chlormefos	5.833	5.836	(0.327)	49022	0.58407	1.168
5	Thionazin	Compound Not Detected.					
6	Demeton-O	Compound Not Detected.					
7	Ethoprop	Compound Not Detected.					
8	Naled	8.016	8.057	(0.449)	89	0.19755	0.3951
* 9	Tributylphosphate	8.103	8.135	(1.000)	96807	2.00000	
10	Sulfotepp	Compound Not Detected.					
11	Phorate	Compound Not Detected.					
12	Dimethoate	Compound Not Detected.					
13	Demeton-S	Compound Not Detected.					
14	Simazine	Compound Not Detected.					
15	Atrazine	Compound Not Detected.					
16	propazine	Compound Not Detected.					
17	Disulfoton	Compound Not Detected.					
18	Diazinon	Compound Not Detected.					
19	Methyl Parathion	Compound Not Detected.					
20	Ronnel	Compound Not Detected.					
21	Malathion	Compound Not Detected.					
22	Fenthion	Compound Not Detected.					

	Compounds	RT	EXP RT	REL RT	RESPONSE	CONCENTRATIONS ON-COLUMN (ug/mL)	CONCENTRATIONS FINAL (ug/L)
23	Parathion	Compound Not Detected.					
24	Chlorpyrifos	12.063	12.067	(0.676)	162	0.00261	0.005227(a)
25	Trichloronate	Compound Not Detected.					
26	Anilazine	Compound Not Detected.					
27	Merphos-A (Merphos)	13.203	13.199	(0.740)	53	0.00115	0.002293
28	Tetrachlorvinphos (Stirophos)	13.829	13.824	(0.775)	279	0.00908	0.01816
29	Tokuthion	Compound Not Detected.					
30	Merphos-B (Merphos Oxone)	14.686	14.651	(0.823)	92	0.02825	0.05649
31	Carbophenothion-methyl	Compound Not Detected.					
32	Fensulfothion	Compound Not Detected.					
33	Bolstar / Famphur	Compound Not Detected.					
34	Carbophenothion	Compound Not Detected.					
$ 35	Triphenyl phosphate	16.713	16.712	(0.937)	25396	0.65567	1.311
36	Phosmet	Compound Not Detected.					
37	EPN	Compound Not Detected.					
38	Azinphos-methyl	Compound Not Detected.					
* 39	TOCP	17.844	17.846	(1.000)	76610	2.00000	
40	Azinphos-ethyl	Compound Not Detected.					
41	Coumaphos	Compound Not Detected.					
S 42	Merphos				145	0.00248	0.004968
M 43	Total Demeton	Compound Not Detected.					

QC Flag Legend

a - Target compound detected but, quantitated amount Below Limit Of Quantitation(BLOQ).

TestAmerica

INTERNAL STANDARD COMPOUNDS
AREA AND RT SUMMARY

Instrument ID: GC_D2.i
Lab File ID: 004F0401.D
Lab Smp Id: LE2931AA
Analysis Type: SV
Quant Type: ISTD
Operator: MPK/TLW
Method File: \\DenSvr03\Public\chem\GCS\GC_D2.i\0630091.B\8141A-1.m
Misc Info: IS - GSV0633-09

Calibration Date: 30-JUN-2009
Calibration Time: 18:02
Client Smp ID: BLANK
Level: LOW
Sample Type: WATER

COMPOUND	STANDARD	AREA LIMIT LOWER	AREA LIMIT UPPER	SAMPLE	%DIFF
9 Tributylphosphate	147633	73817	295266	96807	-34.43
39 TOCP	85631	42816	171262	76610	-10.53

COMPOUND	STANDARD	RT LIMIT LOWER	RT LIMIT UPPER	SAMPLE	%DIFF
9 Tributylphosphate	8.10	7.60	8.60	8.10	0.08
39 TOCP	17.85	17.35	18.35	17.84	-0.00

AREA UPPER LIMIT = +100% of internal standard area.
AREA LOWER LIMIT = - 50% of internal standard area.
RT UPPER LIMIT = + 0.50 minutes of internal standard RT.
RT LOWER LIMIT = - 0.50 minutes of internal standard RT.

TestAmerica

RECOVERY REPORT

Client Name: Client SDG: D9F170000
Sample Matrix: LIQUID Fraction: SV
Lab Smp Id: LE2931AA Client Smp ID: BLANK
Level: LOW Operator: MPK/TLW
Data Type: GC DATA SampleType: BLANK
SpikeList File: fullDFCwater.spk Quant Type: ISTD
Sublist File: 8141A.sub
Method File: \\DenSvr03\Public\chem\GCS\GC_D2.i\0630091.B\8141A-1.m
Misc Info: IS - GSV0633-09

SURROGATE COMPOUND	CONC ADDED ug/L	CONC RECOVERED ug/L	% RECOVERED	LIMITS
$ 4 Chlormefos	2.000	1.168	58.41	48-114
$ 35 Triphenyl phosphat	2.000	1.311	65.57	50-150

Data File: \\DenSvr03\Public\chem\GCS\GC_D2.i\0630091.B\004F0401.D

Date : 30-JUN-2009 18:30

Client ID: BLANK

Instrument: GC_D2.i

Sample Info: LE2931AA,MB

Operator: MPK/TLW

Column phase: RTx-1MS

Column diameter: 0.32

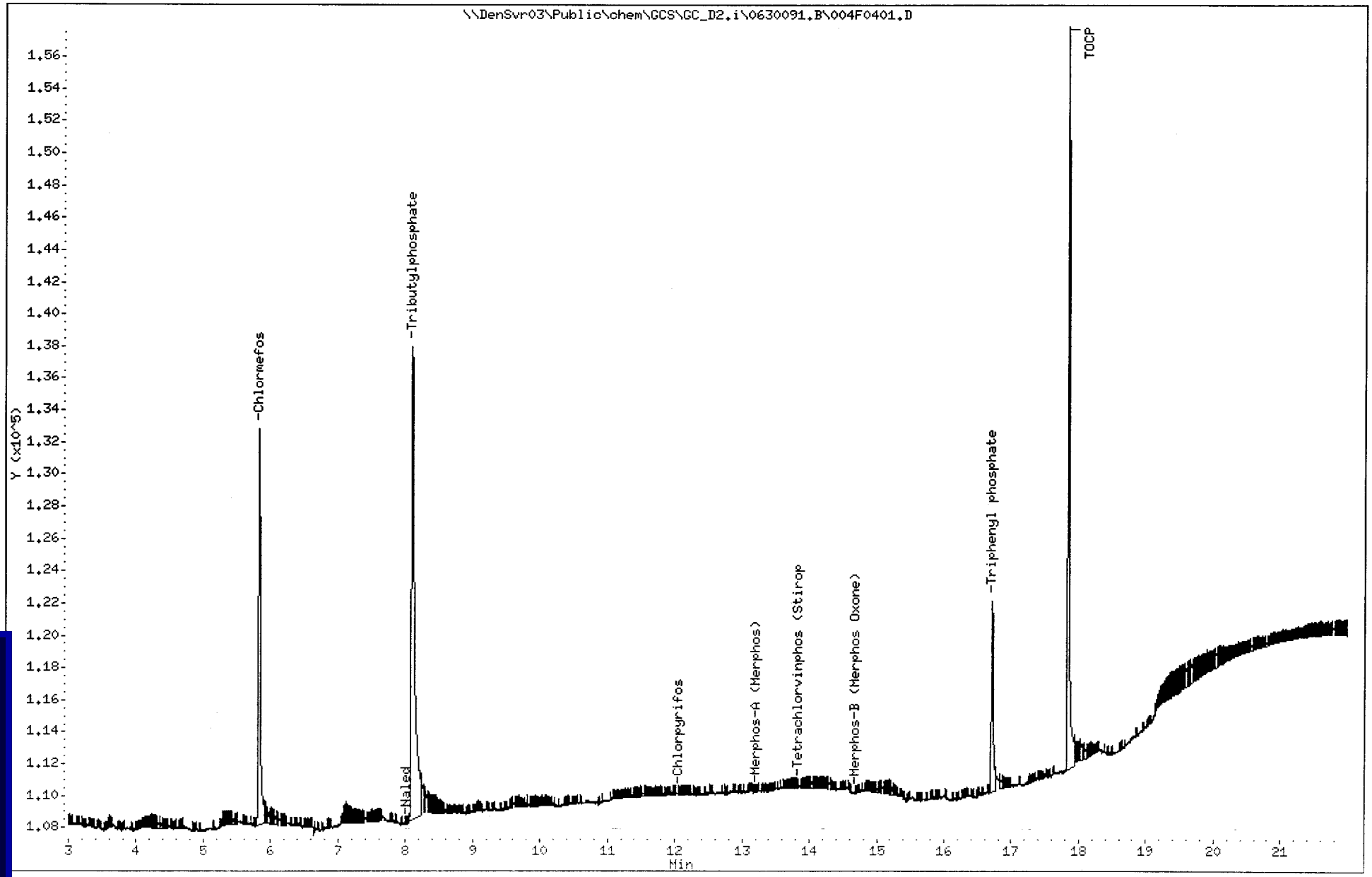

Table of Contents

TestAmerica

Data file : \\DenSvr03\Public\chem\GCS\GC_D2.i\0630092.B\004F0401.D
Lab Smp Id: LE2931AA Client Smp ID: BLANK
Inj Date : 30-JUN-2009 18:30
Operator : MPK/TLW Inst ID: GC_D2.i
Smp Info : LE2931AA,MB
Misc Info :
Comment :
Method : \\DenSvr03\Public\chem\GCS\GC_D2.i\0630092.B\8141A-2.m
Meth Date : 01-Jul-2009 08:32 GC_D2.i Quant Type: ISTD
Cal Date : 26-JUN-2009 21:13 Cal File: 009F0901.D
Als bottle: 4 QC Sample: BLANK
Dil Factor: 1.00000
Integrator: Falcon Compound Sublist: 8141A.sub
Target Version: 4.14
Processing Host: DENPC075

Concentration Formula: Amt * DF * Vf / Vs * CpndVariable

Name	Value	Description
DF	1.000	Dilution Factor
Vf	2000.000	Final Extract Volume (uL)
Vs	1000.000	Volume of Sample Extracted (mL)
Cpnd Variable		Local Compound Variable

	Compounds	RT	EXP RT	REL RT	RESPONSE	CONCENTRATIONS ON-COLUMN (ug/mL)	CONCENTRATIONS FINAL (ug/L)
1	o,o,o-TEPT	Compound Not Detected.					
2	Dichlorvos	Compound Not Detected.					
$ 3	Chlormefos	7.380	7.384	(0.392)	52155	0.72890	1.458
4	Mevinphos	Compound Not Detected.					
5	Demeton-O	Compound Not Detected.					
6	Thionazin	Compound Not Detected.					
7	Ethoprop	Compound Not Detected.					
8	Phorate	Compound Not Detected.					
9	Naled	10.958	10.939	(0.582)	70	0.27278	0.5456
10	Sulfotepp	Compound Not Detected.					
* 11	Tributylphosphate	11.110	11.116	(1.000)	100426	2.00000	
12	Simazine	Compound Not Detected.					
13	Diazinon	Compound Not Detected.					
14	Atrazine	11.596	11.584	(0.616)	89	0.23544	0.4709(aA)
15	Propazine	Compound Not Detected.					
16	Disulfoton	Compound Not Detected.					
17	Demeton-S	12.111	12.124	(0.644)	72	0.12024	0.2405
18	Dimethoate	Compound Not Detected.					
19	Ronnel	Compound Not Detected.					
20	Merphos-A (Merphos)	13.703	13.689	(1.233)	102	0.00280	0.005606(aA)
21	Chlorpyrifos	Compound Not Detected.					
22	Fenthion	Compound Not Detected.					

						CONCENTRATIONS ON-COLUMN (ug/mL)	CONCENTRATIONS FINAL (ug/L)
	Compounds	RT	EXP RT	REL RT	RESPONSE		
	23 Trichloronate	14.711	14.711	(0.782)	75	0.10648	0.2130
	24 Anilazine	Compound Not Detected.					
	25 Methyl Parathion	Compound Not Detected.					
	26 Malathion	15.718	15.724	(0.835)	64	0.00151	0.003022(a)
	27 Tokuthion	Compound Not Detected.					
	28 Parathion	16.448	16.494	(0.874)	70	0.00157	0.003142(a)
	29 Merphos-B (Merphos Oxone)	Compound Not Detected.					
	30 Tetrachlorvinphos (stirophos)	Compound Not Detected.					
	31 Carbophenothion methyl	Compound Not Detected.					
	32 Bolstar	Compound Not Detected.					
	33 Carbophenothion	Compound Not Detected.					
$	34 Triphenyl phosphate	18.280	18.281	(0.971)	26070	0.74251	1.485
	35 Fensulfothion	Compound Not Detected.					
*	36 TOCP	18.816	18.816	(1.000)	70377	2.00000	
	37 Phosmet / EPN	Compound Not Detected.					
	38 Famphur	Compound Not Detected.					
	39 Azinphos-methyl	Compound Not Detected.					
	40 Azinphos-ethyl	Compound Not Detected.					
	41 Coumaphos	Compound Not Detected.					
S	42 Merphos	Compound Not Detected.					
M	43 Total Demeton				72	0.12024	0.2405

QC Flag Legend

a - Target compound detected but, quantitated amount Below Limit Of Quantitation(BLOQ).
A - Target compound detected but, quantitated amount exceeded maximum amount.

TestAmerica

INTERNAL STANDARD COMPOUNDS
AREA AND RT SUMMARY

Instrument ID: GC_D2.i
Lab File ID: 004F0401.D
Lab Smp Id: LE2931AA
Analysis Type: SV
Quant Type: ISTD
Operator: MPK/TLW
Method File: \\DenSvr03\Public\chem\GCS\GC_D2.i\0630092.B\8141A-2.m
Misc Info:

Calibration Date: 30-JUN-2009
Calibration Time: 18:02
Client Smp ID: BLANK
Level: LOW
Sample Type: WATER

COMPOUND	STANDARD	AREA LIMIT LOWER	AREA LIMIT UPPER	SAMPLE	%DIFF
11 Tributylphosphate	134192	67096	268384	100426	-25.16
36 TOCP	80732	40366	161464	70377	-12.83

COMPOUND	STANDARD	RT LIMIT LOWER	RT LIMIT UPPER	SAMPLE	%DIFF
11 Tributylphosphate	11.11	10.61	11.61	11.11	0.01
36 TOCP	18.82	18.32	19.32	18.82	0.01

AREA UPPER LIMIT = +100% of internal standard area.
AREA LOWER LIMIT = - 50% of internal standard area.
RT UPPER LIMIT = + 0.50 minutes of internal standard RT.
RT LOWER LIMIT = - 0.50 minutes of internal standard RT.

TestAmerica

RECOVERY REPORT

Client Name: Client SDG: D9F170000
Sample Matrix: LIQUID Fraction: SV
Lab Smp Id: LE2931AA Client Smp ID: BLANK
Level: LOW Operator: MPK/TLW
Data Type: GC DATA SampleType: BLANK
SpikeList File: fullDFCwater.spk Quant Type: ISTD
Sublist File: 8141A.sub
Method File: \\DenSvr03\Public\chem\GCS\GC_D2.i\0630092.B\8141A-2.m
Misc Info:

SURROGATE COMPOUND	CONC ADDED ug/L	CONC RECOVERED ug/L	% RECOVERED	LIMITS
$ 3 Chlormefos	2.000	1.458	72.89	48-114
$ 34 Triphenyl phosphat	2.000	1.485	74.25	50-150

Data File: \\DenSvr03\Public\chem\GCS\GC_D2.i\0630092.B\004F0401.D

Date : 30-JUN-2009 18:30

Client ID: BLANK

Instrument: GC_D2.i

Sample Info: LE2931AA,MB

Operator: MPK/TLW

Column phase: RTx-OPPest

Column diameter: 0.32

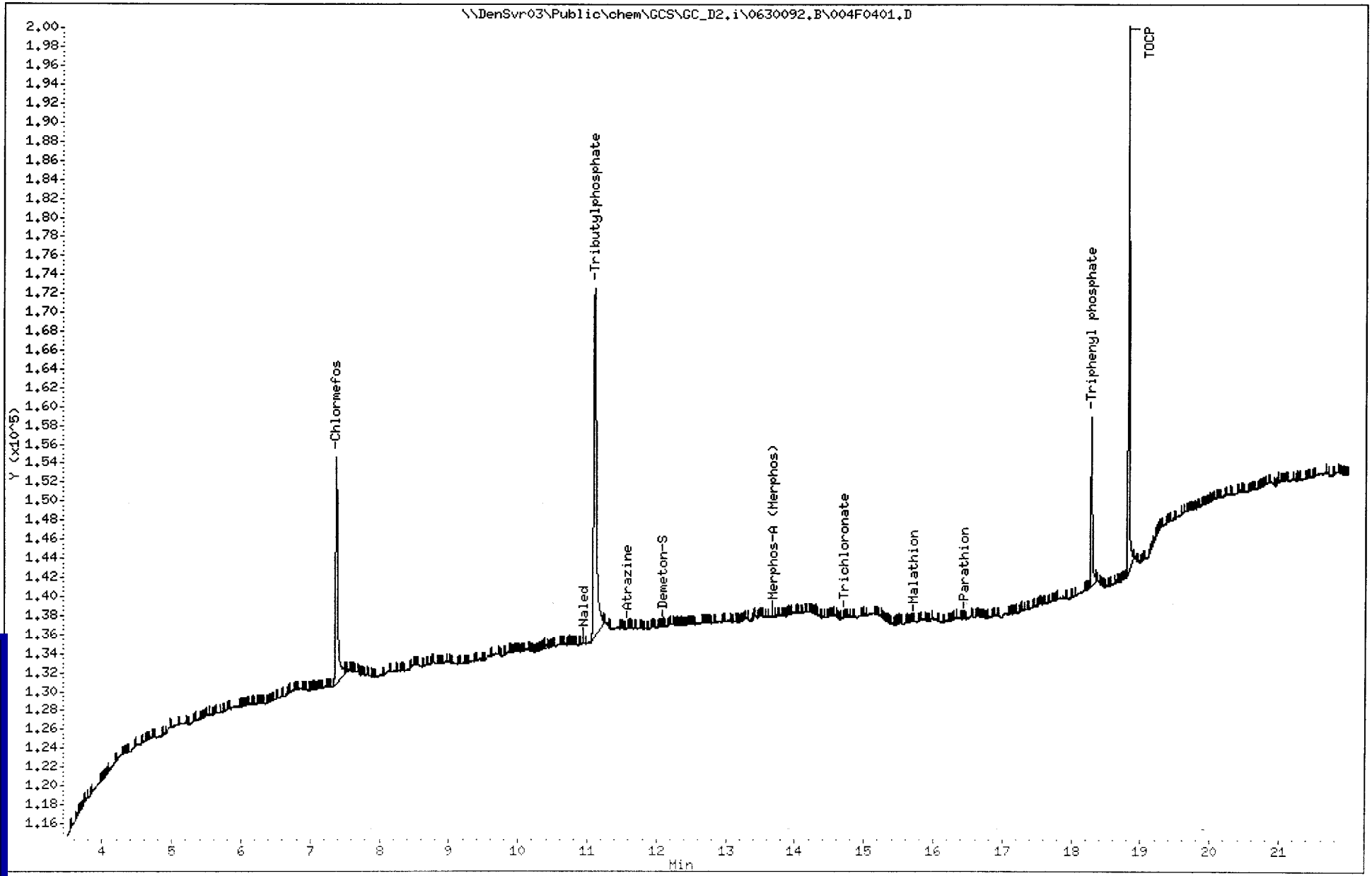

Table of Contents

TestAmerica

Data file : \\DenSvr03\Public\chem\GCS\GC_D2.i\0630091.B\005F0501.D
Lab Smp Id: LE2931AC Client Smp ID: LCS
Inj Date : 30-JUN-2009 18:57
Operator : MPK/TLW Inst ID: GC_D2.i
Smp Info : ~~LE2931AC,LCS~~ LE2931AC, LCS JJW 7/1/09
Misc Info : IS - GSV0633-09
Comment :
Method : \\DenSvr03\Public\chem\GCS\GC_D2.i\0630091.B\8141A-1.m
Meth Date : 01-Jul-2009 08:30 GC_D2.i Quant Type: ISTD
Cal Date : 26-JUN-2009 21:13 Cal File: 009F0901.D
Als bottle: 5 QC Sample: LCS
Dil Factor: 1.00000
Integrator: Falcon Compound Sublist: 8141A.sub
Target Version: 4.14
Processing Host: DENPC075

Concentration Formula: Amt * DF * Vf / Vs * CpndVariable

Name	Value	Description
DF	1.000	Dilution Factor
Vf	2000.000	Final Extract Volume (uL)
Vs	1000.000	Volume of Sample extracted (mL)
Cpnd Variable		Local Compound Variable

	Compounds	RT	EXP RT	REL RT	RESPONSE	CONCENTRATIONS ON-COLUMN (ug/mL)	CONCENTRATIONS FINAL (ug/L)
	1 o,o,o-TEPT	3.254	3.254	(0.182)	160333	1.30201	2.604
	2 Dichlorvos	4.072	4.074	(0.228)	88887	1.16240	2.325
	3 Mevinphos	5.737	5.739	(0.322)	35737	0.85077	1.702
$	4 Chlormefos	5.832	5.836	(0.327)	62423	0.65189	1.304
	5 Thionazin	7.505	7.507	(0.421)	120786	1.38216	2.764
	6 Demeton-O	7.645	7.649	(0.428)	86505	1.03941	2.079
	7 Ethoprop	7.845	7.852	(0.440)	114760	1.49854	2.997
	8 Naled	8.059	8.057	(0.452)	7439	0.55193	1.104(R)
*	9 Tributylphosphate	8.097	8.135	(1.000)	139106	2.00000	
	10 Sulfotepp	8.439	8.442	(0.473)	142949	1.27299	2.546(R)
	11 Phorate	8.529	8.532	(0.478)	105693	1.33268	2.665
	12 Dimethoate	8.659	8.659	(0.485)	90220	0.97927	1.958
	13 Demeton-S	8.835	8.846	(0.495)	4667	0.06986	0.1397(R)
	14 Simazine	8.917	8.924	(0.500)	35825	1.20056	2.401
	15 Atrazine	9.085	9.094	(0.509)	43821	1.22667	2.453
	16 propazine	9.232	9.241	(0.517)	42009	1.27447	2.549
	17 Disulfoton	9.867	9.869	(0.553)	53908	0.98160	1.963
	18 Diazinon	9.899	9.902	(0.555)	124827	1.46522	2.930
	19 Methyl Parathion	10.715	10.717	(0.601)	74876	1.38585	2.772
	20 Ronnel	11.239	11.241	(0.630)	72176	1.29233	2.585
	21 Malathion	11.799	11.804	(0.661)	57924	1.11690	2.234(R)
	22 Fenthion	11.930	11.932	(0.669)	73020	1.32952	2.659

		Compounds	RT	EXP RT	REL RT	RESPONSE	CONCENTRATIONS ON-COLUMN (ug/mL)	CONCENTRATIONS FINAL (ug/L)
	23	Parathion	12.017	12.019	(0.673)	87965	1.50493	3.010
	24	Chlorpyrifos	12.067	12.067	(0.676)	101058	1.42903	2.858
	25	Trichloronate	12.494	12.496	(0.700)	87202	1.37970	2.759
	26	Anilazine	12.814	12.817	(0.718)	4713	0.98016	1.960
	27	Merphos-A (Merphos)	13.190	13.199	(0.739)	81	0.00154	0.003072
	28	Tetrachlorvinphos (Stirophos)	13.819	13.824	(0.774)	37819	1.07910	2.158
	29	Tokuthion	14.447	14.449	(0.810)	91383	1.50827	3.016
	30	Merphos-B (Merphos Oxone)	14.647	14.651	(0.821)	85949	6.04747	12.09(A)
	31	Carbophenothion-methyl	Compound Not Detected.					
	32	Fensulfothion	15.369	15.361	(0.861)	43236	0.92768	1.855(R)
	33	Bolstar / Famphur	16.050	16.053	(0.900)	166024	2.86432	5.729
	34	Carbophenothion	16.195	16.197	(0.908)	78935	1.35745	2.715
S	35	Triphenyl phosphate	16.710	16.712	(0.936)	31043	0.70249	1.405
	36	Phosmet	16.964	16.963	(0.951)	51216	1.02901	2.058
	37	EPN	17.150	17.151	(0.961)	66794	1.42051	2.841
	38	Azinphos-methyl	17.480	17.480	(0.980)	63662	1.20034	2.401
*	39	TOCP	17.844	17.846	(1.000)	87404	2.00000	
	40	Azinphos-ethyl	Compound Not Detected.					
	41	Coumaphos	18.367	18.366	(1.029)	55256	1.29171	2.583
S	42	Merphos				86030	1.29176	2.584
M	43	Total Demeton				91172	1.10927	2.218

QC Flag Legend

A - Target compound detected but, quantitated amount exceeded maximum amount.
R - Spike/Surrogate failed recovery limits.

TestAmerica

INTERNAL STANDARD COMPOUNDS
AREA AND RT SUMMARY

Instrument ID: GC_D2.i
Lab File ID: 005F0501.D
Lab Smp Id: LE2931AC
Analysis Type: SV
Quant Type: ISTD
Operator: MPK/TLW
Method File: \\DenSvr03\Public\chem\GCS\GC_D2.i\0630091.B\8141A-1.m
Misc Info: IS - GSV0633-09

Calibration Date: 30-JUN-2009
Calibration Time: 18:02
Client Smp ID: LCS
Level: LOW
Sample Type: WATER

COMPOUND	STANDARD	AREA LIMIT LOWER	AREA LIMIT UPPER	SAMPLE	%DIFF
9 Tributylphosphate	147633	73817	295266	139106	-5.78
39 TOCP	85631	42816	171262	87404	2.07

COMPOUND	STANDARD	RT LIMIT LOWER	RT LIMIT UPPER	SAMPLE	%DIFF
9 Tributylphosphate	8.10	7.60	8.60	8.10	0.01
39 TOCP	17.85	17.35	18.35	17.84	-0.01

AREA UPPER LIMIT = +100% of internal standard area.
AREA LOWER LIMIT = - 50% of internal standard area.
RT UPPER LIMIT = + 0.50 minutes of internal standard RT.
RT LOWER LIMIT = - 0.50 minutes of internal standard RT.

TestAmerica

RECOVERY REPORT

Client Name: Client SDG: D9F170000
Sample Matrix: LIQUID Fraction: SV
Lab Smp Id: LE2931AC Client Smp ID: LCS
Level: LOW Operator: MPK/TLW
Data Type: GC DATA SampleType: LCS
SpikeList File: fullDFCwater.spk Quant Type: ISTD
Sublist File: 8141A.sub
Method File: \\DenSvr03\Public\chem\GCS\GC_D2.i\0630091.B\8141A-1.m
Misc Info: IS - GSV0633-09

	SPIKE	COMPOUND	CONC ADDED ug/L	CONC RECOVERED ug/L	% RECOVERED	LIMITS
	1	o,o,o-TEPT	4.000	2.604	65.10	36-119
	2	Dichlorvos	4.000	2.325	58.12	50-120
	3	Mevinphos	4.000	1.702	42.54	35-108
$	4	Chlormefos	2.000	1.304	65.19	48-114
	5	Thionazin	4.000	2.764	69.11	65-116
	6	Demeton-O	2.792	2.079	74.46	36-119
	7	Ethoprop	4.000	2.997	74.93	65-108
	8	Naled	4.000	1.104	27.60*	36-119
	10	Sulfotepp	4.000	2.546	63.65*	69-103
	11	Phorate	4.000	2.665	66.63	62-104
	12	Dimethoate	4.000	1.958	48.96	28-115
	13	Demeton-S	1.208	0.1397	11.57*	36-119
	14	Simazine	4.000	2.401	60.03	47-109
	15	Atrazine	4.000	2.453	61.33	36-119
	16	propazine	4.000	2.549	63.72	36-119
	18	Diazinon	4.000	2.930	73.26	36-119
	17	Disulfoton	4.000	1.963	49.08	36-119
	19	Methyl Parathion	4.000	2.772	69.29	68-119
	20	Ronnel	4.000	2.585	64.62	62-115
	21	Malathion	4.000	2.234	55.85*	67-115
	22	Fenthion	4.000	2.659	66.48	36-119
	23	Parathion	4.000	3.010	75.25	36-119
	24	Chlorpyrifos	4.000	2.858	71.45	36-119
	25	Trichloronate	4.000	2.759	68.98	36-119
	26	Anilazine	4.000	1.960	49.01	47-115
S	42	Merphos	4.000	2.584	64.59	36-119
	28	Tetrachlorvinphos	4.000	2.158	53.95	36-119
	29	Tokuthion	4.000	3.016	75.41	36-119
	31	Carbophenothion-m	4.000	0.0000	*	36-119
	32	Fensulfothion	4.000	1.855	46.38*	61-115
	33	Bolstar / Famphur	8.000	5.729	71.61	36-119
	34	Carbophenothion	4.000	2.715	67.87	36-119
$	35	Triphenyl phosphat	2.000	1.405	70.25	50-150
	36	Phosmet	4.000	2.058	51.45	36-119
	37	EPN	4.000	2.841	71.03	36-119
	38	Azinphos-methyl	4.000	2.401	60.02	55-115
	40	Azinphos-ethyl	4.000	0.0000	*	36-119
	41	Coumaphos	4.000	2.583	64.59	62-115
M	43	Total Demeton	4.000	2.218	55.46	47-115

TestAmerica

RECOVERY REPORT

Client Name: Client SDG: D9F170000
Sample Matrix: LIQUID Fraction: SV
Lab Smp Id: LE2931AC Client Smp ID: LCS
Level: LOW Operator: MPK/TLW
Data Type: GC DATA SampleType: LCS
SpikeList File: fullDFCwater.spk Quant Type: ISTD
Sublist File: 8141A.sub
Method File: \\DenSvr03\Public\chem\GCS\GC_D2.i\0630091.B\8141A-1.m
Misc Info: IS - GSV0633-09

SURROGATE COMPOUND	CONC ADDED ug/L	CONC RECOVERED ug/L	% RECOVERED	LIMITS
$ 4 Chlormefos	2.000	1.304	65.19	48-114
$ 35 Triphenyl phosphat	2.000	1.405	70.25	50-150



Data File: \\DenSvr03\Public\chem\GCS\GC_D2.i\0630091.B\005F0501.D
Date : 30-JUN-2009 18:57
Client ID: LCS
Sample Info: LE2931AC,LCS
Column phase: RTx-1MS

Instrument: GC_D2.i
Operator: MPK/TLW
Column diameter: 0.32

TestAmerica

Data file : \\DenSvr03\Public\chem\GCS\GC_D2.i\0630092.B\005F0501.D
Lab Smp Id: LE2931AC Client Smp ID: LCS
Inj Date : 30-JUN-2009 18:57
Operator : MPK/TLW Inst ID: GC_D2.i
Smp Info : LE2931AC,LCS
Misc Info :
Comment :
Method : \\DenSvr03\Public\chem\GCS\GC_D2.i\0630092.B\8141A-2.m
Meth Date : 01-Jul-2009 08:32 GC_D2.i Quant Type: ISTD
Cal Date : 26-JUN-2009 21:13 Cal File: 009F0901.D
Als bottle: 5 QC Sample: LCS
Dil Factor: 1.00000
Integrator: Falcon Compound Sublist: 8141A.sub
Target Version: 4.14
Processing Host: DENPC075

Concentration Formula: Amt * DF * Vf / Vs * CpndVariable

Name	Value	Description
DF	1.000	Dilution Factor
Vf	2000.000	Final Extract Volume (uL)
Vs	1000.000	Volume of Sample Extracted (mL)
Cpnd Variable		Local Compound Variable

	Compounds	RT	EXP RT	REL RT	RESPONSE	CONCENTRATIONS ON-COLUMN (ug/mL)	CONCENTRATIONS FINAL (ug/L)
1	o,o,o-TEPT	4.724	4.731	(0.251)	145918	1.39143	2.783
2	Dichlorvos	6.542	6.546	(0.348)	93781	1.14527	2.290
$ 3	Chlormefos	7.381	7.384	(0.392)	42678	0.51774	1.035(R)
4	Mevinphos	9.231	9.234	(0.491)	59178	1.07285	2.146
5	Demeton-O	9.731	9.734	(0.517)	72226	1.37413	2.748
6	Thionazin	9.982	9.984	(0.530)	117219	1.42105	2.842
7	Ethoprop	10.494	10.499	(0.558)	87998	1.42770	2.855
8	Phorate	10.536	10.539	(0.560)	104061	1.45590	2.912
9	Naled	10.937	10.939	(0.581)	10701	0.80657	1.613
10	Sulfotepp	11.014	11.017	(0.585)	134077	1.24374	2.487(A)
* 11	Tributylphosphate	11.109	11.116	(1.000)	118190	2.00000	
12	Simazine	11.396	11.399	(0.606)	24382	1.57918	3.158(A)
13	Diazinon	11.537	11.541	(0.613)	92892	1.61548	3.231
14	Atrazine	11.577	11.584	(0.615)	40124	1.41925	2.838(A)
15	Propazine	11.742	11.747	(0.624)	38271	1.44552	2.891
16	Disulfoton	12.047	12.049	(0.640)	72674	1.27833	2.557
17	Demeton-S	12.119	12.124	(0.644)	6125	0.20454	0.4091(R)
18	Dimethoate	13.279	13.282	(0.706)	81020	1.06333	2.127
19	Ronnel	13.584	13.587	(0.722)	72761	1.41872	2.837
20	Merphos-A (Merphos)	13.717	13.689	(1.235)	433	0.01011	0.02022(aA)
21	Chlorpyrifos	14.407	14.409	(0.766)	74973	1.44127	2.882
22	Fenthion	14.659	14.662	(0.779)	65874	1.36534	2.731

						CONCENTRATIONS ON-COLUMN (ug/mL)	FINAL (ug/L)
	Compounds	RT	EXP RT	REL RT	RESPONSE		
	23 Trichloronate	14.707	14.711	(0.782)	76971	1.19733	2.395
	24 Anilazine	15.214	15.216	(0.809)	5658	1.27010	2.540
	25 Methyl Parathion	15.516	15.519	(0.825)	71191	1.36676	2.734
	26 Malathion	15.722	15.724	(0.836)	59801	1.22554	2.451
	27 Tokuthion	16.344	16.344	(0.869)	77765	1.36114	2.722
	28 Parathion	16.492	16.494	(0.876)	71436	1.39181	2.784
	29 Merphos-B (Merphos Oxone)	16.517	16.517	(1.487)	77389	5.94292	11.88(A)
	30 Tetrachlorvinphos (stirophos)	16.974	16.977	(0.902)	42728	1.28692	2.574
	31 Carbophenothion methyl	Compound Not Detected.					
	32 Bolstar	17.439	17.440	(0.927)	79329	1.58253	3.165
	33 Carbophenothion	17.522	17.524	(0.931)	65204	1.32281	2.646(A)
$	34 Triphenyl phosphate	18.279	18.281	(0.971)	26292	0.65001	1.300
	35 Pensulfothion	18.559	18.559	(0.986)	51416	1.38440	2.769
*	36 TOCP	18.817	18.816	(1.000)	81077	2.00000	
	37 Phosmet / EPN	18.911	18.909	(1.005)	114146	2.71600	5.432
	38 Famphur	19.014	19.011	(1.010)	67791	1.27481	2.550
	39 Azinphos-methyl	19.151	19.147	(1.018)	55134	1.13338	2.267
	40 Azinphos-ethyl	Compound Not Detected.					
	41 Coumaphos	20.352	20.347	(1.082)	48114	1.35070	2.701
S	42 Merphos				77822	1.15172	2.303
M	43 Total Demeton				78351	1.57867	3.157

QC Flag Legend

a - Target compound detected but, quantitated amount Below Limit Of Quantitation(BLOQ).
A - Target compound detected but, quantitated amount exceeded maximum amount.
R - Spike/Surrogate failed recovery limits.

TestAmerica

INTERNAL STANDARD COMPOUNDS
AREA AND RT SUMMARY

Instrument ID: GC_D2.i
Lab File ID: 005F0501.D
Lab Smp Id: LE2931AC
Analysis Type: SV
Quant Type: ISTD
Operator: MPK/TLW
Method File: \\DenSvr03\Public\chem\GCS\GC_D2.i\0630092.B\8141A-2.m
Misc Info:

Calibration Date: 30-JUN-2009
Calibration Time: 18:02
Client Smp ID: LCS
Level: LOW
Sample Type: WATER

COMPOUND	STANDARD	AREA LIMIT LOWER	AREA LIMIT UPPER	SAMPLE	%DIFF
11 Tributylphosphate	134192	67096	268384	118190	-11.92
36 TOCP	80732	40366	161464	81077	0.43

COMPOUND	STANDARD	RT LIMIT LOWER	RT LIMIT UPPER	SAMPLE	%DIFF
11 Tributylphosphate	11.11	10.61	11.61	11.11	0.01
36 TOCP	18.82	18.32	19.32	18.82	0.01

AREA UPPER LIMIT = +100% of internal standard area.
AREA LOWER LIMIT = - 50% of internal standard area.
RT UPPER LIMIT = + 0.50 minutes of internal standard RT.
RT LOWER LIMIT = - 0.50 minutes of internal standard RT.

TestAmerica

RECOVERY REPORT

Client Name: Client SDG: D9F170000
Sample Matrix: LIQUID Fraction: SV
Lab Smp Id: LE2931AC Client Smp ID: LCS
Level: LOW Operator: MPK/TLW
Data Type: GC DATA SampleType: LCS
SpikeList File: fullDFCwater.spk Quant Type: ISTD
Sublist File: 8141A.sub
Method File: \\DenSvr03\Public\chem\GCS\GC_D2.i\0630092.B\8141A-2.m
Misc Info:

	SPIKE	COMPOUND	CONC ADDED ug/L	CONC RECOVERED ug/L	% RECOVERED	LIMITS
	1	o,o,o-TEPT	4.000	2.783	69.57	36-119
	2	Dichlorvos	4.000	2.290	57.26	50-120
$	3	Chlormefos	2.000	1.035	51.77*	58-114
	4	Mevinphos	4.000	2.146	53.64	35-108
	5	Demeton-O	2.800	2.748	98.15	36-119
	6	Thionazin	4.000	2.842	71.05	65-116
	7	Ethoprop	4.000	2.855	71.38	36-119
	8	Phorate	4.000	2.912	72.79	36-119
	9	Naled	4.000	1.613	40.33	36-119
	10	Sulfotepp	4.000	2.487	62.19	36-119
	12	Simazine	4.000	3.158	78.96	36-119
	13	Diazinon	4.000	3.231	80.77	36-119
	14	Atrazine	4.000	2.838	70.96	36-119
	15	Propazine	4.000	2.891	72.28	36-119
	16	Disulfoton	4.000	2.557	63.92	61-103
	17	Demeton-S	1.200	0.4091	34.09*	36-119
	18	Dimethoate	4.000	2.127	53.17	28-82
	19	Ronnel	4.000	2.837	70.94	62-99
	21	Chlorpyrifos	4.000	2.882	72.06	66-101
	22	Fenthion	4.000	2.731	68.27	36-119
	23	Trichloronate	4.000	2.395	59.87	36-119
	24	Anilazine	4.000	2.540	63.51	36-119
	25	Methyl Parathion	4.000	2.734	68.34	36-119
	26	Malathion	4.000	2.451	61.28	36-119
	27	Tokuthion	4.000	2.722	68.06	36-119
	28	Parathion	4.000	2.784	69.59	36-119
	30	Tetrachlorvinphos	4.000	2.574	64.35	36-119
	31	Carbophenothion m	4.000	0.0000	*	36-119
	32	Bolstar	4.000	3.165	79.13	36-119
	33	Carbophenothion	4.000	2.646	66.14	36-119
$	34	Triphenyl phosphat	2.000	1.300	65.00	36-119
	35	Fensulfothion	4.000	2.769	69.22	20-105
	37	Phosmet / EPN	8.000	5.432	67.90	36-119
	38	Famphur	4.000	2.550	63.74	61-108
	39	Azinphos-methyl	4.000	2.267	56.67	55-103
	40	Azinphos-ethyl	4.000	0.0000	*	36-119
	41	Coumaphos	4.000	2.701	67.53	36-119
S	42	Merphos	4.000	2.303	57.59	36-119
M	43	Total Demeton	4.000	3.157	78.93	47-100

TestAmerica

RECOVERY REPORT

Client Name: Client SDG: D9F170000
Sample Matrix: LIQUID Fraction: SV
Lab Smp Id: LE2931AC Client Smp ID: LCS
Level: LOW Operator: MPK/TLW
Data Type: GC DATA SampleType: LCS
SpikeList File: fullDFCwater.spk Quant Type: ISTD
Sublist File: 8141A.sub
Method File: \\DenSvr03\Public\chem\GCS\GC_D2.i\0630092.B\8141A-2.m
Misc Info:

SURROGATE COMPOUND	CONC ADDED ug/L	CONC RECOVERED ug/L	% RECOVERED	LIMITS
$ 3 Chlormefos	2.000	1.035	51.77	48-114
$ 34 Triphenyl phosphat	2.000	1.300	65.00	50-150



Data File: \\DenSvr03\Public\chem\GCS\GC_D2.i\0630092.B\005F0501.D
Date : 30-JUN-2009 18:57
Client ID: LCS
Sample Info: LE2931AC,LCS
Column phase: RTx-OPPest

\\DenSvr03\Public\chem\GCS\GC_D2.i\0630092.B\005F0501.D

Instrument: GC_D2.i
Operator: MPK/TLW
Column diameter: 0.32

TestAmerica

Data file : \\DenSvr03\Public\chem\GCS\GC_D2.i\0630091.B\006F0601.D
Lab Smp Id: LE2931AD Client Smp ID: LCSD
Inj Date : 30-JUN-2009 19:25
Operator : MPK/TLW Inst ID: GC_D2.i
Smp Info : ~~LE2931AD,LCSD~~ LE2931AD, LCSD
Misc Info : IS - GSV0633-09 DOW 7/2/09
Comment :
Method : \\DenSvr03\Public\chem\GCS\GC_D2.i\0630091.B\8141A-1.m
Meth Date : 01-Jul-2009 08:30 GC_D2.i Quant Type: ISTD
Cal Date : 26-JUN-2009 21:13 Cal File: 009F0901.D
Als bottle: 6 QC Sample: LCSD
Dil Factor: 1.00000
Integrator: Falcon Compound Sublist: 8141A.sub
Target Version: 4.14
Processing Host: DENPC075

Concentration Formula: Amt * DF * Vf / Vs * CpndVariable

Name	Value	Description
DF	1.000	Dilution Factor
Vf	2000.000	Final Extract Volume (uL)
Vs	1000.000	Volume of Sample extracted (mL)
Cpnd Variable		Local Compound Variable

	Compounds	RT	EXP RT	REL RT	RESPONSE	CONCENTRATIONS ON-COLUMN (ug/mL)	CONCENTRATIONS FINAL (ug/L)
	1 o,o,o-TEPT	3.254	3.254	(0.182)	128780	1.04735	2.095
	2 Dichlorvos	4.072	4.074	(0.228)	79171	1.03690	2.074
	3 Mevinphos	5.735	5.739	(0.321)	33691	0.80327	1.606
$	4 Chlormefos	5.832	5.836	(0.327)	58102	0.60767	1.215
	5 Thionazin	7.505	7.507	(0.421)	120708	1.38334	2.767
	6 Demeton-O	7.645	7.649	(0.428)	80175	0.96295	1.926
	7 Ethoprop	7.844	7.852	(0.440)	117305	1.53407	3.068
	8 Naled	Compound Not Detected.					
*	9 Tributylphosphate	8.097	8.135	(1.000)	142190	2.00000	
	10 Sulfotepp	8.437	8.442	(0.473)	140048	1.24772	2.495(R)
	11 Phorate	8.529	8.532	(0.478)	107098	1.35242	2.705
	12 Dimethoate	8.655	8.659	(0.485)	97175	1.05634	2.113
	13 Demeton-S	8.835	8.846	(0.495)	10240	0.15351	0.3070(R)
	14 Simazine	8.915	8.924	(0.500)	48228	1.59085	3.182
	15 Atrazine	9.084	9.094	(0.509)	53134	1.48960	2.979
	16 propazine	9.230	9.241	(0.517)	48027	1.45924	2.918
	17 Disulfoton	9.867	9.869	(0.553)	48604	0.88260	1.765
	18 Diazinon	9.897	9.902	(0.555)	133983	1.57505	3.150
	19 Methyl Parathion	10.714	10.717	(0.600)	79873	1.48056	2.961
	20 Ronnel	11.239	11.241	(0.630)	71478	1.28176	2.564
	21 Malathion	11.799	11.804	(0.661)	62775	1.21579	2.432(R)
	22 Fenthion	11.929	11.932	(0.668)	74195	1.35294	2.706

	Compounds	RT	EXP RT	REL RT	RESPONSE	CONCENTRATIONS ON-COLUMN (ug/mL)	FINAL (ug/L)
	23 Parathion	12.017	12.019	(0.673)	93485	1.60177	3.204
	24 Chlorpyrifos	12.067	12.067	(0.676)	104045	1.47348	2.947
	25 Trichloronate	12.492	12.496	(0.700)	84260	1.33515	2.670
	26 Anilazine	12.814	12.817	(0.718)	5213	1.07522	2.150
	27 Merphos-A (Merphos)	13.219	13.199	(0.741)	58	0.00110	0.002203
	28 Tetrachlorvinphos (Stirophos)	13.819	13.824	(0.774)	44549	1.27303	2.546
	29 Tokuthion	14.447	14.449	(0.810)	99695	1.64793	3.296
	30 Merphos-B (Merphos Oxone)	14.644	14.651	(0.821)	98290	6.92314	13.85(A)
	31 Carbophenothion-methyl	Compound Not Detected.					
	32 Fensulfothion	15.365	15.361	(0.861)	41679	0.89888	1.798(R) — RPT 2°
	33 Bolstar / Famphur	16.049	16.053	(0.899)	191249	3.30446	6.609
	34 Carbophenothion	16.194	16.197	(0.908)	89288	1.53779	3.076
$	35 Triphenyl phosphate	16.709	16.712	(0.936)	34750	0.78756	1.575
	36 Phosmet	16.964	16.963	(0.951)	63174	1.27117	2.542
	37 EPN	17.149	17.151	(0.961)	82142	1.73816	3.476
	38 Azinphos-methyl	17.479	17.480	(0.980)	70656	1.33421	2.668
*	39 TOCP	17.844	17.846	(1.000)	87273	2.00000	
	40 Azinphos-ethyl	Compound Not Detected.					
	41 Coumaphos	18.365	18.366	(1.029)	68094	1.59422	3.188
S	42 Merphos				98348	1.47894	2.958
M	43 Total Demeton				90415	1.11645	2.233

QC Flag Legend

A - Target compound detected but, quantitated amount exceeded maximum amount.
R - Spike/Surrogate failed recovery limits.

TestAmerica

INTERNAL STANDARD COMPOUNDS
AREA AND RT SUMMARY

Instrument ID: GC_D2.i
Lab File ID: 006F0601.D
Lab Smp Id: LE2931AD
Analysis Type: SV
Quant Type: ISTD
Operator: MPK/TLW
Method File: \\DenSvr03\Public\chem\GCS\GC_D2.i\0630091.B\8141A-1.m
Misc Info: IS - GSV0633-09

Calibration Date: 30-JUN-2009
Calibration Time: 18:02
Client Smp ID: LCSD
Level: LOW
Sample Type: WATER

COMPOUND	STANDARD	AREA LIMIT LOWER	AREA LIMIT UPPER	SAMPLE	%DIFF
9 Tributylphosphate	147633	73817	295266	142190	-3.69
39 TOCP	85631	42816	171262	87273	1.92

COMPOUND	STANDARD	RT LIMIT LOWER	RT LIMIT UPPER	SAMPLE	%DIFF
9 Tributylphosphate	8.10	7.60	8.60	8.10	0.01
39 TOCP	17.85	17.35	18.35	17.84	-0.01

AREA UPPER LIMIT = +100% of internal standard area.
AREA LOWER LIMIT = - 50% of internal standard area.
RT UPPER LIMIT = + 0.50 minutes of internal standard RT.
RT LOWER LIMIT = - 0.50 minutes of internal standard RT.

TestAmerica

RECOVERY REPORT

Client Name: Client SDG: D9F170000
Sample Matrix: LIQUID Fraction: SV
Lab Smp Id: LE2931AD Client Smp ID: LCSD
Level: LOW Operator: MPK/TLW
Data Type: GC DATA SampleType: LCSD
SpikeList File: fullDFCwater.spk Quant Type: ISTD
Sublist File: 8141A.sub
Method File: \\DenSvr03\Public\chem\GCS\GC_D2.i\0630091.B\8141A-1.m
Misc Info: IS - GSV0633-09

	SPIKE	COMPOUND	CONC ADDED ug/L	CONC RECOVERED ug/L	% RECOVERED	LIMITS
	1	o,o,o-TEPT	4.000	2.095	52.37	36-119
	2	Dichlorvos	4.000	2.074	51.84	50-120
	3	Mevinphos	4.000	1.606	40.16	35-108
$	4	Chlormefos	2.000	1.215	60.77	48-114
	5	Thionazin	4.000	2.767	69.17	65-116
	6	Demeton-O	2.792	1.926	68.98	36-119
	7	Ethoprop	4.000	3.068	76.70	65-108
	8	Naled	4.000	0.0000	*	36-119
	10	Sulfotepp	4.000	2.495	62.39*	69-103
	11	Phorate	4.000	2.705	67.62	62-104
	12	Dimethoate	4.000	2.113	52.82	28-115
	13	Demeton-S	1.208	0.3070	25.42*	36-119
	14	Simazine	4.000	3.182	79.54	47-109
	15	Atrazine	4.000	2.979	74.48	36-119
	16	propazine	4.000	2.918	72.96	36-119
	18	Diazinon	4.000	3.150	78.75	36-119
	17	Disulfoton	4.000	1.765	44.13	36-119
	19	Methyl Parathion	4.000	2.961	74.03	68-119
	20	Ronnel	4.000	2.564	64.09	62-115
	21	Malathion	4.000	2.432	60.79*	67-115
	22	Fenthion	4.000	2.706	67.65	36-119
	23	Parathion	4.000	3.204	80.09	36-119
	24	Chlorpyrifos	4.000	2.947	73.67	36-119
	25	Trichloronate	4.000	2.670	66.76	36-119
	26	Anilazine	4.000	2.150	53.76	47-115
S	42	Merphos	4.000	2.958	73.95	36-119
	28	Tetrachlorvinphos	4.000	2.546	63.65	36-119
	29	Tokuthion	4.000	3.296	82.40	36-119
	31	Carbophenothion-m	4.000	0.0000	*	36-119
	32	Fensulfothion	4.000	1.798	44.94*	61-115
	33	Bolstar / Famphur	8.000	6.609	82.61	36-119
	34	Carbophenothion	4.000	3.076	76.89	36-119
$	35	Triphenyl phosphat	2.000	1.575	78.76	50-150
	36	Phosmet	4.000	2.542	63.56	36-119
	37	EPN	4.000	3.476	86.91	36-119
	38	Azinphos-methyl	4.000	2.668	66.71	55-115
	40	Azinphos-ethyl	4.000	0.0000	*	36-119
	41	Coumaphos	4.000	3.188	79.71	62-115
M	43	Total Demeton	4.000	2.233	55.82	47-115

TestAmerica

RECOVERY REPORT

Client Name: Client SDG: D9F170000
Sample Matrix: LIQUID Fraction: SV
Lab Smp Id: LE2931AD Client Smp ID: LCSD
Level: LOW Operator: MPK/TLW
Data Type: GC DATA SampleType: LCSD
SpikeList File: fullDFCwater.spk Quant Type: ISTD
Sublist File: 8141A.sub
Method File: \\DenSvr03\Public\chem\GCS\GC_D2.i\0630091.B\8141A-1.m
Misc Info: IS - GSV0633-09

SURROGATE COMPOUND	CONC ADDED ug/L	CONC RECOVERED ug/L	% RECOVERED	LIMITS
$ 4 Chlormefos	2.000	1.215	60.77	48-114
$ 35 Triphenyl phosphat	2.000	1.575	78.76	50-150



Data File: \\DenSvr03\Public\chem\GCS\GC_D2.i\0630091.B\006F0601.D
Date : 30-JUN-2009 19:25
Client ID: LCSD
Sample Info: LE2931AD,LCSD
Column phase: RTx-1MS

Instrument: GC_D2.i
Operator: MPK/TLM
Column diameter: 0.32

TestAmerica

Data file : \\DenSvr03\Public\chem\GCS\GC_D2.i\0630092.B\006F0601.D
Lab Smp Id: LE2931AD Client Smp ID: LCSD
Inj Date : 30-JUN-2009 19:25
Operator : MPK/TLW Inst ID: GC_D2.i
Smp Info : LE2931AD,LCSD
Misc Info :
Comment :
Method : \\DenSvr03\Public\chem\GCS\GC_D2.i\0630092.B\8141A-2.m
Meth Date : 01-Jul-2009 08:32 GC_D2.i Quant Type: ISTD
Cal Date : 26-JUN-2009 21:13 Cal File: 009F0901.D
Als bottle: 6 QC Sample: LCSD
Dil Factor: 1.00000
Integrator: Falcon Compound Sublist: 8141A.sub
Target Version: 4.14
Processing Host: DENPC075

Concentration Formula: Amt * DF * Vf / Vs * CpndVariable

Name	Value	Description
DF	1.000	Dilution Factor
Vf	2000.000	Final Extract Volume (uL)
Vs	1000.000	Volume of Sample Extracted (mL)
Cpnd Variable		Local Compound Variable

	Compounds	RT	EXP RT	REL RT	RESPONSE	CONCENTRATIONS ON-COLUMN (ug/mL)	CONCENTRATIONS FINAL (ug/L)
	1 o,o,o-TEPT	4.724	4.731	(0.251)	113093	1.09422	2.188
	2 Dichlorvos	6.542	6.546	(0.348)	88325	1.09445	2.189
$	3 Chlormefos	7.381	7.384	(0.392)	42309	0.52078	1.042(R)
	4 Mevinphos	9.231	9.234	(0.491)	57417	1.05618	2.112
	5 Demeton-O	9.731	9.734	(0.517)	60120	1.16057	2.321
	6 Thionazin	9.982	9.984	(0.531)	110004	1.35313	2.706
	7 Ethoprop	10.494	10.499	(0.558)	91993	1.51439	3.029
	8 Phorate	10.534	10.539	(0.560)	88900	1.26201	2.524
	9 Naled	10.937	10.939	(0.581)	12577	0.91012	1.820
	10 Sulfotepp	11.014	11.017	(0.585)	128144	1.20613	2.412(A)
*	11 Tributylphosphate	11.107	11.116	(1.000)	116084	2.00000	
	12 Simazine	11.396	11.399	(0.606)	32707	2.14941	4.299(A)
	13 Diazinon	11.537	11.541	(0.613)	94785	1.67153	3.343
	14 Atrazine	11.577	11.584	(0.615)	47924	1.67075	3.341(A)
	15 Propazine	11.742	11.747	(0.624)	41727	1.59297	3.186
	16 Disulfoton	12.047	12.049	(0.640)	59747	1.06634	2.133(R)
	17 Demeton-S	12.109	12.124	(0.644)	344	0.12395	0.2479(R)
	18 Dimethoate	13.279	13.282	(0.706)	71616	0.95369	1.907
	19 Ronnel	13.586	13.587	(0.722)	62794	1.24232	2.485
	20 Merphos-A (Merphos)	13.684	13.689	(1.232)	79	0.00188	0.003756(aA)
	21 Chlorpyrifos	14.407	14.409	(0.766)	80545	1.57108	3.142
	22 Fenthion	14.657	14.662	(0.779)	68857	1.44808	2.896

	Compounds	RT	EXP RT	REL RT	RESPONSE	CONCENTRATIONS ON-COLUMN (ug/mL)	CONCENTRATIONS FINAL (ug/L)
	23 Trichloronate	14.706	14.711	(0.782)	83269	1.30401	2.608
	24 Anilazine	15.214	15.216	(0.809)	4538	1.03340	2.067
	25 Methyl Parathion	15.517	15.519	(0.825)	76804	1.49613	2.992
	26 Malathion	15.721	15.724	(0.836)	60455	1.25710	2.514
	27 Tokuthion	16.344	16.344	(0.869)	85148	1.51221	3.024
	28 Parathion	16.494	16.494	(0.877)	75299	1.48858	2.977
	29 Merphos-B (Merphos Oxone)	16.517	16.517	(1.487)	96066	7.53829	15.08(A)
	30 Tetrachlorvinphos (stirophos)	16.974	16.977	(0.902)	53727	1.64192	3.284
	31 Carbophenothion methyl	Compound Not Detected.					
	32 Bolstar	17.439	17.440	(0.927)	92235	1.86695	3.734
	33 Carbophenothion	17.522	17.524	(0.931)	76490	1.57451	3.149(A)
$	34 Triphenyl phosphate	18.279	18.281	(0.971)	33570	0.84210	1.684
	35 Fensulfothion	18.557	18.559	(0.986)	51296	1.40141	2.803
*	36 TOCP	18.816	18.816	(1.000)	79906	2.00000	
	37 Phosmet / EPN	18.909	18.909	(1.005)	131631	3.19244	6.385
	38 Famphur	19.011	19.011	(1.010)	80762	1.54098	3.082
	39 Azinphos-methyl	19.147	19.147	(1.018)	69365	1.44682	2.894
	40 Azinphos-ethyl	Compound Not Detected.					
	41 Coumaphos	20.349	20.347	(1.081)	57101	1.62648	3.253
S	42 Merphos				96145	1.44374	2.887
M	43 Total Demeton				60464	1.28452	2.569

QC Flag Legend

a - Target compound detected but, quantitated amount Below Limit Of Quantitation(BLOQ).
A - Target compound detected but, quantitated amount exceeded maximum amount.
R - Spike/Surrogate failed recovery limits.

TestAmerica

INTERNAL STANDARD COMPOUNDS
AREA AND RT SUMMARY

Instrument ID: GC_D2.i
Lab File ID: 006F0601.D
Lab Smp Id: LE2931AD
Analysis Type: SV
Quant Type: ISTD
Operator: MPK/TLW
Method File: \\DenSvr03\Public\chem\GCS\GC_D2.i\0630092.B\8141A-2.m
Misc Info:

Calibration Date: 30-JUN-2009
Calibration Time: 18:02
Client Smp ID: LCSD
Level: LOW
Sample Type: WATER

		AREA LIMIT			
COMPOUND	STANDARD	LOWER	UPPER	SAMPLE	%DIFF
11 Tributylphosphate	134192	67096	268384	116084	-13.49
36 TOCP	80732	40366	161464	79906	-1.02

		RT LIMIT			
COMPOUND	STANDARD	LOWER	UPPER	SAMPLE	%DIFF
11 Tributylphosphate	11.11	10.61	11.61	11.11	-0.01
36 TOCP	18.82	18.32	19.32	18.82	0.00

AREA UPPER LIMIT = +100% of internal standard area.
AREA LOWER LIMIT = - 50% of internal standard area.
RT UPPER LIMIT = + 0.50 minutes of internal standard RT.
RT LOWER LIMIT = - 0.50 minutes of internal standard RT.

TestAmerica

RECOVERY REPORT

Client Name: Client SDG: D9F170000
Sample Matrix: LIQUID Fraction: SV
Lab Smp Id: LE2931AD Client Smp ID: LCSD
Level: LOW Operator: MPK/TLW
Data Type: GC DATA SampleType: LCSD
SpikeList File: fullDFCwater.spk Quant Type: ISTD
Sublist File: 8141A.sub
Method File: \\DenSvr03\Public\chem\GCS\GC_D2.i\0630092.B\8141A-2.m
Misc Info:

	SPIKE	COMPOUND	CONC ADDED ug/L	CONC RECOVERED ug/L	% RECOVERED	LIMITS
	1	o,o,o-TEPT	4.000	2.188	54.71	36-119
	2	Dichlorvos	4.000	2.189	54.72	50-120
$	3	Chlormefos	2.000	1.042	52.08*	58-114
	4	Mevinphos	4.000	2.112	52.81	35-108
	5	Demeton-O	2.800	2.321	82.90	36-119
	6	Thionazin	4.000	2.706	67.66	65-116
	7	Ethoprop	4.000	3.029	75.72	36-119
	8	Phorate	4.000	2.524	63.10	36-119
	9	Naled	4.000	1.820	45.51	36-119
	10	Sulfotepp	4.000	2.412	60.31	36-119
	12	Simazine	4.000	4.299	107.47	36-119
	13	Diazinon	4.000	3.343	83.58	36-119
	14	Atrazine	4.000	3.341	83.54	36-119
	15	Propazine	4.000	3.186	79.65	36-119
	16	Disulfoton	4.000	2.133	53.32*	61-103
	17	Demeton-S	1.200	0.2479	20.66*	36-119
	18	Dimethoate	4.000	1.907	47.68	28-82
	19	Ronnel	4.000	2.485	62.12	62-99
	21	Chlorpyrifos	4.000	3.142	78.55	66-101
	22	Fenthion	4.000	2.896	72.40	36-119
	23	Trichloronate	4.000	2.608	65.20	36-119
	24	Anilazine	4.000	2.067	51.67	36-119
	25	Methyl Parathion	4.000	2.992	74.81	36-119
	26	Malathion	4.000	2.514	62.85	36-119
	27	Tokuthion	4.000	3.024	75.61	36-119
	28	Parathion	4.000	2.977	74.43	36-119
	30	Tetrachlorvinphos	4.000	3.284	82.10	36-119
	31	Carbophenothion m	4.000	0.0000	*	36-119
	32	Bolstar	4.000	3.734	93.35	36-119
	33	Carbophenothion	4.000	3.149	78.73	36-119
$	34	Triphenyl phosphat	2.000	1.684	84.21	36-119
	35	Fensulfothion	4.000	2.803	70.07	20-105
	37	Phosmet / EPN	8.000	6.385	79.81	36-119
	38	Famphur	4.000	3.082	77.05	61-108
	39	Azinphos-methyl	4.000	2.894	72.34	55-103
	40	Azinphos-ethyl	4.000	0.0000	*	36-119
	41	Coumaphos	4.000	3.253	81.32	36-119
S	42	Merphos	4.000	2.887	72.19	36-119
M	43	Total Demeton	4.000	2.569	64.23	47-100

TestAmerica

RECOVERY REPORT

Client Name: Client SDG: D9F170000
Sample Matrix: LIQUID Fraction: SV
Lab Smp Id: LE2931AD Client Smp ID: LCSD
Level: LOW Operator: MPK/TLW
Data Type: GC DATA SampleType: LCSD
SpikeList File: fullDFCwater.spk Quant Type: ISTD
Sublist File: 8141A.sub
Method File: \\DenSvr03\Public\chem\GCS\GC_D2.i\0630092.B\8141A-2.m
Misc Info:

SURROGATE COMPOUND	CONC ADDED ug/L	CONC RECOVERED ug/L	% RECOVERED	LIMITS
$ 3 Chlormefos	2.000	1.042	52.08	48-114
$ 34 Triphenyl phosphat	2.000	1.684	84.21	50-150

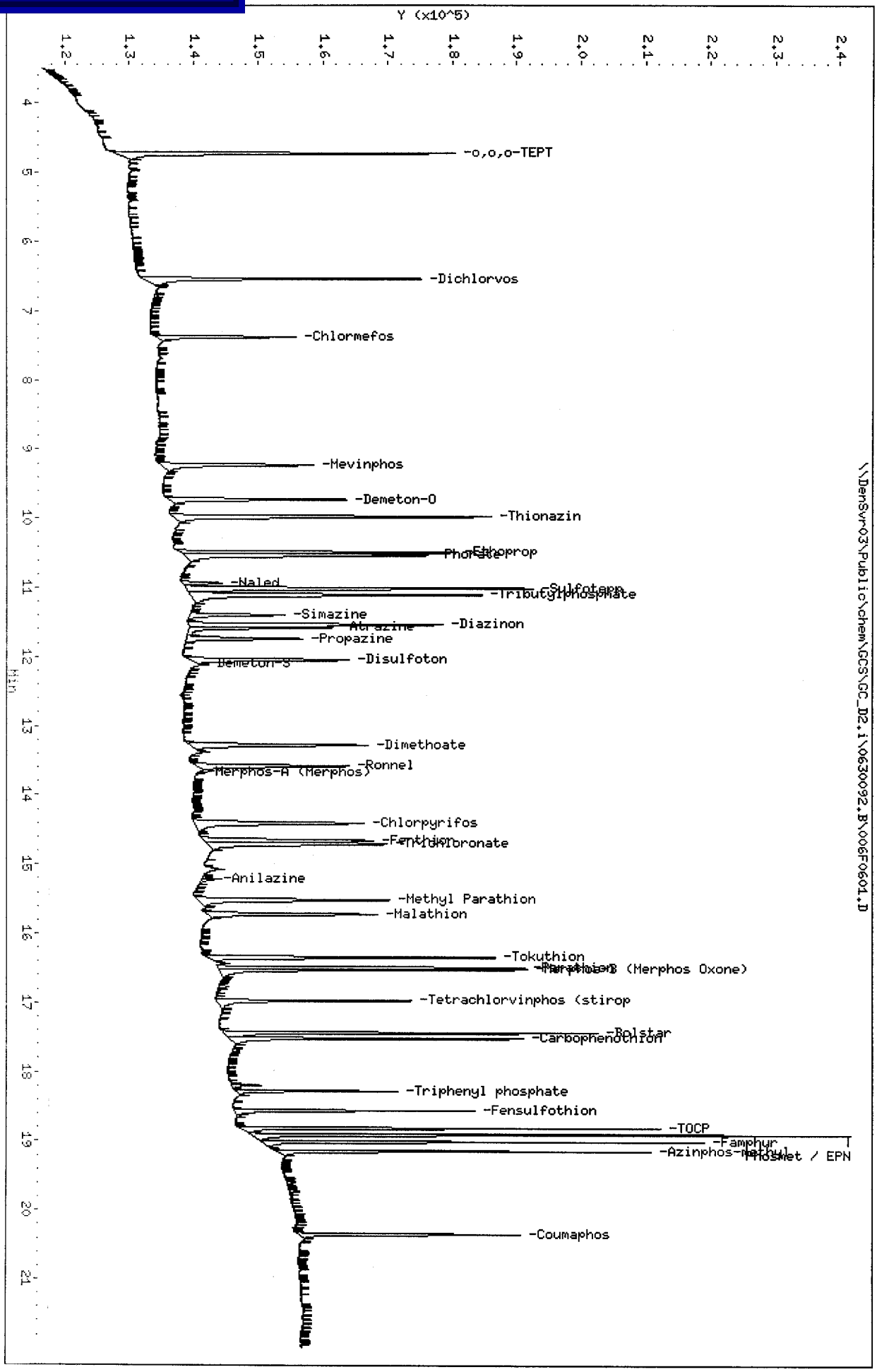

Data File: \\DenSvr03\Public\chem\GCS\GC_D2.i\0630092.B\006F0601.D
Date : 30-JUN-2009 19:25
Client ID: LCSD
Sample Info: LE2931AD,LCSD
Column phase: RTx-OPPest

Instrument: GC_D2.i
Operator: MPK/TLW
Column diameter: 0.32

TestAmerica

Data file : \\DenSvr03\Public\chem\GCS\GC_D2.i\0630091.B\018F1801.D
Lab Smp Id: LEWJG1AA Client Smp ID: M-142B
Inj Date : 01-JUL-2009 00:53
Operator : MPK/TLW Inst ID: GC_D2.i
Smp Info : LEWJG1AA,143-1
Misc Info : IS - GSV0633-09
Comment :
Method : \\DenSvr03\Public\chem\GCS\GC_D2.i\0630091.B\8141A-1.m
Meth Date : 01-Jul-2009 08:28 GC_D2.i Quant Type: ISTD
Cal Date : 26-JUN-2009 21:13 Cal File: 009F0901.D
Als bottle: 18
Dil Factor: 1.00000
Integrator: Falcon Compound Sublist: 8141A.sub
Target Version: 4.14
Processing Host: DENPC075

Concentration Formula: Amt * DF * Vf / Vs * CpndVariable

Name	Value	Description
DF	1.000	Dilution Factor
Vf	2000.000	Final Extract Volume (uL)
Vs	1075.000	Volume of Sample extracted (mL)
Cpnd Variable		Local Compound Variable

	Compounds	RT	EXP RT	REL RT	RESPONSE	CONCENTRATIONS ON-COLUMN (ug/mL)	CONCENTRATIONS FINAL (ug/L)
1	o,o,o-TEPT	Compound Not Detected.					
2	Dichlorvos	Compound Not Detected.					
3	Mevinphos	Compound Not Detected.					
$ 4	Chlormefos	5.830	5.836	(0.327)	47977	0.52685	0.9802
5	Thionazin	Compound Not Detected.					
6	Demeton-O	Compound Not Detected.					
7	Ethoprop	Compound Not Detected.					
8	Naled	Compound Not Detected.					
* 9	Tributylphosphate	8.099	8.135	(1.000)	108119	2.00000	
10	Sulfotepp	Compound Not Detected.					
11	Phorate	Compound Not Detected.					
12	Dimethoate	Compound Not Detected.					
13	Demeton-S	Compound Not Detected.					
14	Simazine	Compound Not Detected.					
15	Atrazine	Compound Not Detected.					
16	propazine	Compound Not Detected.					
17	Disulfoton	Compound Not Detected.					
18	Diazinon	Compound Not Detected.					
19	Methyl Parathion	Compound Not Detected.					
20	Ronnel	Compound Not Detected.					
21	Malathion	Compound Not Detected.					
22	Fenthion	Compound Not Detected.					

						CONCENTRATIONS	
						ON-COLUMN	FINAL
	Compounds	RT	EXP RT	REL RT	RESPONSE	(ug/mL)	(ug/L)
	23 Parathion	Compound Not Detected.					
	24 Chlorpyrifos	12.072	12.067	(0.677)	174	0.00259	0.004814(a)
	25 Trichloronate	Compound Not Detected.					
	26 Anilazine	Compound Not Detected.					
	27 Merphos-A (Merphos)	13.230	13.199	(0.742)	64	0.00128	0.002374
	28 Tetrachlorvinphos (Stirophos)	13.832	13.824	(0.775)	61	0.00183	0.003405
	29 Tokuthion	Compound Not Detected.					
	30 Merphos-B (Merphos Oxone)	14.644	14.651	(0.821)	160	0.03268	0.06081
	31 Carbophenothion-methyl	Compound Not Detected.					
	32 Fensulfothion	Compound Not Detected.					
	33 Bolstar / Famphur	Compound Not Detected.					
	34 Carbophenothion	Compound Not Detected.					
$	35 Triphenyl phosphate	16.709	16.712	(0.936)	28520	0.67866	1.263
	36 Phosmet	Compound Not Detected.					
	37 EPN	Compound Not Detected.					
	38 Azinphos-methyl	Compound Not Detected.					
*	39 TOCP	17.842	17.846	(1.000)	83120	2.00000	
	40 Azinphos-ethyl	Compound Not Detected.					
	41 Coumaphos	Compound Not Detected.					
S	42 Merphos				224	0.00354	0.006580
M	43 Total Demeton	Compound Not Detected.					

QC Flag Legend

a - Target compound detected but, quantitated amount Below Limit Of Quantitation(BLOQ).

TestAmerica

INTERNAL STANDARD COMPOUNDS
AREA AND RT SUMMARY

Instrument ID: GC_D2.i
Lab File ID: 018F1801.D
Lab Smp Id: LEWJG1AA
Analysis Type: SV
Quant Type: ISTD
Operator: MPK/TLW
Method File: \\DenSvr03\Public\chem\GCS\GC_D2.i\0630091.B\8141A-1.m
Misc Info: IS - GSV0633-09

Calibration Date: 30-JUN-2009
Calibration Time: 23:58
Client Smp ID: M-142B
Level: LOW
Sample Type: WATER

COMPOUND	STANDARD	AREA LIMIT LOWER	AREA LIMIT UPPER	SAMPLE	%DIFF
9 Tributylphosphate	131201	65601	262402	108119	-17.59
39 TOCP	70963	35482	141926	83120	17.13

COMPOUND	STANDARD	RT LIMIT LOWER	RT LIMIT UPPER	SAMPLE	%DIFF
9 Tributylphosphate	8.10	7.60	8.60	8.10	0.05
39 TOCP	17.84	17.34	18.34	17.84	-0.01

AREA UPPER LIMIT = +100% of internal standard area.
AREA LOWER LIMIT = - 50% of internal standard area.
RT UPPER LIMIT = + 0.50 minutes of internal standard RT.
RT LOWER LIMIT = - 0.50 minutes of internal standard RT.

TestAmerica

RECOVERY REPORT

Client Name: Northgate Environmen13-JUN-2009 00:00 Client SDG: 8304604
Sample Matrix: LIQUID Fraction: SV
Lab Smp Id: LEWJG1AA Client Smp ID: M-142B
Level: LOW Operator: MPK/TLW
Data Type: GC DATA SampleType: SAMPLE
SpikeList File: fullDFCwater.spk Quant Type: ISTD
Sublist File: 8141A.sub
Method File: \\DenSvr03\Public\chem\GCS\GC_D2.i\0630091.B\8141A-1.m
Misc Info: IS - GSV0633-09

SURROGATE COMPOUND	CONC ADDED ug/L	CONC RECOVERED ug/L	% RECOVERED	LIMITS
$ 4 Chlormefos	1.860	0.9802	52.69	48-114
$ 35 Triphenyl phosphat	1.860	1.263	67.87	50-150

Data File: \\DenSvr03\Public\chem\GCS\GC_D2.i\0630091.B\018F1801.D
Date : 01-JUL-2009 00:53
Client ID: M-142B
Sample Info: LEWJG1AA,143-1

Instrument: GC_D2.i
Operator: MPK/TLW
Column phase: RTx-1MS
Column diameter: 0.32

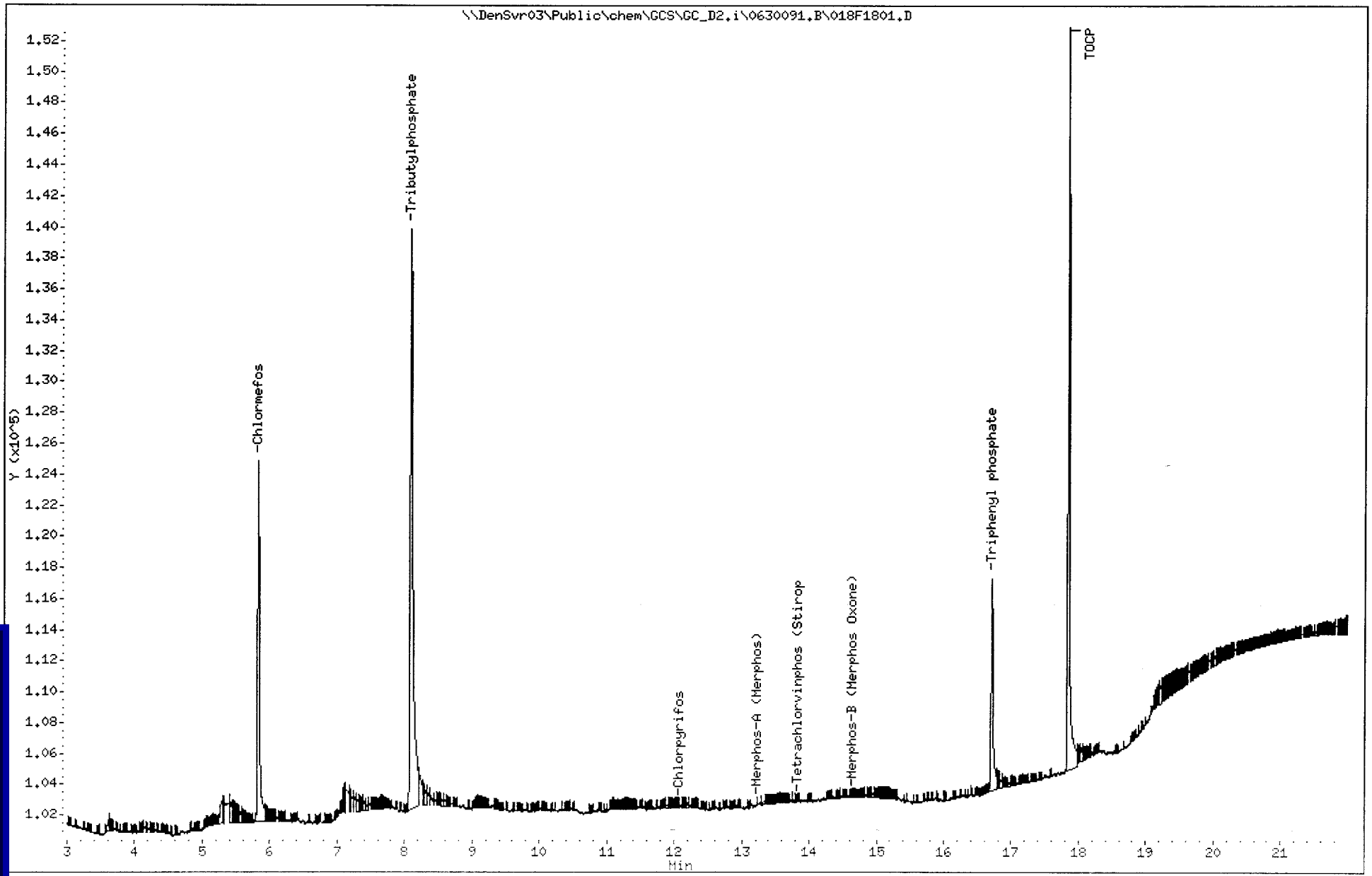

Table of Contents

TestAmerica

TestAmerica

Data file : \\DenSvr03\Public\chem\GCS\GC_D2.i\0630092.B\018F1801.D
Lab Smp Id: LEWJG1AA Client Smp ID: M-142B
Inj Date : 01-JUL-2009 00:53
Operator : MPK/TLW Inst ID: GC_D2.i
Smp Info : LEWJG1AA,143-1
Misc Info :
Comment :
Method : \\DenSvr03\Public\chem\GCS\GC_D2.i\0630092.B\8141A-2.m
Meth Date : 01-Jul-2009 08:31 GC_D2.i Quant Type: ISTD
Cal Date : 26-JUN-2009 21:13 Cal File: 009F0901.D
Als bottle: 18
Dil Factor: 1.00000
Integrator: Falcon Compound Sublist: 8141A.sub
Target Version: 4.14
Processing Host: DENPC075

Concentration Formula: Amt * DF * Vf / Vs * CpndVariable

Name	Value	Description
DF	1.000	Dilution Factor
Vf	2000.000	Final Extract Volume (uL)
Vs	1075.000	Volume of Sample Extracted (mL)
Cpnd Variable		Local Compound Variable

	Compounds	RT	EXP RT	REL RT	RESPONSE	CONCENTRATIONS ON-COLUMN (ug/mL)	CONCENTRATIONS FINAL (ug/L)
1	o,o,o-TEPT	Compound Not Detected.					
2	Dichlorvos	Compound Not Detected.					
$ 3	Chlormefos	7.379	7.384	(0.392)	47131	0.59652	1.110
4	Mevinphos	Compound Not Detected.					
5	Demeton-O	Compound Not Detected.					
6	Thionazin	Compound Not Detected.					
7	Ethoprop	Compound Not Detected.					
8	Phorate	Compound Not Detected.					
9	Naled	10.927	10.939	(0.581)	73	0.27256	0.5071
10	Sulfotepp	11.006	11.017	(0.585)	56	5e-004	0.001008(aA)
* 11	Tributylphosphate	11.109	11.116	(1.000)	102763	2.00000	
12	Simazine	11.432	11.399	(0.608)	77	0.00520	0.009680(aA)
13	Diazinon	Compound Not Detected.					
14	Atrazine	11.592	11.584	(0.616)	114	0.23593	0.4389(aA)
15	Propazine	Compound Not Detected.					
16	Disulfoton	Compound Not Detected.					
17	Demeton-S	12.122	12.124	(0.644)	157	0.12137	0.2258
18	Dimethoate	Compound Not Detected.					
19	Ronnel	Compound Not Detected.					
20	Merphos-A (Merphos)	13.686	13.689	(1.232)	94	0.00252	0.004696(aA)
21	Chlorpyrifos	Compound Not Detected.					
22	Fenthion	Compound Not Detected.					

			RT	EXP RT	REL RT	RESPONSE	CONCENTRATIONS ON-COLUMN (ug/mL)	CONCENTRATIONS FINAL (ug/L)
	23	Trichloronate	14.702	14.711	(0.781)	130	0.10718	0.1994
	24	Anilazine	Compound Not Detected.					
	25	Methyl Parathion	Compound Not Detected.					
	26	Malathion	15.707	15.724	(0.835)	76	0.00162	0.003023(a)
	27	Tokuthion	Compound Not Detected.					
	28	Parathion	16.534	16.494	(0.879)	152	0.00309	0.005748(a)
	29	Merphos-B (Merphos Oxone)	Compound Not Detected.					
	30	Tetrachlorvinphos (stirophos)	Compound Not Detected.					
	31	Carbophenothion methyl	Compound Not Detected.					
	32	Bolstar	Compound Not Detected.					
	33	Carbophenothion	Compound Not Detected.					
S	34	Triphenyl phosphate	18.279	18.281	(0.972)	29288	0.75543	1.405
	35	Fensulfothion	Compound Not Detected.					
*	36	TOCP	18.814	18.816	(1.000)	77712	2.00000	
	37	Phosmet / EPN	Compound Not Detected.					
	38	Famphur	Compound Not Detected.					
	39	Azinphos-methyl	Compound Not Detected.					
	40	Azinphos-ethyl	Compound Not Detected.					
	41	Coumaphos	Compound Not Detected.					
S	42	Merphos	Compound Not Detected.					
M	43	Total Demeton				157	0.12137	0.2258

QC Flag Legend

a - Target compound detected but, quantitated amount Below Limit Of Quantitation(BLOQ).
A - Target compound detected but, quantitated amount exceeded maximum amount.

TestAmerica

INTERNAL STANDARD COMPOUNDS
AREA AND RT SUMMARY

Instrument ID: GC_D2.i
Lab File ID: 018F1801.D
Lab Smp Id: LEWJG1AA
Analysis Type: SV
Quant Type: ISTD
Operator: MPK/TLW
Method File: \\DenSvr03\Public\chem\GCS\GC_D2.i\0630092.B\8141A-2.m
Misc Info:

Calibration Date: 30-JUN-2009
Calibration Time: 23:58
Client Smp ID: M-142B
Level: LOW
Sample Type: WATER

COMPOUND	STANDARD	AREA LIMIT LOWER	AREA LIMIT UPPER	SAMPLE	%DIFF
11 Tributylphosphate	119701	59851	239402	102763	-14.15
36 TOCP	68687	34344	137374	77712	13.14

COMPOUND	STANDARD	RT LIMIT LOWER	RT LIMIT UPPER	SAMPLE	%DIFF
11 Tributylphosphate	11.11	10.61	11.61	11.11	0.02
36 TOCP	18.81	18.31	19.31	18.81	0.00

AREA UPPER LIMIT = +100% of internal standard area.
AREA LOWER LIMIT = - 50% of internal standard area.
RT UPPER LIMIT = + 0.50 minutes of internal standard RT.
RT LOWER LIMIT = - 0.50 minutes of internal standard RT.

TestAmerica

RECOVERY REPORT

Client Name: Northgate Environmen13-JUN-2009 00:00 Client SDG: 8304604
Sample Matrix: LIQUID Fraction: SV
Lab Smp Id: LEWJG1AA Client Smp ID: M-142B
Level: LOW Operator: MPK/TLW
Data Type: GC DATA SampleType: SAMPLE
SpikeList File: fullDFCwater.spk Quant Type: ISTD
Sublist File: 8141A.sub
Method File: \\DenSvr03\Public\chem\GCS\GC_D2.i\0630092.B\8141A-2.m
Misc Info:

SURROGATE COMPOUND	CONC ADDED ug/L	CONC RECOVERED ug/L	% RECOVERED	LIMITS
$ 3 Chlormefos	1.860	1.110	59.65	48-114
$ 34 Triphenyl phosphat	1.860	1.405	75.54	50-150

Data File: \\DenSvr03\Public\chem\GCS\GC_D2.i\0630092.B\018F1801.D
Date : 01-JUL-2009 00:53
Client ID: M-142B
Sample Info: LEWJG1AA,143-1

Instrument: GC_D2.i
Operator: MPK/TLW
Column diameter: 0.32

Column phase: RTx-OPPest

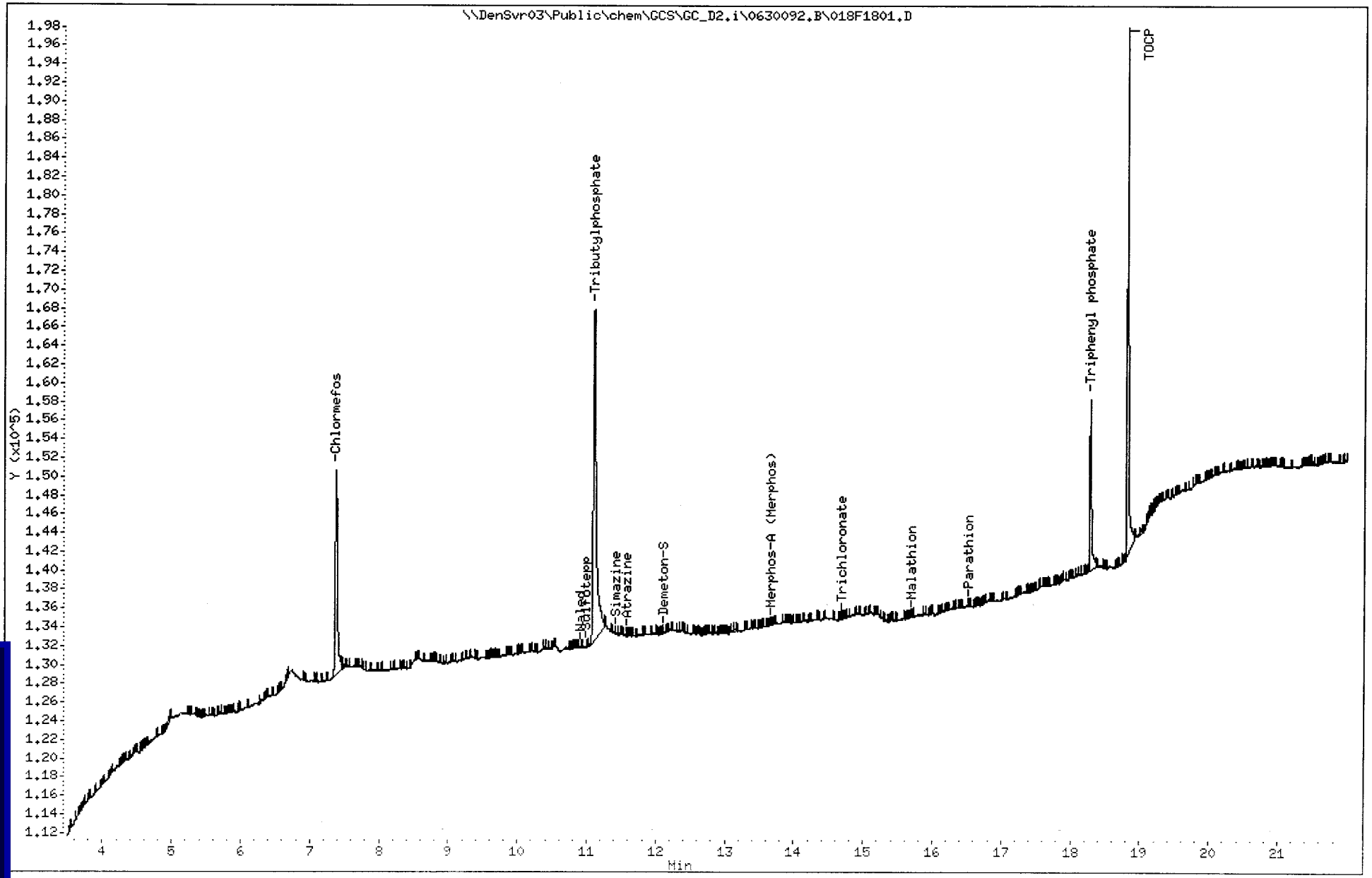

TestAmerica

Table of Contents

GC SEMIVOLATILE
INITIAL CALIBRATION DATA

TestAmerica

THE LEADER IN ENVIRONMENTAL TESTING

GC and HPLC ICAL Review Checklist

TestAmerica
THE LEADER IN ENVIRONMENTAL TESTING

608 8081 8082 8151 (8141)
TPH/DRO Other SV 6014
8310 8330 Other HPLC

601 602 8021 BTEX
TPH/GRO Other Volatile GC

Calibration Date: 062609
Instrument ID: D2

Review Items	--- Level 1 --- Yes	No	N/A	Level 2	Comments
Initial Calibration					
1. Are correct data files used?	✓			✓	
2. Is there a sufficient number of calibration points used?	✓			✓	
3. Are reasons for removal of points documented?	✓			✓	Better linearity
4. Is linearity acceptable, 8000 Series: linear least-squares regression with $r \geq 0.990$, (DOD projects require $r \geq 0.995$) quadratic fit COD $r^2 > 0.990$, or average response factors with RSD ≤ 20%? 600 Series: < 10% RSD or linear regression	✓			✓	
5. Are the correct RT windows applied to the ICAL integration?	✓			✓	
6. Are DDT & Endrin breakdown < 15%?			✓	NA	
7. Is each manual integration completely documented, signed and appropriate?	✓			✓	
8. Is traceability of standards properly documented?	✓			✓	
9. Was second level hand calculation performed? (document analyte checked)	-----	-----	-----	✓	
10. Was second-source ICV performed & recovery 85-115%? 6/30/09	✗	✓		✓	Primary Include %R Naled -40.1%, Simazine +31.1%, Disulfoton -20.6% Malathion -18.8%, Anilazine -49.2%, Carbophenothion-methyl -32.3%, Phosmet -17.6% Secondary Include %R Naled -47.6%, Simazine +80.1%, Anilazine -39.9%, Malathion -23.2%, Carbophenothion-methyl -37.7%, Merphos -19.3%

1st Level Reviewer: [signature] Date: 6/30/09
2nd Level Reviewer: [signature] Date: 6/30/09

Table of Contents

TestAmerica

NCE\062609.S

Sequence Table (Front Injector):

Quantification Part:

Line	Location	SampleName	SampleAmount	ISTDAmt	Multiplier	Dilution
1	Vial 1	PRIMER				
2	Vial 2	HEXANE				
3	Vial 3	OPP L7 GSV0634				
4	Vial 4	OPP L6 GSV0637				
5	Vial 5	OPP L5 GSV0635				
6	Vial 6	OPP L4 GSV0638				
7	Vial 7	OPP L3 GSV0639				
8	Vial 8	OPP L2 GSV0640				
9	Vial 9	OPP L1 GSV0641				
10	Vial 10	OPP SS GSV0633				
11	Vial 11	GSV075309 SPK				
12	Vial 12	LE2931AA,MB				
13	Vial 13	LE2931AC,LCS				
14	Vial 14	LE2931AD,LCSD				
15	Vial 15	LEQA91AC,222-15				10
16	Vial 16	LEQA91AC,222-15				3
17	Vial 17	LEQCQ1AC,222-18				2
18	Vial 18	LERD61AD,377-1				
19	Vial 19	LERD81AH,377-3				
20	Vial 20	LERN71AF,115-1				
21	Vial 21	LERPQ1AF,115-2				
22	Vial 22	LERPX1AF,115-3				
23	Vial 23	LE1F91AJ,138-1				
24	Vial 24	OPP L5 GSV0635				
25	Vial 25	LE29M1AA,MB				
26	Vial 26	LE29M1AC,LCS				
27	Vial 27	LE29M1AD,LCSD				
28	Vial 28	LEQA91AA,222-15				10
29	Vial 29	LEQA91AA,222-15				3
30	Vial 30	LEQCQ1AA,222-18				2
31	Vial 31	LFARC1AA,MB				
32	Vial 32	LFARC1AC,LCS				
33	Vial 33	LFARC1AD,LCSD				
34	Vial 34	LEKL02AA,185-1				
35	Vial 35	LE29L1AA,MB				
36	Vial 36	LE29L1AC,LCS				
37	Vial 37	LE29L1AD,LCSD				
38	Vial 38	LERCV1AA,370-1				
39	Vial 39	LEWJG1AA,143-1				
40	Vial 40	OPP L5 GSV0635				
41	Vial 41	LE5PX1AA,MB				
42	Vial 42	LE5PX1AC,LCS				
43	Vial 43	LE5PX1AD,LCSD				
44	Vial 44	LE39F1AA,179-1				
45	Vial 45	LE3PF1AA,179-2				
46	Vial 46	LE39L1AA,179-3				
47	Vial 47	LFARL1AA,MB				
48	Vial 48	LFARL1AC,LCS				
49	Vial 49	LFARL1AD,LCSD				
50	Vial 50	LEKLE2AE,180-2				
51	Vial 51	LEKLF2AE,180-3				
52	Vial 52	LEKLL2AE,180-4				
53	Vial 53	LEKLQ2AE,180-5				
54	Vial 54	LENR72AD,322-1				
55	Vial 55	LEPG32AJ,161-1				
56	Vial 56	OPP L5 GSV0635				
57	Vial 57	LFD4N1AA,MB				
58	Vial 58	LFD4N1AC,LCS				

9168144

9168147

9170431

9168145

RR

9168553

9170430

9173102

D2 6/26/2009 11:59:30 AM MPK/TLW

ICE\062609.S

Line	Location	SampleName	SampleAmount	ISTDAmt	Multiplier	Dilution
59	Vial 59	LFD4N1AD,LCSD				
60	Vial 60	LE3041AJ,158-1				
61	Vial 61	LFD4W1AA,MB				
62	Vial 62	LFD4W1AC,LCS				
63	Vial 63	LFD4W1AD,LCSD				
64	Vial 64	LE7EE1AA,266-2				
65	Vial 65	LE9Q61AA,216-2				
66	Vial 66	LE9RA1AA,216-3				
67	Vial 67	LFC4Q1AD,199-2				
68	Vial 68	OPP L5 GSV0635				
69	Vial 69	LFAN01AA,MB				
70	Vial 70	LFAN01AC,LCS				
71	Vial 71	LFAN01AD,LCSD				
72	Vial 72	LE4291AA,273-1				
73	Vial 73	LE4291AD,273-1S				
74	Vial 74	LE4291AE,273-1D				
75	Vial 75	LE9PJ1AA,215-1				
76	Vial 76	OPP L5 GSV0635				
77	Vial 77	OPP L1 GSV0641				
78	Vial 100	HEXANE/ACETONE				

1173103

1173049

Sequence Table (Back Injector):

No entries - empty table!

Report Date : 30-Jun-2009 12:45 Page 1

TestAmerica

INITIAL CALIBRATION DATA

Start Cal Date : 26-JUN-2009 18:28
End Cal Date : 26-JUN-2009 21:13
Quant Method : ISTD
Target Version : 4.14
Integrator : Falcon
Method file : \\DenSvr03\Public\chem\GCS\GC_D2.i\0626091.B\8141A-1.m
Last Edit : 30-Jun-2009 12:45 GC_D2.i

Calibration File Names:
Level 1: \\DenSvr03\Public\chem\GCS\GC_D2.i\0626091.B\009F0901.D
Level 2: \\DenSvr03\Public\chem\GCS\GC_D2.i\0626091.B\008F0801.D
Level 3: \\DenSvr03\Public\chem\GCS\GC_D2.i\0626091.B\007F0701.D
Level 4: \\DenSvr03\Public\chem\GCS\GC_D2.i\0626091.B\006F0601.D
Level 5: \\DenSvr03\Public\chem\GCS\GC_D2.i\0626091.B\005F0501.D
Level 6: \\DenSvr03\Public\chem\GCS\GC_D2.i\0626091.B\004F0401.D
Level 7: \\DenSvr03\Public\chem\GCS\GC_D2.i\0626091.B\003F0301.D

SEE CALIBRATION HISTORY

Compound	0.2000000 Level 1 / 5.0000 Level 7	0.5000000 Level 2	1.0000 Level 3	2.0000 Level 4	3.0000 Level 5	4.0000 Level 6	Curve	Coefficients b	Coefficients m1	Coefficients m2	%RSD or R^2
1 o,o,o-TEPT	3.11591	2.63737	2.67945	2.89676	2.71623	2.90430					
	2.77446						AVRG		2.81778		5.91149
2 Dichlorvos	2.01706	1.62225	1.58545	1.76366	1.71981	1.74982					
	1.79032						AVRG		1.74977		7.99554
3 Mevinphos	1.01774	0.91295	0.90158	1.01760	0.95159	0.98250					
	0.94429						AVRG		0.96118		4.85992
5 Thionazin	2.12707	1.94606	1.94866	2.08214	1.96051	2.00095					
	1.93224						AVRG		1.99966		3.79706

Table of Contents

TestAmerica

INITIAL CALIBRATION DATA

Start Cal Date : 26-JUN-2009 18:28
End Cal Date : 26-JUN-2009 21:13
Quant Method : ISTD
Target Version : 4.14
Integrator : Falcon
Method file : \\DenSvr03\Public\chem\GCS\GC_D2.i\0626091.B\8141A-1.m
Last Edit : 30-Jun-2009 12:45 GC_D2.i

Compound	0.2000000 Level 1	0.5000000 Level 2	1.0000 Level 3	2.0000 Level 4	3.0000 Level 5	4.0000 Level 6	Curve	Coefficients b	m1	m2	%RSD or R^2	
	5.0000 Level 7											
6 Demeton-O	9836	17553	30145	62341	96004	113108						1/x
	165003						WLINR	-0.01288	1.85831		0.99594	
7 Ethoprop	1.93480	1.70823	1.62324	1.73203	1.74110	1.78272						
	1.74432						AVRG		1.75235		5.38512	
8 Naled	1992	6103	15042	36940	67594	90892						
	121152						WLINR	0.09632	0.47378		0.98961	<- 1/x r=0.995
10 Sulfotepp	34658	70885	131347	259970	393078	486417						1/x
	609341						WLINR	-0.03469	2.43674		0.99856	
11 Phorate	2.02801	1.82946	1.73796	1.82370	1.76374	1.79146						
	1.72902						AVRG		1.81476		5.60901	
12 Dimethoate	1.89561	1.76866	2.07434	2.25696	2.23554	2.30994						
	2.21598						AVRG		2.10815		9.72697	
13 Demeton-S	1.49306	1.46224	1.49173	1.58543	1.55216	1.58919						
	1.52702						AVRG		1.52869		3.21407	

Table of Contents

TestAmerica

INITIAL CALIBRATION DATA

Start Cal Date : 26-JUN-2009 18:28
End Cal Date : 26-JUN-2009 21:13
Quant Method : ISTD
Target Version : 4.14
Integrator : Falcon
Method file : \\DenSvr03\Public\chem\GCS\GC_D2.i\0626091.B\8141A-1.m
Last Edit : 30-Jun-2009 12:45 GC_D2.i

Compound	0.2000000 Level 1	0.5000000 Level 2	1.0000 Level 3	2.0000 Level 4	3.0000 Level 5	4.0000 Level 6	Curve	Coefficients b	m1	m2	%RSD or R^2	
	5.0000 Level 7											
14 Simazine	4819	16248	29382	64611	115426	147784						1/x2
	190219						WLINR	0.03988	0.73140		0.99336	
15 Atrazine	0.70185	0.76532	0.75073	0.84628	0.85434	0.90844						
	0.89508						AVRG		0.81743		9.61085	
16 propazine	0.73887	0.70136	0.69239	0.78178	0.75651	0.81417						
	0.79462						AVRG		0.75424		6.13423	
17 Disulfoton	15404	33208	61920	127893	193050	247845						1/x
	290419						WLINR	-0.01928	1.20917		0.99576	
18 Diazinon	2.20234	1.83553	1.83772	2.01856	1.98676	1.84115						
	1.92388						AVRG		1.94942		6.88114	
19 Methyl Parathion	1.22644	1.10389	1.13741	1.32395	1.30344	1.29686						
	1.26213						AVRG		1.23630		6.92144	
20 Ronnel	1.42863	1.23369	1.21320	1.29342	1.24446	1.34650						
	1.18584						AVRG		1.27796		6.65504	

Table of Contents

TestAmerica

INITIAL CALIBRATION DATA

Start Cal Date : 26-JUN-2009 18:28
End Cal Date : 26-JUN-2009 21:13
Quant Method : ISTD
Target Version : 4.14
Integrator : Falcon
Method file : \\DenSvr03\Public\chem\GCS\GC_D2.i\0626091.B\8141A-1.m
Last Edit : 30-Jun-2009 12:45 GC_D2.i

Compound	0.2000000 Level 1	0.5000000 Level 2	1.0000 Level 3	2.0000 Level 4	3.0000 Level 5	4.0000 Level 6	Curve	Coefficients b	m1	m2	%RSD or R^2
	5.0000 Level 7										
21 Malathion	15443	30581	57103	119836	186013	228260					
	283462						WLINR	-0.02066	1.14436		0.99783
22 Fenthion	1.46442	1.18458	1.16481	1.29096	1.25584	1.25506					
	1.18151						AVRG		1.25674		8.19381
23 Parathion	1.42438	1.25387	1.23322	1.38998	1.36308	1.38514					
	1.31279						AVRG		1.33749		5.43501
24 Chlorpyrifos	1.85614	1.56747	1.47379	1.62915	1.61527	1.62330					
	1.56216						AVRG		1.61818		7.28314
25 Trichloronate	1.44751	1.42551	1.34762	1.48171	1.46256	1.52450					
	1.43428						AVRG		1.44624		3.78186
26 Anilazine	1493	2095	5311	12790	19893	29375					
	+++++						QUAD	0.02107	9.16488	-8.66056	0.99476
27 Merphos-A (Merphos)	1.24844	1.15527	1.15966	1.23989	1.21263	1.24409					
	1.18648						AVRG		1.20664		3.30523

1/x

Table of Contents

TestAmerica

INITIAL CALIBRATION DATA

Start Cal Date : 26-JUN-2009 18:28
End Cal Date : 26-JUN-2009 21:13
Quant Method : ISTD
Target Version : 4.14
Integrator : Falcon
Method file : \\DenSvr03\Public\chem\GCS\GC_D2.i\0626091.B\8141A-1.m
Last Edit : 30-Jun-2009 12:45 GC_D2.i

Compound	0.2000000 Level 1	0.5000000 Level 2	1.0000 Level 3	2.0000 Level 4	3.0000 Level 5	4.0000 Level 6	Curve	Coefficients b	m1	m2	%RSD or R^2	
	5.0000 Level 7											
28 Tetrachlorvinphos (Stirophos)	0.76814	0.74606	0.73464	0.83451	0.85233	0.85150						
	0.82648						AVRG		0.80195		6.32809	
29 Tokuthion	1.50295	1.28283	1.29501	1.44234	1.39452	1.40891						
	1.37817						AVRG		1.38639		5.62055	
30 Merphos-B (Merphos Oxone)	3884	7933	11676	34113	50056	65974						NTC
	79809						WLINR	0.01044	0.32634		0.98820	<-See Merphos
31 Carbophenothion-methyl	14924	30542	55023	105577	167145	206137						1/x
	266724						WLINR	-0.03349	1.03813		0.99979	
32 Fensulfothion	8319	23000	51304	104440	185778	229856						1/x
	295978						WLINR	0.04728	1.18751		0.99821	
33 Bolstar / Famphur	1.54988	1.27794	1.32328	1.33835	1.27633	1.28540						
	1.23307						AVRG		1.32632		7.86825	
34 Carbophenothion	1.57916	1.19992	1.27687	1.32336	1.26122	1.41398						
	1.25966						AVRG		1.33059		9.63398	

Table of Contents

TestAmerica

INITIAL CALIBRATION DATA

Start Cal Date : 26-JUN-2009 18:28
End Cal Date : 26-JUN-2009 21:13
Quant Method : ISTD
Target Version : 4.14
Integrator : Falcon
Method file : \\DenSvr03\Public\chem\GCS\GC_D2.i\0626091.B\8141A-1.m
Last Edit : 30-Jun-2009 12:45 GC_D2.i

Compound	0.2000000 Level 1	0.5000000 Level 2	1.0000 Level 3	2.0000 Level 4	3.0000 Level 5	4.0000 Level 6	5.0000 Level 7	Curve	Coefficients b	Coefficients m1	Coefficients m2	%RSD or R^2	
36 Phosmet	1.22087	1.01385	1.11032	1.20586	1.12340	1.16129							
	1.13672							AVRG		1.13890		6.04111	
37 EPN	9525	23196	48705	111165	171283	220388							
	294020							WLINR	0.02456	1.11450		0.99317	$1/x^2$
38 Azinphos-methyl	1.19565	1.13516	1.16767	1.28235	1.23551	1.26700							
	1.21185							AVRG		1.21360		4.33999	
40 Azinphos-ethyl	23154	43578	74071	134607	209971	253982							
	318459							WLINR	-0.07409	1.26388		0.99928	$1/x^2$
41 Coumaphos	1.00140	0.89806	0.92250	1.01947	1.01017	1.01013							
	0.99015							AVRG		0.97884		4.92558	
42 Merphos	1.61523	1.45962	1.38820	1.59026	1.52873	1.58626							
	1.49925							AVRG		1.52393		5.34513	
43 Total Demeton	1.94415	1.66775	1.60440	1.71838	1.66174	1.66727							
	1.68503							AVRG		1.70696		6.44185	

Table of Contents

TestAmerica

INITIAL CALIBRATION DATA

Start Cal Date : 26-JUN-2009 18:28
End Cal Date : 26-JUN-2009 21:13
Quant Method : ISTD
Target Version : 4.14
Integrator : Falcon
Method file : \\DenSvr03\Public\chem\GCS\GC_D2.i\0626091.B\8141A-1.m
Last Edit : 30-Jun-2009 12:45 GC_D2.i

Compound	0.2000000 Level 1	0.5000000 Level 2	1.0000 Level 3	2.0000 Level 4	3.0000 Level 5	4.0000 Level 6	Curve	Coefficients b	m1	m2	%RSD or R^2
	5.0000 Level 7										
$ 4 Chlormefos	2.28223	2.03679	2.00000	2.26084	2.35620	2.24671					
	2.15521						AVRG		2.19114		6.04132
$ 35 Triphenyl phosphate	1.09980	0.99217	0.96977	1.05450	0.99627	1.00900					
	0.95665						AVRG		1.01117		4.94580

Table of Contents

TestAmerica

INITIAL CALIBRATION DATA

Start Cal Date : 26-JUN-2009 18:28
End Cal Date : 26-JUN-2009 21:13
Quant Method : ISTD
Target Version : 4.14
Integrator : Falcon
Method file : \\DenSvr03\Public\chem\GCS\GC_D2.i\0626091.B\8141A-1.m
Last Edit : 30-Jun-2009 12:45 GC_D2.i

Curve	Formula	Units
Averaged	Amt = Rsp/m1	Response
Wt Linear	Amt = b + Rsp/m1	Response
Quad	Amt = b + m1*Rsp + m2*Rsp^2	Response

Table of Contents

-2009 12:45

Calibration History

Method : \\DenSvr03\Public\chem\GCS\GC_D2.i\0626091.B\8141A-1.m
Start Cal Date: 26-JUN-2009 18:28
End Cal Date : 26-JUN-2009 21:13
Last Cal Level: 1
Last Cal Type : Continuing Calibration

Initial Calibration

Injection Date	Sublist	Calibration File
Cal Level: 1 , Cal Amount: 0.20000		
26-JUN-2009 21:13	8141A	\\DenSvr03\Public\chem\GCS\GC_D2.i\0626091.B\009F0901.D
Cal Level: 2 , Cal Amount: 0.50000		
26-JUN-2009 20:45	8141A	\\DenSvr03\Public\chem\GCS\GC_D2.i\0626091.B\008F0801.D
Cal Level: 3 , Cal Amount: 1.00000		
26-JUN-2009 20:18	8141A	\\DenSvr03\Public\chem\GCS\GC_D2.i\0626091.B\007F0701.D
Cal Level: 4 , Cal Amount: 2.00000		
26-JUN-2009 19:50	8141A	\\DenSvr03\Public\chem\GCS\GC_D2.i\0626091.B\006F0601.D
Cal Level: 5 , Cal Amount: 3.00000		
26-JUN-2009 19:23	8141A	\\DenSvr03\Public\chem\GCS\GC_D2.i\0626091.B\005F0501.D
Cal Level: 6 , Cal Amount: 4.00000		
26-JUN-2009 18:55	8141A	\\DenSvr03\Public\chem\GCS\GC_D2.i\0626091.B\004F0401.D
Cal Level: 7 , Cal Amount: 5.00000		
26-JUN-2009 18:28	8141A	\\DenSvr03\Public\chem\GCS\GC_D2.i\0626091.B\003F0301.D

Continuing Calibration

LOBAL LEVEL 4

26-JUN-2009 21:40	8141A	\\DenSvr03\Public\chem\GCS\GC_D2.i\0626091.B\010F1001.D
26-JUN-2009 19:50	8141A	\\DenSvr03\Public\chem\GCS\GC_D2.i\0626091.B\006F0601.D
26-JUN-2009 19:23	8141A	\\DenSvr03\Public\chem\GCS\GC_D2.i\0626091.B\005F0501.D

Report Date : 30-Jun-2009 12:58 Page 1

TestAmerica

INITIAL CALIBRATION DATA

Start Cal Date : 26-JUN-2009 18:28
End Cal Date : 26-JUN-2009 21:13
Quant Method : ISTD
Target Version : 4.14
Integrator : Falcon
Method file : \\DenSvr03\Public\chem\GCS\GC_D2.i\0626092.B\8141A-2.m
Last Edit : 30-Jun-2009 12:58 GC_D2.i

Calibration File Names:
Level 1: \\DenSvr03\Public\chem\GCS\GC_D2.i\0626092.B\009F0901.D
Level 2: \\DenSvr03\Public\chem\GCS\GC_D2.i\0626092.B\008F0801.D
Level 3: \\DenSvr03\Public\chem\GCS\GC_D2.i\0626092.B\007F0701.D
Level 4: \\DenSvr03\Public\chem\GCS\GC_D2.i\0626092.B\006F0601.D
Level 5: \\DenSvr03\Public\chem\GCS\GC_D2.i\0626092.B\005F0501.D SEE CALIBRATION HISTORY
Level 6: \\DenSvr03\Public\chem\GCS\GC_D2.i\0626092.B\004F0401.D
Level 7: \\DenSvr03\Public\chem\GCS\GC_D2.i\0626092.B\003F0301.D

Compound	0.2000000 Level 1	0.5000000 Level 2	1.0000 Level 3	2.0000 Level 4	3.0000 Level 5	4.0000 Level 6	5.0000 Level 7	Curve	Coefficients b	m1	m2	%RSD or R^2
1 o,o,o-TEPT	2.92648	2.44243	2.35582	2.65851	2.57132	2.61478						
	2.53900							AVRG		2.58691		7.02274
2 Dichlorvos	1.96421	1.82228	1.84036	2.17503	2.12732	2.04712						
	2.16332							AVRG		2.01995		7.32345
4 Mevinphos	1.44354	1.24995	1.21811	1.44363	1.32123	1.40873						
	1.43954							AVRG		1.36067		7.12634
5 Demeton-O	1.19821	1.29971	1.18493	1.34261	1.38930	1.37760						
	1.28370							AVRG		1.29658		6.26552

Table of Contents

TestAmerica

INITIAL CALIBRATION DATA

Start Cal Date : 26-JUN-2009 18:28
End Cal Date : 26-JUN-2009 21:13
Quant Method : ISTD
Target Version : 4.14
Integrator : Falcon
Method file : \\DenSvr03\Public\chem\GCS\GC_D2.i\0626092.B\8141A-2.m
Last Edit : 30-Jun-2009 12:58 GC_D2.i

Compound	0.2000000 Level 1	0.5000000 Level 2	1.0000 Level 3	2.0000 Level 4	3.0000 Level 5	4.0000 Level 6	5.0000 Level 7	Curve	Coefficients b	m1	m2	%RSD or R^2	
6 Thionazin	2.15838	1.84195	1.93751	1.98059	2.08762	2.20076							
	2.03673							AVRG		2.03479		6.19054	
7 Ethoprop	1.70034	1.41105	1.44674	1.51565	1.56615	1.54046							
	1.46268							AVRG		1.52044		6.33190	
8 Phorate	1.89356	1.60276	1.58391	1.69691	1.82591	1.99241							
	1.74661							AVRG		1.76315		8.53946	
9 Naled	94.00000	1666	10859	28010	46004	58330							1/x
	78857							WLINR	0.13436	0.49080		0.99248	
10 Sulfotepp	2.79835	2.53605	2.59328	2.75080	2.67397	2.68532							
	2.57687							AVRG		2.65923		3.59851	
12 Simazine	0.36415	0.34683	0.35351	0.38559	0.39087	0.41510							
	0.41001							AVRG		0.38086		7.05346	
13 Diazinon	12067	15923	49407	98649	155648	181790							1/x
	228810							WLINR	0.01456	1.44446		0.99190	

Table of Contents

TestAmerica

INITIAL CALIBRATION DATA

Start Cal Date : 26-JUN-2009 18:28
End Cal Date : 26-JUN-2009 21:13
Quant Method : ISTD
Target Version : 4.14
Integrator : Falcon
Method file : \\DenSvr03\Public\chem\GCS\GC_D2.i\0626092.B\8141A-2.m
Last Edit : 30-Jun-2009 12:58 GC_D2.i

Compound	0.2000000 Level 1	0.5000000 Level 2	1.0000 Level 3	2.0000 Level 4	3.0000 Level 5	4.0000 Level 6	Curve	Coefficients b	m1	m2	%RSD or R^2
	5.0000 Level 7										
14 Atrazine	5427	1231	21316	49088	85997	98759					
	128612						LINR	0.11621	0.83396		0.99221
15 Propazine	4880	8102	20907	43235	72628	85745					
	110050						WLINR	0.02910	0.68050		0.99492
16 Disulfoton	1.39584	1.32983	1.36835	1.41433	1.46581	1.46415					
	1.37843						AVRG		1.40239		3.56764
17 Demeton-S	667	15766	33785	70921	121463	157195					
	175573						WLINR	0.05954	1.76807		0.99272
18 Dimethoate	1.93513	1.88284	1.72920	1.81890	1.98388	1.88204					
	1.92489						AVRG		1.87955		4.46888
19 Ronnel	1.49381	1.09752	1.14631	1.23377	1.29336	1.31702					
	1.27410						AVRG		1.26513		10.15653
20 Merphos-A (Merphos)	0.73714	0.72841	0.76463	0.71117	0.75339	0.75359					
	0.62474						AVRG		0.72472		6.56840

1/x

1/x

Table of Contents

TestAmerica

INITIAL CALIBRATION DATA

Start Cal Date : 26-JUN-2009 18:28
End Cal Date : 26-JUN-2009 21:13
Quant Method : ISTD
Target Version : 4.14
Integrator : Falcon
Method file : \\DenSvr03\Public\chem\GCS\GC_D2.i\0626092.B\8141A-2.m
Last Edit : 30-Jun-2009 12:58 GC_D2.i

Compound	0.2000000 Level 1	0.5000000 Level 2	1.0000 Level 3	2.0000 Level 4	3.0000 Level 5	4.0000 Level 6	5.0000 Level 7	Curve	Coefficients b	Coefficients m1	Coefficients m2	%RSD or R^2
21 Chlorpyrifos	1.28253	1.15885	1.24944	1.20702	1.32365	1.38773	1.37311	AVRG		1.28319		6.60140
22 Fenthion	1.20874	1.15890	1.17283	1.16181	1.25398	1.18816	1.18668	AVRG		1.19016		2.76871
23 Trichloronate	6944	26053	49357	106326	170976	208762	296442	WLINR	0.05263	1.73863		0.99738
24 Anilazine	1634	2256	3581	6899	11039	13112	19108	LINR	-0.00058	0.10979		0.99085
25 Methyl Parathion	1.21391	1.12059	1.22102	1.33829	1.35198	1.32937	1.41908	AVRG		1.28489		8.00353
26 Malathion	1.23986	1.19694	1.15056	1.17724	1.17540	1.20726	1.27856	AVRG		1.20369		3.60449
27 Tokuthion	1.50291	1.31056	1.35261	1.35076	1.45106	1.48916	1.40826	AVRG		1.40933		5.28420

Table of Contents

TestAmerica

INITIAL CALIBRATION DATA

Start Cal Date : 26-JUN-2009 18:28
End Cal Date : 26-JUN-2009 21:13
Quant Method : ISTD
Target Version : 4.14
Integrator : Falcon
Method file : \\DenSvr03\Public\chem\GCS\GC_D2.i\0626092.B\8141A-2.m
Last Edit : 30-Jun-2009 12:58 GC_D2.i

Compound	0.2000000 Level 1	0.5000000 Level 2	1.0000 Level 3	2.0000 Level 4	3.0000 Level 5	4.0000 Level 6	5.0000 Level 7	Curve	Coefficients b	m1	m2	%RSD or R^2	
28 Parathion	1.27111	1.15628	1.24872	1.23420	1.30817	1.35972							
	1.28450							AVRG		1.26610		5.02432	
29 Merphos-B (Merphos Oxone)	3793	6271	15065	23458	40683	62127							
	65080							WLINR	-0.05169	0.21659		0.96366	<-NTC, see merphos
30 Tetrachlorvinphos (stirophos)	0.86036	0.73114	0.73243	0.80291	0.86664	0.87311							
	0.86651							AVRG		0.81902		7.82425	
31 Carbophenothion methyl	1.16513	1.02032	1.04699	1.17159	1.27808	1.26831							
	1.26700							AVRG		1.17392		9.08251	
32 Bolstar	1.33280	1.22387	1.19075	1.20601	1.27262	1.22830							
	1.20152							AVRG		1.23655		4.05030	
33 Carbophenothion	1.18442	1.13595	1.15332	1.18001	1.34689	1.22912							
	1.28180							AVRG		1.21593		6.21486	
35 Fensulfothion	0.88346	0.80409	0.88036	0.97346	0.94597	1.00424							
	0.92148							AVRG		0.91615		7.30438	

Table of Contents

TestAmerica

INITIAL CALIBRATION DATA

Start Cal Date : 26-JUN-2009 18:28
End Cal Date : 26-JUN-2009 21:13
Quant Method : ISTD
Target Version : 4.14
Integrator : Falcon
Method file : \\DenSvr03\Public\chem\GCS\GC_D2.i\0626092.B\8141A-2.m
Last Edit : 30-Jun-2009 12:58 GC_D2.i

Compound	0.2000000 Level 1	0.5000000 Level 2	1.0000 Level 3	2.0000 Level 4	3.0000 Level 5	4.0000 Level 6	Curve	Coefficients b	m1	m2	%RSD or R^2
	5.0000 Level 7										
37 Phosmet / EPN	19707	35826	68186	146012	207459	263604					
	330448						WLINR	-0.04262	1.00518		0.99785
38 Famphur	1.45536	1.20800	1.18770	1.39816	1.20947	1.39569					
	1.32805						AVRG		1.31178		8.35158
39 Azinphos-methyl	1.25589	1.08970	1.07858	1.30240	1.20427	1.27709					
	1.19199						AVRG		1.19999		7.33978
40 Azinphos-ethyl	1.14013	1.11628	1.12015	1.18786	1.16269	1.14594					
	1.12699						AVRG		1.14286		2.23350
41 Coumaphos	0.78930	0.81655	0.85887	0.90448	0.89897	0.94628					
	0.93653						AVRG		0.87871		6.77030
42 Merphos	1.56460	1.43887	1.64263	1.66880	1.73437	1.91569					
	1.70275						AVRG		1.66682		8.85773
43 Total Demeton	3533	23328	47171	100663	168375	213468					
	244812						WLINR	0.06780	1.63923		0.99469

Table of Contents

TestAmerica

INITIAL CALIBRATION DATA

Start Cal Date : 26-JUN-2009 18:28
End Cal Date : 26-JUN-2009 21:13
Quant Method : ISTD
Target Version : 4.14
Integrator : Falcon
Method file : \\DenSvr03\Public\chem\GCS\GC_D2.i\0626092.B\8141A-2.m
Last Edit : 30-Jun-2009 12:58 GC_D2.i

Compound	0.2000000 Level 1	0.5000000 Level 2	1.0000 Level 3	2.0000 Level 4	3.0000 Level 5	4.0000 Level 6	Curve	Coefficients b	m1	m2	%RSD or R^2
	5.0000 Level 7										
$ 3 Chlormefos	2.19506	1.83698	1.78322	2.03418	2.29040	2.05386					
	2.04016						AVRG		2.03341		8.83890
$ 34 Triphenyl phosphate	1.10969	0.86972	0.91132	1.07710	1.01080	0.99885					
	1.00703						AVRG		0.99779		8.47904

Table of Contents

TestAmerica

INITIAL CALIBRATION DATA

Start Cal Date : 26-JUN-2009 18:28
End Cal Date : 26-JUN-2009 21:13
Quant Method : ISTD
Target Version : 4.14
Integrator : Falcon
Method file : \\DenSvr03\Public\chem\GCS\GC_D2.i\0626092.B\8141A-2.m
Last Edit : 30-Jun-2009 12:58 GC_D2.i

Curve	Formula	Units
Averaged	Amt = Rsp/m1	Response
Linear	Amt = b + Rsp/m1	Response
Wt Linear	Amt = b + Rsp/m1	Response

Table of Contents

-2009 12:58

Calibration History

Method : \\DenSvr03\Public\chem\GCS\GC_D2.i\0626092.B\8141A-2.m
Start Cal Date: 26-JUN-2009 18:28
End Cal Date : 26-JUN-2009 21:13
Last Cal Level: 1
Last Cal Type : Continuing Calibration

Initial Calibration

Injection Date	Sublist	Calibration File
Cal Level: 1 , Cal Amount: 0.20000		
26-JUN-2009 21:13	8141A	\\DenSvr03\Public\chem\GCS\GC_D2.i\0626092.B\009F0901.D
Cal Level: 2 , Cal Amount: 0.50000		
26-JUN-2009 20:45	8141A	\\DenSvr03\Public\chem\GCS\GC_D2.i\0626092.B\008F0801.D
Cal Level: 3 , Cal Amount: 1.00000		
26-JUN-2009 20:18	8141A	\\DenSvr03\Public\chem\GCS\GC_D2.i\0626092.B\007F0701.D
Cal Level: 4 , Cal Amount: 2.00000		
26-JUN-2009 19:50	8141A	\\DenSvr03\Public\chem\GCS\GC_D2.i\0626092.B\006F0601.D
Cal Level: 5 , Cal Amount: 3.00000		
26-JUN-2009 19:23	8141A	\\DenSvr03\Public\chem\GCS\GC_D2.i\0626092.B\005F0501.D
Cal Level: 6 , Cal Amount: 4.00000		
26-JUN-2009 18:55	8141A	\\DenSvr03\Public\chem\GCS\GC_D2.i\0626092.B\004F0401.D
Cal Level: 7 , Cal Amount: 5.00000		
26-JUN-2009 18:28	8141A	\\DenSvr03\Public\chem\GCS\GC_D2.i\0626092.B\003F0301.D

Continuing Calibration

OBAL LEVEL 4

26-JUN-2009 21:40	8141A	\\DenSvr03\Public\chem\GCS\GC_D2.i\0626092.B\010F1001.D
26-JUN-2009 19:50	8141A	\\DenSvr03\Public\chem\GCS\GC_D2.i\0626092.B\006F0601.D
26-JUN-2009 19:23	8141A	\\DenSvr03\Public\chem\GCS\GC_D2.i\0626092.B\005F0501.D

vr03\Public\chem\GCS\GC_D2.i\0626091.B/010F1001.D
Report Date: 06/30/2009

CONTINUING CALIBRATION COMPOUNDS
PERCENT DRIFT REPORT

Instrument ID: GC_D2.i
Lab File ID: 010F1001.D
Analysis Type: NONE

Injection Date: 26-JUN-2009 21:40
Lab Sample ID: OPP SS GSV0633
Method File: \\DenSvr03\Public\chem\GCS\GC_D2.

	COMPOUND	EXPECTED CONC.	MEASURED CONC.	%D	MAX %D	
1	o,o,o-TEPT	2.0000	2.0577	2.9	15.0	
2	Dichlorvos	2.0000	1.9061	4.7	15.0	
3	Mevinphos	2.0000	1.6977	15.1	15.0	<- ok
4	Chlormefos	2.0000	1.7808	11.0	15.0	
5	Thionazin	2.0000	1.9740	1.3	15.0	
6	Demeton-O	0.6500	1.8707	187.8	15.0	<- ok, see total demeton
7	Ethoprop	2.0000	2.0536	2.7	15.0	
8	Naled	2.0000	1.1983	40.1	15.0	<-
9	Sulfotepp	2.0000	1.7932	10.3	15.0	
10	Phorate	2.0000	2.0180	0.9	15.0	
11	Dimethoate	2.0000	2.0859	4.3	15.0	
12	Demeton-S	1.3600	0.2313	83.0	15.0	<- ok, see total demeton
13	Simazine	2.0000	2.6218	31.1	15.0	<-
14	Atrazine	2.0000	1.9566	2.2	15.0	
15	propazine	2.0000	1.9127	4.4	15.0	
17	Disulfoton	2.0000	1.5890	20.6	15.0	<-
16	Diazinon	2.0000	2.1583	7.9	15.0	
18	Methyl Parathion	2.0000	2.0404	2.0	15.0	
19	Ronnel	2.0000	2.1513	7.6	15.0	
20	Malathion	2.0000	1.6248	18.8	15.0	<-
21	Fenthion	2.0000	1.8840	5.8	15.0	
22	Parathion	2.0000	1.9436	2.8	15.0	
23	Chlorpyrifos	2.0000	1.9720	1.4	15.0	
24	Trichloronate	2.0000	1.8619	6.9	15.0	
25	Anilazine	2.0000	1.0151	49.2	15.0	<-
148	Merphos-A (Merphos)	2.0000	0.4078	79.6	999.0	
26	Tetrachlorvinphos (Stirophos)	2.0000	2.0880	4.4	15.0	
28	Tokuthion	2.0000	2.0254	1.3	15.0	
149	Merphos-B (Merphos Oxone)	2.0000	6.6232	231.2	999.0	
29	Carbophenothion-methyl	2.0000	1.3536	32.3	15.0	<-
29	Fensulfothion	2.0000	1.9235	3.8	15.0	
30	Bolstar / Famphur	4.0000	4.0636	1.6	15.0	
32	Carbophenothion	2.0000	1.8639	6.8	15.0	
31	Triphenyl phosphate	2.0000	1.7170	14.2	15.0	
34	Phosmet	2.0000	1.6471	17.6	15.0	<-
32	EPN	2.0000	1.7931	10.3	15.0	
33	Azinphos-methyl	2.0000	1.9226	3.9	15.0	
35	Azinphos-ethyl	2.0000	1.8331	8.3	15.0	
36	Coumaphos	2.0000	2.0063	0.3	15.0	

rr03\Public\chem\GCS\GC_D2.i\0626091.B/010F1001.D
Report Date: 06/30/2009

CONTINUING CALIBRATION COMPOUNDS
PERCENT DRIFT REPORT

Instrument ID: GC_D2.i
Lab File ID: 010F1001.D
Analysis Type: NONE

Injection Date: 26-JUN-2009 21:40
Lab Sample ID: OPP SS GSV0633
Method File: \\DenSvr03\Public\chem\GCS\GC_D2.

COMPOUND	EXPECTED CONC.	MEASURED CONC.	%D	MAX %D
27 Merphos	2.0000	1.7215	13.9	15.0
40 Total Demeton	2.0000	2.1021	5.1	15.0

Average %D = 23.4

\\DenSvr03\Public\chem\GCS\GC_D2.i\0626092.B/010F1001.D
Report Date: 06/30/2009

CONTINUING CALIBRATION COMPOUNDS
PERCENT DRIFT REPORT

Instrument ID: GC_D2.i
Lab File ID: 010F1001.D
Analysis Type: NONE

Injection Date: 26-JUN-2009 21:40
Lab Sample ID: OPP SS GSV0633
Method File: \\DenSvr03\Public\chem\GCS\GC_D2.

	COMPOUND	EXPECTED CONC.	MEASURED CONC.	%D	MAX %D	
1	o,o,o-TEPT	2.0000	2.0069	0.3	15.0	
2	Dichlorvos	2.0000	1.7707	11.5	15.0	
3	Chlormefos	2.0000	1.6957	15.2	15.0	<- ok
4	Mevinphos	2.0000	1.8364	8.2	15.0	
5	Demeton-O	0.6500	2.0472	215.0	15.0	<- ok, see total demeton
6	Thionazin	2.0000	1.8758	6.2	15.0	
7	Ethoprop	2.0000	1.8962	5.2	15.0	
8	Phorate	2.0000	1.9509	2.5	15.0	
10	Naled	2.0000	1.0486	47.6	15.0	<-
146	Sulfotepp	2.0000	1.7143	14.3	15.0	
10	Simazine	2.0000	3.6013	80.1	15.0	<-
12	Diazinon	2.0000	2.0803	4.0	15.0	
150	Atrazine	2.0000	1.9693	1.5	15.0	
13	Propazine	2.0000	1.8742	6.3	15.0	
14	Disulfoton	2.0000	1.6970	15.1	15.0	<- ok
15	Demeton-S	1.3600	0.2011	85.2	15.0	<- ok, see total demeton
16	Dimethoate	2.0000	1.8701	6.5	15.0	
17	Ronnel	2.0000	2.0112	0.6	15.0	
148	Merphos-A (Merphos)	2.0000	0.5348	73.3	999.0	
18	Chlorpyrifos	2.0000	2.1084	5.4	15.0	
19	Fenthion	2.0000	2.0634	3.2	15.0	
20	Trichloronate	2.0000	1.8617	6.9	15.0	
21	Anilazine	2.0000	1.2425	37.9	15.0	<-
23	Methyl Parathion	2.0000	2.0228	1.1	15.0	
24	Malathion	2.0000	1.5362	23.2	15.0	<-
25	Tokuthion	2.0000	1.8925	5.4	15.0	
26	Parathion	2.0000	2.1337	6.7	15.0	
149	Merphos-B (Merphos Oxone)	2.0000	5.0080	150.4	999.0	
27	Tetrachlorvinphos (stirophos)	2.0000	2.0814	4.1	15.0	
28	Carbophenothion methyl	2.0000	1.2466	37.7	15.0	<-
28	Bolstar	2.0000	2.0778	3.9	15.0	
30	Carbophenothion	2.0000	1.7496	12.5	15.0	
29	Triphenyl phosphate	2.0000	1.7275	13.6	15.0	
30	Fensulfothion	2.0000	2.0824	4.1	15.0	
35	Phosmet / EPN	4.0000	3.4695	13.3	15.0	
33	Famphur	2.0000	1.7579	12.1	15.0	
34	Azinphos-methyl	2.0000	1.8108	9.5	15.0	
35	Azinphos-ethyl	2.0000	1.7982	10.1	15.0	
36	Coumaphos	2.0000	1.9588	2.1	15.0	

\\DenSvr03\Public\chem\GCS\GC_D2.i\0626092.B/010F1001.D
Report Date: 06/30/2009

CONTINUING CALIBRATION COMPOUNDS
PERCENT DRIFT REPORT

Instrument ID: GC_D2.i
Lab File ID: 010F1001.D
Analysis Type: NONE

Injection Date: 26-JUN-2009 21:40
Lab Sample ID: OPP SS GSV0633
Method File: \\DenSvr03\Public\chem\GCS\GC_D2.

COMPOUND	EXPECTED CONC.	MEASURED CONC.	%D	MAX %D	
22 Merphos	2.0000	1.6146	19.3	15.0	<-
40 Total Demeton	2.0000	2.2483	12.4	15.0	

Average %D = 24.2

TestAmerica

Data file : \\DenSvr03\Public\chem\GCS\GC_D2.i\0626091.B\003F0301.D
Lab Smp Id: OPP L7 GSV0634 Client Smp ID: OPP L7 GSV0634
Inj Date : 26-JUN-2009 18:28
Operator : MPK/TLW Inst ID: GC_D2.i
Smp Info : OPP L7 GSV0634
Misc Info : IS - GSV0633-09
Comment :
Method : \\DenSvr03\Public\chem\GCS\GC_D2.i\0626091.B\8141A-1.m
Meth Date : 30-Jun-2009 12:45 GC_D2.i Quant Type: ISTD
Cal Date : 26-JUN-2009 20:18 Cal File: 007F0701.D
Als bottle: 3 Calibration Sample, Level: 7
Dil Factor: 1.00000
Integrator: Falcon Compound Sublist: 8141A.sub
Target Version: 4.14
Processing Host: DENPC075

						AMOUNTS	
						CAL-AMT	ON-COL
	Compounds	RT	EXP RT	REL RT	RESPONSE	(ug/mL)	(ug/mL)
	1 o,o,o-TEPT	3.256	3.254	(0.183)	707938	5.00000	4.923
	2 Dichlorvos	4.075	4.074	(0.228)	456822	5.00000	5.116(A)
	3 Mevinphos	5.736	5.739	(0.322)	240948	5.00000	4.912
$	4 Chlormefos	5.835	5.836	(0.327)	549929	5.00000	4.918
	5 Thionazin	7.505	7.507	(0.421)	493034	5.00000	4.831
	6 Demeton-O	7.645	7.649	(0.428)	165003	1.62500	1.714
	7 Ethoprop	7.846	7.852	(0.440)	445084	5.00000	4.977
	8 Naled	8.053	8.057	(0.451)	121152	5.00000	5.203(A)
*	9 Tributylphosphate	8.110	8.135	(1.000)	206876	2.00000	
	10 Sulfotepp	8.440	8.442	(0.473)	609341	5.00000	4.831
	11 Phorate	8.530	8.532	(0.478)	441181	5.00000	4.764
	12 Dimethoate	8.655	8.659	(0.485)	565436	5.00000	5.256(A)
	13 Demeton-S	8.838	8.846	(0.495)	264954	3.40000	3.396
	14 Simazine	8.921	8.924	(0.500)	190219	5.00000	5.176(A)
	15 Atrazine	9.091	9.094	(0.510)	228392	5.00000	5.475(A)
	16 propazine	9.236	9.241	(0.518)	202756	5.00000	5.268(A)
	17 Disulfoton	9.866	9.869	(0.553)	290419	5.00000	4.668
	18 Diazinon	9.900	9.902	(0.555)	490902	5.00000	4.934
	19 Methyl Parathion	10.715	10.717	(0.601)	322048	5.00000	5.104(A)
	20 Ronnel	11.238	11.241	(0.630)	302582	5.00000	4.640
	21 Malathion	11.801	11.804	(0.661)	283462	5.00000	4.812
	22 Fenthion	11.930	11.932	(0.669)	301476	5.00000	4.701
	23 Parathion	12.020	12.019	(0.674)	334974	5.00000	4.908
	24 Chlorpyrifos	12.068	12.067	(0.676)	398604	5.00000	4.827
	25 Trichloronate	12.493	12.496	(0.700)	365975	5.00000	4.959
	26 Anilazine	12.815	12.817	(0.718)	34322	5.00000	4.247
	27 Merphos-A (Merphos)	13.196	13.199	(0.740)	302744	5.00000	4.916
	28 Tetrachlorvinphos (Stirophos)	13.818	13.824	(0.774)	210886	5.00000	5.153(A)
	29 Tokuthion	14.448	14.449	(0.810)	351657	5.00000	4.970
	30 Merphos-B (Merphos Oxone)	14.646	14.651	(0.821)	79809	5.00000	4.813
	31 Carbophenothion-methyl	15.235	15.239	(0.854)	266724	5.00000	4.968
	32 Fensulfothion	15.356	15.361	(0.861)	295978	5.00000	4.978
	33 Bolstar / Famphur	16.053	16.053	(0.900)	629265	10.0000	9.297

		Compounds	RT	EXP RT	REL RT	RESPONSE	AMOUNTS CAL-AMT (ug/mL)	AMOUNTS ON-COL (ug/mL)
	34	Carbophenothion	16.196	16.197	(0.908)	321417	5.00000	4.733
$	35	Triphenyl phosphate	16.710	16.712	(0.936)	244102	5.00000	4.730(A)
	36	Phosmet	16.963	16.963	(0.951)	290049	5.00000	4.990
	37	EPN	17.150	17.151	(0.961)	294020	5.00000	5.219(A)
	38	Azinphos-methyl	17.478	17.480	(0.980)	309219	5.00000	4.993
*	39	TOCP	17.843	17.846	(1.000)	102065	2.00000	
	40	Azinphos-ethyl	17.923	17.926	(1.004)	318459	5.00000	4.789
	41	Coumaphos	18.363	18.366	(1.029)	252650	5.00000	5.058(A)
S	42	Merphos				382553	5.00000	4.876
M	43	Total Demeton				429957	5.00000	5.110

QC Flag Legend

A - Target compound detected but, quantitated amount exceeded maximum amount.

TestAmerica

INTERNAL STANDARD COMPOUNDS
AREA AND RT SUMMARY

Instrument ID: GC_D2.i
Lab File ID: 003F0301.D
Lab Smp Id: OPP L7 GSV0634
Analysis Type: SV
Quant Type: ISTD
Operator: MPK/TLW
Method File: \\DenSvr03\Public\chem\GCS\GC_D2.i\0626091.B\8141A-1.m
Misc Info: IS - GSV0633-09

Calibration Date: 26-JUN-2009
Calibration Time: 21:40
Client Smp ID: OPP L7 GSV0634
Level:
Sample Type:

		AREA LIMIT			
COMPOUND	STANDARD	LOWER	UPPER	SAMPLE	%DIFF
9 Tributylphosphate	166572	83286	333144	206876	24.20
39 TOCP	99647	49824	199294	102065	2.43

		RT LIMIT			
COMPOUND	STANDARD	LOWER	UPPER	SAMPLE	%DIFF
9 Tributylphosphate	8.11	7.61	8.61	8.11	-0.03
39 TOCP	17.84	17.34	18.34	17.84	0.01

AREA UPPER LIMIT = +100% of internal standard area.
AREA LOWER LIMIT = - 50% of internal standard area.
RT UPPER LIMIT = + 0.50 minutes of internal standard RT.
RT LOWER LIMIT = - 0.50 minutes of internal standard RT.



Data File: \\DenSvr03\Public\chem\GCS\GC_D2.i\0626091.B\003F0301.D
Date : 26-JUN-2009 18:28
Client ID: OPP L7 GSV0634
Sample Info: OPP L7 GSV0634
Column phase: RTx-1MS

Instrument: GC_D2.i
Operator: MPK/TLW
Column diameter: 0.32

TestAmerica

Data file : \\DenSvr03\Public\chem\GCS\GC_D2.i\0626091.B\004F0401.D
Lab Smp Id: OPP L6 GSV0637 Client Smp ID: OPP L6 GSV0637
Inj Date : 26-JUN-2009 18:55
Operator : MPK/TLW Inst ID: GC_D2.i
Smp Info : OPP L6 GSV0637
Misc Info : IS - GSV0633-09
Comment :
Method : \\DenSvr03\Public\chem\GCS\GC_D2.i\0626091.B\8141A-1.m
Meth Date : 30-Jun-2009 12:45 GC_D2.i Quant Type: ISTD
Cal Date : 26-JUN-2009 18:28 Cal File: 003F0301.D
Als bottle: 4 Calibration Sample, Level: 6
Dil Factor: 1.00000
Integrator: Falcon Compound Sublist: 8141A.sub
Target Version: 4.14
Processing Host: DENPC075

						AMOUNTS	
						CAL-AMT	ON-COL
	Compounds	RT	EXP RT	REL RT	RESPONSE	(ug/mL)	(ug/mL)
	1 o,o,o-TEPT	3.254	3.254	(0.182)	559984	4.00000	4.123
	2 Dichlorvos	4.074	4.074	(0.228)	337386	4.00000	4.000
	3 Mevinphos	5.736	5.739	(0.321)	189437	4.00000	4.089
$	4 Chlormefos	5.834	5.836	(0.327)	433193	4.00000	4.101
	5 Thionazin	7.504	7.507	(0.421)	385808	4.00000	4.002
	6 Demeton-O	7.646	7.649	(0.429)	113108	1.30000	1.237
	7 Ethoprop	7.848	7.852	(0.440)	343730	4.00000	4.069
	8 Naled	8.054	8.057	(0.451)	90892	4.00000	4.172
*	9 Tributylphosphate	8.111	8.135	(1.000)	190710	2.00000	
	10 Sulfotepp	8.439	8.442	(0.473)	486417	4.00000	4.072
	11 Phorate	8.531	8.532	(0.478)	345415	4.00000	3.949
	12 Dimethoate	8.654	8.659	(0.485)	445385	4.00000	4.383
	13 Demeton-S	8.838	8.846	(0.495)	208362	2.72000	2.828
	14 Simazine	8.919	8.924	(0.500)	147784	4.00000	4.272
	15 Atrazine	9.089	9.094	(0.509)	175159	4.00000	4.445
	16 propazine	9.236	9.241	(0.518)	156982	4.00000	4.318
	17 Disulfoton	9.868	9.869	(0.553)	247845	4.00000	4.214
	18 Diazinon	9.901	9.902	(0.555)	354996	4.00000	3.778
	19 Methyl Parathion	10.714	10.717	(0.601)	250051	4.00000	4.196
	20 Ronnel	11.239	11.241	(0.630)	259621	4.00000	4.214
	21 Malathion	11.799	11.804	(0.661)	228260	4.00000	4.097
	22 Fenthion	11.931	11.932	(0.669)	241990	4.00000	3.995
	23 Parathion	12.018	12.019	(0.674)	267071	4.00000	4.142
	24 Chlorpyrifos	12.066	12.067	(0.676)	312992	4.00000	4.013
	25 Trichloronate	12.493	12.496	(0.700)	293942	4.00000	4.216
	26 Anilazine	12.814	12.817	(0.718)	29375	4.00000	4.019
	27 Merphos-A (Merphos)	13.196	13.199	(0.740)	239875	4.00000	4.124
	28 Tetrachlorvinphos (Stirophos)	13.818	13.824	(0.774)	164180	4.00000	4.247
	29 Tokuthion	14.446	14.449	(0.810)	271654	4.00000	4.065
	30 Merphos-B (Merphos Oxone)	14.648	14.651	(0.821)	65974	4.00000	4.215
	31 Carbophenothion-methyl	15.234	15.239	(0.854)	206137	4.00000	4.052
	32 Fensulfothion	15.358	15.361	(0.861)	229856	4.00000	4.110
	33 Bolstar / Famphur	16.053	16.053	(0.900)	495681	8.00000	7.753

		Compounds	RT	EXP RT	REL RT	RESPONSE	AMOUNTS CAL-AMT (ug/mL)	AMOUNTS ON-COL (ug/mL)
	34	Carbophenothion	16.194	16.197	(0.908)	272632	4.00000	4.251
$	35	Triphenyl phosphate	16.711	16.712	(0.937)	194548	4.00000	3.991(A)
	36	Phosmet	16.963	16.963	(0.951)	223910	4.00000	4.079
	37	EPN	17.148	17.151	(0.961)	220388	4.00000	4.152
	38	Azinphos-methyl	17.478	17.480	(0.980)	244293	4.00000	4.176
*	39	TOCP	17.843	17.846	(1.000)	96406	2.00000	
	40	Azinphos-ethyl	17.923	17.926	(1.004)	253982	4.00000	4.021
	41	Coumaphos	18.363	18.366	(1.029)	194765	4.00000	4.128
S	42	Merphos				305849	4.00000	4.161
M	43	Total Demeton				321470	4.00000	4.064

QC Flag Legend

A - Target compound detected but, quantitated amount exceeded maximum amount.

TestAmerica

INTERNAL STANDARD COMPOUNDS
AREA AND RT SUMMARY

Instrument ID: GC_D2.i
Lab File ID: 004F0401.D
Lab Smp Id: OPP L6 GSV0637
Analysis Type: SV
Quant Type: ISTD
Operator: MPK/TLW
Method File: \\DenSvr03\Public\chem\GCS\GC_D2.i\0626091.B\8141A-1.m
Misc Info: IS - GSV0633-09

Calibration Date: 26-JUN-2009
Calibration Time: 21:40
Client Smp ID: OPP L6 GSV0637
Level:
Sample Type:

COMPOUND	STANDARD	AREA LIMIT LOWER	AREA LIMIT UPPER	SAMPLE	%DIFF
9 Tributylphosphate	166572	83286	333144	190710	14.49
39 TOCP	99647	49824	199294	96406	-3.25

COMPOUND	STANDARD	RT LIMIT LOWER	RT LIMIT UPPER	SAMPLE	%DIFF
9 Tributylphosphate	8.11	7.61	8.61	8.11	-0.01
39 TOCP	17.84	17.34	18.34	17.84	0.00

AREA UPPER LIMIT = +100% of internal standard area.
AREA LOWER LIMIT = - 50% of internal standard area.
RT UPPER LIMIT = + 0.50 minutes of internal standard RT.
RT LOWER LIMIT = - 0.50 minutes of internal standard RT.



Data File: \\DenSvr03\Public\chem\GCS\GC_D2.i\0626091.B\004F0401.D
Date : 26-JUN-2009 18:55
Client ID: OPP L6 GSV0637
Sample Info: OPP L6 GSV0637
Column phase: RTx-1MS
Instrument: GC_D2.i
Operator: MPK/TLW
Column diameter: 0.32

TestAmerica

Data file : \\DenSvr03\Public\chem\GCS\GC_D2.i\0626091.B\005F0501.D
Lab Smp Id: OPP L5 GSV0635 Client Smp ID: OPP L5 GSV0635
Inj Date : 26-JUN-2009 19:23
Operator : MPK/TLW Inst ID: GC_D2.i
Smp Info : OPP L5 GSV0635
Misc Info : IS - GSV0633-09
Comment :
Method : \\DenSvr03\Public\chem\GCS\GC_D2.i\0626091.B\8141A-1.m
Meth Date : 30-Jun-2009 12:45 GC_D2.i Quant Type: ISTD
Cal Date : 26-JUN-2009 18:55 Cal File: 004F0401.D
Als bottle: 5 Calibration Sample, Level: 5
Dil Factor: 1.00000
Integrator: Falcon Compound Sublist: 8141A.sub
Target Version: 4.14
Processing Host: DENPC075

						AMOUNTS	
						CAL-AMT	ON-COL
	Compounds	RT	EXP RT	REL RT	RESPONSE	(ug/mL)	(ug/mL)
	1 o,o,o-TEPT	3.254	3.254	(0.182)	430120	3.00000	2.892
	2 Dichlorvos	4.074	4.074	(0.228)	272336	3.00000	2.949
	3 Mevinphos	5.737	5.739	(0.322)	150686	3.00000	2.970
$	4 Chlormefos	5.834	5.836	(0.327)	373109	3.00000	3.226
	5 Thionazin	7.504	7.507	(0.421)	310451	3.00000	2.941
	6 Demeton-O	7.646	7.649	(0.429)	96004	0.97500	0.9530
	7 Ethoprop	7.847	7.852	(0.440)	275706	3.00000	2.981
	8 Naled	8.054	8.057	(0.451)	67594	3.00000	2.896
*	9 Tributylphosphate	8.111	8.135	(1.000)	190357	2.00000	
	10 Sulfotepp	8.439	8.442	(0.473)	393078	3.00000	2.987
	11 Phorate	8.531	8.532	(0.478)	279291	3.00000	2.916
	12 Dimethoate	8.654	8.659	(0.485)	354003	3.00000	3.181
	13 Demeton-S	8.837	8.846	(0.495)	167136	2.04000	2.071
	14 Simazine	8.919	8.924	(0.500)	115426	3.00000	3.070
	15 Atrazine	9.089	9.094	(0.509)	135287	3.00000	3.135
	16 propazine	9.236	9.241	(0.518)	119795	3.00000	3.009
	17 Disulfoton	9.867	9.869	(0.553)	193050	3.00000	2.986
	18 Diazinon	9.901	9.902	(0.555)	314608	3.00000	3.057
	19 Methyl Parathion	10.714	10.717	(0.600)	206402	3.00000	3.163
	20 Ronnel	11.239	11.241	(0.630)	197062	3.00000	2.921
	21 Malathion	11.799	11.804	(0.661)	186013	3.00000	3.038
	22 Fenthion	11.931	11.932	(0.669)	198864	3.00000	2.998
	23 Parathion	12.017	12.019	(0.674)	215846	3.00000	3.057
	24 Chlorpyrifos	12.066	12.067	(0.676)	255782	3.00000	2.995
	25 Trichloronate	12.494	12.496	(0.700)	231599	3.00000	3.034
	26 Anilazine	12.812	12.817	(0.718)	19893	3.00000	2.881
	27 Merphos-A (Merphos)	13.196	13.199	(0.740)	192022	3.00000	3.015
	28 Tetrachlorvinphos (Stirophos)	13.816	13.824	(0.774)	134968	3.00000	3.188
	29 Tokuthion	14.447	14.449	(0.810)	220825	3.00000	3.018
	30 Merphos-B (Merphos Oxone)	14.647	14.651	(0.821)	50056	3.00000	2.927
	31 Carbophenothion-methyl	15.236	15.239	(0.854)	167145	3.00000	2.983
	32 Fensulfothion	15.356	15.361	(0.861)	185778	3.00000	3.058
	33 Bolstar / Famphur	16.051	16.053	(0.900)	404218	6.00000	5.774

		Compounds	RT	EXP RT	REL RT	RESPONSE	AMOUNTS CAL-AMT (ug/mL)	AMOUNTS ON-COL (ug/mL)
	34	Carbophenothion	16.194	16.197	(0.908)	199717	3.00000	2.844
$	35	Triphenyl phosphate	16.711	16.712	(0.937)	157761	3.00000	2.956(A)
	36	Phosmet	16.962	16.963	(0.951)	177892	3.00000	2.959
	37	EPN	17.149	17.151	(0.961)	171283	3.00000	2.961
	38	Azinphos-methyl	17.476	17.480	(0.979)	195645	3.00000	3.054
*	39	TOCP	17.842	17.846	(1.000)	105568	2.00000	
	40	Azinphos-ethyl	17.922	17.926	(1.004)	209971	3.00000	2.999
	41	Coumaphos	18.364	18.366	(1.029)	159962	3.00000	3.096
S	42	Merphos				242078	3.00000	2.978
M	43	Total Demeton				263140	3.00000	3.024

QC Flag Legend

A - Target compound detected but, quantitated amount exceeded maximum amount.

TestAmerica

INTERNAL STANDARD COMPOUNDS
AREA AND RT SUMMARY

Instrument ID: GC_D2.i
Lab File ID: 005F0501.D
Lab Smp Id: OPP L5 GSV0635
Analysis Type: SV
Quant Type: ISTD
Operator: MPK/TLW
Method File: \\DenSvr03\Public\chem\GCS\GC_D2.i\0626091.B\8141A-1.m
Misc Info: IS - GSV0633-09

Calibration Date: 26-JUN-2009
Calibration Time: 21:40
Client Smp ID: OPP L5 GSV0635
Level:
Sample Type:

		AREA LIMIT			
COMPOUND	STANDARD	LOWER	UPPER	SAMPLE	%DIFF
9 Tributylphosphate	166572	83286	333144	190357	14.28
39 TOCP	99647	49824	199294	105568	5.94

		RT LIMIT			
COMPOUND	STANDARD	LOWER	UPPER	SAMPLE	%DIFF
9 Tributylphosphate	8.11	7.61	8.61	8.11	-0.02
39 TOCP	17.84	17.34	18.34	17.84	0.00

AREA UPPER LIMIT = +100% of internal standard area.
AREA LOWER LIMIT = - 50% of internal standard area.
RT UPPER LIMIT = + 0.50 minutes of internal standard RT.
RT LOWER LIMIT = - 0.50 minutes of internal standard RT.

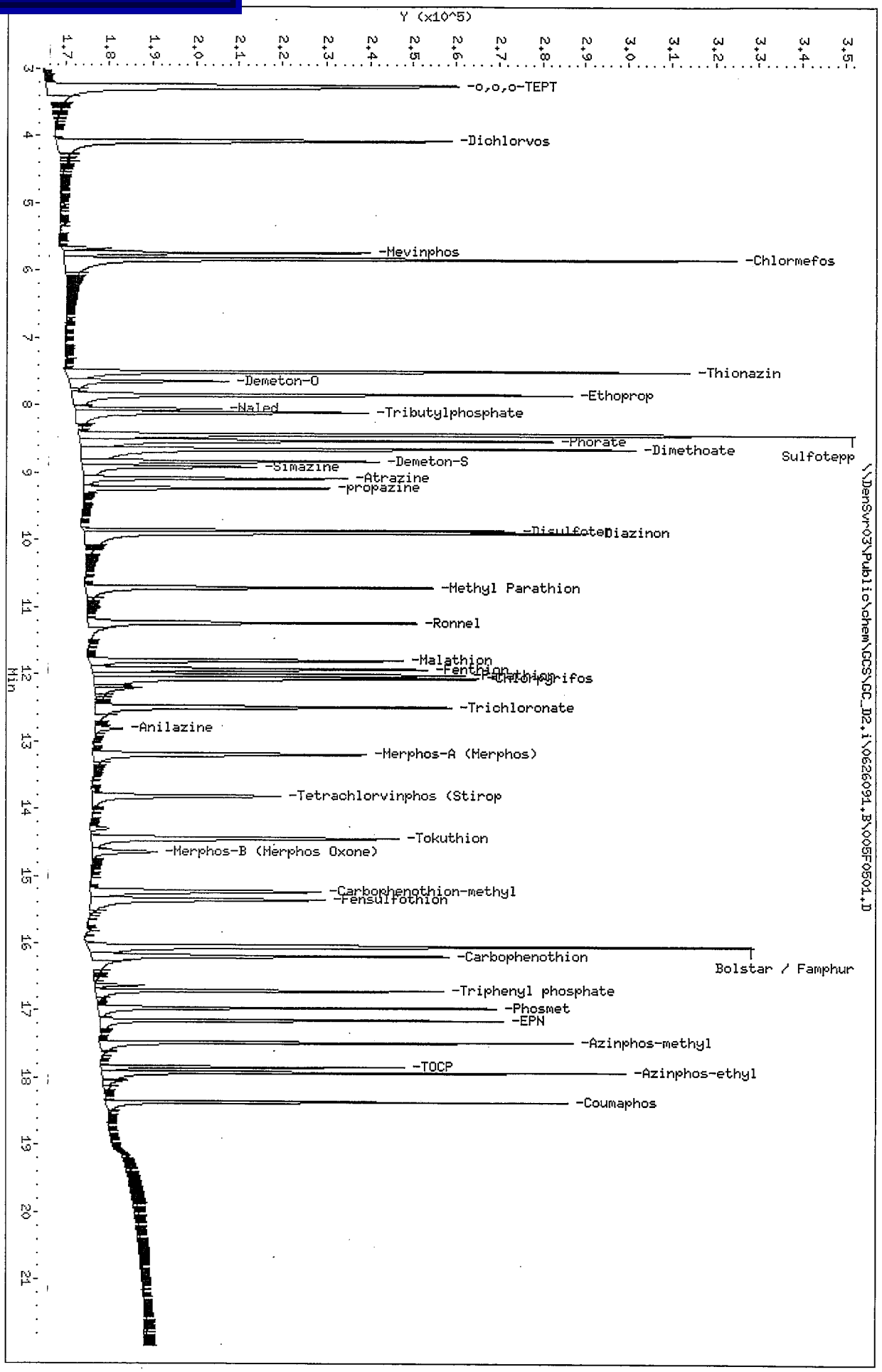

Data File: \\DenSvr03\Public\chem\GCS\GC_D2.i\0626091.B\005F0501.D
Date : 26-JUN-2009 19:23
Client ID: OPP L5 GSV0635
Sample Info: OPP L5 GSV0635
Column phase: RTx-1HS
Instrument: GC_D2.i
Operator: MPK/TLW
Column diameter: 0.32

TestAmerica

Data file : \\DenSvr03\Public\chem\GCS\GC_D2.i\0626091.B\006F0601.D
Lab Smp Id: OPP L4 GSV0638 Client Smp ID: OPP L4 GSV0638
Inj Date : 26-JUN-2009 19:50
Operator : MPK/TLW Inst ID: GC_D2.i
Smp Info : OPP L4 GSV0638
Misc Info : IS - GSV0633-09
Comment :
Method : \\DenSvr03\Public\chem\GCS\GC_D2.i\0626091.B\8141A-1.m
Meth Date : 30-Jun-2009 12:45 GC_D2.i Quant Type: ISTD
Cal Date : 26-JUN-2009 19:23 Cal File: 005F0501.D
Als bottle: 6 Calibration Sample, Level: 4
Dil Factor: 1.00000
Integrator: Falcon Compound Sublist: 8141A.sub
Target Version: 4.14
Processing Host: DENPC075

						AMOUNTS	
						CAL-AMT	ON-COL
	Compounds	RT	EXP RT	REL RT	RESPONSE	(ug/mL)	(ug/mL)
	1 o,o,o-TEPT	3.255	3.254	(0.182)	282037	2.00000	2.056
	2 Dichlorvos	4.075	4.074	(0.228)	171715	2.00000	2.016
	3 Mevinphos	5.737	5.739	(0.322)	99077	2.00000	2.117
$	4 Chlormefos	5.834	5.836	(0.327)	220122	2.00000	2.064
	5 Thionazin	7.504	7.507	(0.421)	202723	2.00000	2.082
	6 Demeton-O	7.647	7.649	(0.429)	62341	0.65000	0.6633
	7 Ethoprop	7.849	7.852	(0.440)	168636	2.00000	1.977
	8 Naled	8.055	8.057	(0.451)	36940	2.00000	1.794
*	9 Tributylphosphate	8.112	8.135	(1.000)	160310	2.00000	
	10 Sulfotepp	8.439	8.442	(0.473)	259970	2.00000	2.122
	11 Phorate	8.530	8.532	(0.478)	177561	2.00000	2.010
	12 Dimethoate	8.655	8.659	(0.485)	219744	2.00000	2.141
	13 Demeton-S	8.840	8.846	(0.495)	104966	1.36000	1.410
	14 Simazine	8.919	8.924	(0.500)	64611	2.00000	1.894
	15 Atrazine	9.089	9.094	(0.509)	82396	2.00000	2.070
	16 propazine	9.235	9.241	(0.518)	76116	2.00000	2.073
	17 Disulfoton	9.867	9.869	(0.553)	127893	2.00000	2.134
	18 Diazinon	9.902	9.902	(0.555)	196533	2.00000	2.071
	19 Methyl Parathion	10.714	10.717	(0.600)	128904	2.00000	2.142
	20 Ronnel	11.239	11.241	(0.630)	125931	2.00000	2.024
	21 Malathion	11.799	11.804	(0.661)	119836	2.00000	2.110
	22 Fenthion	11.930	11.932	(0.669)	125692	2.00000	2.054
	23 Parathion	12.017	12.019	(0.673)	135333	2.00000	2.078
	24 Chlorpyrifos	12.067	12.067	(0.676)	158619	2.00000	2.014
	25 Trichloronate	12.494	12.496	(0.700)	144264	2.00000	2.049
	26 Anilazine	12.815	12.817	(0.718)	12790	2.00000	2.151
	27 Merphos-A (Merphos)	13.197	13.199	(0.740)	120719	2.00000	2.055
	28 Tetrachlorvinphos (Stirophos)	13.817	13.824	(0.774)	81250	2.00000	2.081
	29 Tokuthion	14.447	14.449	(0.810)	140431	2.00000	2.081
	30 Merphos-B (Merphos Oxone)	14.649	14.651	(0.821)	34113	2.00000	2.168
	31 Carbophenothion-methyl	15.235	15.239	(0.854)	105577	2.00000	2.022
	32 Fensulfothion	15.357	15.361	(0.861)	104440	2.00000	1.901
	33 Bolstar / Famphur	16.052	16.053	(0.900)	260611	4.00000	4.036

	Compounds	RT	EXP RT	REL RT	RESPONSE	AMOUNTS CAL-AMT (ug/mL)	AMOUNTS ON-COL (ug/mL)
	34 Carbophenothion	16.195	16.197	(0.908)	128846	2.00000	1.989
$	35 Triphenyl phosphate	16.710	16.712	(0.936)	102669	2.00000	2.086 (A)
	36 Phosmet	16.962	16.963	(0.951)	117406	2.00000	2.118
	37 EPN	17.149	17.151	(0.961)	111165	2.00000	2.098
	38 Azinphos-methyl	17.477	17.480	(0.979)	124853	2.00000	2.113
*	39 TOCP	17.844	17.846	(1.000)	97363	2.00000	
	40 Azinphos-ethyl	17.924	17.926	(1.004)	134607	2.00000	2.040
	41 Coumaphos	18.364	18.366	(1.029)	99259	2.00000	2.083
S	42 Merphos				154832	2.00000	2.068
M	43 Total Demeton				167307	2.00000	2.074

QC Flag Legend

A - Target compound detected but, quantitated amount exceeded maximum amount.

TestAmerica

INTERNAL STANDARD COMPOUNDS
AREA AND RT SUMMARY

Instrument ID: GC_D2.i
Lab File ID: 006F0601.D
Lab Smp Id: OPP L4 GSV0638
Analysis Type: SV
Quant Type: ISTD
Operator: MPK/TLW
Method File: \\DenSvr03\Public\chem\GCS\GC_D2.i\0626091.B\8141A-1.m
Misc Info: IS - GSV0633-09

Calibration Date: 26-JUN-2009
Calibration Time: 19:50
Client Smp ID: OPP L4 GSV0638
Level:
Sample Type:

COMPOUND	STANDARD	AREA LIMIT LOWER	AREA LIMIT UPPER	SAMPLE	%DIFF
9 Tributylphosphate	160310	80155	320620	160310	0.00
39 TOCP	97363	48682	194726	97363	0.00

COMPOUND	STANDARD	RT LIMIT LOWER	RT LIMIT UPPER	SAMPLE	%DIFF
9 Tributylphosphate	8.11	7.61	8.61	8.11	0.00
39 TOCP	17.84	17.34	18.34	17.84	0.00

AREA UPPER LIMIT = +100% of internal standard area.
AREA LOWER LIMIT = - 50% of internal standard area.
RT UPPER LIMIT = + 0.50 minutes of internal standard RT.
RT LOWER LIMIT = - 0.50 minutes of internal standard RT.

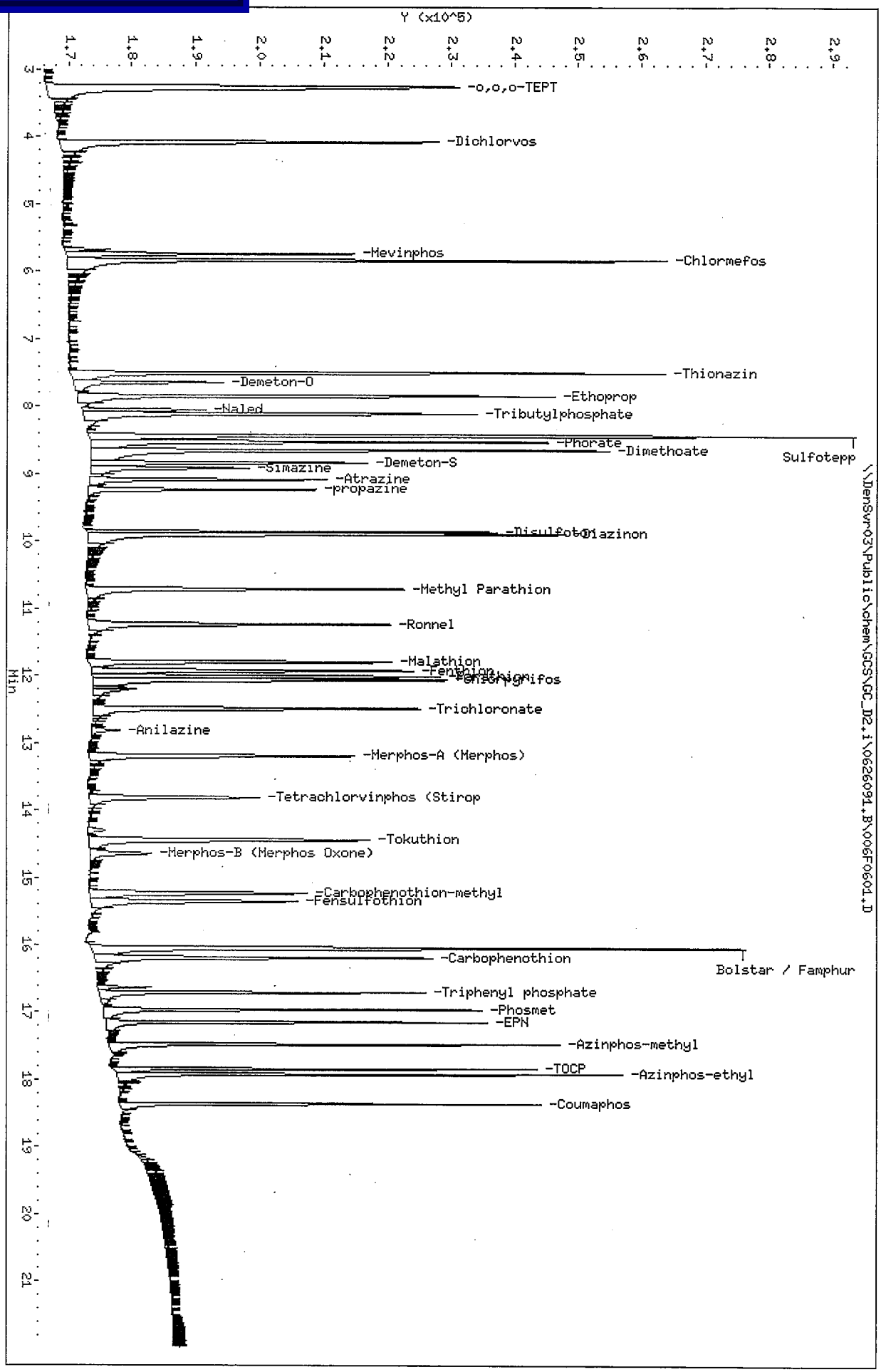

Data File: \\DenSvr03\Public\chem\GCS\GC_D2.i\0626091.B\006F0604.D
Date : 26-JUN-2009 19:50
Client ID: OPP L4 GSV0638
Sample Info: OPP L4 GSV0638
Column phase: RTx-1MS

Instrument: GC_D2.i
Operator: HPK/TLW
Column diameter: 0.32

TestAmerica

Data file : \\DenSvr03\Public\chem\GCS\GC_D2.i\0626091.B\007F0701.D
Lab Smp Id: OPP L3 GSV0639 Client Smp ID: OPP L3 GSV0639
Inj Date : 26-JUN-2009 20:18
Operator : MPK/TLW Inst ID: GC_D2.i
Smp Info : OPP L3 GSV0639
Misc Info : IS - GSV0633-09
Comment :
Method : \\DenSvr03\Public\chem\GCS\GC_D2.i\0626091.B\8141A-1.m
Meth Date : 30-Jun-2009 12:45 GC_D2.i Quant Type: ISTD
Cal Date : 26-JUN-2009 19:50 Cal File: 006F0601.D
Als bottle: 7 Calibration Sample, Level: 3
Dil Factor: 1.00000
Integrator: Falcon Compound Sublist: 8141A.sub
Target Version: 4.14
Processing Host: DENPC075

	Compounds	RT	EXP RT	REL RT	RESPONSE	AMOUNTS CAL-AMT (ug/mL)	AMOUNTS ON-COL (ug/mL)
	1 o,o,o-TEPT	3.253	3.254	(0.182)	136897	1.00000	0.9509
	2 Dichlorvos	4.075	4.074	(0.228)	81003	1.00000	0.9061
	3 Mevinphos	5.738	5.739	(0.322)	46063	1.00000	0.9380
$	4 Chlormefos	5.833	5.836	(0.327)	102183	1.00000	0.9128
	5 Thionazin	7.503	7.507	(0.421)	99560	1.00000	0.9745
	6 Demeton-O	7.645	7.649	(0.429)	30145	0.32500	0.2917
	7 Ethoprop	7.850	7.852	(0.440)	82934	1.00000	0.9263
	8 Naled	8.055	8.057	(0.451)	15042	1.00000	0.8141
*	9 Tributylphosphate	8.113	8.135	(1.000)	156624	2.00000	
	10 Sulfotepp	8.438	8.442	(0.473)	131347	1.00000	0.9856
	11 Phorate	8.530	8.532	(0.478)	88795	1.00000	0.9577
	12 Dimethoate	8.657	8.659	(0.485)	105981	1.00000	0.9840
	13 Demeton-S	8.840	8.846	(0.495)	51826	0.68000	0.6636
	14 Simazine	8.918	8.924	(0.500)	29382	1.00000	0.8660
	15 Atrazine	9.088	9.094	(0.509)	38356	1.00000	0.9184
	16 propazine	9.235	9.241	(0.518)	35375	1.00000	0.9180
	17 Disulfoton	9.867	9.869	(0.553)	61920	1.00000	0.9637
	18 Diazinon	9.902	9.902	(0.555)	93892	1.00000	0.9427
	19 Methyl Parathion	10.715	10.717	(0.601)	58112	1.00000	0.9200
	20 Ronnel	11.240	11.241	(0.630)	61984	1.00000	0.9493
	21 Malathion	11.800	11.804	(0.661)	57103	1.00000	0.9353
	22 Fenthion	11.930	11.932	(0.669)	59512	1.00000	0.9268
	23 Parathion	12.017	12.019	(0.674)	63007	1.00000	0.9220
	24 Chlorpyrifos	12.067	12.067	(0.676)	75298	1.00000	0.9108
	25 Trichloronate	12.493	12.496	(0.700)	68852	1.00000	0.9318
	26 Anilazine	12.817	12.817	(0.718)	5311	1.00000	0.9480
	27 Merphos-A (Merphos)	13.198	13.199	(0.740)	59249	1.00000	0.9611
	28 Tetrachlorvinphos (Stirophos)	13.818	13.824	(0.775)	37534	1.00000	0.9161
	29 Tokuthion	14.448	14.449	(0.810)	66164	1.00000	0.9341
	30 Merphos-B (Merphos Oxone)	14.647	14.651	(0.821)	11676	1.00000	0.7212
	31 Carbophenothion-methyl	15.235	15.239	(0.854)	55023	1.00000	0.9704
	32 Fensulfothion	15.360	15.361	(0.861)	51304	1.00000	0.9402
	33 Bolstar / Famphur	16.050	16.053	(0.900)	135217	2.00000	1.995

		Compounds	RT	EXP RT	REL RT	RESPONSE	AMOUNTS CAL-AMT (ug/mL)	AMOUNTS ON-COL (ug/mL)
	34	Carbophenothion	16.193	16.197	(0.908)	65237	1.00000	0.9596
$	35	Triphenyl phosphate	16.708	16.712	(0.936)	49547	1.00000	0.9591
	36	Phosmet	16.962	16.963	(0.951)	56728	1.00000	0.9749
	37	EPN	17.148	17.151	(0.961)	48705	1.00000	0.9045
	38	Azinphos-methyl	17.478	17.480	(0.980)	59658	1.00000	0.9622
*	39	TOCP	17.842	17.846	(1.000)	102183	2.00000	
	40	Azinphos-ethyl	17.923	17.926	(1.005)	74071	1.00000	0.9989
	41	Coumaphos	18.363	18.366	(1.029)	47132	1.00000	0.9424
S	42	Merphos				70925	1.00000	0.8976
M	43	Total Demeton				81971	1.00000	0.9553

TestAmerica

INTERNAL STANDARD COMPOUNDS
AREA AND RT SUMMARY

Instrument ID: GC_D2.i
Lab File ID: 007F0701.D
Lab Smp Id: OPP L3 GSV0639
Analysis Type: SV
Quant Type: ISTD
Operator: MPK/TLW
Method File: \\DenSvr03\Public\chem\GCS\GC_D2.i\0626091.B\8141A-1.m
Misc Info: IS - GSV0633-09

Calibration Date: 26-JUN-2009
Calibration Time: 19:50
Client Smp ID: OPP L3 GSV0639
Level:
Sample Type:

		AREA LIMIT			
COMPOUND	STANDARD	LOWER	UPPER	SAMPLE	%DIFF
9 Tributylphosphate	160310	80155	320620	156624	-2.30
39 TOCP	97363	48682	194726	102183	4.95

		RT LIMIT			
COMPOUND	STANDARD	LOWER	UPPER	SAMPLE	%DIFF
9 Tributylphosphate	8.11	7.61	8.61	8.11	0.02
39 TOCP	17.84	17.34	18.34	17.84	-0.01

AREA UPPER LIMIT = +100% of internal standard area.
AREA LOWER LIMIT = - 50% of internal standard area.
RT UPPER LIMIT = + 0.50 minutes of internal standard RT.
RT LOWER LIMIT = - 0.50 minutes of internal standard RT.

Data File: \\DenSvr03\Public\chem\GCS\GC_D2.i\0626091.B\007F0701.D
Date : 26-JUN-2009 20:18
Client ID: OPP L3 GSV0639
Sample Info: OPP L3 GSV0639

Instrument: GC_D2.i
Operator: MPK/TLW
Column phase: RTx-1MS
Column diameter: 0.32

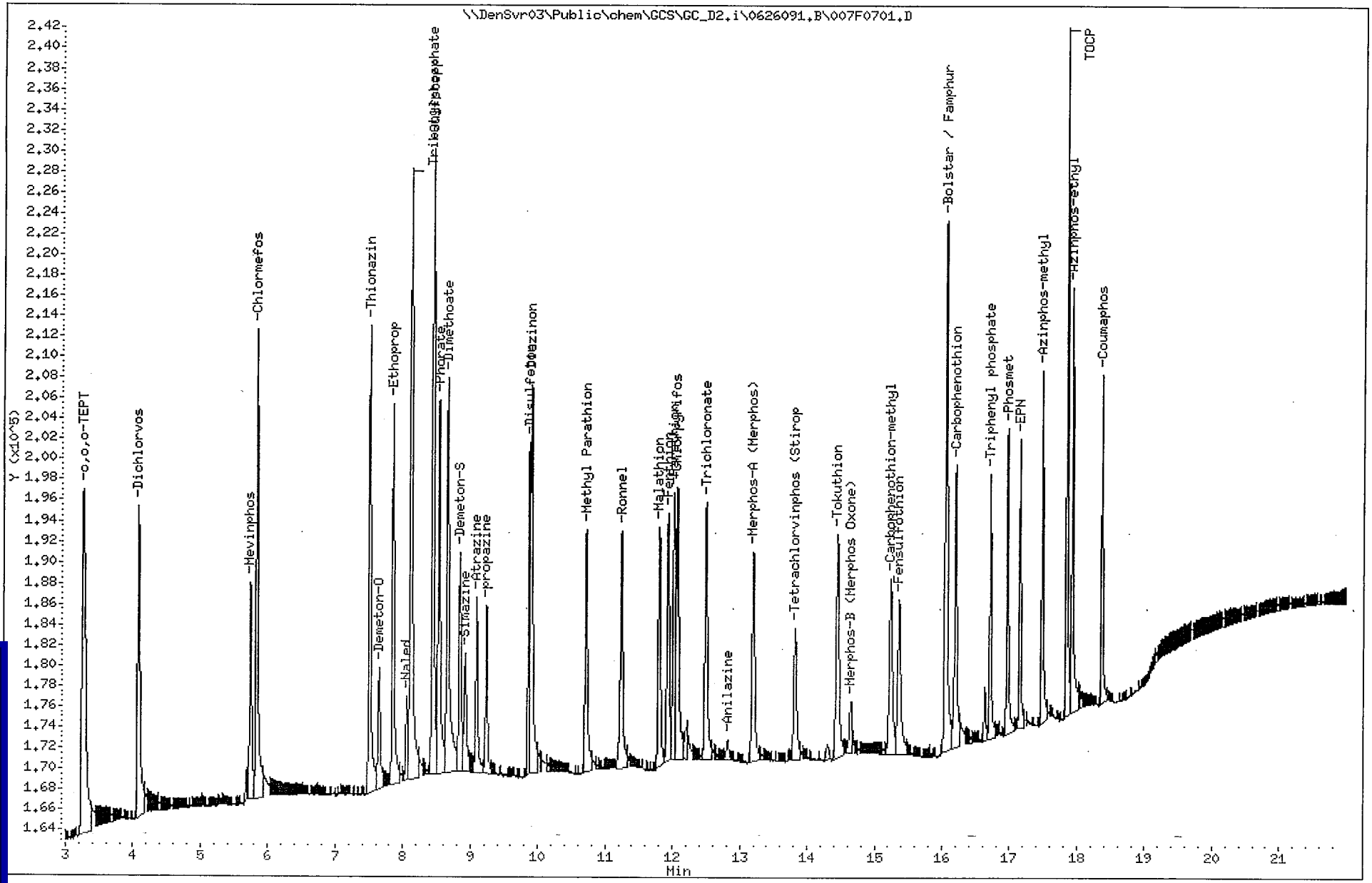

TestAmerica

Table of Contents

TestAmerica

Data file : \\DenSvr03\Public\chem\GCS\GC_D2.i\0626091.B\008F0801.D
Lab Smp Id: OPP L2 GSV0640 Client Smp ID: OPP L2 GSV0640
Inj Date : 26-JUN-2009 20:45
Operator : MPK/TLW Inst ID: GC_D2.i
Smp Info : OPP L2 GSV0640
Misc Info : IS - GSV0633-09
Comment :
Method : \\DenSvr03\Public\chem\GCS\GC_D2.i\0626091.B\8141A-1.m
Meth Date : 30-Jun-2009 12:45 GC_D2.i Quant Type: ISTD
Cal Date : 26-JUN-2009 20:18 Cal File: 007F0701.D
Als bottle: 8 Calibration Sample, Level: 2
Dil Factor: 1.00000
Integrator: Falcon Compound Sublist: 8141A.sub
Target Version: 4.14
Processing Host: DENPC075

	Compounds	RT	EXP RT	REL RT	RESPONSE	AMOUNTS CAL-AMT (ug/mL)	AMOUNTS ON-COL (ug/mL)
	1 o,o,o-TEPT	3.255	3.254	(0.182)	68743	0.50000	0.4680
	2 Dichlorvos	4.076	4.074	(0.228)	42284	0.50000	0.4636
	3 Mevinphos	5.738	5.739	(0.322)	23796	0.50000	0.4749
$	4 Chlormefos	5.833	5.836	(0.327)	53089	0.50000	0.4648
	5 Thionazin	7.505	7.507	(0.421)	50724	0.50000	0.4866
	6 Demeton-O	7.646	7.649	(0.429)	17553	0.16250	0.1554
	7 Ethoprop	7.851	7.852	(0.440)	44525	0.50000	0.4874
	8 Naled	8.056	8.057	(0.452)	6103	0.50000	0.4398
*	9 Tributylphosphate	8.113	8.135	(1.000)	165852	2.00000	
	10 Sulfotepp	8.438	8.442	(0.473)	70885	0.50000	0.4886
	11 Phorate	8.530	8.532	(0.478)	47685	0.50000	0.5040
	12 Dimethoate	8.660	8.659	(0.485)	46100	0.50000	0.4195
	13 Demeton-S	8.843	8.846	(0.496)	25917	0.34000	0.3252
	14 Simazine	8.920	8.924	(0.500)	16248	0.50000	0.5059
	15 Atrazine	9.091	9.094	(0.510)	19948	0.50000	0.4681
	16 propazine	9.236	9.241	(0.518)	18281	0.50000	0.4649
	17 Disulfoton	9.866	9.869	(0.553)	33208	0.50000	0.4883
	18 Diazinon	9.903	9.902	(0.555)	47843	0.50000	0.4708
	19 Methyl Parathion	10.715	10.717	(0.601)	28773	0.50000	0.4464
	20 Ronnel	11.240	11.241	(0.630)	32156	0.50000	0.4827
	21 Malathion	11.800	11.804	(0.661)	30581	0.50000	0.4713
	22 Fenthion	11.931	11.932	(0.669)	30876	0.50000	0.4713
	23 Parathion	12.016	12.019	(0.673)	32682	0.50000	0.4687
	24 Chlorpyrifos	12.066	12.067	(0.676)	40856	0.50000	0.4843
	25 Trichloronate	12.493	12.496	(0.700)	37156	0.50000	0.4928
	26 Anilazine	12.820	12.817	(0.718)	2095	0.50000	0.4035 (M)
	27 Merphos-A (Merphos)	13.200	13.199	(0.740)	30112	0.50000	0.4787
	28 Tetrachlorvinphos (Stirophos)	13.818	13.824	(0.774)	19446	0.50000	0.4652
	29 Tokuthion	14.448	14.449	(0.810)	33437	0.50000	0.4626
	30 Merphos-B (Merphos Oxone)	14.651	14.651	(0.821)	7933	0.50000	0.4872 (M)
	31 Carbophenothion-methyl	15.235	15.239	(0.854)	30542	0.50000	0.4974
	32 Fensulfothion	15.360	15.361	(0.861)	23000	0.50000	0.4661
	33 Bolstar / Famphur	16.050	16.053	(0.899)	66619	1.00000	0.9635

	Compounds	RT	EXP RT	REL RT	RESPONSE	AMOUNTS CAL-AMT (ug/mL)	AMOUNTS ON-COL (ug/mL)
	34 Carbophenothion	16.193	16.197	(0.908)	31276	0.50000	0.4509
$	35 Triphenyl phosphate	16.710	16.712	(0.936)	25861	0.50000	0.4906
	36 Phosmet	16.961	16.963	(0.951)	26426	0.50000	0.4451
	37 EPN	17.148	17.151	(0.961)	23196	0.50000	0.4484
	38 Azinphos-methyl	17.478	17.480	(0.980)	29588	0.50000	0.4677
*	39 TOCP	17.843	17.846	(1.000)	104260	2.00000	
	40 Azinphos-ethyl	17.923	17.926	(1.004)	43578	0.50000	0.5132
	41 Coumaphos	18.363	18.366	(1.029)	23408	0.50000	0.4587
S	42 Merphos				38045	0.50000	0.4789
M	43 Total Demeton				43470	0.50000	0.4806

QC Flag Legend

M - Compound response manually integrated.

TestAmerica

INTERNAL STANDARD COMPOUNDS
AREA AND RT SUMMARY

Instrument ID: GC_D2.i
Lab File ID: 008F0801.D
Lab Smp Id: OPP L2 GSV0640
Analysis Type: SV
Quant Type: ISTD
Operator: MPK/TLW
Method File: \\DenSvr03\Public\chem\GCS\GC_D2.i\0626091.B\8141A-1.m
Misc Info: IS - GSV0633-09

Calibration Date: 26-JUN-2009
Calibration Time: 19:50
Client Smp ID: OPP L2 GSV0640
Level:
Sample Type:

COMPOUND	STANDARD	AREA LIMIT LOWER	AREA LIMIT UPPER	SAMPLE	%DIFF
9 Tributylphosphate	160310	80155	320620	165852	3.46
39 TOCP	97363	48682	194726	104260	7.08

COMPOUND	STANDARD	RT LIMIT LOWER	RT LIMIT UPPER	SAMPLE	%DIFF
9 Tributylphosphate	8.11	7.61	8.61	8.11	0.01
39 TOCP	17.84	17.34	18.34	17.84	-0.00

AREA UPPER LIMIT = +100% of internal standard area.
AREA LOWER LIMIT = - 50% of internal standard area.
RT UPPER LIMIT = + 0.50 minutes of internal standard RT.
RT LOWER LIMIT = - 0.50 minutes of internal standard RT.

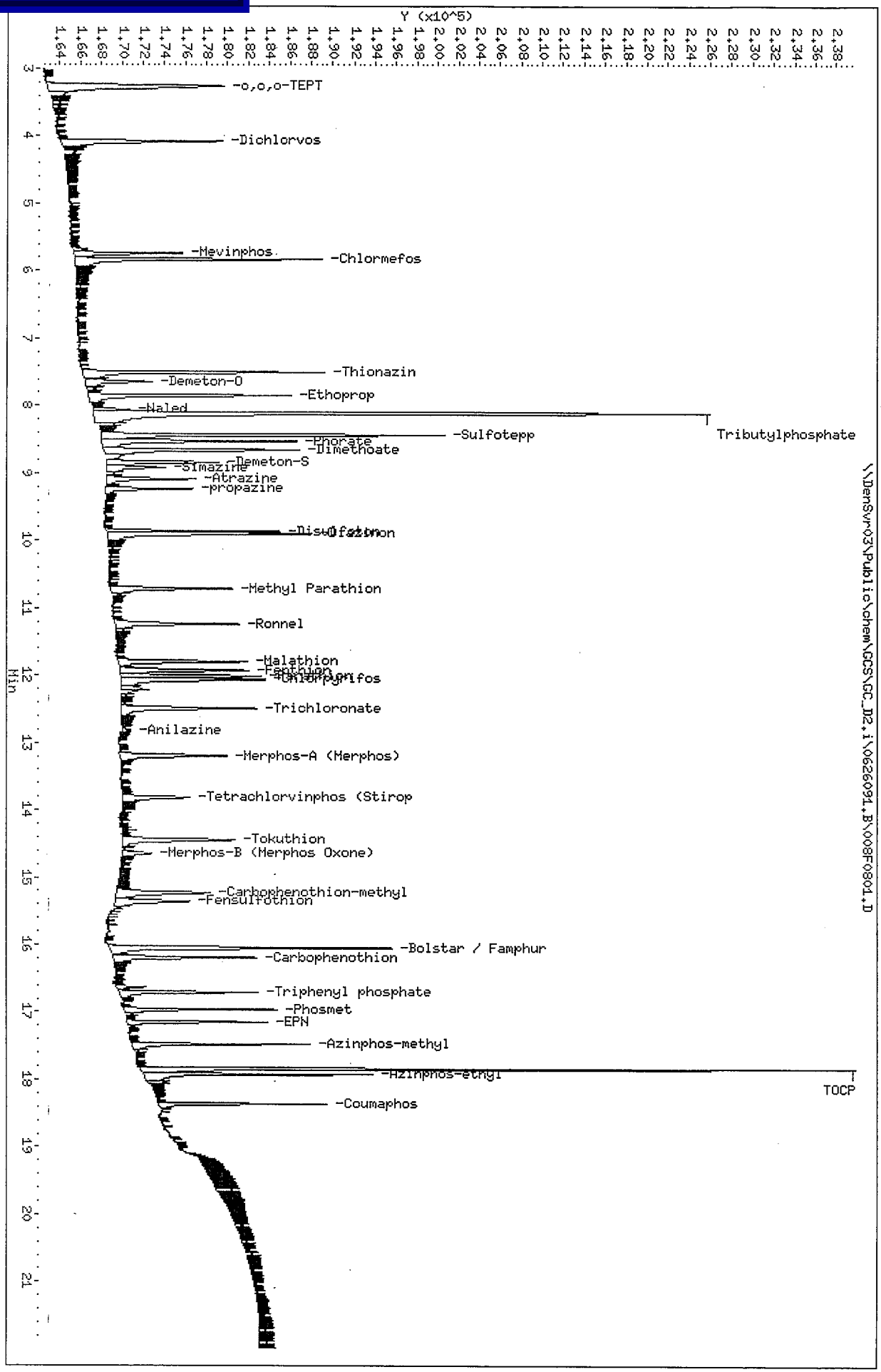

Data File: \\DenSvr03\Public\chem\GCS\GC_D2.i\0626091.B\008F0801.D
Date : 26-JUN-2009 20:45
Client ID: OPP L2 GSV0640
Sample Info: OPP L2 GSV0640
Column phase: RTx-1MS

Instrument: GC_D2.i
Operator: MPK/TLW
Column diameter: 0.32

Inj. Date and Time: 26-JUN-2009 20:45
Instrument ID: GC_D2.i
Client ID: OPP L2 GSV0640
Compound Name: Anilazine
CAS #:
Report Date: 06/30/2009

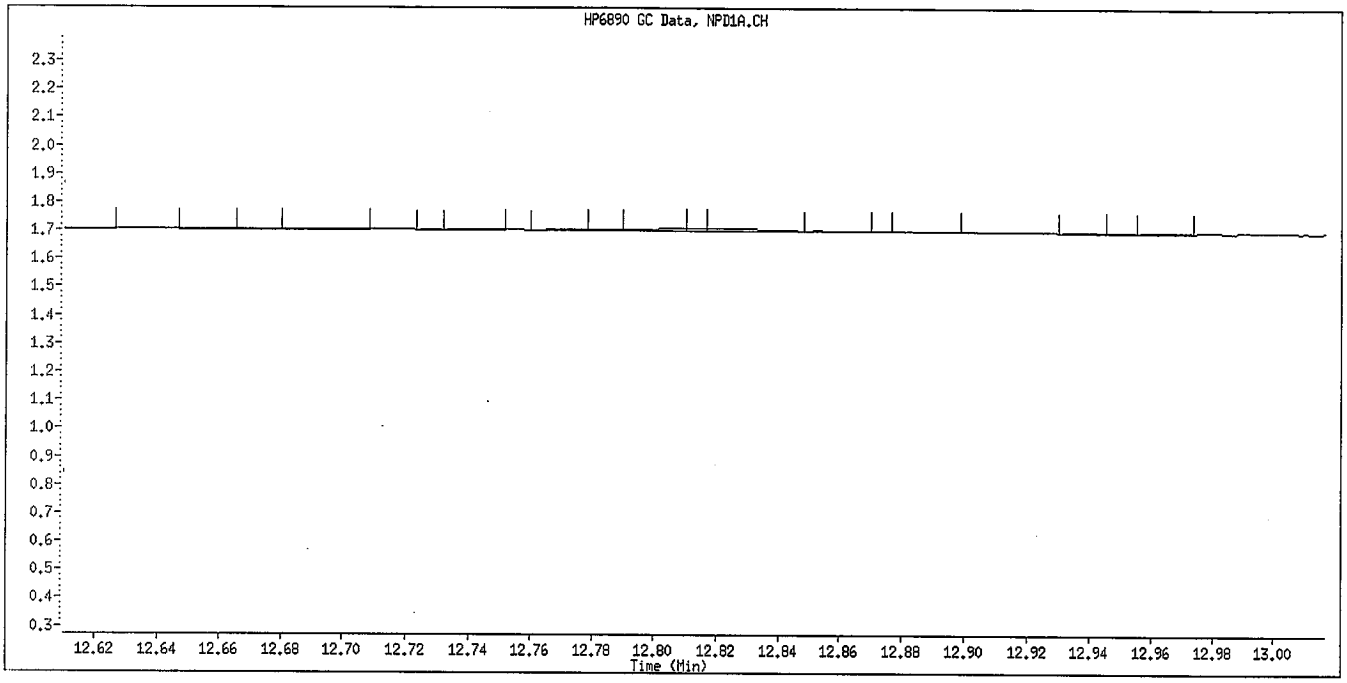

Original Integration

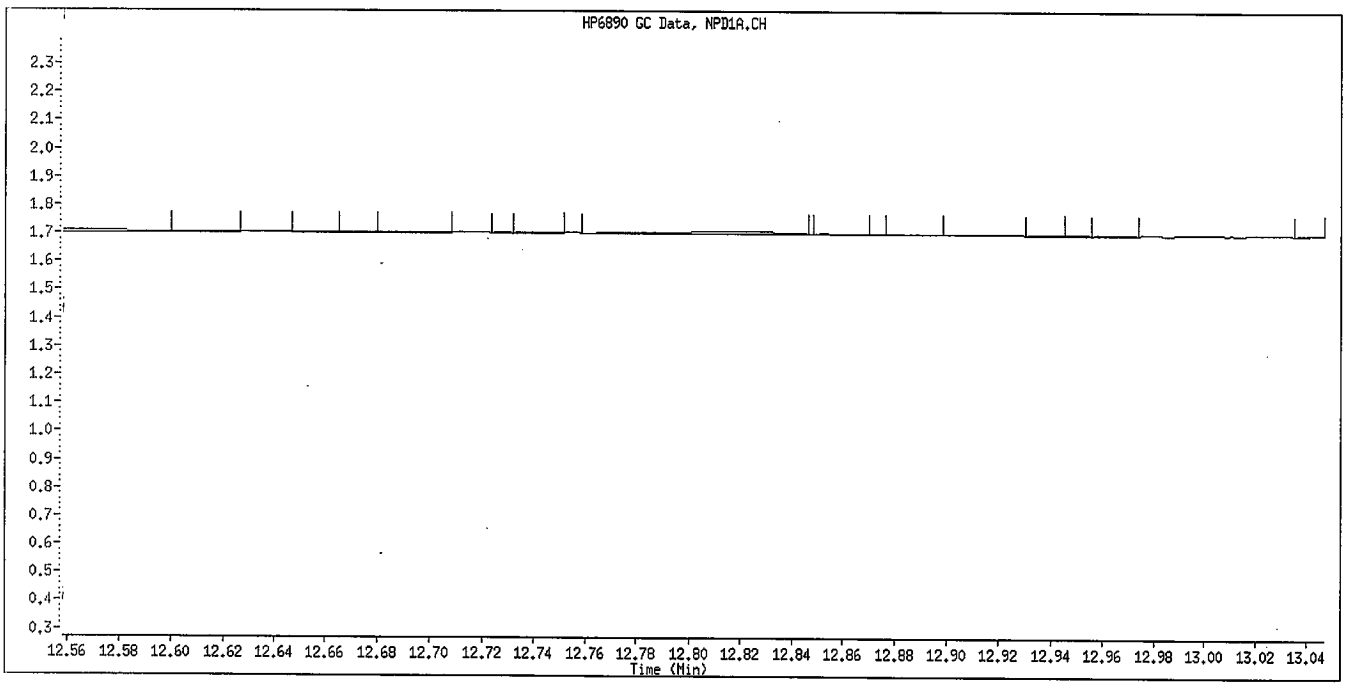

Manual Integration

Manually Integrated By: williamst
Manual Integration Reason: Baseline Event

6/30/09

Inj. Date and Time: 26-JUN-2009 20:45
Instrument ID: GC_D2.i
Client ID: OPP L2 GSV0640
Compound Name: Merphos-B (Merphos Oxone)
CAS #:
Report Date: 06/30/2009

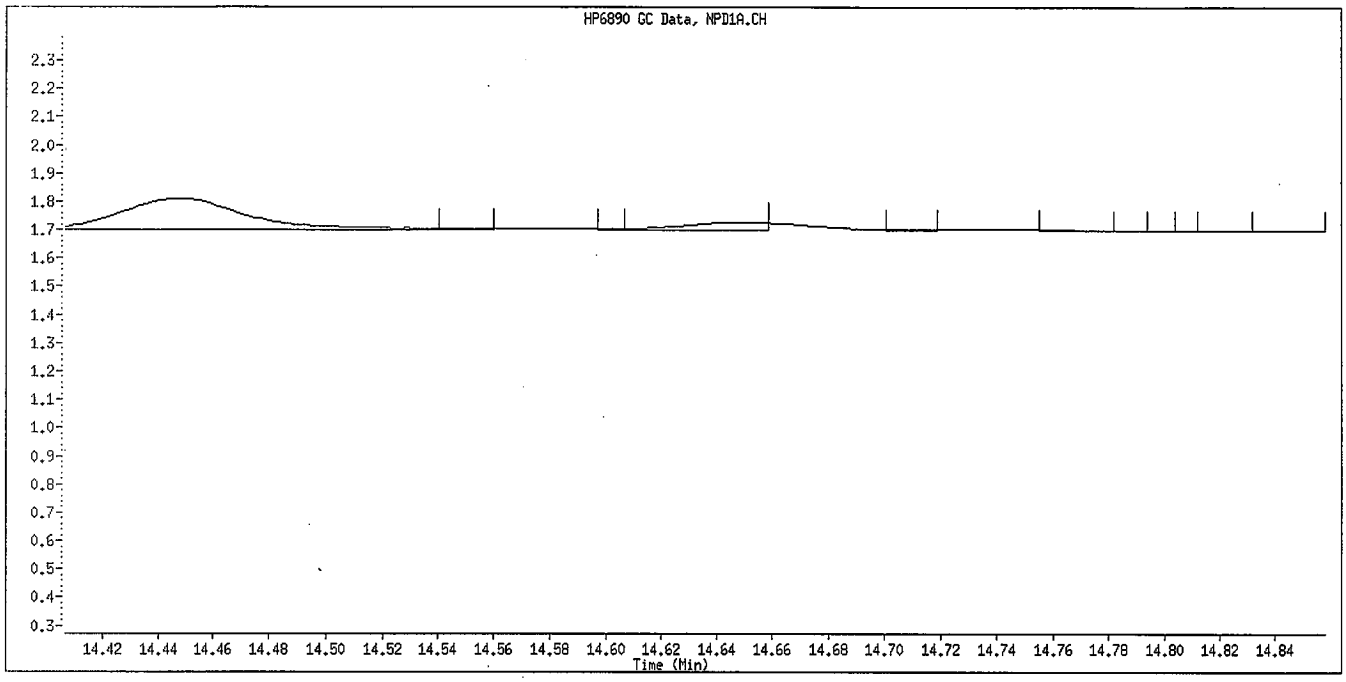

Original Integration

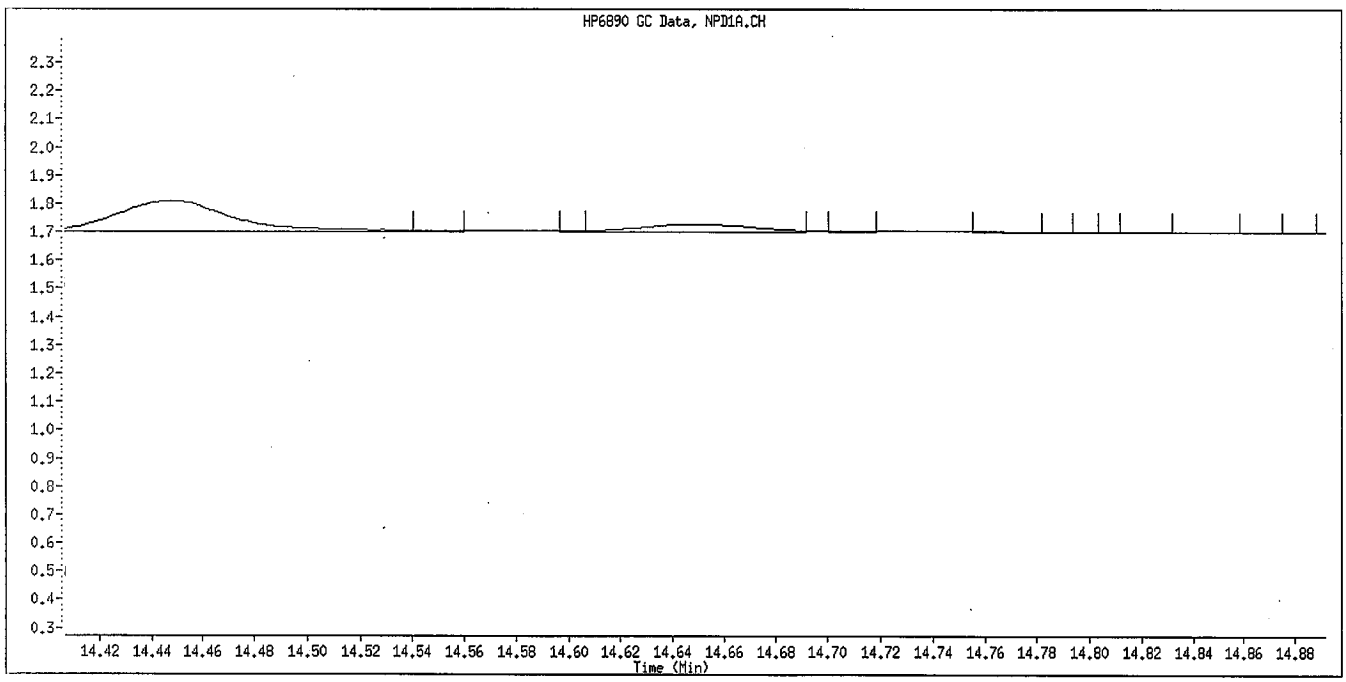

Manual Integration

Manually Integrated By: williamst
Manual Integration Reason: Baseline Event

JE 6/30/09

TestAmerica

Data file : \\DenSvr03\Public\chem\GCS\GC_D2.i\0626091.B\009F0901.D
Lab Smp Id: OPP L1 GSV0641 Client Smp ID: OPP L1 GSV0641
Inj Date : 26-JUN-2009 21:13
Operator : MPK/TLW Inst ID: GC_D2.i
Smp Info : OPP L1 GSV0641
Misc Info : IS - GSV0633-09
Comment :
Method : \\DenSvr03\Public\chem\GCS\GC_D2.i\0626091.B\8141A-1.m
Meth Date : 30-Jun-2009 12:45 GC_D2.i Quant Type: ISTD
Cal Date : 26-JUN-2009 20:45 Cal File: 008F0801.D
Als bottle: 9 Calibration Sample, Level: 1
Dil Factor: 1.00000
Integrator: Falcon Compound Sublist: 8141A.sub
Target Version: 4.14
Processing Host: DENPC075

						AMOUNTS	
						CAL-AMT	ON-COL
	Compounds	RT	EXP RT	REL RT	RESPONSE	(ug/mL)	(ug/mL)
	1 o,o,o-TEPT	3.258	3.254	(0.183)	32995	0.20000	0.2212
	2 Dichlorvos	4.081	4.074	(0.229)	21359	0.20000	0.2306
	3 Mevinphos	5.743	5.739	(0.322)	10777	0.20000	0.2118
$	4 Chlormefos	5.834	5.836	(0.327)	24167	0.20000	0.2083
	5 Thionazin	7.506	7.507	(0.421)	22524	0.20000	0.2127
	6 Demeton-O	7.646	7.649	(0.429)	9836	0.06500	0.07420
	7 Ethoprop	7.854	7.852	(0.440)	20488	0.20000	0.2208
	8 Naled	8.063	8.057	(0.452)	1992	0.20000	0.2720(M)
*	9 Tributylphosphate	8.114	8.135	(1.000)	165799	2.00000	
	10 Sulfotepp	8.439	8.442	(0.473)	34658	0.20000	0.1992
	11 Phorate	8.531	8.532	(0.478)	21475	0.20000	0.2235
	12 Dimethoate	8.664	8.659	(0.486)	20073	0.20000	0.1798
	13 Demeton-S	8.846	8.846	(0.496)	10751	0.13600	0.1328
	14 Simazine	8.926	8.924	(0.500)	4819	0.20000	0.2042(M)
	15 Atrazine	9.093	9.094	(0.510)	7432	0.20000	0.1717
	16 propazine	9.238	9.241	(0.518)	7824	0.20000	0.1959
	17 Disulfoton	9.868	9.869	(0.553)	15404	0.20000	0.2020
	18 Diazinon	9.904	9.902	(0.555)	23321	0.20000	0.2259
	19 Methyl Parathion	10.716	10.717	(0.601)	12987	0.20000	0.1984
	20 Ronnel	11.239	11.241	(0.630)	15128	0.20000	0.2236
	21 Malathion	11.801	11.804	(0.661)	15443	0.20000	0.2136
	22 Fenthion	11.931	11.932	(0.669)	15507	0.20000	0.2330
	23 Parathion	12.019	12.019	(0.674)	15083	0.20000	0.2130
	24 Chlorpyrifos	12.069	12.067	(0.676)	19655	0.20000	0.2294
	25 Trichloronate	12.494	12.496	(0.700)	15328	0.20000	0.2002
	26 Anilazine	12.824	12.817	(0.719)	1493	0.20000	0.2971(M)
	27 Merphos-A (Merphos)	13.199	13.199	(0.740)	13220	0.20000	0.2069
	28 Tetrachlorvinphos (Stirophos)	13.823	13.824	(0.775)	8134	0.20000	0.1916
	29 Tokuthion	14.448	14.449	(0.810)	15915	0.20000	0.2168
	30 Merphos-B (Merphos Oxone)	14.656	14.651	(0.821)	3884	0.20000	0.2457(M)
	31 Carbophenothion-methyl	15.238	15.239	(0.854)	14924	0.20000	0.2045
	32 Fensulfothion	15.364	15.361	(0.861)	8319	0.20000	0.2269
	33 Bolstar / Famphur	16.049	16.053	(0.899)	32824	0.40000	0.4674

	Compounds	RT	EXP RT	REL RT	RESPONSE	AMOUNTS CAL-AMT (ug/mL)	AMOUNTS ON-COL (ug/mL)
	34 Carbophenothion	16.193	16.197	(0.908)	16722	0.20000	0.2374
$	35 Triphenyl phosphate	16.709	16.712	(0.936)	11646	0.20000	0.2175
	36 Phosmet	16.963	16.963	(0.951)	12928	0.20000	0.2144
	37 EPN	17.148	17.151	(0.961)	9525	0.20000	0.2105
	38 Azinphos-methyl	17.478	17.480	(0.980)	12661	0.20000	0.1970
*	39 TOCP	17.843	17.846	(1.000)	105892	2.00000	
	40 Azinphos-ethyl	17.923	17.926	(1.004)	23154	0.20000	0.1978
	41 Coumaphos	18.364	18.366	(1.029)	10604	0.20000	0.2046
S	42 Merphos				17104	0.20000	0.2120
M	43 Total Demeton				20587	0.20000	0.2070

QC Flag Legend

M - Compound response manually integrated.

TestAmerica

INTERNAL STANDARD COMPOUNDS
AREA AND RT SUMMARY

Instrument ID: GC_D2.i
Lab File ID: 009F0901.D
Lab Smp Id: OPP L1 GSV0641
Analysis Type: SV
Quant Type: ISTD
Operator: MPK/TLW
Method File: \\DenSvr03\Public\chem\GCS\GC_D2.i\0626091.B\8141A-1.m
Misc Info: IS - GSV0633-09

Calibration Date: 26-JUN-2009
Calibration Time: 19:50
Client Smp ID: OPP L1 GSV0641
Level:
Sample Type:

COMPOUND	STANDARD	AREA LIMIT LOWER	AREA LIMIT UPPER	SAMPLE	%DIFF
9 Tributylphosphate	160310	80155	320620	165799	3.42
39 TOCP	97363	48682	194726	105892	8.76

COMPOUND	STANDARD	RT LIMIT LOWER	RT LIMIT UPPER	SAMPLE	%DIFF
9 Tributylphosphate	8.11	7.61	8.61	8.11	0.03
39 TOCP	17.84	17.34	18.34	17.84	-0.01

AREA UPPER LIMIT = +100% of internal standard area.
AREA LOWER LIMIT = - 50% of internal standard area.
RT UPPER LIMIT = + 0.50 minutes of internal standard RT.
RT LOWER LIMIT = - 0.50 minutes of internal standard RT.

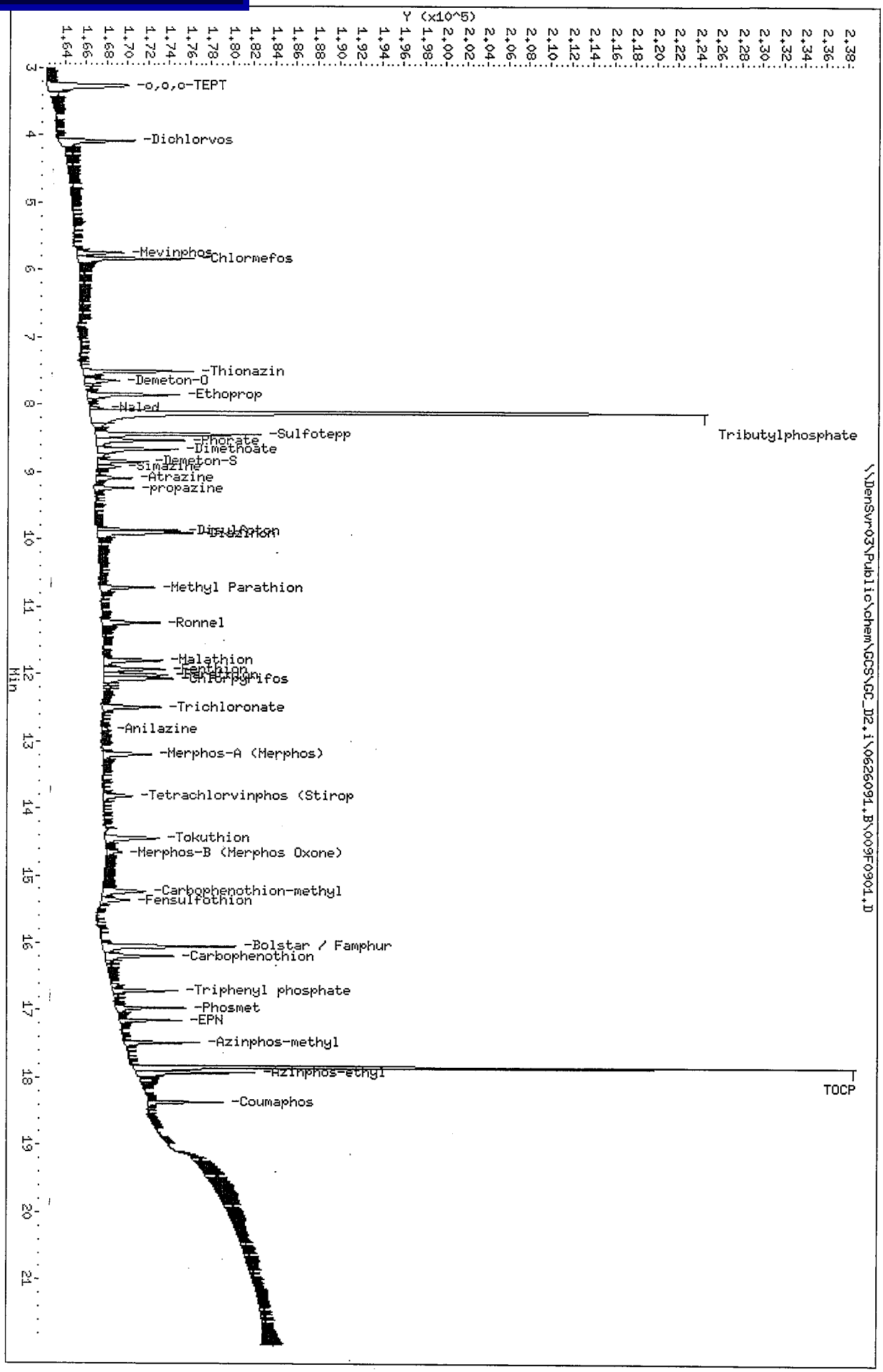
Data File: \\DenSvr03\Public\chem\GCS\GC_D2,i\0626091,B\009F0901.D
Date : 26-JUN-2009 21:13
Client ID: OPP L1 GSV0641
Sample Info: OPP L1 GSV0641
Column phase: RTx-1MS
Instrument: GC_D2,i
Operator: MPK/TLW
Column diameter: 0.32
Y (x10^5)
Min
-o,o,o-TEPT
-Dichlorvos
-Mevinphos
-Chlormefos
-Thionazin
-Demeton-O
-Ethoprop
-Naled
Tributylphosphate
-Sulfotepp
-Phorate
-Dimethoate
-Demeton-S
-Simazine
-Atrazine
-propazine
-Diazinon
-Methyl Parathion
-Ronnel
-Malathion
-Fenthion
-Chlorpyrifos
-Trichloronate
-Anilazine
-Merphos-A (Merphos)
-Tetrachlorvinphos (Stirop
-Tokuthion
-Merphos-B (Merphos Oxone)
-Carbophenothion-methyl
-Fensulfothion
-Bolstar / Famphur
-Carbophenothion
-Triphenyl phosphate
-Phosmet
-EPN
-Azinphos-methyl
-Azinphos-ethyl
TOCP
-Coumaphos
\\DenSvr03\Public\chem\GCS\GC_D2,i\0626091,B\009F0901.D

Inj. Date and Time: 26-JUN-2009 21:13
Instrument ID: GC_D2.i
Client ID: OPP L1 GSV0641
Compound Name: Naled
CAS #:
Report Date: 06/30/2009

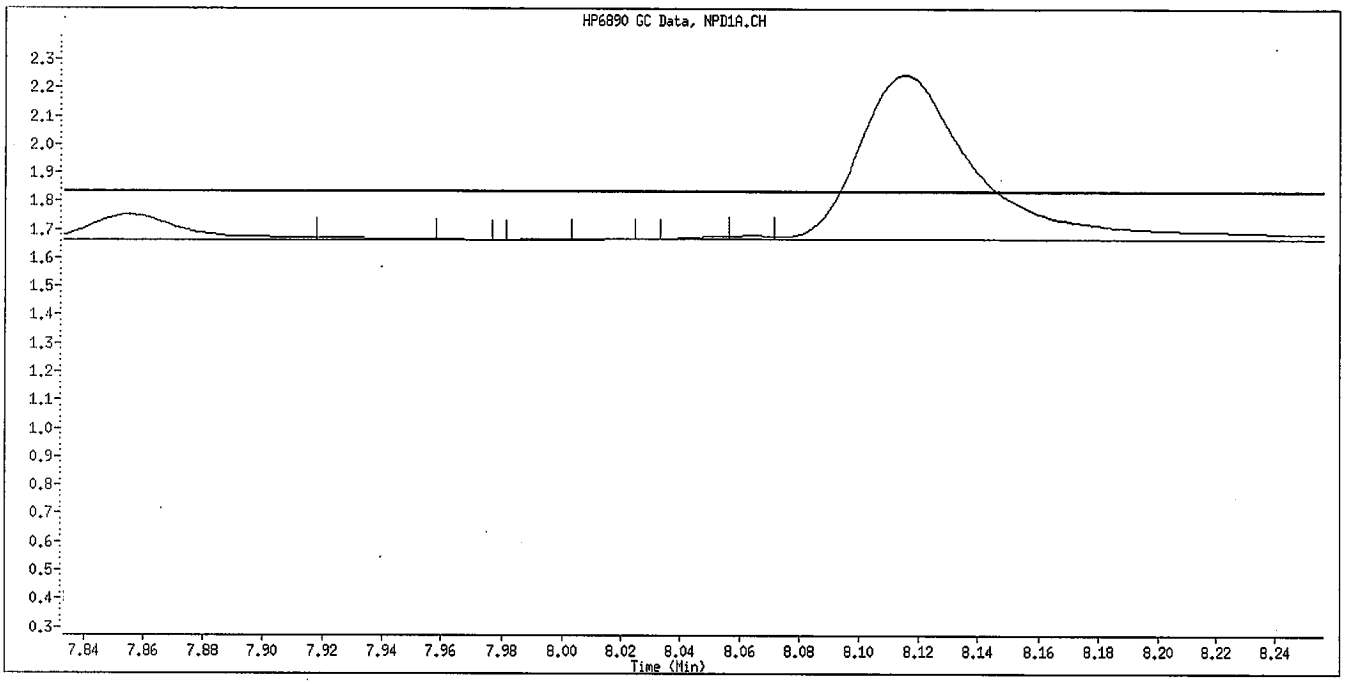

Original Integration

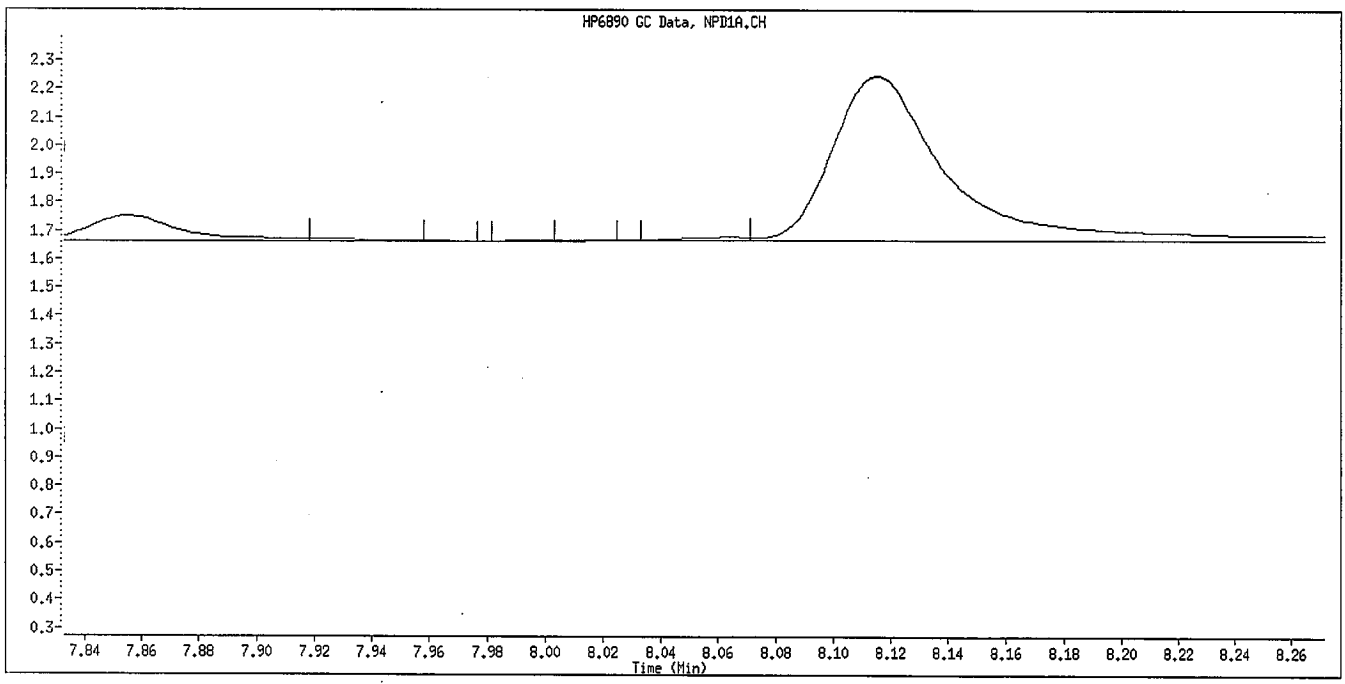

Manual Integration

Manually Integrated By: williamst
Manual Integration Reason: Baseline Event

6/30/09

Table of Contents

Inj. Date and Time: 26-JUN-2009 21:13
Instrument ID: GC_D2.i
Client ID: OPP L1 GSV0641
Compound Name: Simazine
CAS #:
Report Date: 06/30/2009

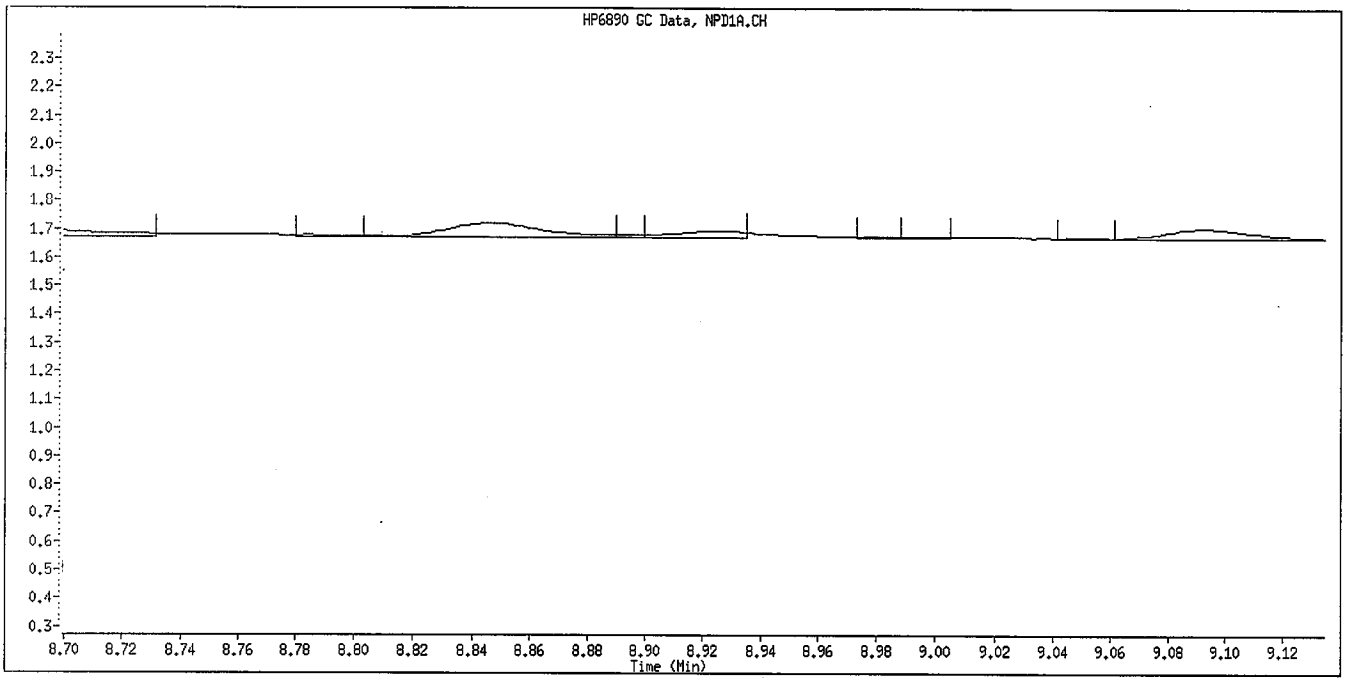

Original Integration

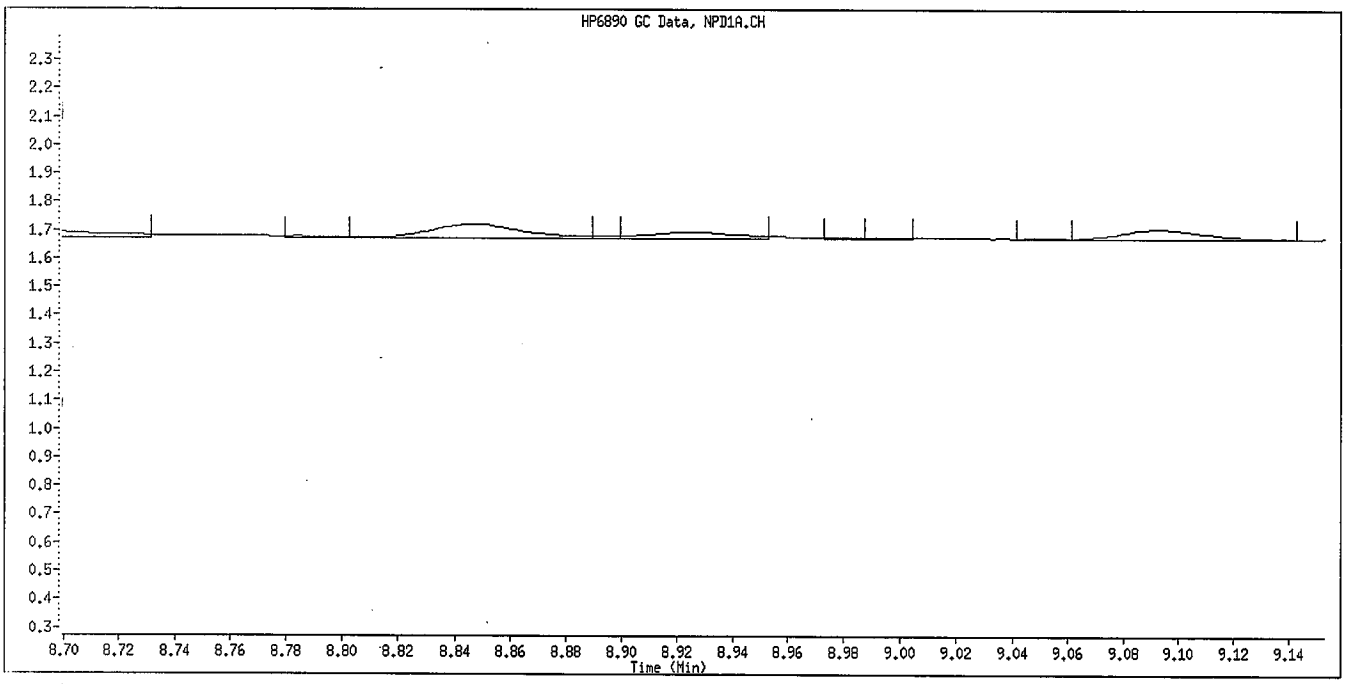

Manual Integration

Manually Integrated By: williamst
Manual Integration Reason: Baseline Event

6/30/09

Inj. Date and Time: 26-JUN-2009 21:13
Instrument ID: GC_D2.i
Client ID: OPP L1 GSV0641
Compound Name: Anilazine
CAS #:
Report Date: 06/30/2009

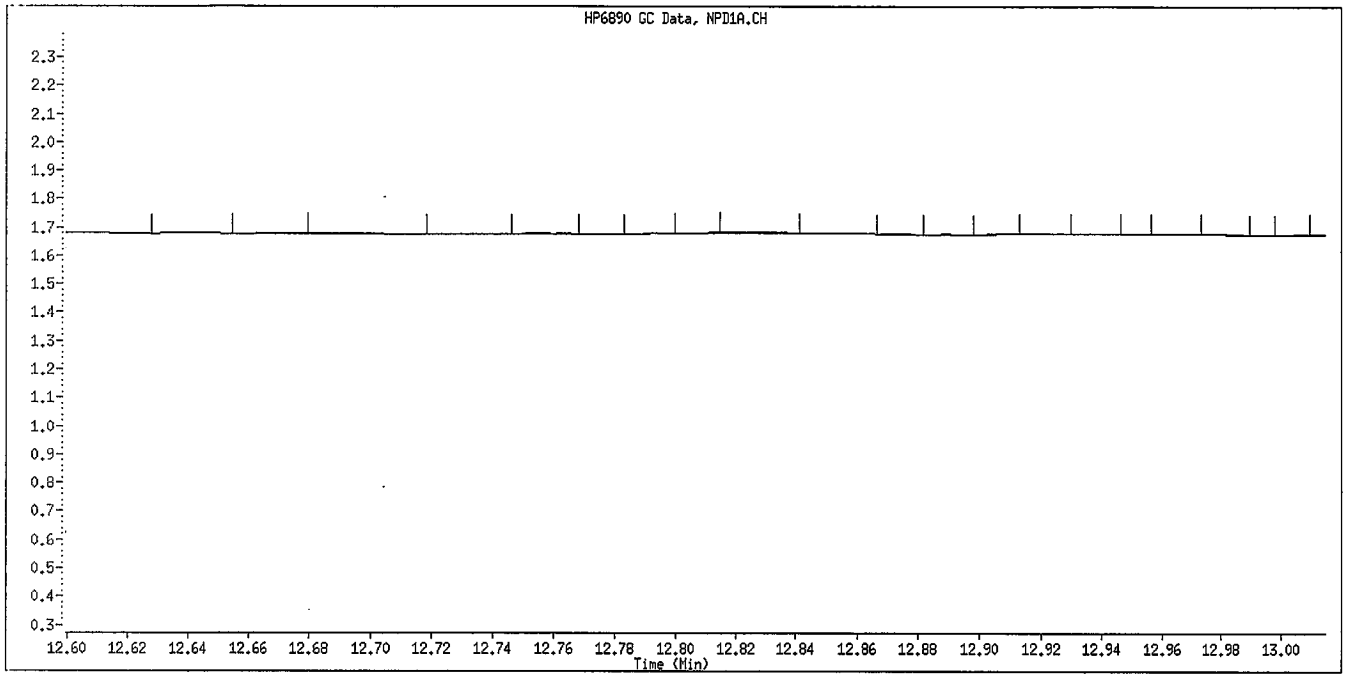

Original Integration

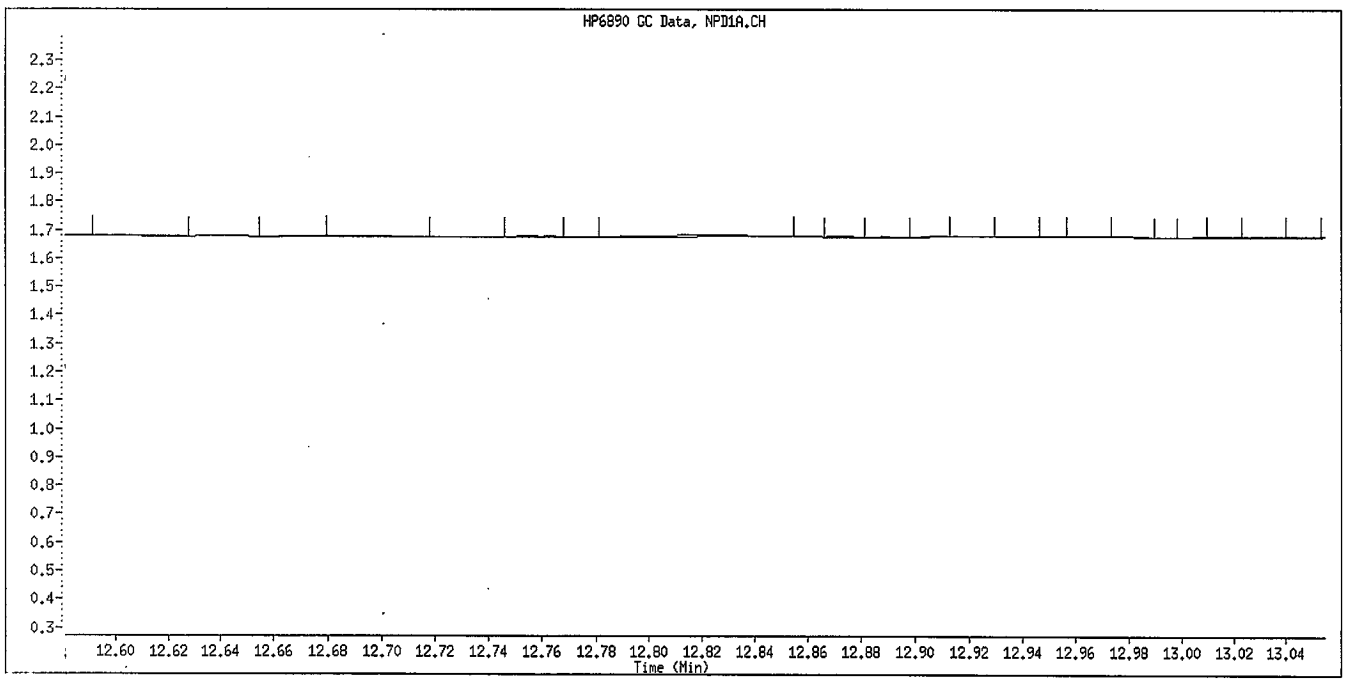

Manual Integration

Manually Integrated By: williamst
Manual Integration Reason: Baseline Event

JL 6/30/09

Inj. Date and Time: 26-JUN-2009 21:13
Instrument ID: GC_D2.i
Client ID: OPP L1 GSV0641
Compound Name: Merphos-B (Merphos Oxone)
CAS #:
Report Date: 06/30/2009

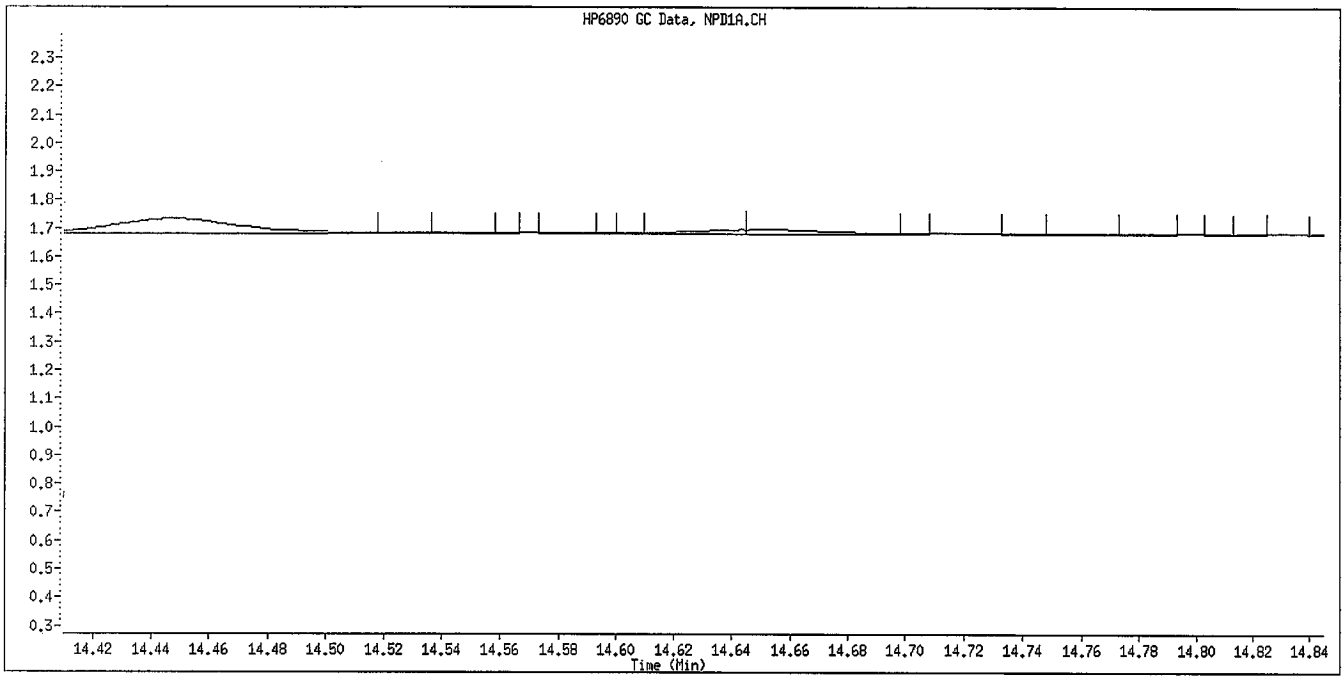

Original Integration

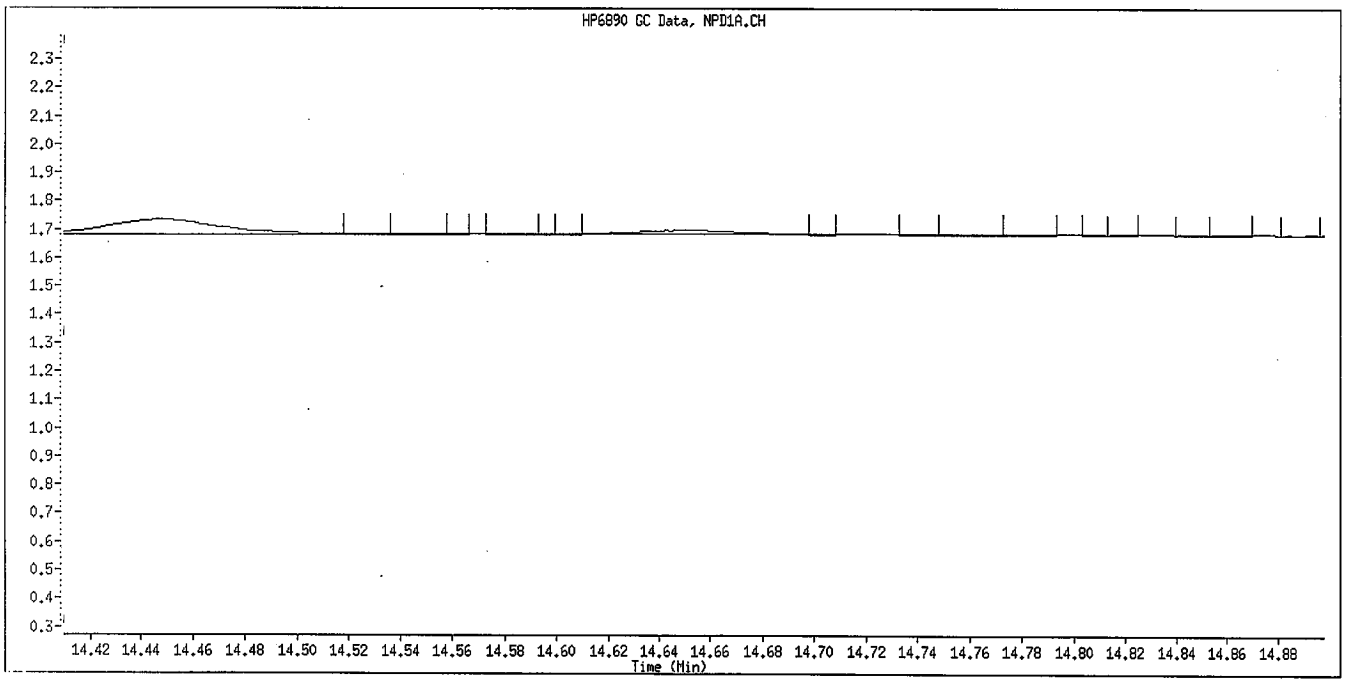

Manual Integration

Manually Integrated By: williamst
Manual Integration Reason: Baseline Event

6/30/09

TestAmerica

Data file : \\DenSvr03\Public\chem\GCS\GC_D2.i\0626091.B\010F1001.D
Lab Smp Id: OPP SS GSV0633 Client Smp ID: OPP SS GSV0633
Inj Date : 26-JUN-2009 21:40
Operator : MPK/TLW Inst ID: GC_D2.i
Smp Info : OPP SS GSV0633
Misc Info : IS - GSV0633-09
Comment :
Method : \\DenSvr03\Public\chem\GCS\GC_D2.i\0626091.B\8141A-1.m
Meth Date : 30-Jun-2009 12:45 GC_D2.i Quant Type: ISTD
Cal Date : 26-JUN-2009 21:13 Cal File: 009F0901.D
Als bottle: 10 Continuing Calibration Sample
Dil Factor: 1.00000
Integrator: Falcon Compound Sublist: 8141A.sub
Target Version: 4.14
Processing Host: DENPC075

	Compounds	RT	EXP RT	REL RT	RESPONSE	AMOUNTS CAL-AMT (ug/mL)	AMOUNTS ON-COL (ug/mL)
	1 o,o,o-TEPT	3.252	3.254	(0.182)	288886	2.00000	2.058
	2 Dichlorvos	4.074	4.074	(0.228)	166172	2.00000	1.906
	3 Mevinphos	5.737	5.739	(0.322)	81302	2.00000	1.698
$	4 Chlormefos	5.834	5.836	(0.327)	194413	2.00000	1.781
	5 Thionazin	7.504	7.507	(0.421)	196672	2.00000	1.974
	6 Demeton-O	7.645	7.649	(0.429)	175593	0.65000	1.871
	7 Ethoprop	7.849	7.852	(0.440)	179292	2.00000	2.054
	8 Naled	8.054	8.057	(0.451)	23739	2.00000	1.198
*	9 Tributylphosphate	8.112	8.135	(1.000)	166572	2.00000	
	10 Sulfotepp	8.437	8.442	(0.473)	226133	2.00000	1.793
	11 Phorate	8.529	8.532	(0.478)	182466	2.00000	2.018
	12 Dimethoate	8.654	8.659	(0.485)	219089	2.00000	2.086
	13 Demeton-S	8.842	8.846	(0.496)	17618	1.36000	0.2313
	14 Simazine	8.919	8.924	(0.500)	92634	2.00000	2.622
	15 Atrazine	9.089	9.094	(0.509)	79689	2.00000	1.957
	16 propazine	9.235	9.241	(0.518)	71876	2.00000	1.913
	17 Disulfoton	9.865	9.869	(0.553)	98052	2.00000	1.589
	18 Diazinon	9.900	9.902	(0.555)	209627	2.00000	2.158
	19 Methyl Parathion	10.714	10.717	(0.600)	125682	2.00000	2.040
	20 Ronnel	11.237	11.241	(0.630)	136977	2.00000	2.151
	21 Malathion	11.799	11.804	(0.661)	94998	2.00000	1.625
	22 Fenthion	11.929	11.932	(0.669)	117968	2.00000	1.884
	23 Parathion	12.017	12.019	(0.674)	129518	2.00000	1.944
	24 Chlorpyrifos	12.067	12.067	(0.676)	158990	2.00000	1.972
	25 Trichloronate	12.492	12.496	(0.700)	134163	2.00000	1.862
	26 Anilazine	12.817	12.817	(0.718)	5585	2.00000	1.015
	27 Merphos-A (Merphos)	13.195	13.199	(0.740)	24516	2.00000	0.4078
	28 Tetrachlorvinphos (Stirophos)	13.817	13.824	(0.774)	83430	2.00000	2.088
	29 Tokuthion	14.444	14.449	(0.810)	139904	2.00000	2.025
	30 Merphos-B (Merphos Oxone)	14.647	14.651	(0.821)	107349	2.00000	6.623(A)
	31 Carbophenothion-methyl	15.234	15.239	(0.854)	73477	2.00000	1.354
	32 Fensulfothion	15.355	15.361	(0.861)	108213	2.00000	1.924
	33 Bolstar / Famphur	16.047	16.053	(0.899)	268528	4.00000	4.064

		Compounds	RT	EXP RT	REL RT	RESPONSE	AMOUNTS CAL-AMT (ug/mL)	AMOUNTS ON-COL (ug/mL)
	34	Carbophenothion	16.194	16.197	(0.908)	123570	2.00000	1.864
$	35	Triphenyl phosphate	16.709	16.712	(0.936)	86501	2.00000	1.717
	36	Phosmet	16.960	16.963	(0.951)	93465	2.00000	1.647
	37	EPN	17.147	17.151	(0.961)	96842	2.00000	1.793
	38	Azinphos-methyl	17.477	17.480	(0.980)	116249	2.00000	1.922
*	39	TOCP	17.842	17.846	(1.000)	99647	2.00000	
	40	Azinphos-ethyl	17.922	17.926	(1.004)	124764	2.00000	1.833
	41	Coumaphos	18.362	18.366	(1.029)	97846	2.00000	2.006
S	42	Merphos				131865	2.00000	1.737
M	43	Total Demeton				193211	2.00000	2.102

QC Flag Legend

A - Target compound detected but, quantitated amount exceeded maximum amount.

TestAmerica

INTERNAL STANDARD COMPOUNDS
AREA AND RT SUMMARY

Instrument ID: GC_D2.i
Lab File ID: 010F1001.D
Lab Smp Id: OPP SS GSV0633
Analysis Type: SV
Quant Type: ISTD
Operator: MPK/TLW
Method File: \\DenSvr03\Public\chem\GCS\GC_D2.i\0626091.B\8141A-1.m
Misc Info: IS - GSV0633-09

Calibration Date: 26-JUN-2009
Calibration Time: 19:50
Client Smp ID: OPP SS GSV0633
Level:
Sample Type:

COMPOUND	STANDARD	AREA LIMIT LOWER	AREA LIMIT UPPER	SAMPLE	%DIFF
9 Tributylphosphate	160310	80155	320620	166572	3.91
39 TOCP	97363	48682	194726	99647	2.35

COMPOUND	STANDARD	RT LIMIT LOWER	RT LIMIT UPPER	SAMPLE	%DIFF
9 Tributylphosphate	8.11	7.61	8.61	8.11	0.00
39 TOCP	17.84	17.34	18.34	17.84	-0.01

AREA UPPER LIMIT = +100% of internal standard area.
AREA LOWER LIMIT = - 50% of internal standard area.
RT UPPER LIMIT = + 0.50 minutes of internal standard RT.
RT LOWER LIMIT = - 0.50 minutes of internal standard RT.

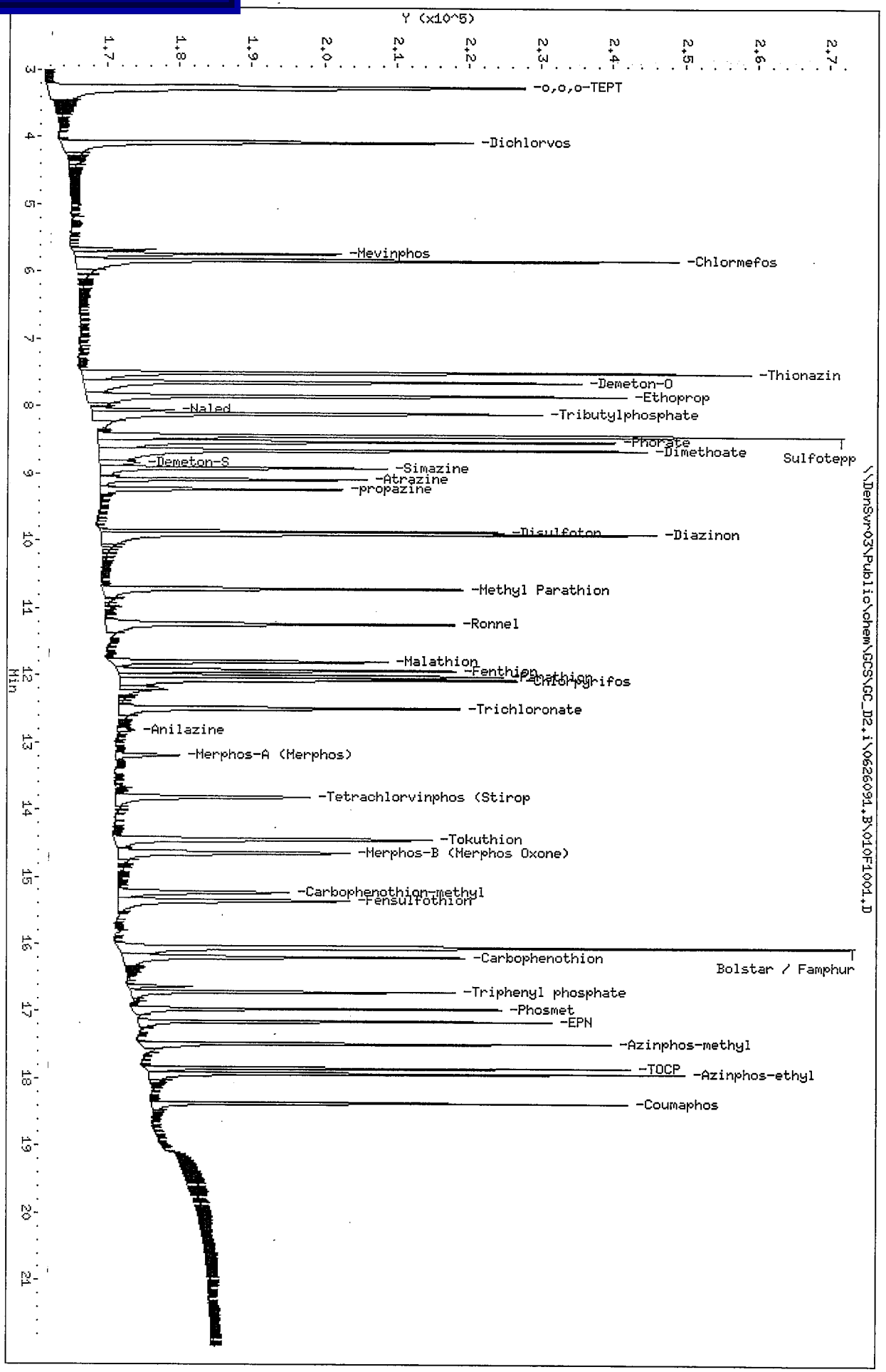

Data File: \\DenSvr03\Public\chem\GCS\GC_D2,i\0626091,B\010F1004,D
Date : 26-JUN-2009 21:40
Client ID: OPP SS GSV0633
Sample Info: OPP SS GSV0633
Column phase: RTx-1MS

Instrument: GC_D2,i
Operator: HPK/TLW
Column diameter: 0.32

TestAmerica

Data file : \\DenSvr03\Public\chem\GCS\GC_D2.i\0626092.B\003F0301.D
Lab Smp Id: OPP L7 GSV0634 Client Smp ID: OPP L7 GSV0634
Inj Date : 26-JUN-2009 18:28
Operator : MPK/TLW Inst ID: GC_D2.i
Smp Info : OPP L7 GSV0634
Misc Info :
Comment :
Method : \\DenSvr03\Public\chem\GCS\GC_D2.i\0626092.B\8141A-2.m
Meth Date : 30-Jun-2009 12:58 GC_D2.i Quant Type: ISTD
Cal Date : 26-JUN-2009 21:13 Cal File: 009F0901.D
Als bottle: 3 Calibration Sample, Level: 7
Dil Factor: 1.00000
Integrator: Falcon Compound Sublist: 8141A.sub
Target Version: 4.14
Processing Host: DENPC075

	Compounds	RT	EXP RT	REL RT	RESPONSE	AMOUNTS CAL-AMT (ug/mL)	AMOUNTS ON-COL (ug/mL)
	1 o,o,o-TEPT	4.729	4.731	(0.251)	421372	5.00000	4.907
	2 Dichlorvos	6.546	6.546	(0.348)	359024	5.00000	5.355(A)
$	3 Chlormefos	7.383	7.384	(0.392)	338585	5.00000	5.016(A)
	4 Mevinphos	9.233	9.234	(0.491)	238906	5.00000	5.290(A)
	5 Demeton-O	9.733	9.734	(0.517)	69239	1.62500	1.609
	6 Thionazin	9.984	9.984	(0.531)	338015	5.00000	5.005(A)
	7 Ethoprop	10.499	10.499	(0.558)	242747	5.00000	4.810
	8 Phorate	10.538	10.539	(0.560)	289868	5.00000	4.953
	9 Naled	10.939	10.939	(0.581)	78857	5.00000	5.109(A)
	10 Sulfotepp	11.018	11.017	(0.586)	427657	5.00000	4.845(A)
*	11 Tributylphosphate	11.116	11.116	(1.000)	139264	2.00000	
	12 Simazine	11.401	11.399	(0.606)	68046	5.00000	5.383(A)
	13 Diazinon	11.541	11.541	(0.613)	228810	5.00000	4.801
	14 Atrazine	11.584	11.584	(0.616)	128612	5.00000	4.879(A)
	15 Propazine	11.746	11.747	(0.624)	110050	5.00000	4.930
	16 Disulfoton	12.049	12.049	(0.640)	228764	5.00000	4.914
	17 Demeton-S	12.124	12.124	(0.644)	175573	3.40000	3.111
	18 Dimethoate	13.283	13.282	(0.706)	319454	5.00000	5.120(A)
	19 Ronnel	13.588	13.587	(0.722)	211449	5.00000	5.035(A)
	20 Merphos-A (Merphos)	13.689	13.689	(1.231)	217509	5.00000	4.310(A)
	21 Chlorpyrifos	14.411	14.409	(0.766)	227882	5.00000	5.350(A)
	22 Fenthion	14.663	14.662	(0.779)	196942	5.00000	4.985
	23 Trichloronate	14.711	14.711	(0.782)	296442	5.00000	5.242(A)
	24 Anilazine	15.214	15.216	(0.809)	19108	5.00000	5.242(A)
	25 Methyl Parathion	15.521	15.519	(0.825)	235511	5.00000	5.522(A)
	26 Malathion	15.724	15.724	(0.836)	212190	5.00000	5.311(A)
	27 Tokuthion	16.344	16.344	(0.869)	233715	5.00000	4.996
	28 Parathion	16.493	16.494	(0.877)	213175	5.00000	5.073(AM)
	29 Merphos-B (Merphos Oxone)	16.514	16.517	(1.486)	65080	5.00000	4.212(AM)
	30 Tetrachlorvinphos (stirophos)	16.976	16.977	(0.902)	143806	5.00000	5.290(A)
	31 Carbophenothion methyl	17.081	17.082	(0.908)	210272	5.00000	5.396(A)
	32 Bolstar	17.441	17.440	(0.927)	199405	5.00000	4.858
	33 Carbophenothion	17.523	17.524	(0.931)	212727	5.00000	5.271(A)

		Compounds	RT	EXP RT	REL RT	RESPONSE	AMOUNTS CAL-AMT (ug/mL)	AMOUNTS ON-COL (ug/mL)
$	34	Triphenyl phosphate	18.279	18.281	(0.972)	167127	5.00000	5.046 (A)
	35	Fensulfothion	18.558	18.559	(0.986)	152929	5.00000	5.029 (A)
*	36	TOCP	18.814	18.816	(1.000)	66384	2.00000	
	37	Phosmet / EPN	18.908	18.909	(1.005)	330448	10.0000	9.819 (A)
	38	Famphur	19.011	19.011	(1.010)	220404	5.00000	5.062 (A)
	39	Azinphos-methyl	19.146	19.147	(1.018)	197822	5.00000	4.967
	40	Azinphos-ethyl	19.364	19.366	(1.029)	187035	5.00000	4.930
	41	Coumaphos	20.348	20.347	(1.081)	155426	5.00000	5.329 (A)
S	42	Merphos				282589	5.00000	5.108 (A)
M	43	Total Demeton				244812	5.00000	4.720

QC Flag Legend

A - Target compound detected but, quantitated amount exceeded maximum amount.
M - Compound response manually integrated.

TestAmerica

INTERNAL STANDARD COMPOUNDS
AREA AND RT SUMMARY

Instrument ID: GC_D2.i
Lab File ID: 003F0301.D
Lab Smp Id: OPP L7 GSV0634
Analysis Type: SV
Quant Type: ISTD
Operator: MPK/TLW
Method File: \\DenSvr03\Public\chem\GCS\GC_D2.i\0626092.B\8141A-2.m
Misc Info:

Calibration Date: 26-JUN-2009
Calibration Time: 21:40
Client Smp ID: OPP L7 GSV0634
Level:
Sample Type:

COMPOUND	STANDARD	AREA LIMIT LOWER	AREA LIMIT UPPER	SAMPLE	%DIFF
11 Tributylphosphate	123933	61967	247866	139264	12.37
36 TOCP	68831	34416	137662	66384	-3.56

COMPOUND	STANDARD	RT LIMIT LOWER	RT LIMIT UPPER	SAMPLE	%DIFF
11 Tributylphosphate	11.12	10.62	11.62	11.12	0.01
36 TOCP	18.82	18.32	19.32	18.81	-0.00

AREA UPPER LIMIT = +100% of internal standard area.
AREA LOWER LIMIT = - 50% of internal standard area.
RT UPPER LIMIT = + 0.50 minutes of internal standard RT.
RT LOWER LIMIT = - 0.50 minutes of internal standard RT.

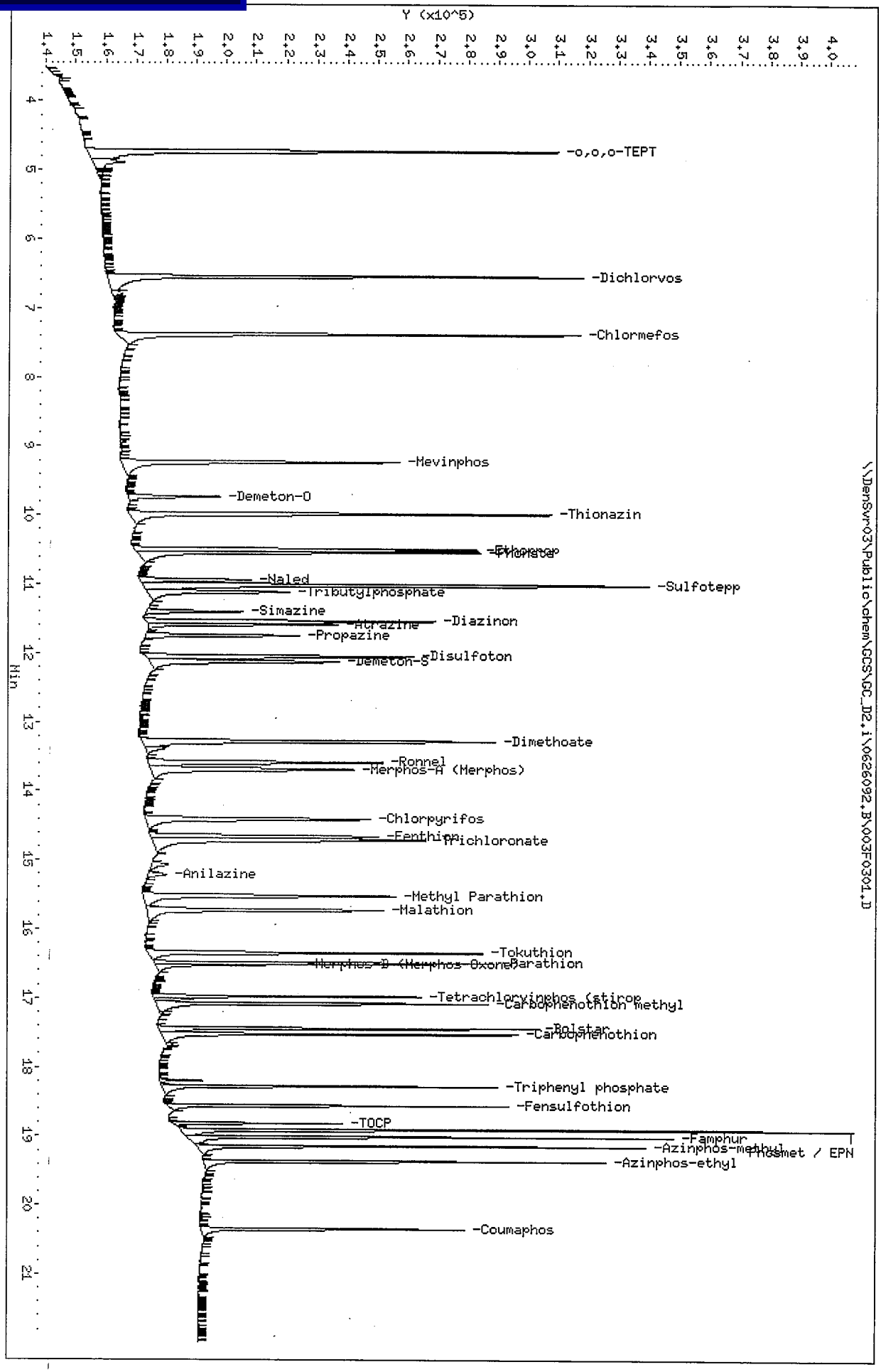

Data File: \\DenSvr03\Public\chem\GCS\GC_D2.i\0626092.B\003F0304.D
Date : 26-JUN-2009 18:28
Client ID: OPP L7 GSV0634
Sample Info: OPP L7 GSV0634
Column phase: RTx-OPPest

Instrument: GC_D2.i
Operator: MPK/TLW
Column diameter: 0.32

Inj. Date and Time: 26-JUN-2009 18:28
Instrument ID: GC_D2.i
Client ID: OPP L7 GSV0634
Compound Name: Parathion
CAS #:
Report Date: 06/30/2009

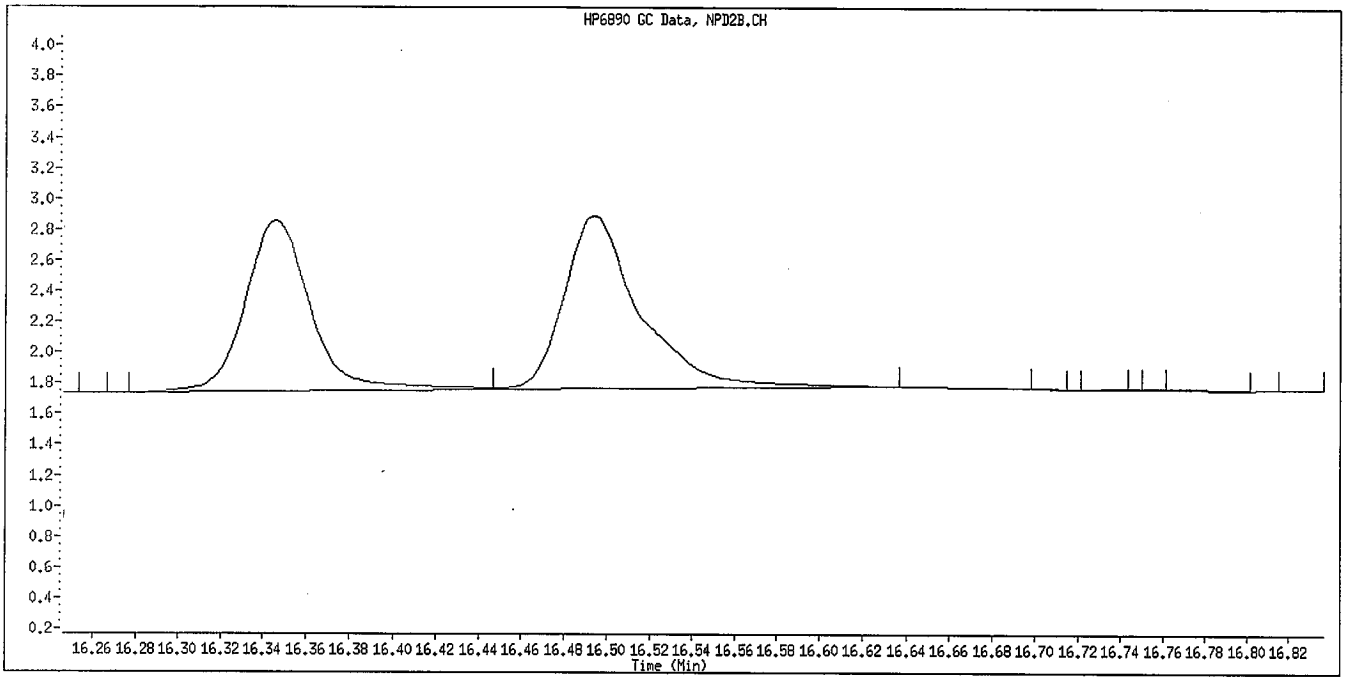

Original Integration

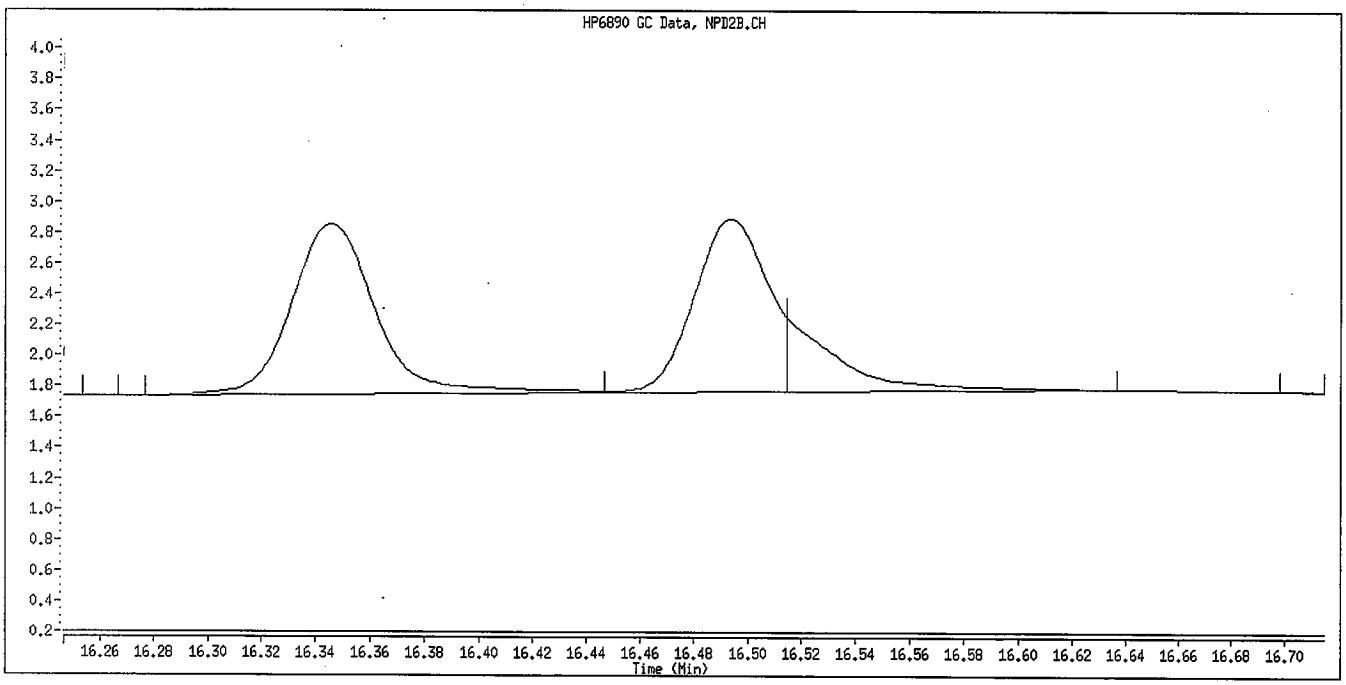

Manual Integration

Manually Integrated By: williamst
Manual Integration Reason: Baseline Event

6/30/09

Inj. Date and Time: 26-JUN-2009 18:28
Instrument ID: GC_D2.i
Client ID: OPP L7 GSV0634
Compound Name: Merphos-B (Merphos Oxone)
CAS #:
Report Date: 06/30/2009

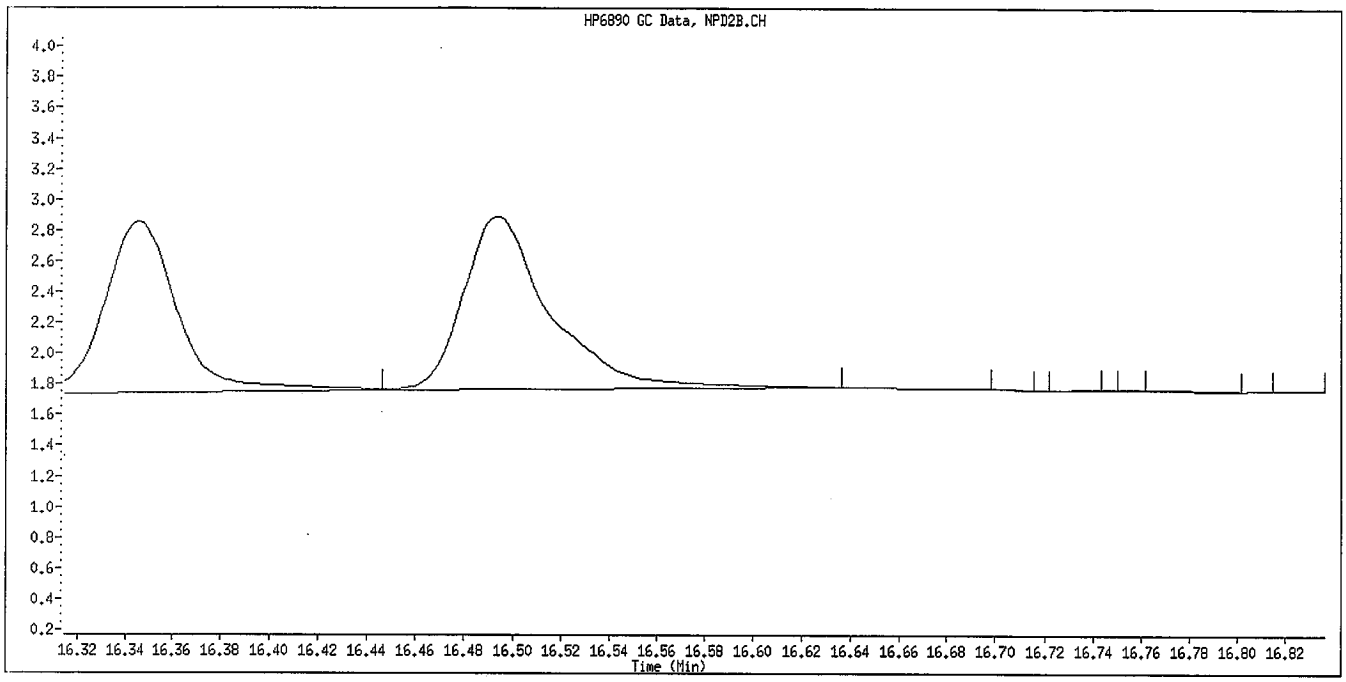

Original Integration

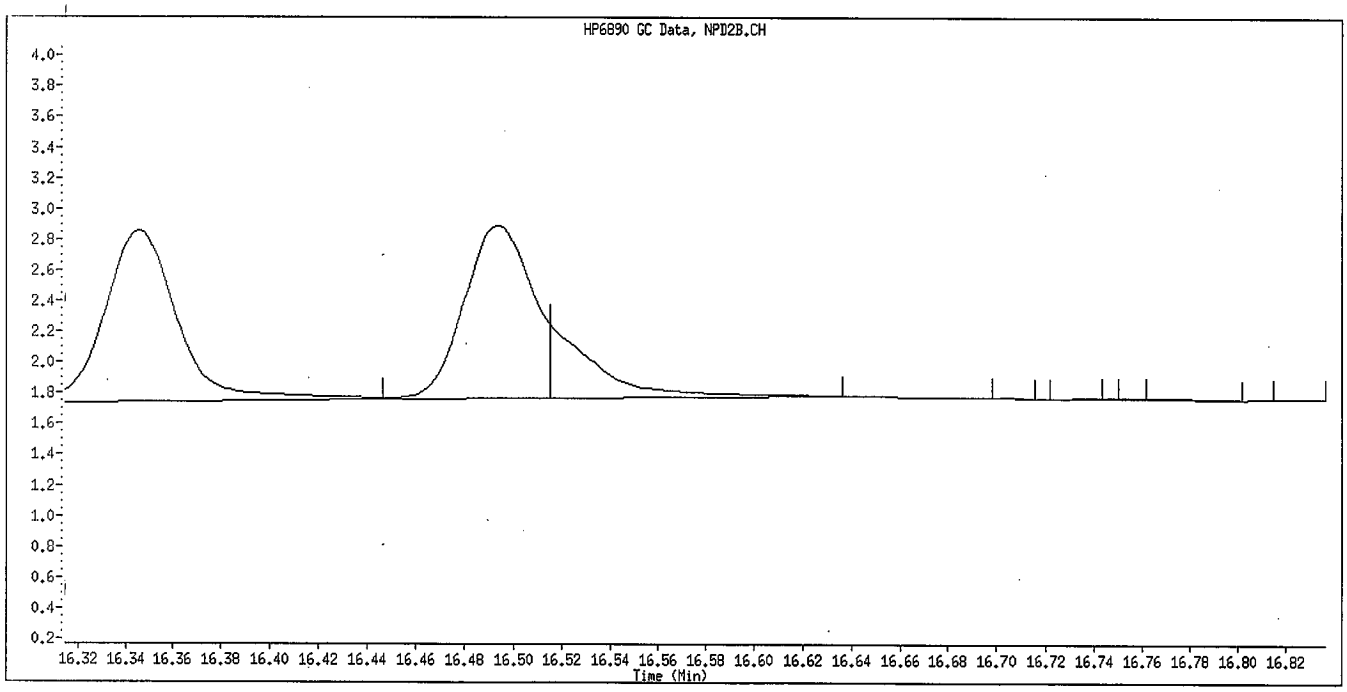

Manual Integration

Manually Integrated By: williamst
Manual Integration Reason: Baseline Event

6/30/09

TestAmerica

Data file : \\DenSvr03\Public\chem\GCS\GC_D2.i\0626092.B\004F0401.D
Lab Smp Id: OPP L6 GSV0637 Client Smp ID: OPP L6 GSV0637
Inj Date : 26-JUN-2009 18:55
Operator : MPK/TLW Inst ID: GC_D2.i
Smp Info : OPP L6 GSV0637
Misc Info :
Comment :
Method : \\DenSvr03\Public\chem\GCS\GC_D2.i\0626092.B\8141A-2.m
Meth Date : 30-Jun-2009 12:58 GC_D2.i Quant Type: ISTD
Cal Date : 26-JUN-2009 18:28 Cal File: 003F0301.D
Als bottle: 4 Calibration Sample, Level: 6
Dil Factor: 1.00000
Integrator: Falcon Compound Sublist: 8141A.sub
Target Version: 4.14
Processing Host: DENPC075

						AMOUNTS	
						CAL-AMT	ON-COL
	Compounds	RT	EXP RT	REL RT	RESPONSE	(ug/mL)	(ug/mL)
	1 o,o,o-TEPT	4.729	4.731	(0.251)	328646	4.00000	4.043
	2 Dichlorvos	6.546	6.546	(0.348)	257298	4.00000	4.054
$	3 Chlormefos	7.384	7.384	(0.392)	258146	4.00000	4.040
	4 Mevinphos	9.234	9.234	(0.491)	177060	4.00000	4.141
	5 Demeton-O	9.734	9.734	(0.517)	56273	1.30000	1.381
	6 Thionazin	9.984	9.984	(0.531)	276609	4.00000	4.326
	7 Ethoprop	10.499	10.499	(0.558)	193617	4.00000	4.053
	8 Phorate	10.537	10.539	(0.560)	250422	4.00000	4.520
	9 Naled	10.941	10.939	(0.582)	58330	4.00000	4.051
	10 Sulfotepp	11.017	11.017	(0.586)	337512	4.00000	4.039(A)
*	11 Tributylphosphate	11.116	11.116	(1.000)	118534	2.00000	
	12 Simazine	11.401	11.399	(0.606)	52173	4.00000	4.360(A)
	13 Diazinon	11.541	11.541	(0.613)	181790	4.00000	4.034
	14 Atrazine	11.582	11.584	(0.616)	98759	4.00000	4.001(A)
	15 Propazine	11.746	11.747	(0.624)	85745	4.00000	4.068
	16 Disulfoton	12.049	12.049	(0.640)	184026	4.00000	4.176
	17 Demeton-S	12.124	12.124	(0.644)	157195	2.72000	2.948
	18 Dimethoate	13.282	13.282	(0.706)	236550	4.00000	4.005
	19 Ronnel	13.589	13.587	(0.722)	165534	4.00000	4.164
	20 Merphos-A (Merphos)	13.689	13.689	(1.231)	178652	4.00000	4.159(A)
	21 Chlorpyrifos	14.409	14.409	(0.766)	174421	4.00000	4.326
	22 Fenthion	14.662	14.662	(0.779)	149338	4.00000	3.993
	23 Trichloronate	14.709	14.711	(0.782)	208762	4.00000	3.926
	24 Anilazine	15.216	15.216	(0.809)	13112	4.00000	3.800(M)
	25 Methyl Parathion	15.519	15.519	(0.825)	167086	4.00000	4.138(A)
	26 Malathion	15.724	15.724	(0.836)	151738	4.00000	4.012
	27 Tokuthion	16.346	16.344	(0.869)	187169	4.00000	4.226
	28 Parathion	16.492	16.494	(0.877)	170901	4.00000	4.296(M)
	29 Merphos-B (Merphos Oxone)	16.514	16.517	(1.486)	62127	4.00000	4.736(AM)
	30 Tetrachlorvinphos (stirophos)	16.976	16.977	(0.902)	109740	4.00000	4.264
	31 Carbophenothion methyl	17.081	17.082	(0.908)	159411	4.00000	4.322
	32 Bolstar	17.441	17.440	(0.927)	154382	4.00000	3.973
	33 Carbophenothion	17.522	17.524	(0.931)	154486	4.00000	4.043(A)

	Compounds	RT	EXP RT	REL RT	RESPONSE	AMOUNTS CAL-AMT (ug/mL)	AMOUNTS ON-COL (ug/mL)
$	34 Triphenyl phosphate	18.279	18.281	(0.972)	125543	4.00000	4.004
	35 Fensulfothion	18.557	18.559	(0.986)	126221	4.00000	4.385
*	36 TOCP	18.814	18.816	(1.000)	62844	2.00000	
	37 Phosmet / EPN	18.907	18.909	(1.005)	263604	8.00000	8.261(A)
	38 Famphur	19.009	19.011	(1.010)	175421	4.00000	4.256
	39 Azinphos-methyl	19.144	19.147	(1.018)	160515	4.00000	4.257
	40 Azinphos-ethyl	19.362	19.366	(1.029)	144031	4.00000	4.011
	41 Coumaphos	20.346	20.347	(1.081)	118936	4.00000	4.308
S	42 Merphos				240779	4.00000	4.597(A)
M	43 Total Demeton				213468	4.00000	4.330

QC Flag Legend

A - Target compound detected but, quantitated amount exceeded maximum amount.
M - Compound response manually integrated.

TestAmerica

INTERNAL STANDARD COMPOUNDS
AREA AND RT SUMMARY

Instrument ID: GC_D2.i
Lab File ID: 004F0401.D
Lab Smp Id: OPP L6 GSV0637
Analysis Type: SV
Quant Type: ISTD
Operator: MPK/TLW
Method File: \\DenSvr03\Public\chem\GCS\GC_D2.i\0626092.B\8141A-2.m
Misc Info:

Calibration Date: 26-JUN-2009
Calibration Time: 21:40
Client Smp ID: OPP L6 GSV0637
Level:
Sample Type:

COMPOUND	STANDARD	AREA LIMIT LOWER	AREA LIMIT UPPER	SAMPLE	%DIFF
11 Tributylphosphate	123933	61967	247866	118534	-4.36
36 TOCP	68831	34416	137662	62844	-8.70

COMPOUND	STANDARD	RT LIMIT LOWER	RT LIMIT UPPER	SAMPLE	%DIFF
11 Tributylphosphate	11.12	10.62	11.62	11.12	0.01
36 TOCP	18.82	18.32	19.32	18.81	-0.01

AREA UPPER LIMIT = +100% of internal standard area.
AREA LOWER LIMIT = - 50% of internal standard area.
RT UPPER LIMIT = + 0.50 minutes of internal standard RT.
RT LOWER LIMIT = - 0.50 minutes of internal standard RT.

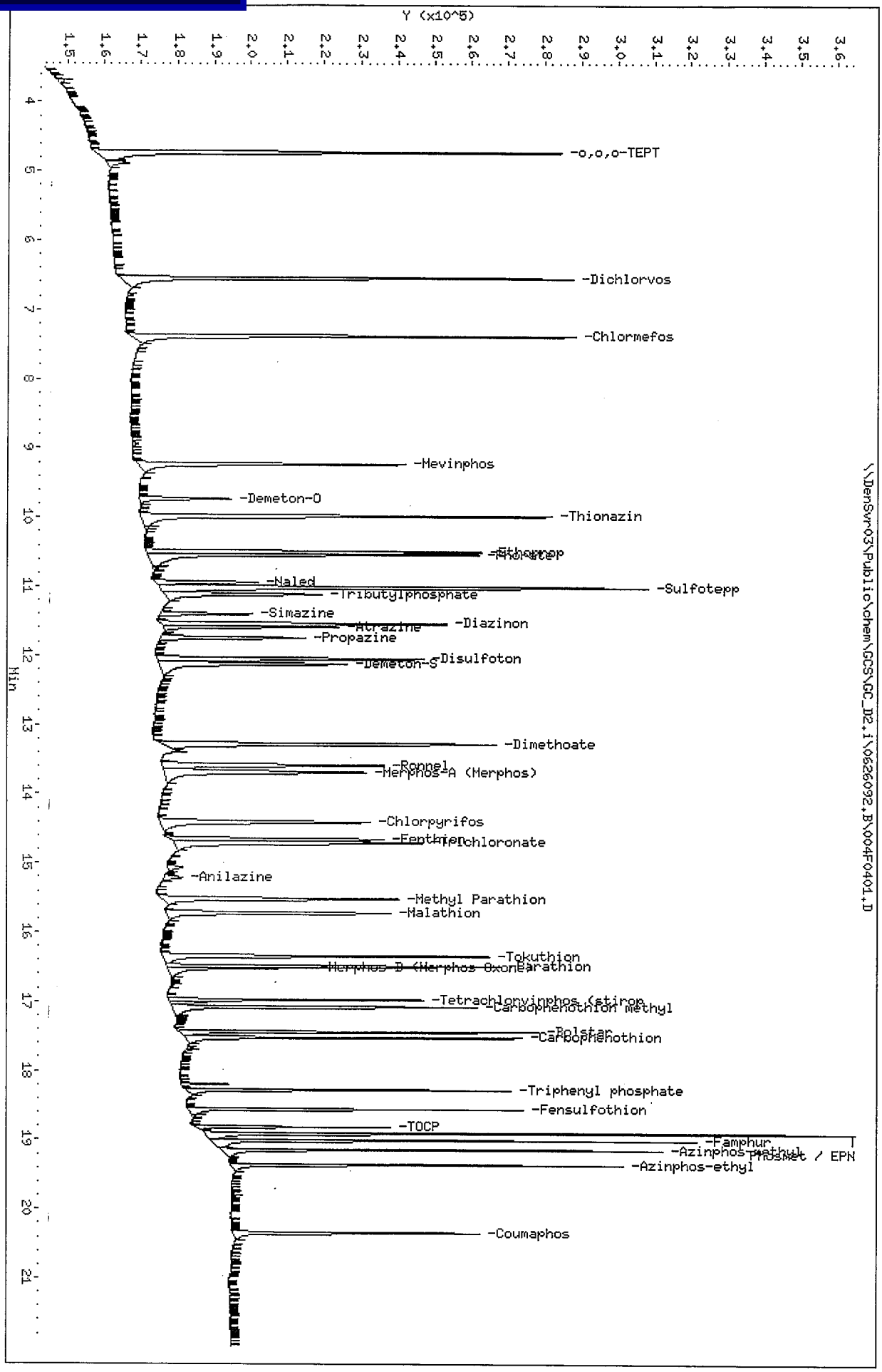

Data File: \\DenSvr03\Public\chem\GCS\GC_D2.i\0626092.B\004F0401.D
Date : 26-JUN-2009 18:55
Client ID: OPP L6 GSV0637
Sample Info: OPP L6 GSV0637
Column phase: RTx-OPPest

Instrument: GC_D2.i
Operator: MPK/TLW
Column diameter: 0.32

Inj. Date and Time: 26-JUN-2009 18:55
Instrument ID: GC_D2.i
Client ID: OPP L6 GSV0637
Compound Name: Anilazine
CAS #:
Report Date: 06/30/2009

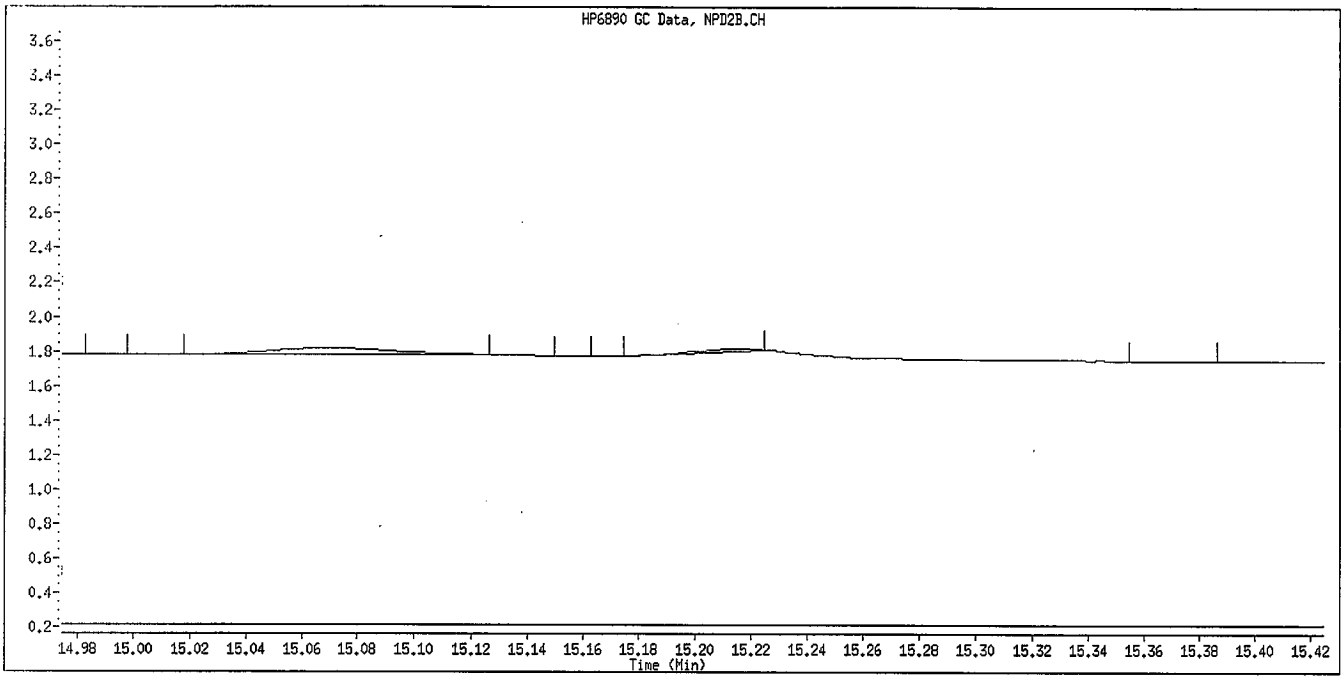

Original Integration

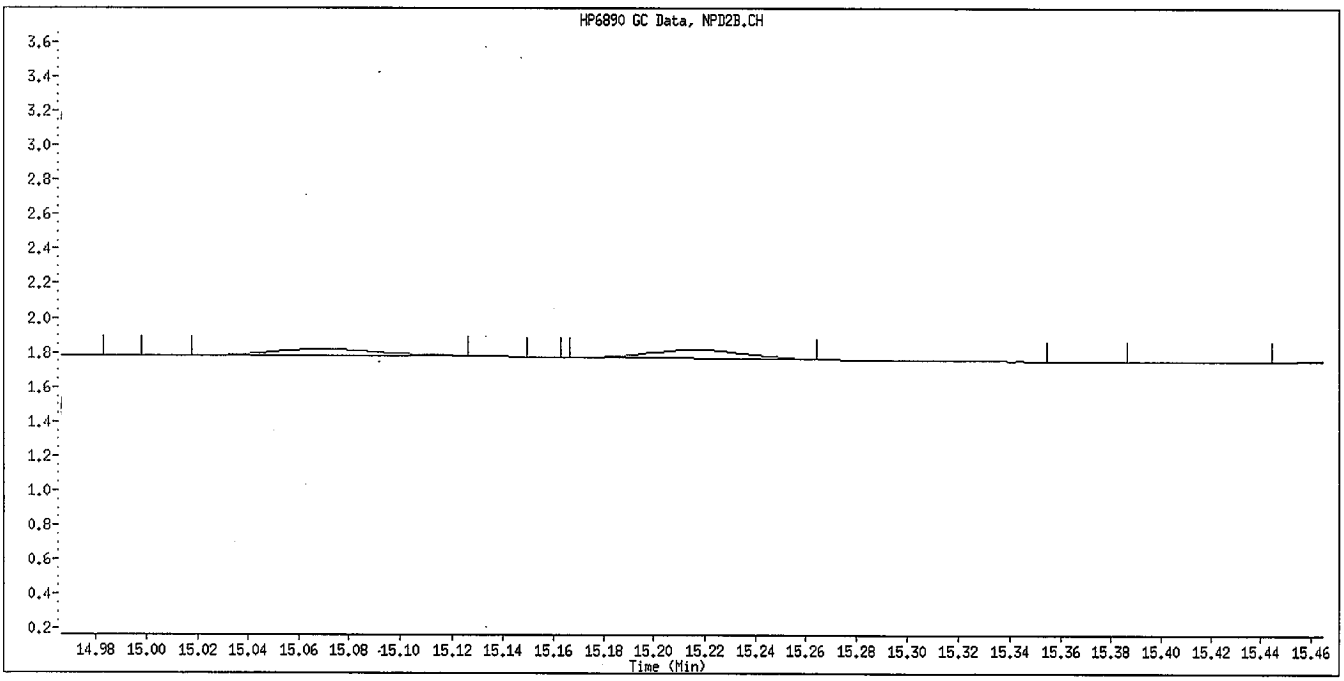

Manual Integration

Manually Integrated By: williamst
Manual Integration Reason: Baseline Event

6/30/09

Inj. Date and Time: 26-JUN-2009 18:55
Instrument ID: GC_D2.i
Client ID: OPP L6 GSV0637
Compound Name: Parathion
CAS #:
Report Date: 06/30/2009

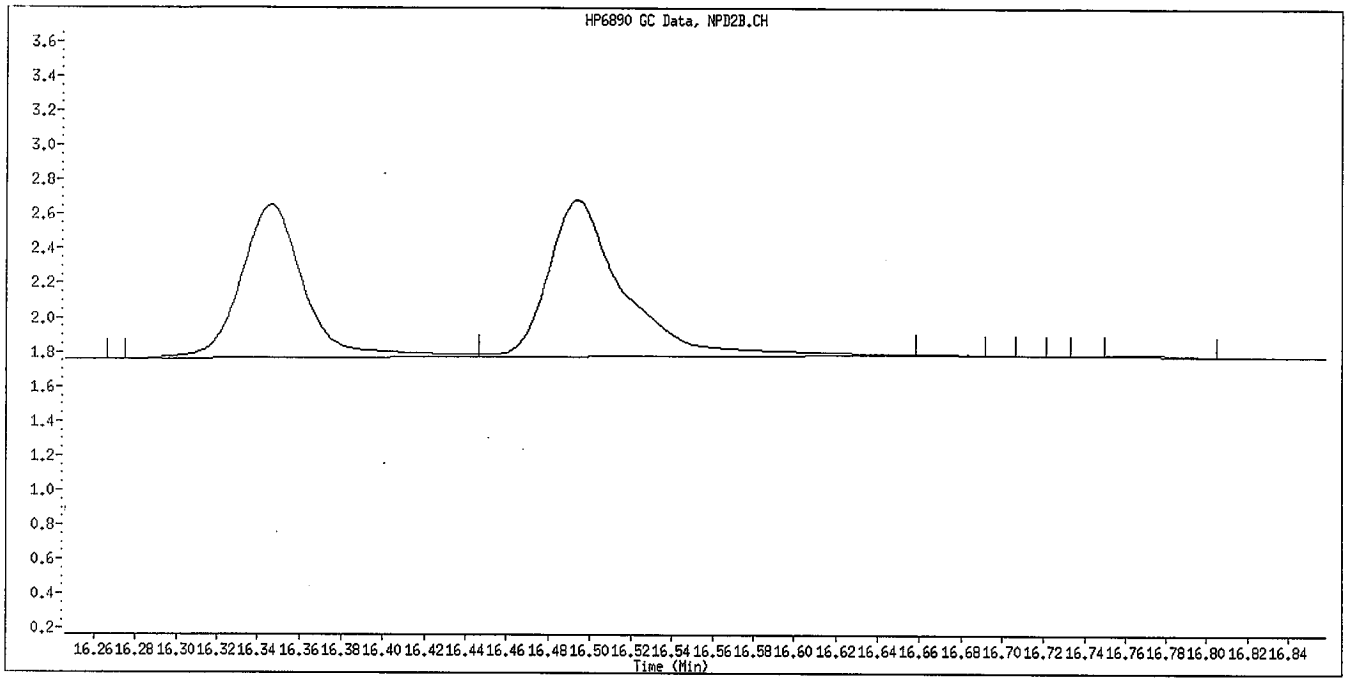

Original Integration

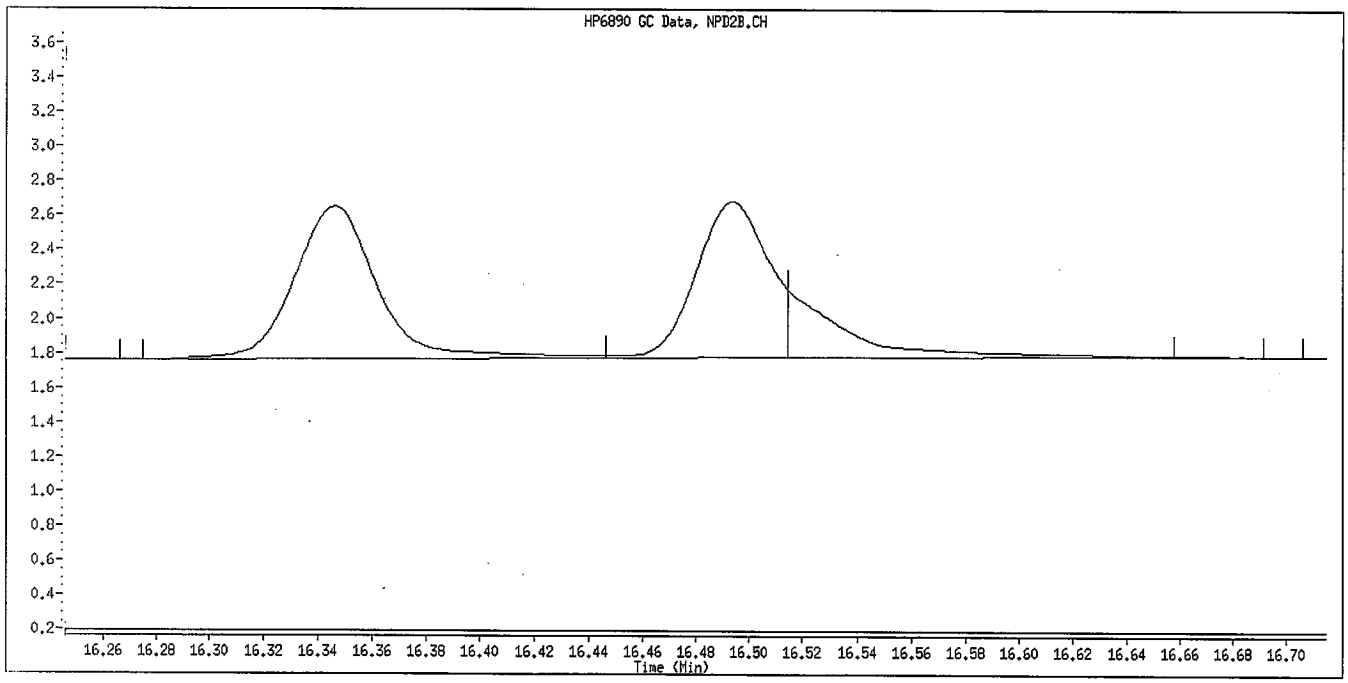

Manual Integration

Manually Integrated By: williamst
Manual Integration Reason: Baseline Event

6/30/09

Inj. Date and Time: 26-JUN-2009 18:55
Instrument ID: GC_D2.i
Client ID: OPP L6 GSV0637
Compound Name: Merphos-B (Merphos Oxone)
CAS #:
Report Date: 06/30/2009

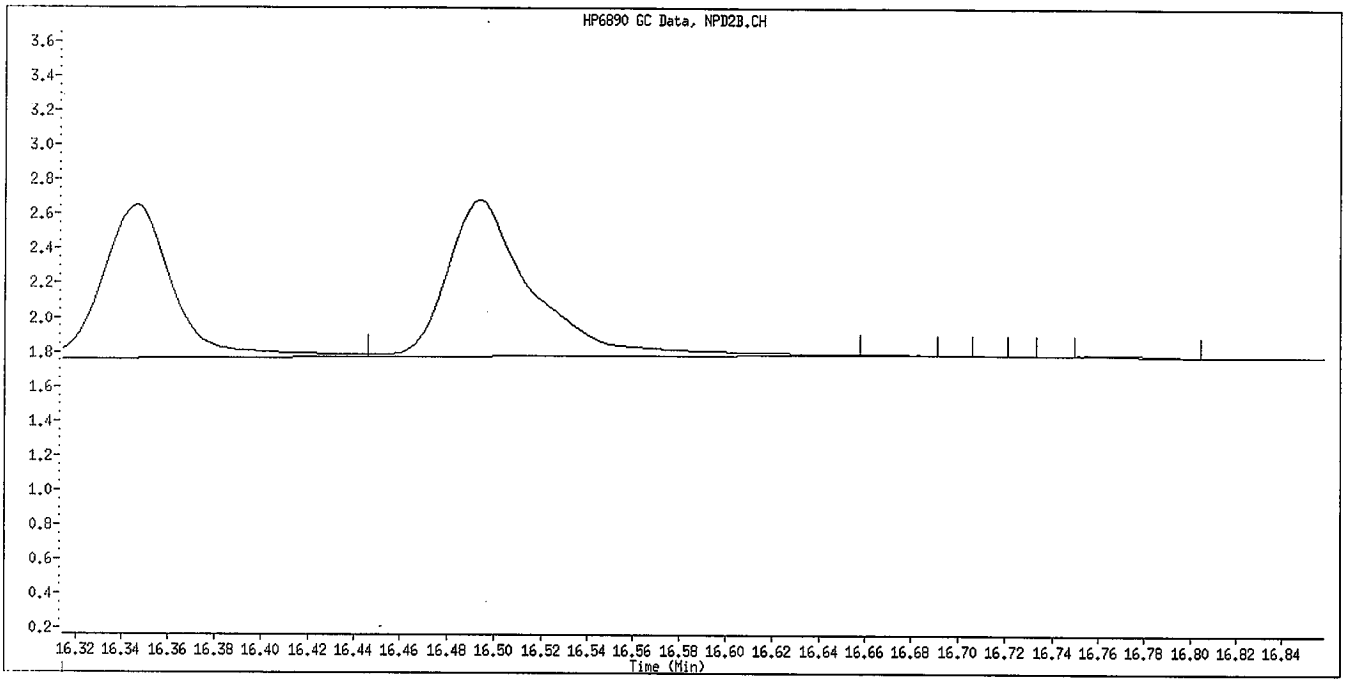

Original Integration

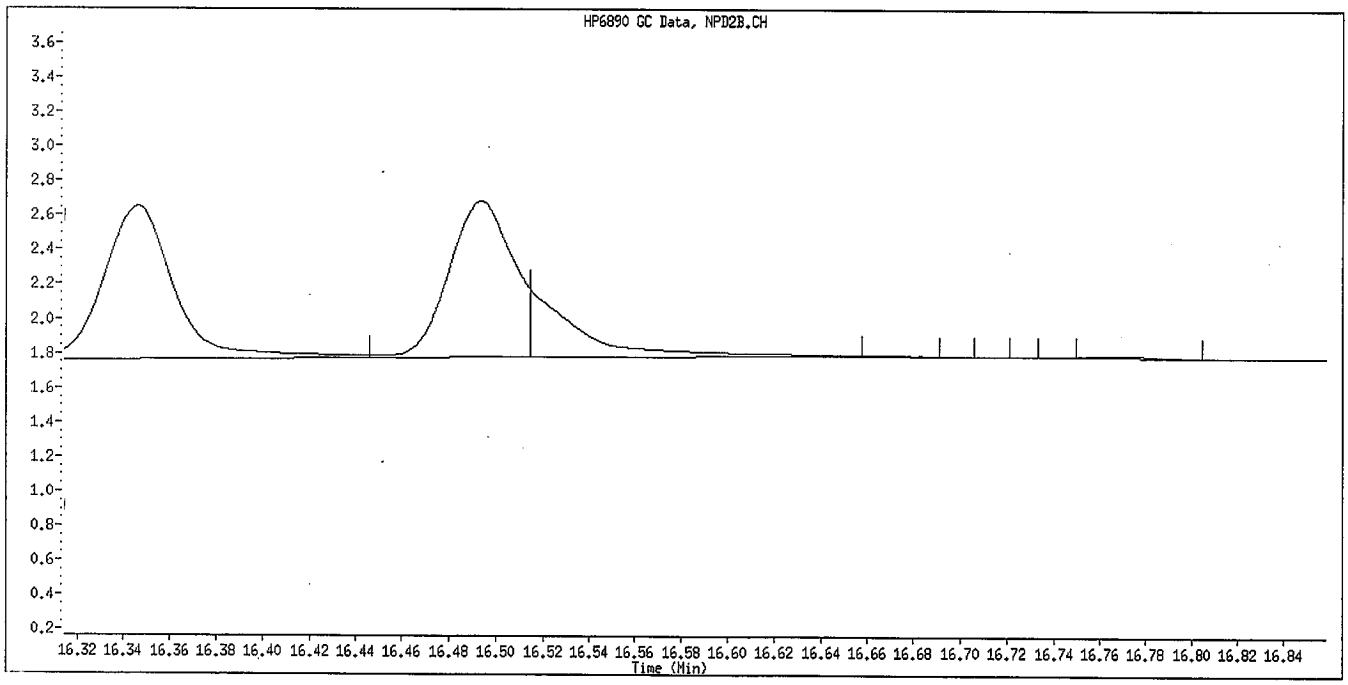

Manual Integration

Manually Integrated By: williamst
Manual Integration Reason: Baseline Event

6/30/09

TestAmerica

Data file : \\DenSvr03\Public\chem\GCS\GC_D2.i\0626092.B\005F0501.D
Lab Smp Id: OPP L5 GSV0635 Client Smp ID: OPP L5 GSV0635
Inj Date : 26-JUN-2009 19:23
Operator : MPK/TLW Inst ID: GC_D2.i
Smp Info : OPP L5 GSV0635
Misc Info :
Comment :
Method : \\DenSvr03\Public\chem\GCS\GC_D2.i\0626092.B\8141A-2.m
Meth Date : 30-Jun-2009 12:58 GC_D2.i Quant Type: ISTD
Cal Date : 26-JUN-2009 18:55 Cal File: 004F0401.D
Als bottle: 5 Calibration Sample, Level: 5
Dil Factor: 1.00000
Integrator: Falcon Compound Sublist: 8141A.sub
Target Version: 4.14
Processing Host: DENPC075

	Compounds	RT	EXP RT	REL RT	RESPONSE	AMOUNTS CAL-AMT (ug/mL)	AMOUNTS ON-COL (ug/mL)
	1 o,o,o-TEPT	4.730	4.731	(0.251)	267154	3.00000	2.982
	2 Dichlorvos	6.545	6.546	(0.348)	221023	3.00000	3.159
$	3 Chlormefos	7.384	7.384	(0.392)	237967	3.00000	3.379
	4 Mevinphos	9.234	9.234	(0.491)	137272	3.00000	2.913
	5 Demeton-O	9.734	9.734	(0.517)	46912	0.97500	1.045
	6 Thionazin	9.984	9.984	(0.531)	216898	3.00000	3.078
	7 Ethoprop	10.499	10.499	(0.558)	162719	3.00000	3.090
	8 Phorate	10.539	10.539	(0.560)	189707	3.00000	3.107
	9 Naled	10.939	10.939	(0.581)	46004	3.00000	2.975
	10 Sulfotepp	11.017	11.017	(0.586)	277819	3.00000	3.017(A)
*	11 Tributylphosphate	11.115	11.116	(1.000)	123454	2.00000	
	12 Simazine	11.399	11.399	(0.606)	40610	3.00000	3.079(A)
	13 Diazinon	11.540	11.541	(0.613)	155648	3.00000	3.140
	14 Atrazine	11.584	11.584	(0.616)	85997	3.00000	3.210(A)
	15 Propazine	11.747	11.747	(0.624)	72628	3.00000	3.140
	16 Disulfoton	12.049	12.049	(0.640)	152294	3.00000	3.136
	17 Demeton-S	12.124	12.124	(0.644)	121463	2.04000	2.103
	18 Dimethoate	13.282	13.282	(0.706)	206120	3.00000	3.166
	19 Ronnel	13.587	13.587	(0.722)	134377	3.00000	3.067
	20 Merphos-A (Merphos)	13.689	13.689	(1.232)	139514	3.00000	3.119(A)
	21 Chlorpyrifos	14.409	14.409	(0.766)	137524	3.00000	3.094
	22 Fenthion	14.662	14.662	(0.779)	130285	3.00000	3.161
	23 Trichloronate	14.710	14.711	(0.782)	170976	3.00000	2.945
	24 Anilazine	15.215	15.216	(0.809)	11039	3.00000	2.902
	25 Methyl Parathion	15.519	15.519	(0.825)	140467	3.00000	3.157(A)
	26 Malathion	15.724	15.724	(0.836)	122121	3.00000	2.929
	27 Tokuthion	16.344	16.344	(0.869)	150762	3.00000	3.089
	28 Parathion	16.494	16.494	(0.877)	135916	3.00000	3.100(M)
	29 Merphos-B (Merphos Oxone)	16.514	16.517	(1.486)	40683	3.00000	2.940(AM)
	30 Tetrachlorvinphos (stirophos)	16.977	16.977	(0.902)	90042	3.00000	3.174
	31 Carbophenothion methyl	17.082	17.082	(0.908)	132789	3.00000	3.266
	32 Bolstar	17.440	17.440	(0.927)	132222	3.00000	3.088
	33 Carbophenothion	17.524	17.524	(0.931)	139939	3.00000	3.323(A)

	Compounds	RT	EXP RT	REL RT	RESPONSE	AMOUNTS CAL-AMT (ug/mL)	AMOUNTS ON-COL (ug/mL)
$	34 Triphenyl phosphate	18.280	18.281	(0.972)	105020	3.00000	3.039
	35 Fensulfothion	18.559	18.559	(0.986)	98284	3.00000	3.098
*	36 TOCP	18.815	18.816	(1.000)	69265	2.00000	
	37 Phosmet / EPN	18.909	18.909	(1.005)	207459	6.00000	5.874(A)
	38 Famphur	19.010	19.011	(1.010)	125661	3.00000	2.766
	39 Azinphos-methyl	19.147	19.147	(1.018)	125121	3.00000	3.011
	40 Azinphos-ethyl	19.365	19.366	(1.029)	120801	3.00000	3.052
	41 Coumaphos	20.347	20.347	(1.081)	93401	3.00000	3.069
S	42 Merphos				180197	3.00000	3.122(A)
M	43 Total Demeton				168375	3.00000	3.147

QC Flag Legend

A - Target compound detected but, quantitated amount exceeded maximum amount.
M - Compound response manually integrated.

TestAmerica

INTERNAL STANDARD COMPOUNDS
AREA AND RT SUMMARY

Instrument ID: GC_D2.i
Lab File ID: 005F0501.D
Lab Smp Id: OPP L5 GSV0635
Analysis Type: SV
Quant Type: ISTD
Operator: MPK/TLW
Method File: \\DenSvr03\Public\chem\GCS\GC_D2.i\0626092.B\8141A-2.m
Misc Info:

Calibration Date: 26-JUN-2009
Calibration Time: 21:40
Client Smp ID: OPP L5 GSV0635
Level:
Sample Type:

COMPOUND	STANDARD	AREA LIMIT LOWER	AREA LIMIT UPPER	SAMPLE	%DIFF
11 Tributylphosphate	123933	61967	247866	123454	-0.39
36 TOCP	68831	34416	137662	69265	0.63

COMPOUND	STANDARD	RT LIMIT LOWER	RT LIMIT UPPER	SAMPLE	%DIFF
11 Tributylphosphate	11.12	10.62	11.62	11.12	0.00
36 TOCP	18.82	18.32	19.32	18.82	0.00

AREA UPPER LIMIT = +100% of internal standard area.
AREA LOWER LIMIT = - 50% of internal standard area.
RT UPPER LIMIT = + 0.50 minutes of internal standard RT.
RT LOWER LIMIT = - 0.50 minutes of internal standard RT.

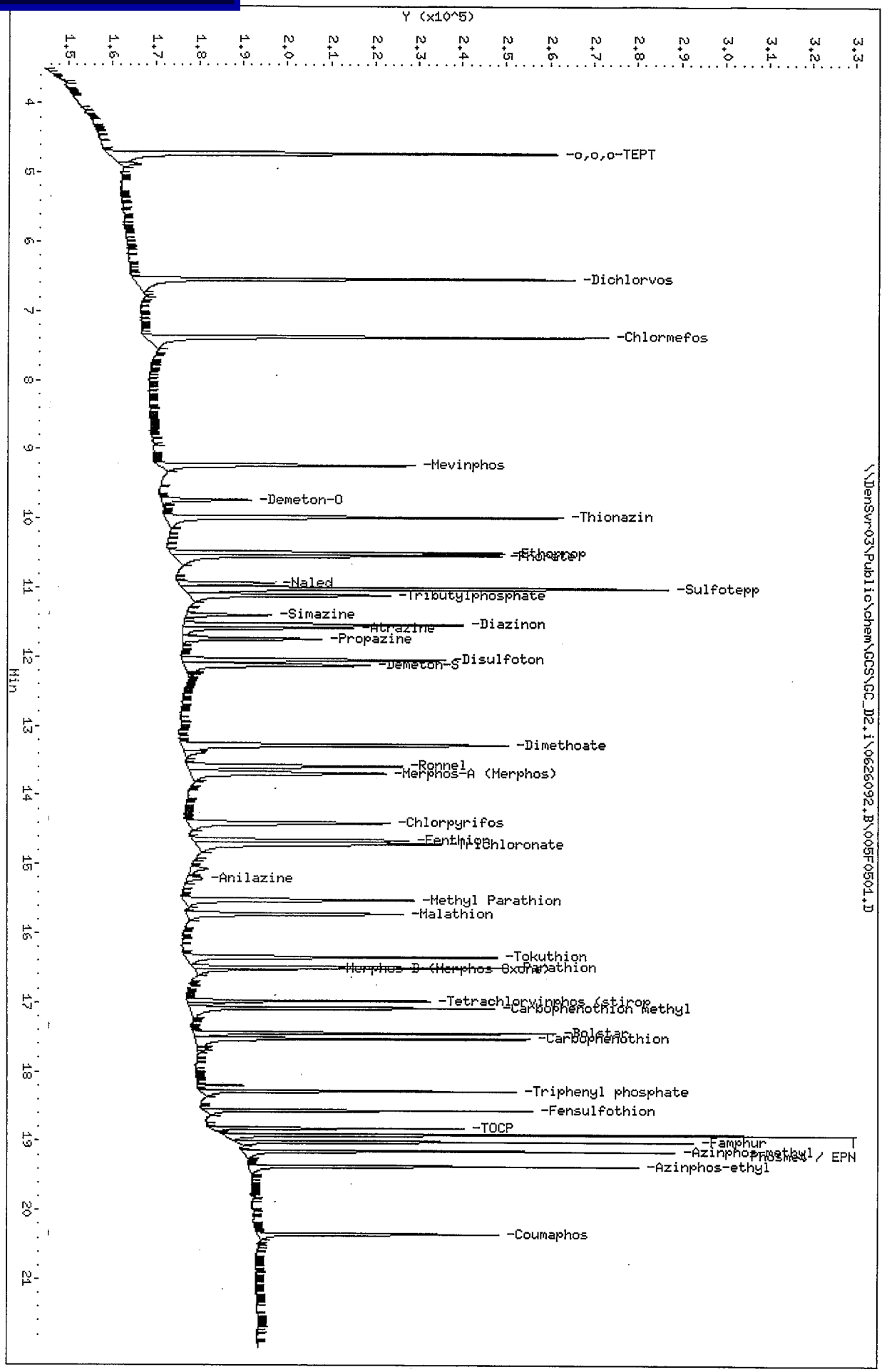

Data File: \\DenSvr03\Public\chem\GCS\GC_D2,i\0626092,B\005F0501,D
Date : 26-JUN-2009 19:23
Client ID: OPP L5 GSV0635
Sample Info: OPP L5 GSV0635
Column phase: RTx-OPPest

Instrument: GC_D2,i
Operator: MPK/TLW
Column diameter: 0.32

Inj. Date and Time: 26-JUN-2009 19:23
Instrument ID: GC_D2.i
Client ID: OPP L5 GSV0635
Compound Name: Parathion
CAS #:
Report Date: 06/30/2009

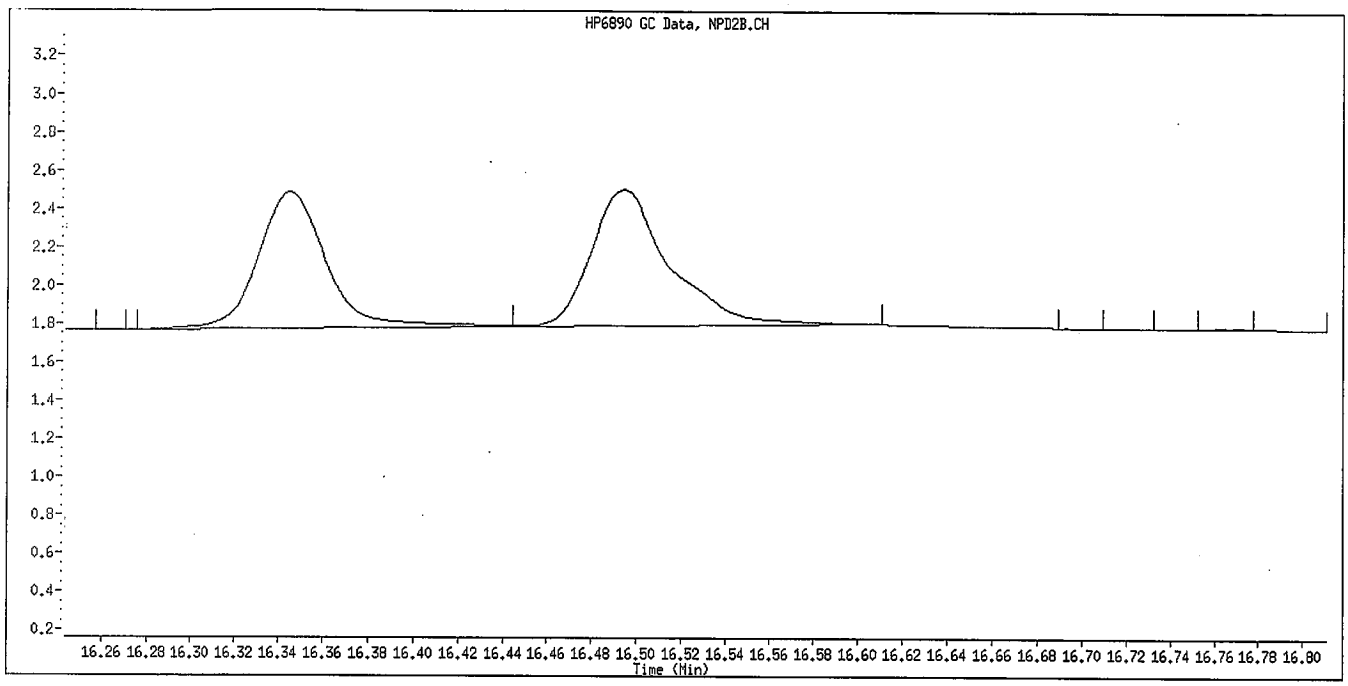

Original Integration

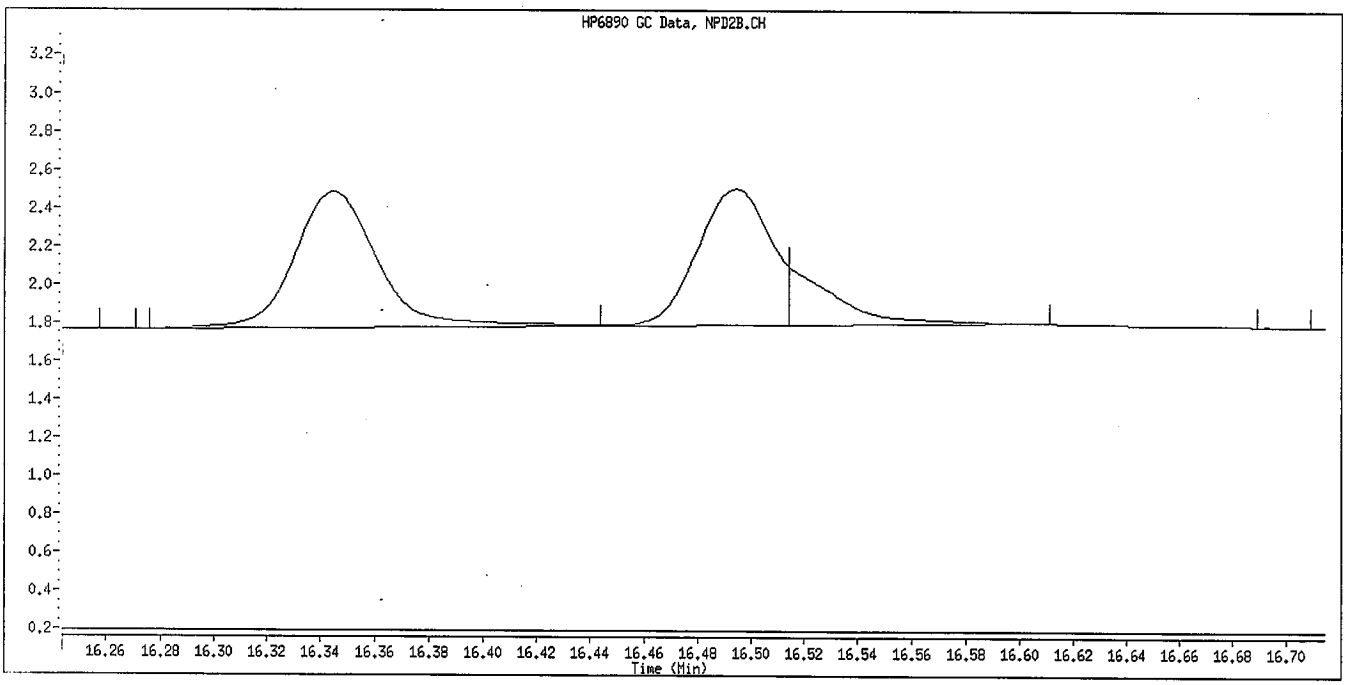

Manual Integration

Manually Integrated By: williamst
Manual Integration Reason: Baseline Event

6/30/09

Inj. Date and Time: 26-JUN-2009 19:23
Instrument ID: GC_D2.i
Client ID: OPP L5 GSV0635
Compound Name: Merphos-B (Merphos Oxone)
CAS #:
Report Date: 06/30/2009

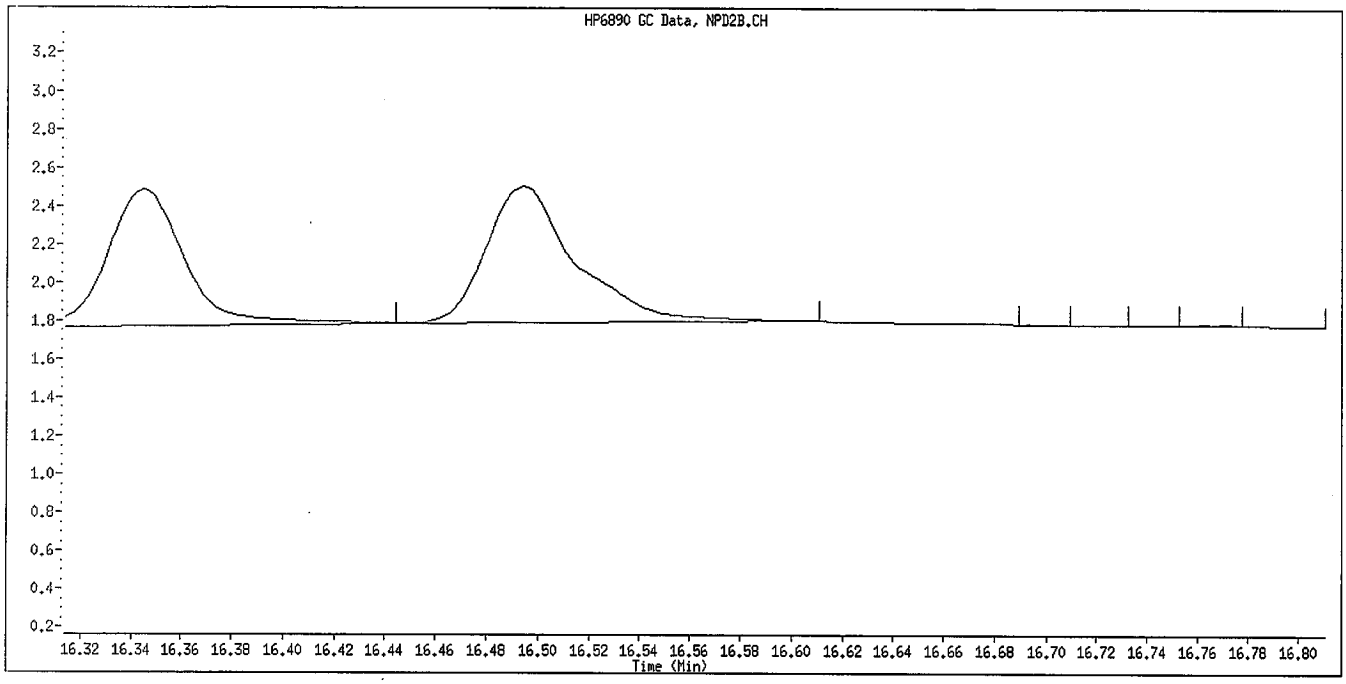

Original Integration

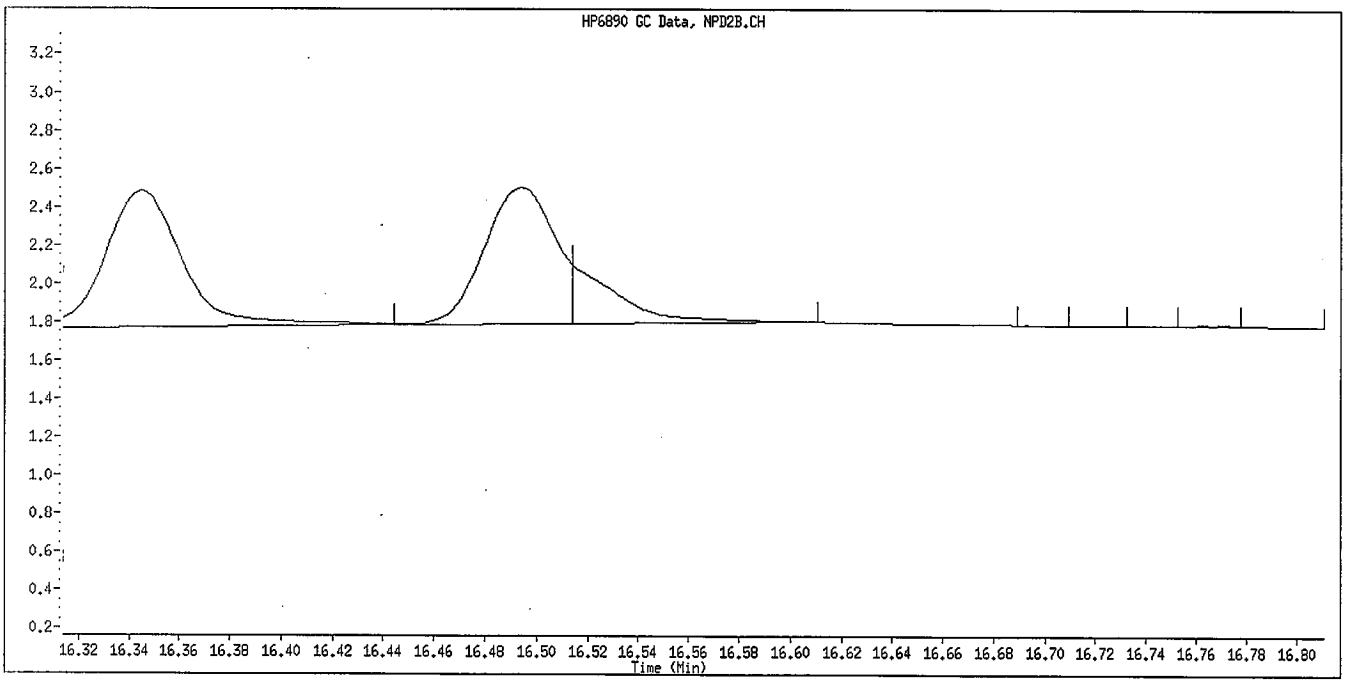

Manual Integration

Manually Integrated By: williamst
Manual Integration Reason: Baseline Event

6/30/09

TestAmerica

Data file : \\DenSvr03\Public\chem\GCS\GC_D2.i\0626092.B\006F0601.D
Lab Smp Id: OPP L4 GSV0638 Client Smp ID: OPP L4 GSV0638
Inj Date : 26-JUN-2009 19:50
Operator : MPK/TLW Inst ID: GC_D2.i
Smp Info : OPP L4 GSV0638
Misc Info :
Comment :
Method : \\DenSvr03\Public\chem\GCS\GC_D2.i\0626092.B\8141A-2.m
Meth Date : 30-Jun-2009 12:58 GC_D2.i Quant Type: ISTD
Cal Date : 26-JUN-2009 19:23 Cal File: 005F0501.D
Als bottle: 6 Calibration Sample, Level: 4
Dil Factor: 1.00000
Integrator: Falcon Compound Sublist: 8141A.sub
Target Version: 4.14
Processing Host: DENPC075

	Compounds	RT	EXP RT	REL RT	RESPONSE	AMOUNTS CAL-AMT (ug/mL)	AMOUNTS ON-COL (ug/mL)
	1 o,o,o-TEPT	4.730	4.731	(0.251)	181207	2.00000	2.055
	2 Dichlorvos	6.545	6.546	(0.348)	148252	2.00000	2.154
$	3 Chlormefos	7.383	7.384	(0.392)	138652	2.00000	2.001
	4 Mevinphos	9.233	9.234	(0.491)	98399	2.00000	2.122
	5 Demeton-O	9.733	9.734	(0.517)	29742	0.65000	0.6731
	6 Thionazin	9.983	9.984	(0.531)	134999	2.00000	1.947
	7 Ethoprop	10.498	10.499	(0.558)	103308	2.00000	1.994
	8 Phorate	10.537	10.539	(0.560)	115663	2.00000	1.925
	9 Naled	10.940	10.939	(0.581)	28010	2.00000	1.943
	10 Sulfotepp	11.017	11.017	(0.586)	187497	2.00000	2.069(A)
*	11 Tributylphosphate	11.115	11.116	(1.000)	126959	2.00000	
	12 Simazine	11.398	11.399	(0.606)	26282	2.00000	2.025(A)
	13 Diazinon	11.540	11.541	(0.613)	98649	2.00000	2.033
	14 Atrazine	11.582	11.584	(0.616)	49088	2.00000	1.960(A)
	15 Propazine	11.745	11.747	(0.624)	43235	2.00000	1.922
	16 Disulfoton	12.050	12.049	(0.640)	96402	2.00000	2.017
	17 Demeton-S	12.125	12.124	(0.644)	70921	1.36000	1.296
	18 Dimethoate	13.280	13.282	(0.706)	123978	2.00000	1.935
	19 Ronnel	13.588	13.587	(0.722)	84095	2.00000	1.950
	20 Merphos-A (Merphos)	13.690	13.689	(1.232)	90289	2.00000	1.962(A)
	21 Chlorpyrifos	14.408	14.409	(0.766)	82272	2.00000	1.881
	22 Fenthion	14.660	14.662	(0.779)	79190	2.00000	1.952
	23 Trichloronate	14.708	14.711	(0.782)	106326	2.00000	1.900
	24 Anilazine	15.212	15.216	(0.808)	6899	2.00000	1.843
	25 Methyl Parathion	15.520	15.519	(0.825)	91219	2.00000	2.083(A)
	26 Malathion	15.725	15.724	(0.836)	80242	2.00000	1.956
	27 Tokuthion	16.345	16.344	(0.869)	92069	2.00000	1.917
	28 Parathion	16.493	16.494	(0.877)	84124	2.00000	1.950(M)
	29 Merphos-B (Merphos Oxone)	16.513	16.517	(1.486)	23458	2.00000	1.603(AM)
	30 Tetrachlorvinphos (stirophos)	16.977	16.977	(0.902)	54727	2.00000	1.961
	31 Carbophenothion methyl	17.082	17.082	(0.908)	79857	2.00000	1.996
	32 Bolstar	17.440	17.440	(0.927)	82203	2.00000	1.951
	33 Carbophenothion	17.523	17.524	(0.931)	80431	2.00000	1.941(A)

	Compounds	RT	EXP RT	REL RT	RESPONSE	AMOUNTS CAL-AMT (ug/mL)	AMOUNTS ON-COL (ug/mL)
$	34 Triphenyl phosphate	18.280	18.281	(0.972)	73416	2.00000	2.159
	35 Fensulfothion	18.558	18.559	(0.986)	66352	2.00000	2.125
*	36 TOCP	18.815	18.816	(1.000)	68161	2.00000	
	37 Phosmet / EPN	18.908	18.909	(1.005)	146012	4.00000	4.177
	38 Famphur	19.012	19.011	(1.010)	95300	2.00000	2.132
	39 Azinphos-methyl	19.147	19.147	(1.018)	88773	2.00000	2.171
	40 Azinphos-ethyl	19.365	19.366	(1.029)	80966	2.00000	2.079
	41 Coumaphos	20.347	20.347	(1.081)	61650	2.00000	2.059
S	42 Merphos				113747	2.00000	2.002(A)
M	43 Total Demeton				100663	2.00000	1.969

QC Flag Legend

A - Target compound detected but, quantitated amount exceeded maximum amount.
M - Compound response manually integrated.

TestAmerica

INTERNAL STANDARD COMPOUNDS
AREA AND RT SUMMARY

Instrument ID: GC_D2.i
Lab File ID: 006F0601.D
Lab Smp Id: OPP L4 GSV0638
Analysis Type: SV
Quant Type: ISTD
Operator: MPK/TLW
Method File: \\DenSvr03\Public\chem\GCS\GC_D2.i\0626092.B\8141A-2.m
Misc Info:

Calibration Date: 26-JUN-2009
Calibration Time: 19:50
Client Smp ID: OPP L4 GSV0638
Level:
Sample Type:

COMPOUND	STANDARD	AREA LIMIT LOWER	AREA LIMIT UPPER	SAMPLE	%DIFF
11 Tributylphosphate	126959	63480	253918	126959	0.00
36 TOCP	68161	34081	136322	68161	0.00

COMPOUND	STANDARD	RT LIMIT LOWER	RT LIMIT UPPER	SAMPLE	%DIFF
11 Tributylphosphate	11.12	10.62	11.62	11.12	0.00
36 TOCP	18.82	18.32	19.32	18.82	0.00

AREA UPPER LIMIT = +100% of internal standard area.
AREA LOWER LIMIT = - 50% of internal standard area.
RT UPPER LIMIT = + 0.50 minutes of internal standard RT.
RT LOWER LIMIT = - 0.50 minutes of internal standard RT.

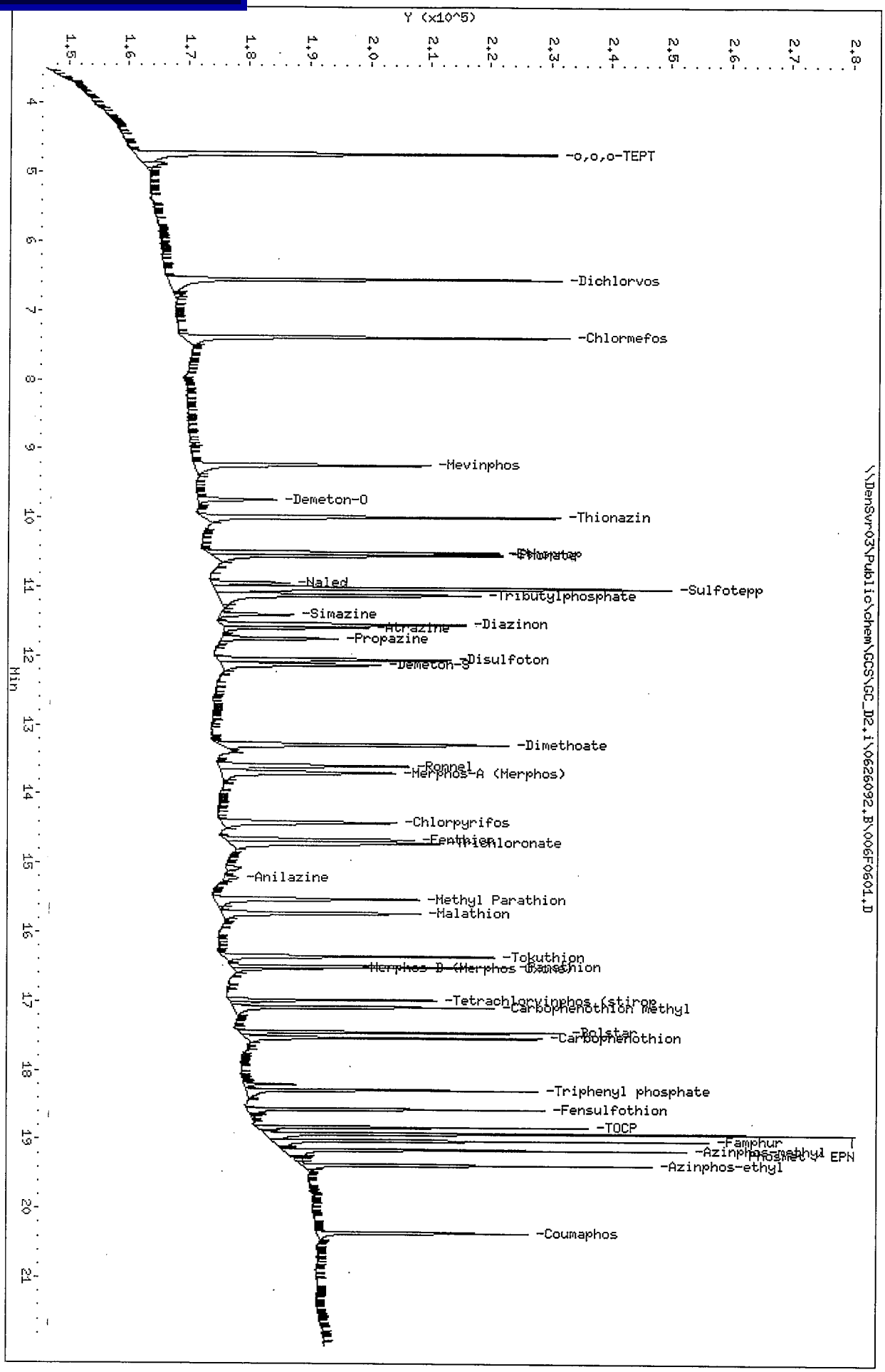

Data File: \\DenSvr03\Public\chem\GCS\GC_D2,i\0626092,B\006F0604,D
Date : 26-JUN-2009 19:50
Client ID: OPP L4 GSV0638
Sample Info: OPP L4 GSV0638
Column phase: RTx-OPPest

Instrument: GC_D2,i
Operator: MPK/TLW
Column diameter: 0.32

Inj. Date and Time: 26-JUN-2009 19:50
Instrument ID: GC_D2.i
Client ID: OPP L4 GSV0638
Compound Name: Parathion
CAS #:
Report Date: 06/30/2009

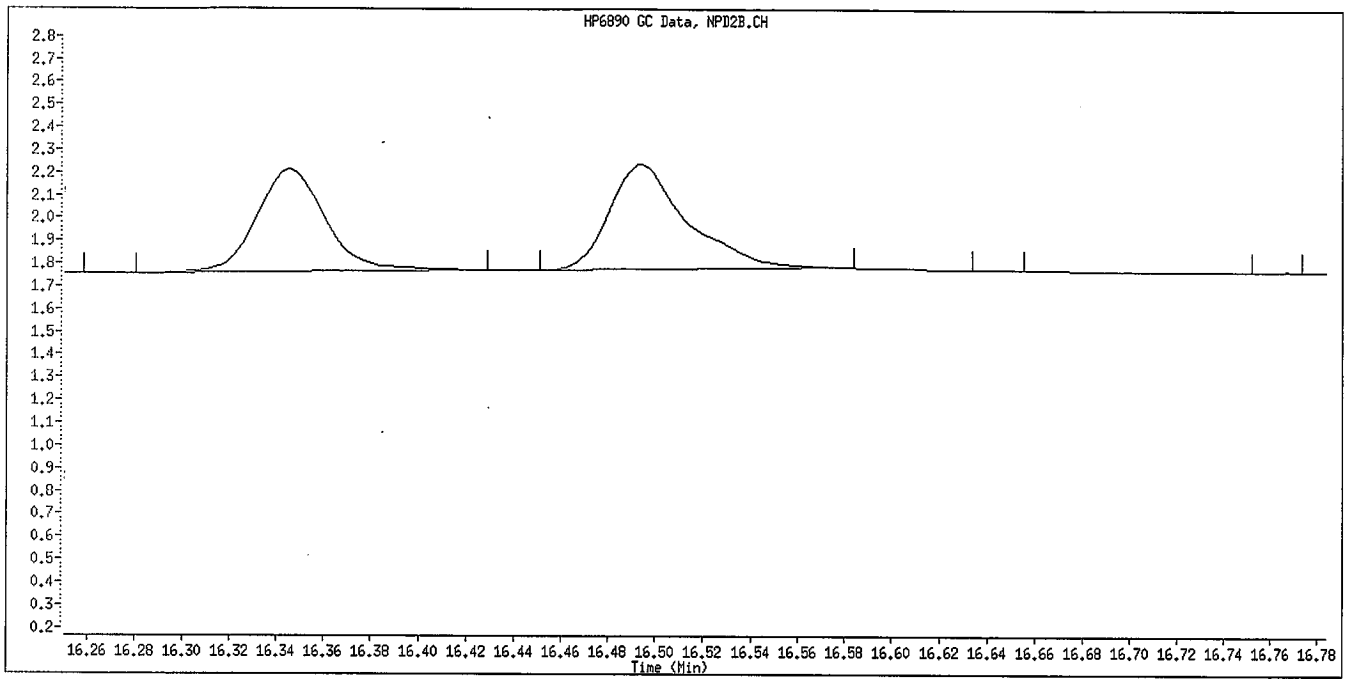

Original Integration

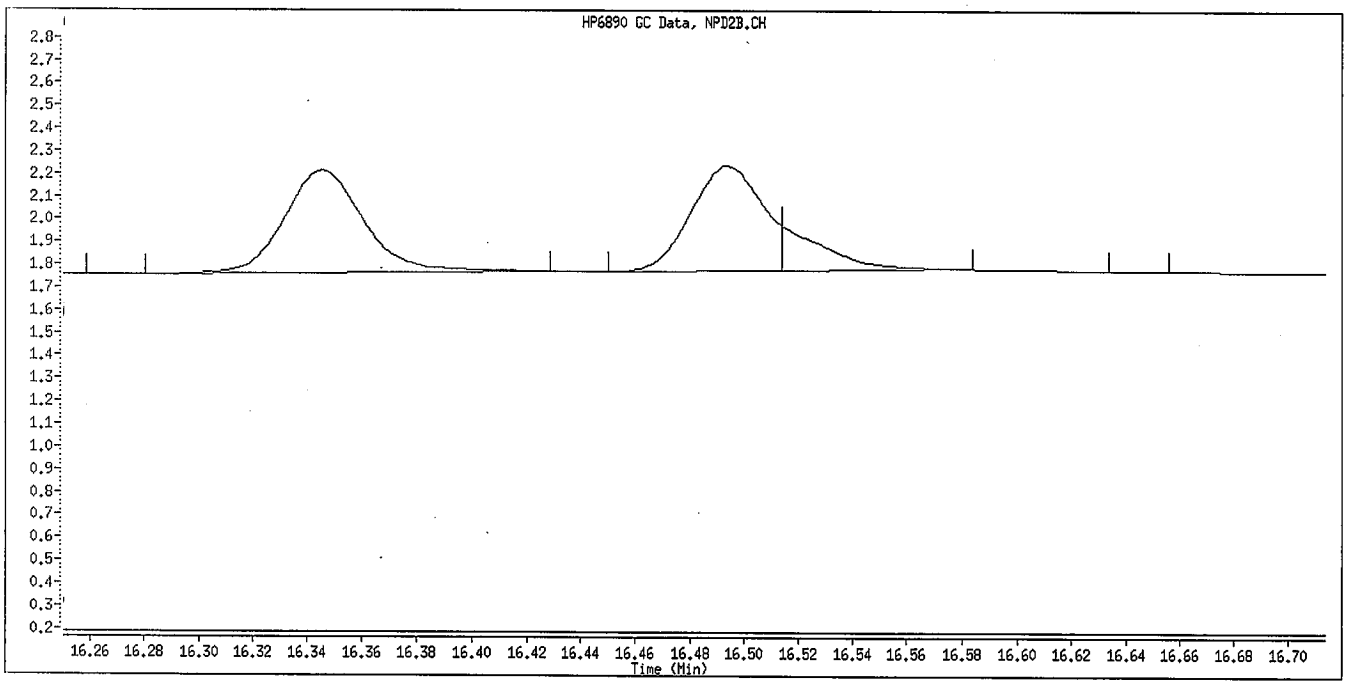

Manual Integration

Manually Integrated By: williamst
Manual Integration Reason: Baseline Event

6/30/09

Inj. Date and Time: 26-JUN-2009 19:50
Instrument ID: GC_D2.i
Client ID: OPP L4 GSV0638
Compound Name: Merphos-B (Merphos Oxone)
CAS #:
Report Date: 06/30/2009

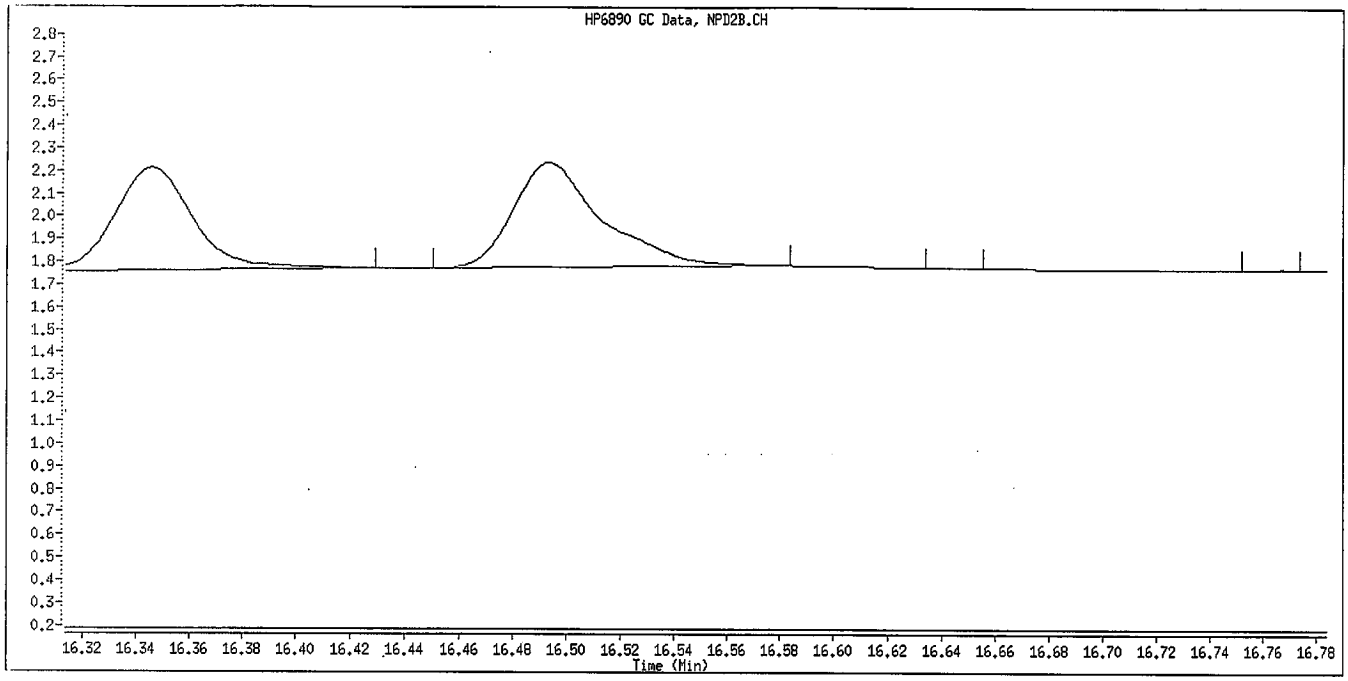

Original Integration

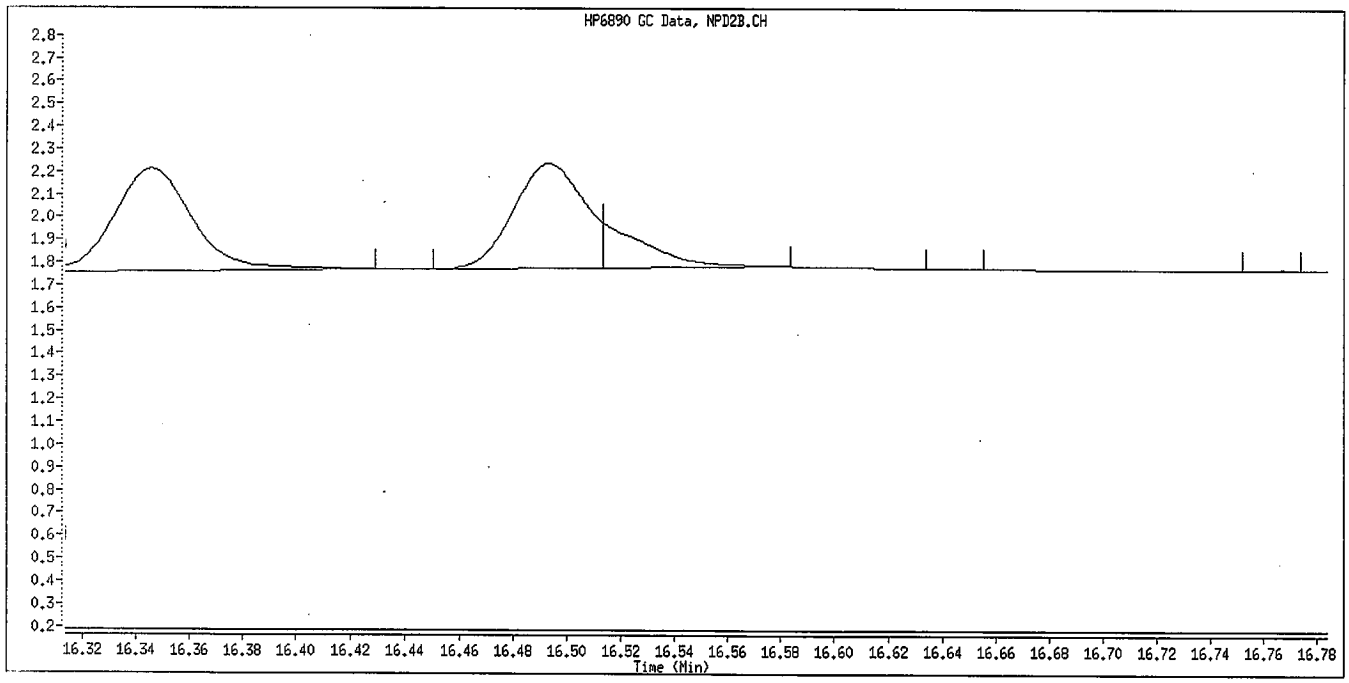

Manual Integration

Manually Integrated By: williamst
Manual Integration Reason: Baseline Event

6/30/09

TestAmerica

Data file : \\DenSvr03\Public\chem\GCS\GC_D2.i\0626092.B\007F0701.D
Lab Smp Id: OPP L3 GSV0639 Client Smp ID: OPP L3 GSV0639
Inj Date : 26-JUN-2009 20:18
Operator : MPK/TLW Inst ID: GC_D2.i
Smp Info : OPP L3 GSV0639
Misc Info :
Comment :
Method : \\DenSvr03\Public\chem\GCS\GC_D2.i\0626092.B\8141A-2.m
Meth Date : 30-Jun-2009 12:58 GC_D2.i Quant Type: ISTD
Cal Date : 26-JUN-2009 19:50 Cal File: 006F0601.D
Als bottle: 7 Calibration Sample, Level: 3
Dil Factor: 1.00000
Integrator: Falcon Compound Sublist: 8141A.sub
Target Version: 4.14
Processing Host: DENPC075

						AMOUNTS	
	Compounds	RT	EXP RT	REL RT	RESPONSE	CAL-AMT (ug/mL)	ON-COL (ug/mL)
	1 o,o,o-TEPT	4.728	4.731	(0.251)	81887	1.00000	0.9107
	2 Dichlorvos	6.546	6.546	(0.348)	63970	1.00000	0.9111
$	3 Chlormefos	7.383	7.384	(0.392)	61984	1.00000	0.8770
	4 Mevinphos	9.235	9.234	(0.491)	42341	1.00000	0.8952
	5 Demeton-O	9.733	9.734	(0.517)	13386	0.32500	0.2970
	6 Thionazin	9.985	9.984	(0.531)	67347	1.00000	0.9522
	7 Ethoprop	10.500	10.499	(0.558)	50288	1.00000	0.9515
	8 Phorate	10.536	10.539	(0.560)	55056	1.00000	0.8983
	9 Naled	10.941	10.939	(0.582)	10859	1.00000	0.9052
	10 Sulfotepp	11.016	11.017	(0.586)	90141	1.00000	0.9752(A)
*	11 Tributylphosphate	11.116	11.116	(1.000)	109941	2.00000	
	12 Simazine	11.398	11.399	(0.606)	12288	1.00000	0.9282(A)
	13 Diazinon	11.541	11.541	(0.613)	49407	1.00000	1.013
	14 Atrazine	11.581	11.584	(0.616)	21316	1.00000	0.9678(A)
	15 Propazine	11.746	11.747	(0.624)	20907	1.00000	0.9421
	16 Disulfoton	12.050	12.049	(0.640)	47563	1.00000	0.9757
	17 Demeton-S	12.126	12.124	(0.645)	33785	0.68000	0.6688
	18 Dimethoate	13.283	13.282	(0.706)	60106	1.00000	0.9200
	19 Ronnel	13.588	13.587	(0.722)	39845	1.00000	0.9061
	20 Merphos-A (Merphos)	13.690	13.689	(1.231)	42032	1.00000	1.055(A)
	21 Chlorpyrifos	14.410	14.409	(0.766)	43430	1.00000	0.9737
	22 Fenthion	14.663	14.662	(0.779)	40767	1.00000	0.9854
	23 Trichloronate	14.710	14.711	(0.782)	49357	1.00000	0.9220
	24 Anilazine	15.218	15.216	(0.809)	3581	1.00000	0.9372(M)
	25 Methyl Parathion	15.520	15.519	(0.825)	42442	1.00000	0.9503
	26 Malathion	15.725	15.724	(0.836)	39993	1.00000	0.9559
	27 Tokuthion	16.345	16.344	(0.869)	47016	1.00000	0.9598
	28 Parathion	16.493	16.494	(0.877)	43405	1.00000	0.9863(M)
	29 Merphos-B (Merphos Oxone)	16.515	16.517	(1.486)	15065	1.00000	1.162(AM)
	30 Tetrachlorvinphos (stirophos)	16.976	16.977	(0.902)	25459	1.00000	0.8943
	31 Carbophenothion methyl	17.081	17.082	(0.908)	36393	1.00000	0.8919
	32 Bolstar	17.441	17.440	(0.927)	41390	1.00000	0.9630
	33 Carbophenothion	17.523	17.524	(0.931)	40089	1.00000	0.9485(A)

	Compounds	RT	EXP RT	REL RT	RESPONSE	AMOUNTS CAL-AMT (ug/mL)	AMOUNTS ON-COL (ug/mL)
$	34 Triphenyl phosphate	18.280	18.281	(0.972)	31677	1.00000	0.9133
	35 Fensulfothion	18.558	18.559	(0.986)	30601	1.00000	0.9609
*	36 TOCP	18.815	18.816	(1.000)	69519	2.00000	
	37 Phosmet / EPN	18.908	18.909	(1.005)	68186	2.00000	1.866
	38 Famphur	19.010	19.011	(1.010)	41284	1.00000	0.9054
	39 Azinphos-methyl	19.145	19.147	(1.018)	37491	1.00000	0.8988
	40 Azinphos-ethyl	19.365	19.366	(1.029)	38936	1.00000	0.9801
	41 Coumaphos	20.345	20.347	(1.081)	29854	1.00000	0.9774
S	42 Merphos				57097	1.00000	0.9855
M	43 Total Demeton				47171	1.00000	0.9658

QC Flag Legend

A - Target compound detected but, quantitated amount exceeded maximum amount.
M - Compound response manually integrated.

TestAmerica

INTERNAL STANDARD COMPOUNDS
AREA AND RT SUMMARY

Instrument ID: GC_D2.i
Lab File ID: 007F0701.D
Lab Smp Id: OPP L3 GSV0639
Analysis Type: SV
Quant Type: ISTD
Operator: MPK/TLW
Method File: \\DenSvr03\Public\chem\GCS\GC_D2.i\0626092.B\8141A-2.m
Misc Info:

Calibration Date: 26-JUN-2009
Calibration Time: 19:50
Client Smp ID: OPP L3 GSV0639
Level:
Sample Type:

COMPOUND	STANDARD	AREA LIMIT LOWER	AREA LIMIT UPPER	SAMPLE	%DIFF
11 Tributylphosphate	126959	63480	253918	109941	-13.40
36 TOCP	68161	34081	136322	69519	1.99

COMPOUND	STANDARD	RT LIMIT LOWER	RT LIMIT UPPER	SAMPLE	%DIFF
11 Tributylphosphate	11.12	10.62	11.62	11.12	0.01
36 TOCP	18.82	18.32	19.32	18.82	-0.00

AREA UPPER LIMIT = +100% of internal standard area.
AREA LOWER LIMIT = - 50% of internal standard area.
RT UPPER LIMIT = + 0.50 minutes of internal standard RT.
RT LOWER LIMIT = - 0.50 minutes of internal standard RT.

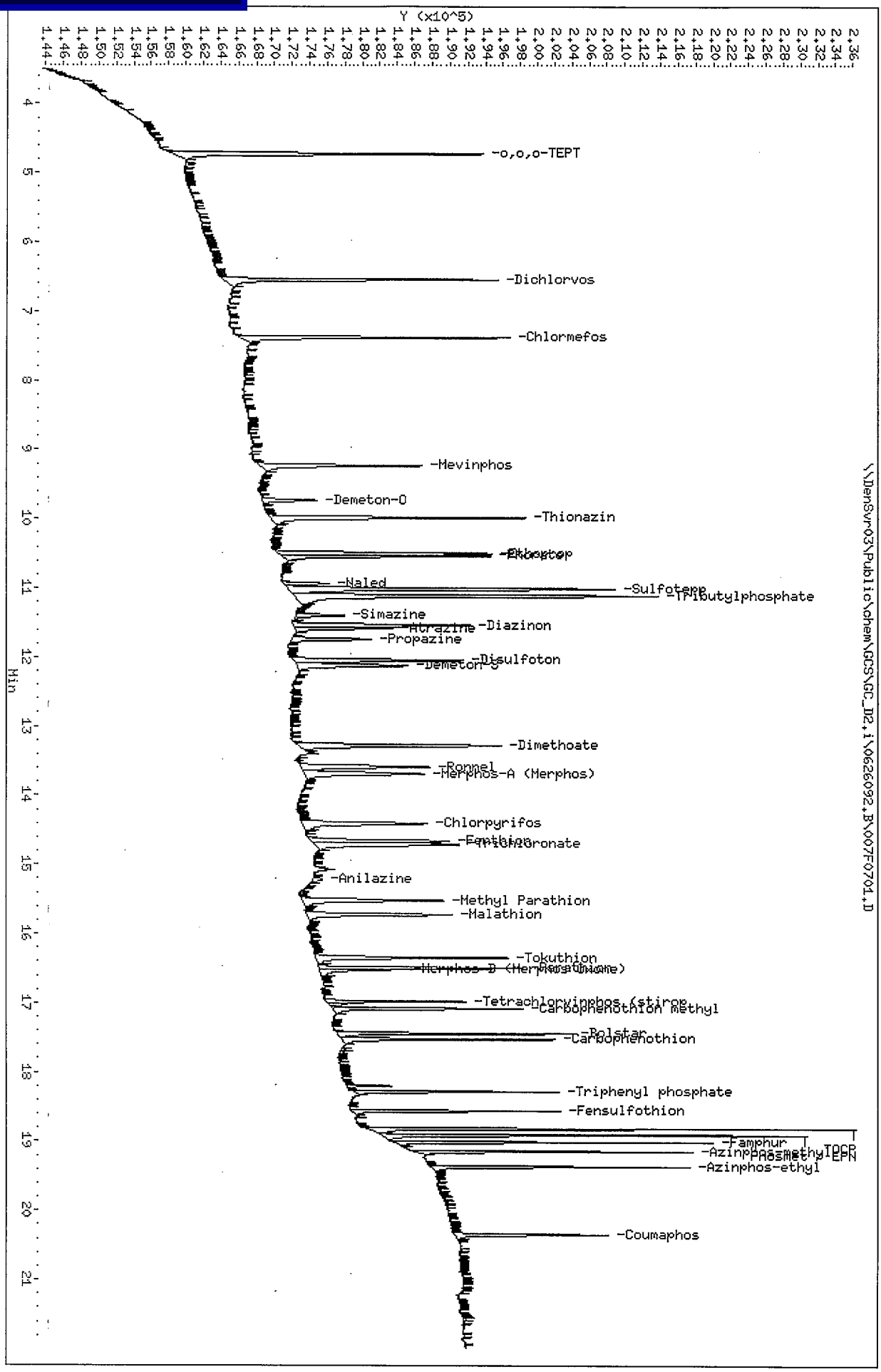
Data File: \\DenSvr03\Public\chem\GCS\GC_D2,i\0626092,B\007F0704.D
Date : 26-JUN-2009 20:18
Client ID: OPP L3 GSV0639
Sample Info: OPP L3 GSV0639
Column phase: RTx-OPPest
Instrument: GC_D2,i
Operator: MPK/TLW
Column diameter: 0.32
\\DenSvr03\Public\chem\GCS\GC_D2,i\0626092,B\007F0701.D
Y (x10^5)
Min
-o,o,o-TEPT
-Dichlorvos
-Chlormefos
-Mevinphos
-Demeton-O
-Thionazin
-Naled
-Sulfotepp
-Tributylphosphate
-Simazine
-Diazinon
-Propazine
-Dimethoate
-Ronnel
-Merphos-A (Merphos)
-Chlorpyrifos
-Anilazine
-Methyl Parathion
-Malathion
-Tokuthion
-Tetrachlorvinphos (Stirofos)
-Carbophenothion methyl
-Carbophenothion
-Triphenyl phosphate
-Fensulfothion
-Famphur
-Azinphos-methyl
-Azinphos-ethyl
-Coumaphos

Inj. Date and Time: 26-JUN-2009 20:18
Instrument ID: GC_D2.i
Client ID: OPP L3 GSV0639
Compound Name: Anilazine
CAS #:
Report Date: 06/30/2009

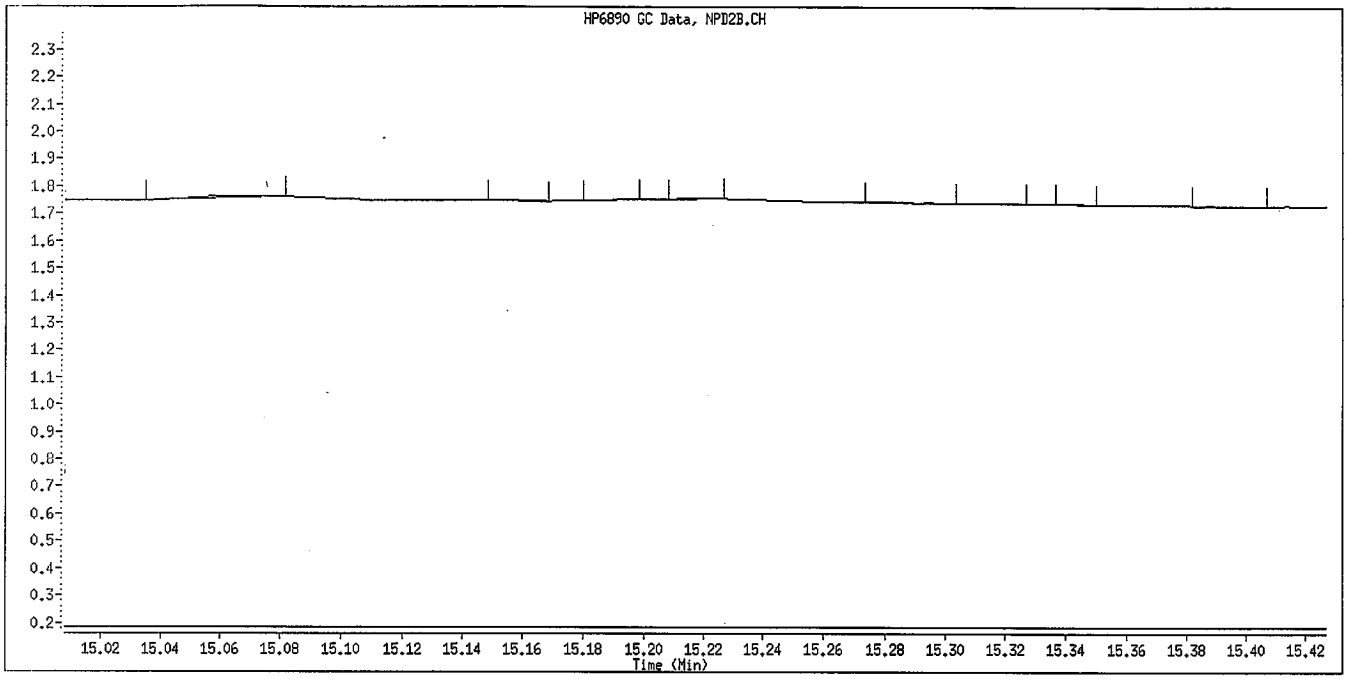

Original Integration

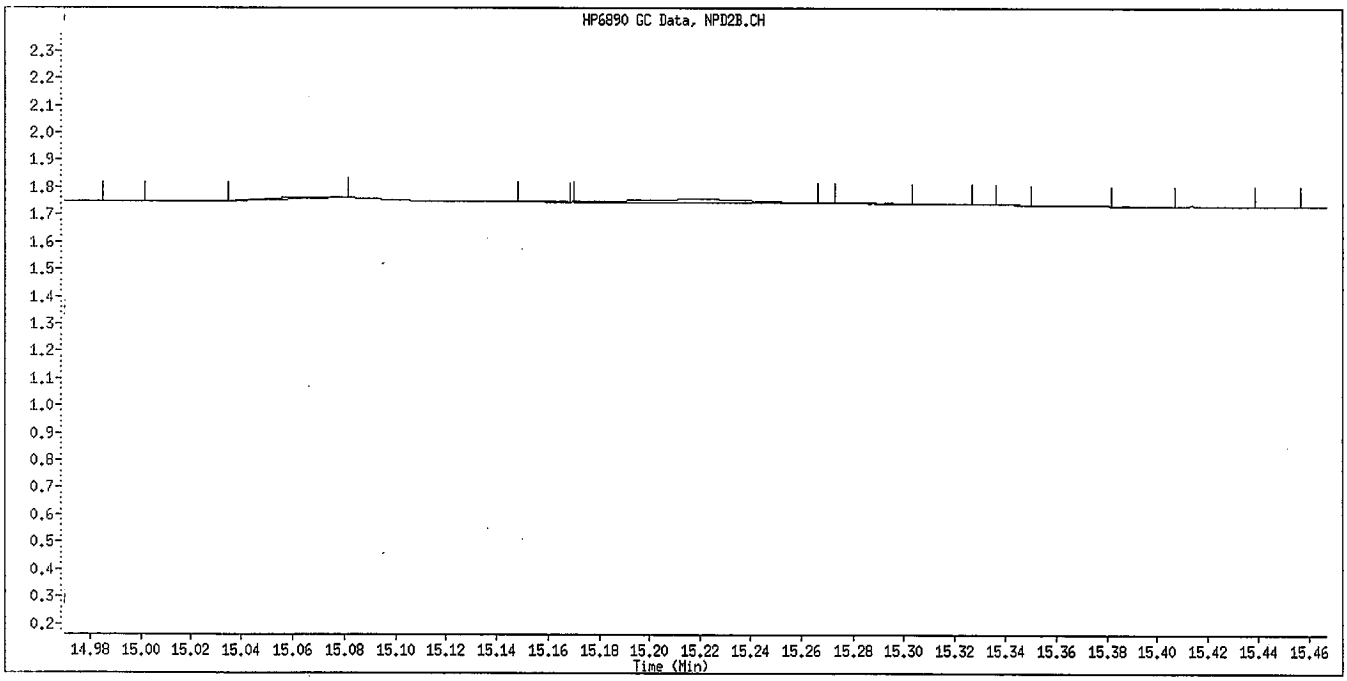

Manual Integration

Manually Integrated By: williamst
Manual Integration Reason: Baseline Event

6/30/09

Inj. Date and Time: 26-JUN-2009 20:18
Instrument ID: GC_D2.i
Client ID: OPP L3 GSV0639
Compound Name: Parathion
CAS #:
Report Date: 06/30/2009

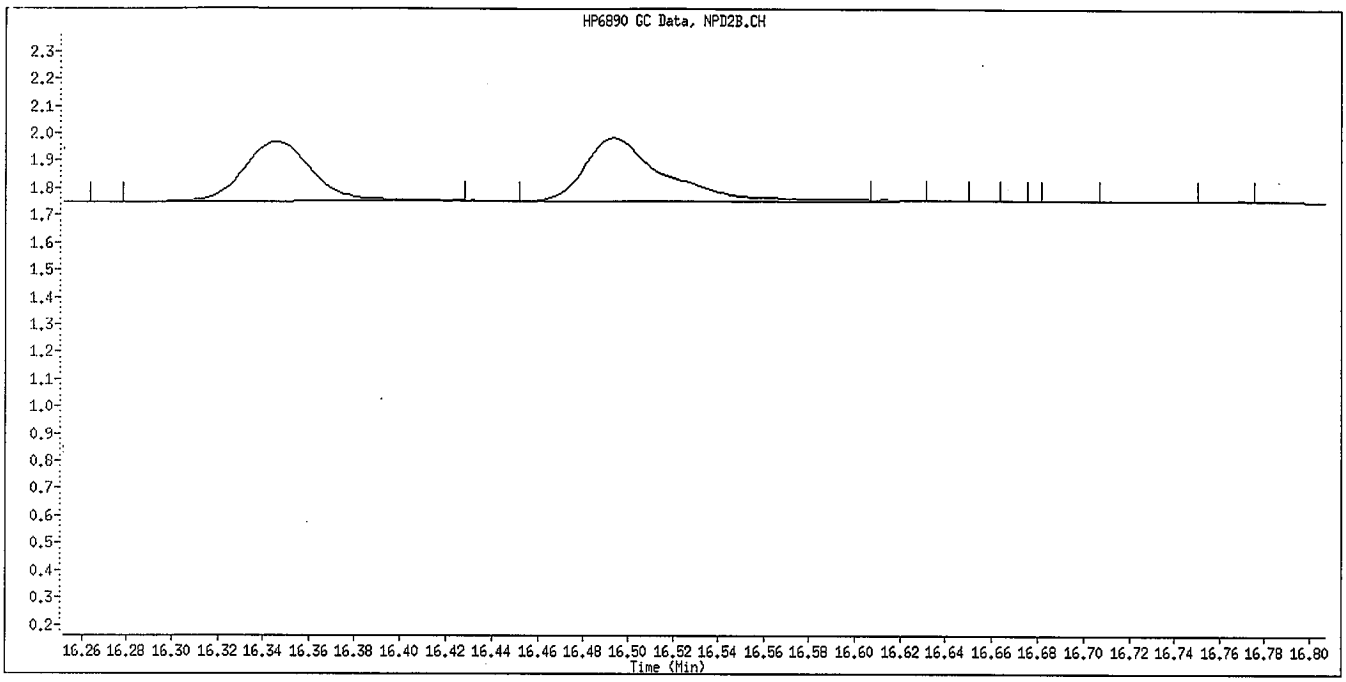

Original Integration

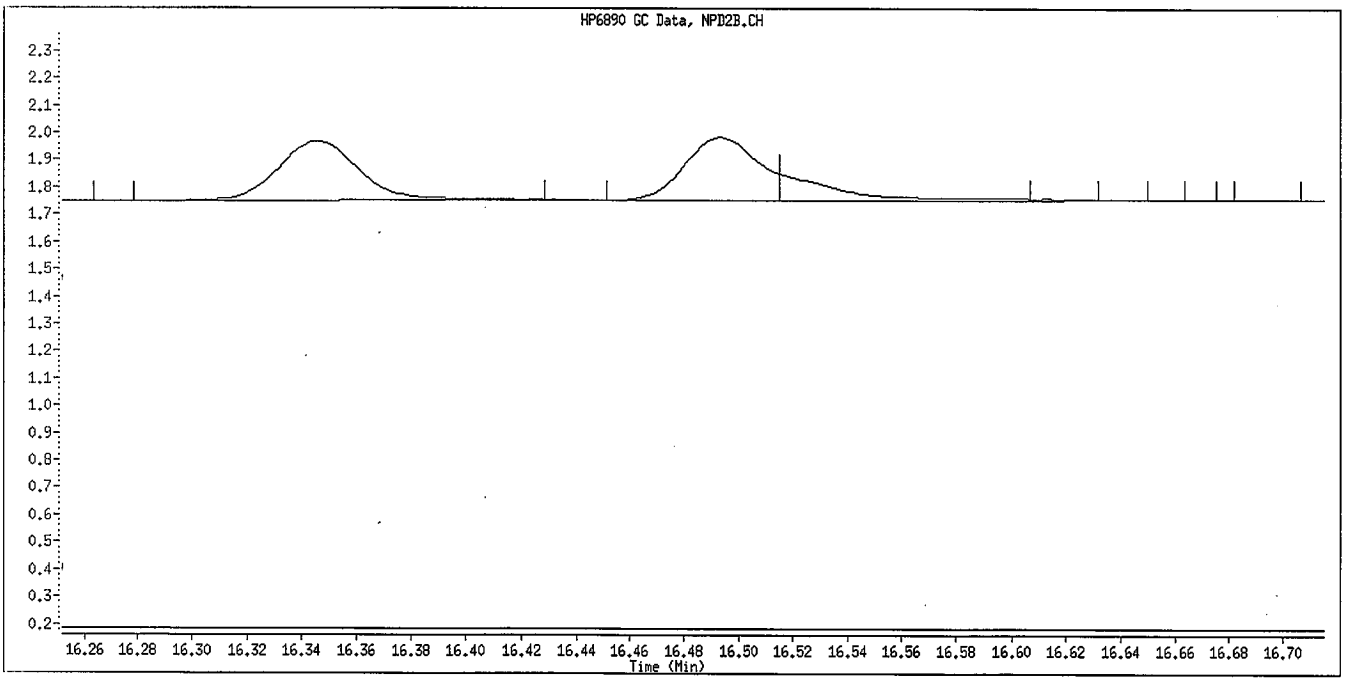

Manual Integration

Manually Integrated By: williamst
Manual Integration Reason: Baseline Event

6/30/09

Inj. Date and Time: 26-JUN-2009 20:18
Instrument ID: GC_D2.i
Client ID: OPP L3 GSV0639
Compound Name: Merphos-B (Merphos Oxone)
CAS #:
Report Date: 06/30/2009

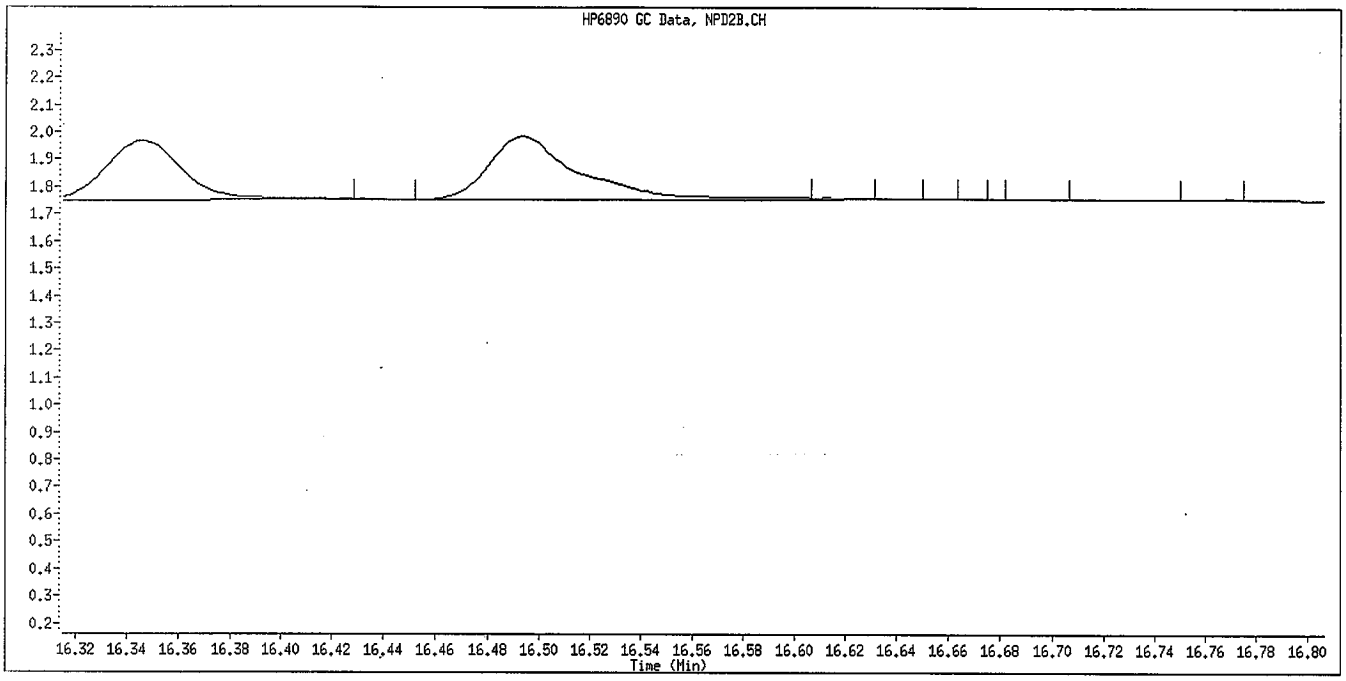

Original Integration

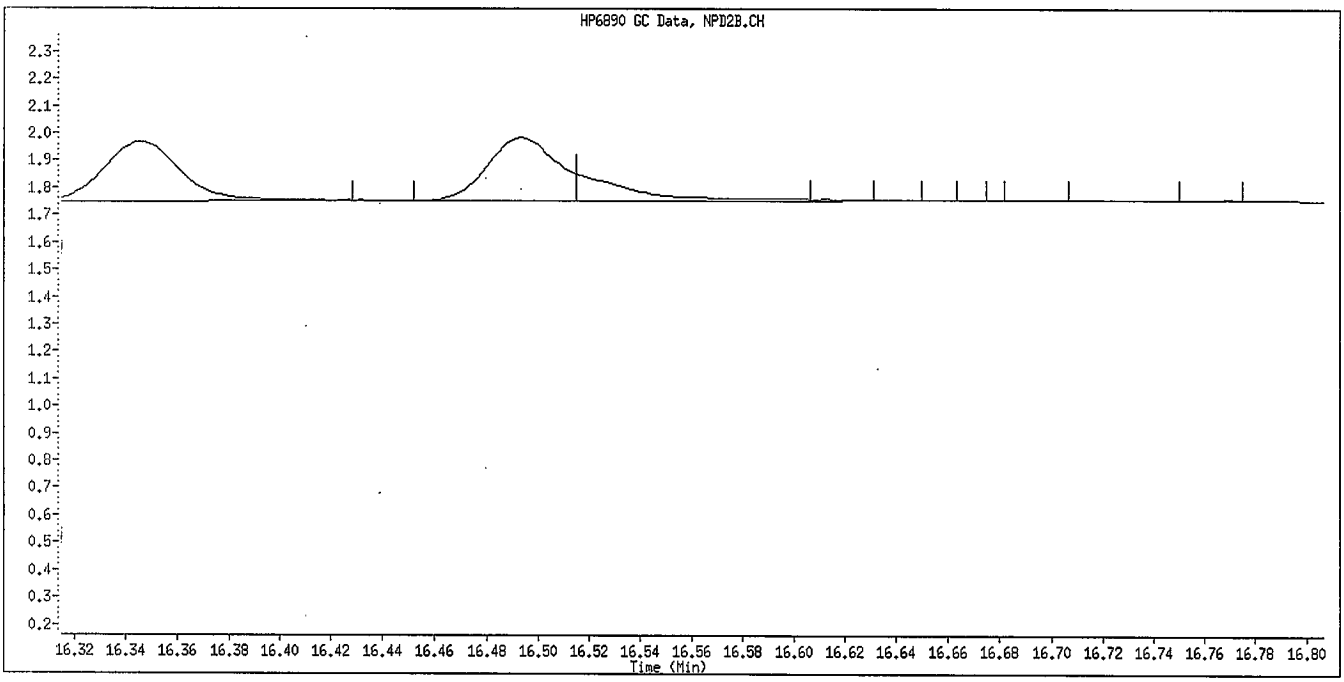

Manual Integration

Manually Integrated By: williamst
Manual Integration Reason: Baseline Event

6/30/09

TestAmerica

Data file : \\DenSvr03\Public\chem\GCS\GC_D2.i\0626092.B\008F0801.D
Lab Smp Id: OPP L2 GSV0640 Client Smp ID: OPP L2 GSV0640
Inj Date : 26-JUN-2009 20:45
Operator : MPK/TLW Inst ID: GC_D2.i
Smp Info : OPP L2 GSV0640
Misc Info :
Comment :
Method : \\DenSvr03\Public\chem\GCS\GC_D2.i\0626092.B\8141A-2.m
Meth Date : 30-Jun-2009 12:58 GC_D2.i Quant Type: ISTD
Cal Date : 26-JUN-2009 20:18 Cal File: 007F0701.D
Als bottle: 8 Calibration Sample, Level: 2
Dil Factor: 1.00000
Integrator: Falcon Compound Sublist: 8141A.sub
Target Version: 4.14
Processing Host: DENPC075

		Compounds	RT	EXP RT	REL RT	RESPONSE	AMOUNTS CAL-AMT (ug/mL)	AMOUNTS ON-COL (ug/mL)
	1	o,o,o-TEPT	4.729	4.731	(0.251)	43725	0.50000	0.4721
	2	Dichlorvos	6.546	6.546	(0.348)	32623	0.50000	0.4511
$	3	Chlormefos	7.383	7.384	(0.392)	32886	0.50000	0.4517
	4	Mevinphos	9.233	9.234	(0.491)	22377	0.50000	0.4593
	5	Demeton-O	9.734	9.734	(0.517)	7562	0.16250	0.1629
	6	Thionazin	9.983	9.984	(0.531)	32975	0.50000	0.4526
	7	Ethoprop	10.501	10.499	(0.558)	25261	0.50000	0.4640
	8	Phorate	10.538	10.539	(0.560)	28693	0.50000	0.4545
	9	Naled	10.934	10.939	(0.581)	1666	0.50000	0.3635
	10	Sulfotepp	11.018	11.017	(0.586)	45401	0.50000	0.4768(A)
*	11	Tributylphosphate	11.118	11.116	(1.000)	107017	2.00000	
	12	Simazine	11.401	11.399	(0.606)	6209	0.50000	0.4553(A)
	13	Diazinon	11.541	11.541	(0.613)	15923	0.50000	0.3370
	14	Atrazine	11.579	11.584	(0.615)	1231	0.50000	0.2736(A)
	15	Propazine	11.746	11.747	(0.624)	8102	0.50000	0.3907
	16	Disulfoton	12.049	12.049	(0.640)	23807	0.50000	0.4741
	17	Demeton-S	12.124	12.124	(0.644)	15766	0.34000	0.3681
	18	Dimethoate	13.281	13.282	(0.706)	33707	0.50000	0.5009
	19	Ronnel	13.588	13.587	(0.722)	19648	0.50000	0.4338
	20	Merphos-A (Merphos)	13.689	13.689	(1.231)	19488	0.50000	0.5025(A)
	21	Chlorpyrifos	14.409	14.409	(0.766)	20746	0.50000	0.4515
	22	Fenthion	14.661	14.662	(0.779)	20747	0.50000	0.4869
	23	Trichloronate	14.709	14.711	(0.782)	26053	0.50000	0.5238
	24	Anilazine	15.213	15.216	(0.809)	2256	0.50000	0.5727(M)
	25	Methyl Parathion	15.519	15.519	(0.825)	20061	0.50000	0.4361
	26	Malathion	15.724	15.724	(0.836)	21428	0.50000	0.4972
	27	Tokuthion	16.346	16.344	(0.869)	23462	0.50000	0.4650
	28	Parathion	16.493	16.494	(0.877)	20700	0.50000	0.4566(M)
	29	Merphos-B (Merphos Oxone)	16.514	16.517	(1.485)	6271	0.50000	0.4377(AM)
	30	Tetrachlorvinphos (stirophos)	16.976	16.977	(0.902)	13089	0.50000	0.4464
	31	Carbophenothion methyl	17.081	17.082	(0.908)	18266	0.50000	0.4346
	32	Bolstar	17.441	17.440	(0.927)	21910	0.50000	0.4949
	33	Carbophenothion	17.521	17.524	(0.931)	20336	0.50000	0.4671(A)

	Compounds	RT	EXP RT	REL RT	RESPONSE	AMOUNTS CAL-AMT (ug/mL)	AMOUNTS ON-COL (ug/mL)
$	34 Triphenyl phosphate	18.279	18.281	(0.972)	15570	0.50000	0.4358
	35 Fensulfothion	18.558	18.559	(0.986)	14395	0.50000	0.4388
*	36 TOCP	18.814	18.816	(1.000)	71609	2.00000	
	37 Phosmet / EPN	18.908	18.909	(1.005)	35826	1.00000	0.9102
	38 Famphur	19.009	19.011	(1.010)	21626	0.50000	0.4604
	39 Azinphos-methyl	19.146	19.147	(1.018)	19508	0.50000	0.4540
	40 Azinphos-ethyl	19.364	19.366	(1.029)	19984	0.50000	0.4884
	41 Coumaphos	20.348	20.347	(1.081)	14618	0.50000	0.4646
S	42 Merphos				25759	0.50000	0.4316
M	43 Total Demeton				23328	0.50000	0.5310

QC Flag Legend

A - Target compound detected but, quantitated amount exceeded maximum amount.
M - Compound response manually integrated.

TestAmerica

INTERNAL STANDARD COMPOUNDS
AREA AND RT SUMMARY

Instrument ID: GC_D2.i
Lab File ID: 008F0801.D
Lab Smp Id: OPP L2 GSV0640
Analysis Type: SV
Quant Type: ISTD
Operator: MPK/TLW
Method File: \\DenSvr03\Public\chem\GCS\GC_D2.i\0626092.B\8141A-2.m
Misc Info:

Calibration Date: 26-JUN-2009
Calibration Time: 19:50
Client Smp ID: OPP L2 GSV0640
Level:
Sample Type:

COMPOUND	STANDARD	AREA LIMIT LOWER	AREA LIMIT UPPER	SAMPLE	%DIFF
11 Tributylphosphate	126959	63480	253918	107017	-15.71
36 TOCP	68161	34081	136322	71609	5.06

COMPOUND	STANDARD	RT LIMIT LOWER	RT LIMIT UPPER	SAMPLE	%DIFF
11 Tributylphosphate	11.12	10.62	11.62	11.12	0.02
36 TOCP	18.82	18.32	19.32	18.81	-0.00

AREA UPPER LIMIT = +100% of internal standard area.
AREA LOWER LIMIT = - 50% of internal standard area.
RT UPPER LIMIT = + 0.50 minutes of internal standard RT.
RT LOWER LIMIT = - 0.50 minutes of internal standard RT.

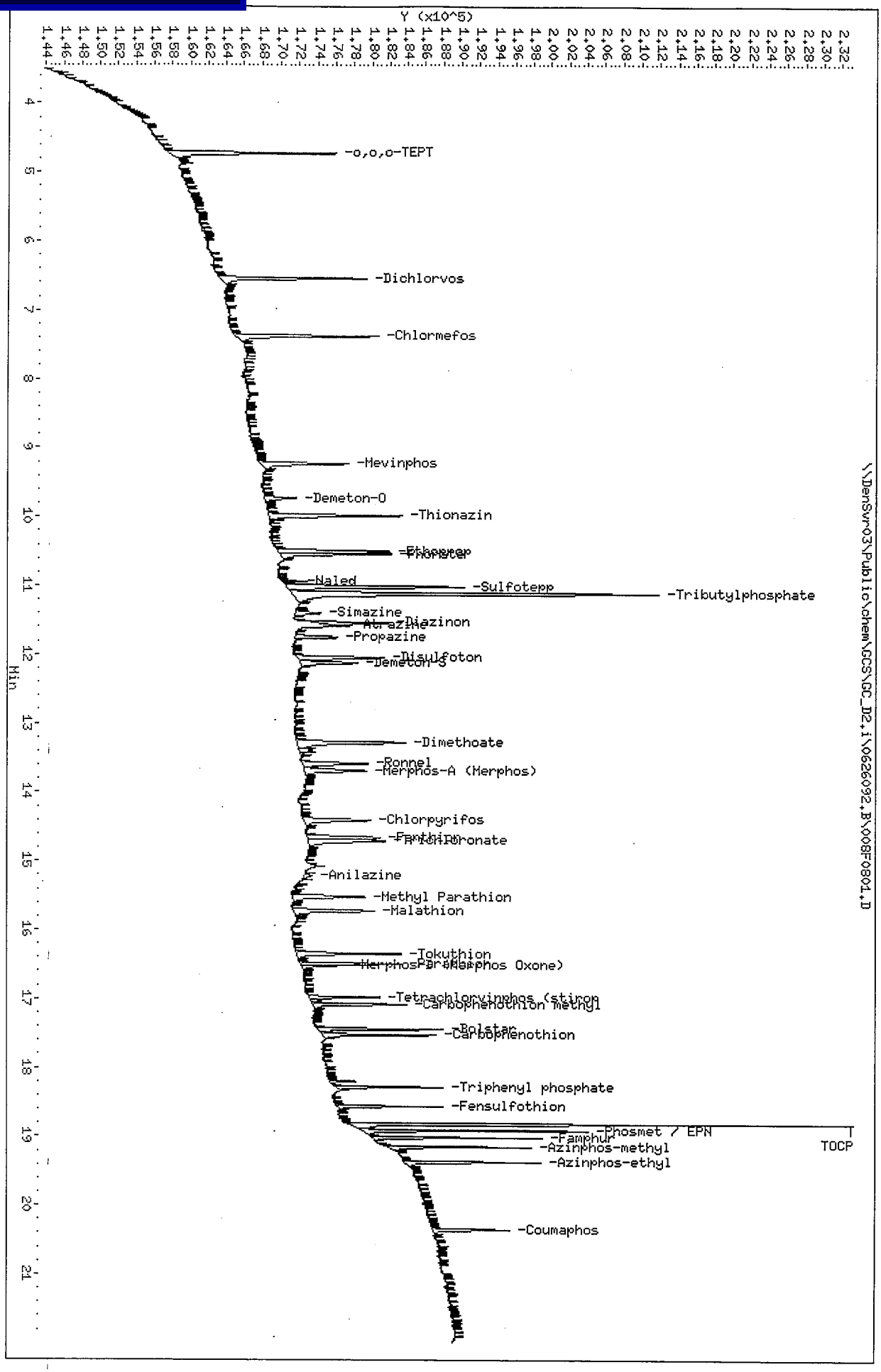
Data File: \\DenSvr03\Public\chem\GCS\GC_D2.i\0626092.B\008F0801.D
Date : 26-JUN-2009 20:45
Client ID: OPP L2 GSV0640
Sample Info: OPP L2 GSV0640
Column phase: RTx-OPPest
Instrument: GC_D2.i
Operator: MPK/TLW
Column diameter: 0.32
\\DenSvr03\Public\chem\GCS\GC_D2.i\0626092.B\008F0801.D
Y (x10^5)
Min
-o,o,o-TEPT
-Dichlorvos
-Chlormefos
-Mevinphos
-Demeton-O
-Thionazin
-Ethoprop
-Phorate
-Naled
-Sulfotepp
-Tributylphosphate
-Simazine
-Atrazine
-Diazinon
-Propazine
-Disulfoton
-Demeton-S
-Dimethoate
-Ronnel
-Merphos-A (Merphos)
-Chlorpyrifos
-Fenthion
-Trichloronate
-Anilazine
-Methyl Parathion
-Malathion
-Tokuthion
-Merphos-B (Merphos Oxone)
-Tetrachlorvinphos (stirofos)
-Carbophenothion methyl
-Bolstar
-Carbophenothion
-Triphenyl phosphate
-Fensulfothion
-Phosmet / EPN
-Famphur
-Azinphos-methyl
-Azinphos-ethyl
TOCP
-Coumaphos
Page 4

Inj. Date and Time: 26-JUN-2009 20:45
Instrument ID: GC_D2.i
Client ID: OPP L2 GSV0640
Compound Name: Anilazine
CAS #:
Report Date: 06/30/2009

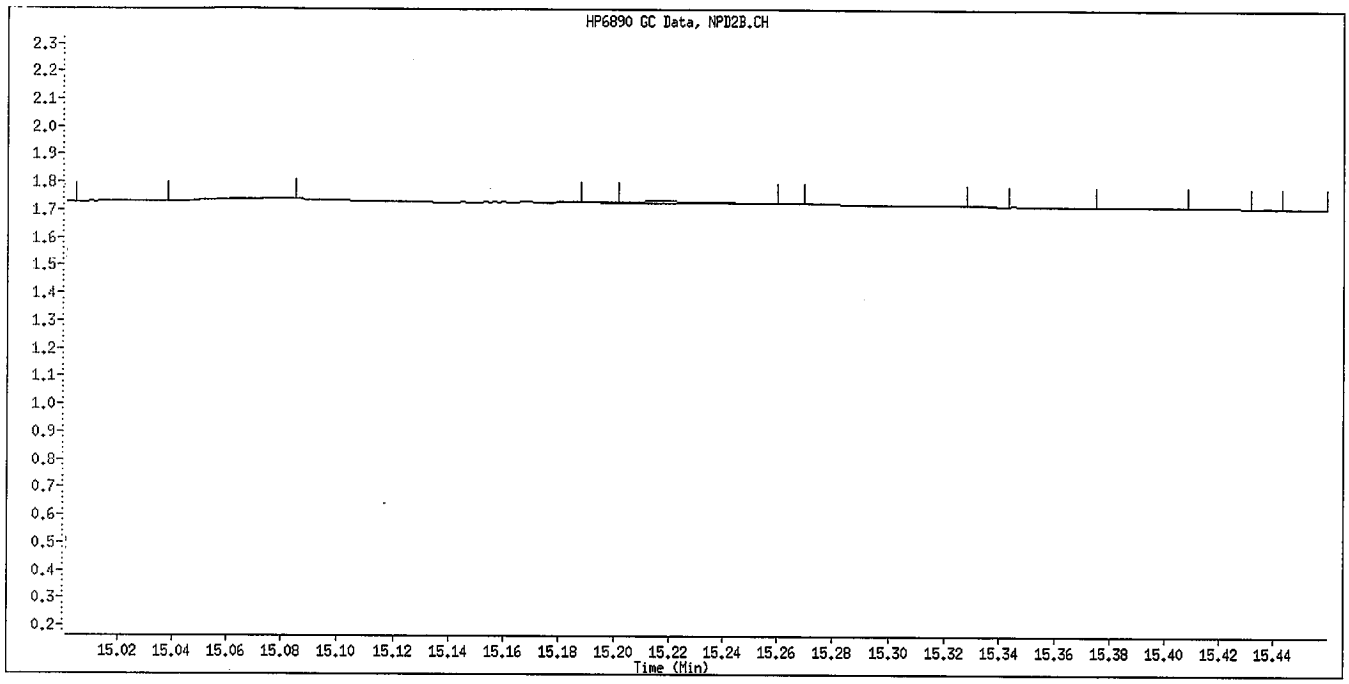

Original Integration

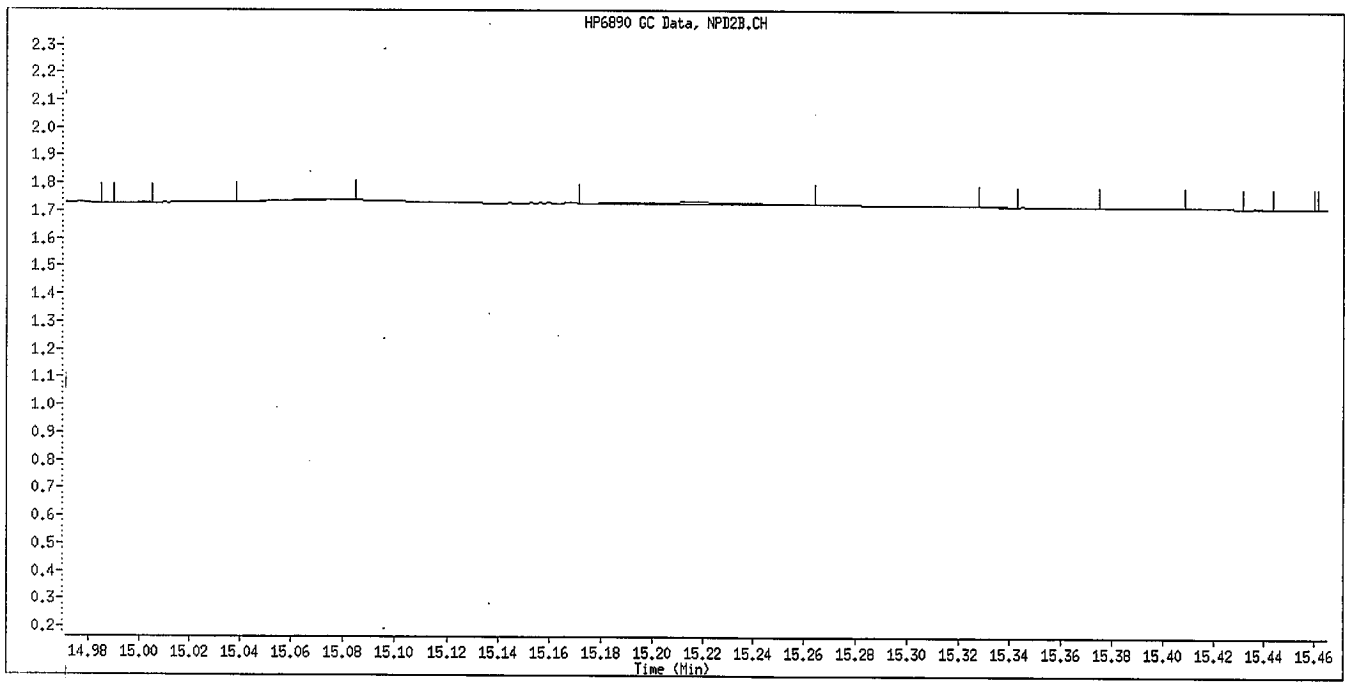

Manual Integration

Manually Integrated By: williamst
Manual Integration Reason: Baseline Event

6/30/09

Inj. Date and Time: 26-JUN-2009 20:45
Instrument ID: GC_D2.i
Client ID: OPP L2 GSV0640
Compound Name: Parathion
CAS #:
Report Date: 06/30/2009

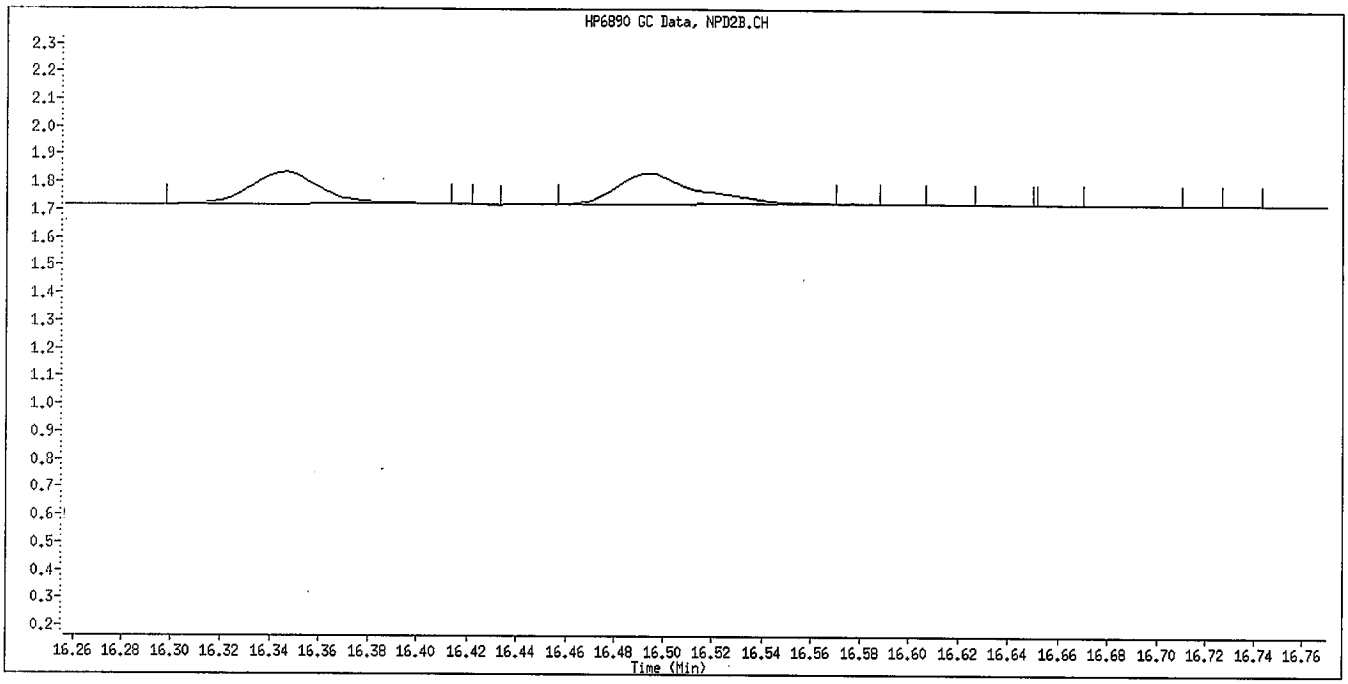

Original Integration

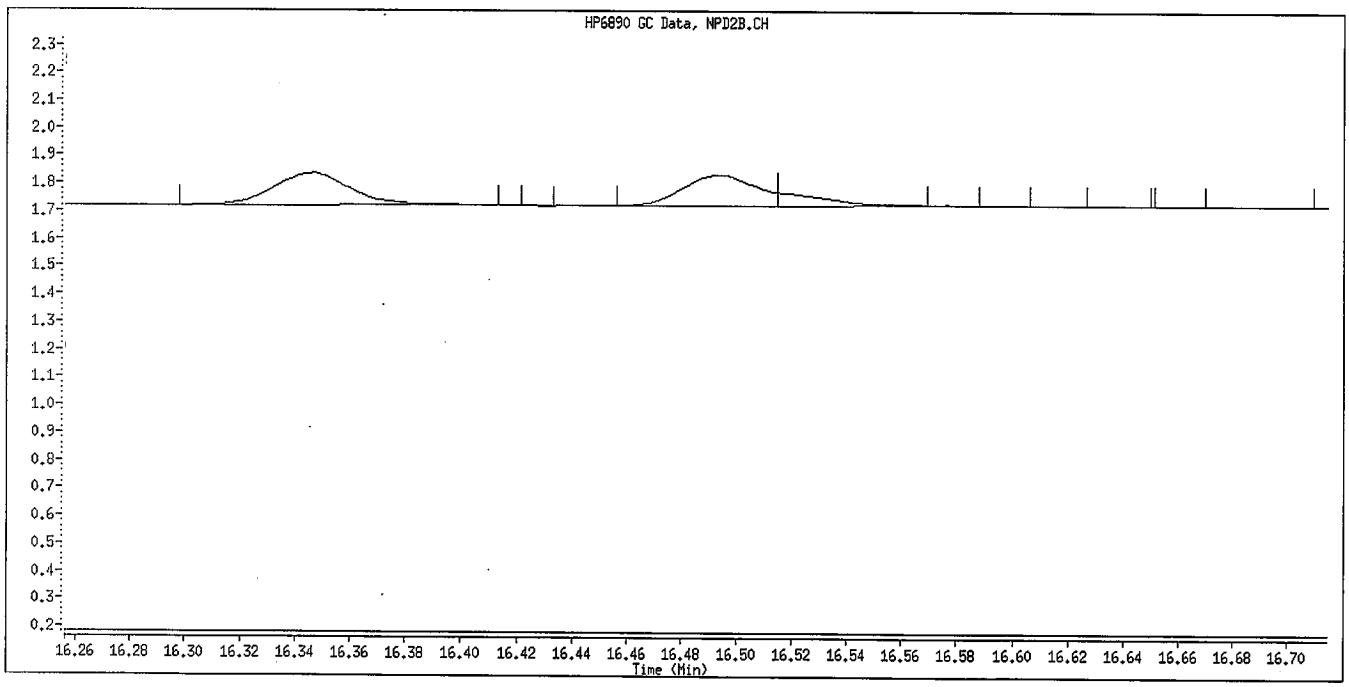

Manual Integration

Manually Integrated By: williamst
Manual Integration Reason: Baseline Event

6/30/09

Inj. Date and Time: 26-JUN-2009 20:45
Instrument ID: GC_D2.i
Client ID: OPP L2 GSV0640
Compound Name: Merphos-B (Merphos Oxone)
CAS #:
Report Date: 06/30/2009

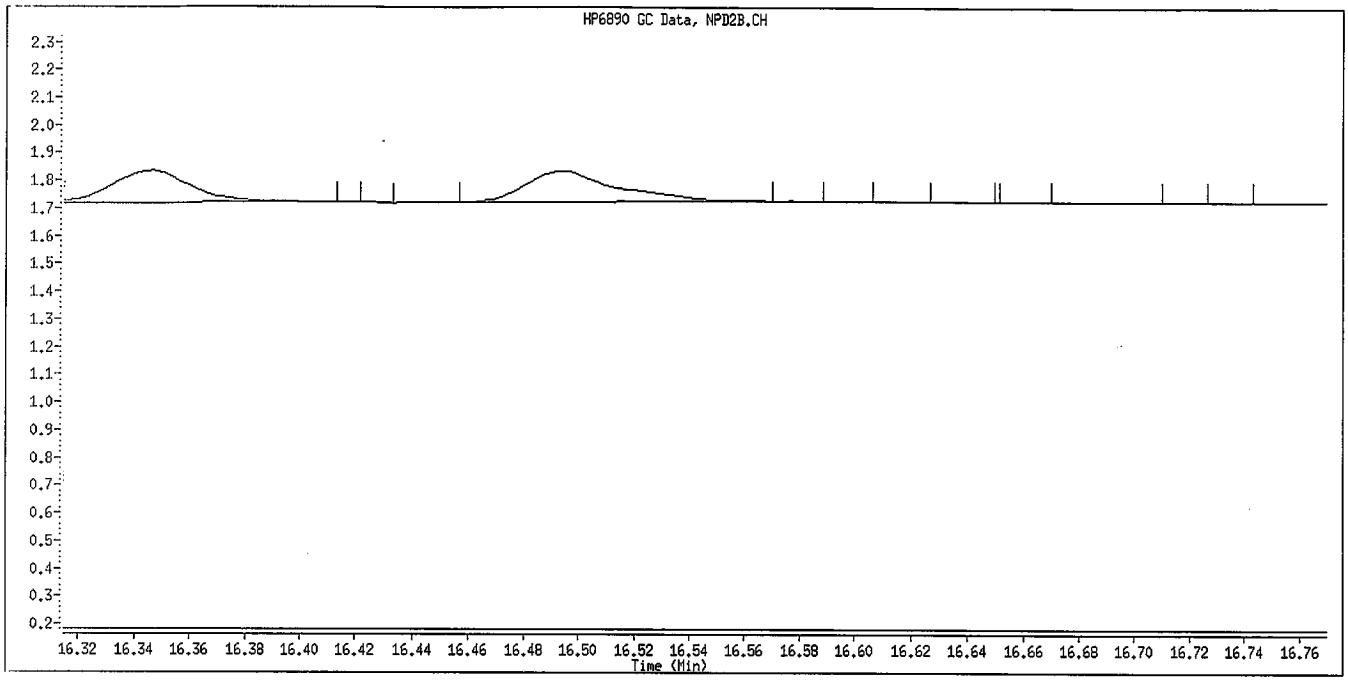

Original Integration

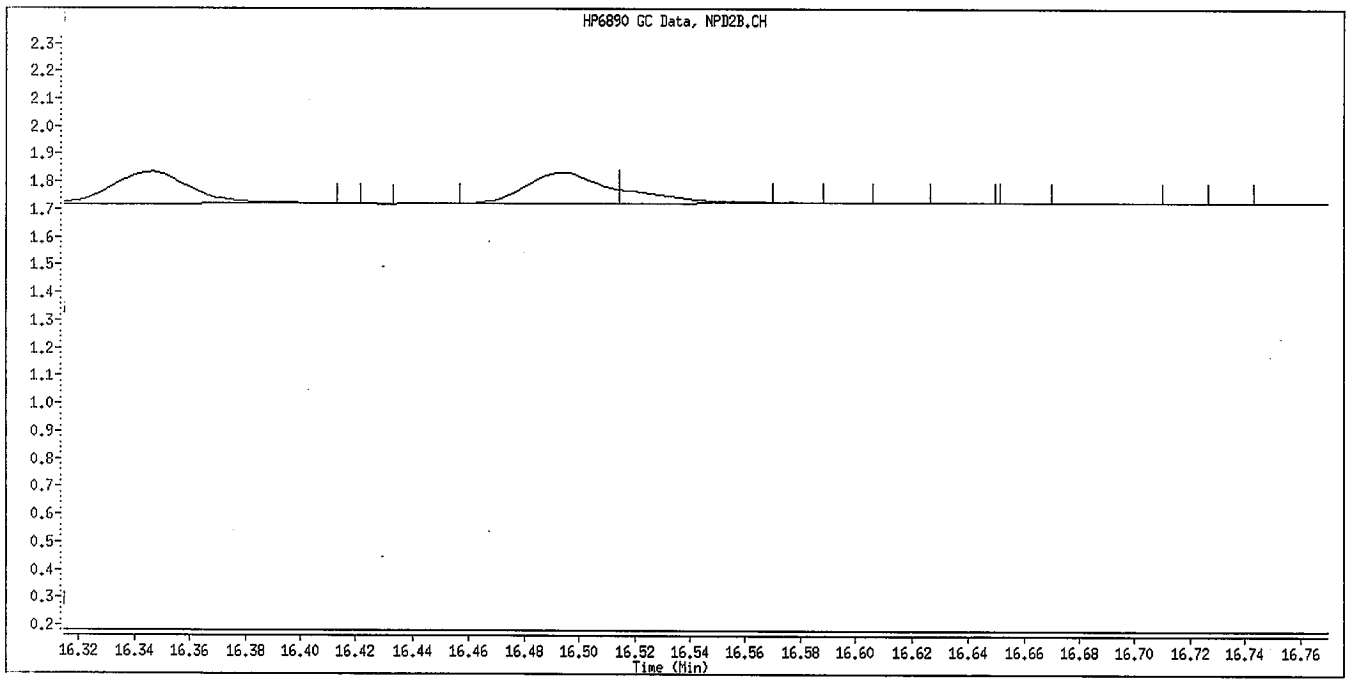

Manual Integration

Manually Integrated By: williamst
Manual Integration Reason: Baseline Event

6/30/09

TestAmerica

Data file : \\DenSvr03\Public\chem\GCS\GC_D2.i\0626092.B\009F0901.D
Lab Smp Id: OPP L1 GSV0641 Client Smp ID: OPP L1 GSV0641
Inj Date : 26-JUN-2009 21:13
Operator : MPK/TLW Inst ID: GC_D2.i
Smp Info : OPP L1 GSV0641
Misc Info :
Comment :
Method : \\DenSvr03\Public\chem\GCS\GC_D2.i\0626092.B\8141A-2.m
Meth Date : 30-Jun-2009 12:58 GC_D2.i Quant Type: ISTD
Cal Date : 26-JUN-2009 20:45 Cal File: 008F0801.D
Als bottle: 9 Calibration Sample, Level: 1
Dil Factor: 1.00000
Integrator: Falcon Compound Sublist: 8141A.sub
Target Version: 4.14
Processing Host: DENPC075

	Compounds	RT	EXP RT	REL RT	RESPONSE	AMOUNTS CAL-AMT (ug/mL)	AMOUNTS ON-COL (ug/mL)
	1 o,o,o-TEPT	4.731	4.731	(0.251)	21538	0.20000	0.2262
	2 Dichlorvos	6.546	6.546	(0.348)	14456	0.20000	0.1945
$	3 Chlormefos	7.382	7.384	(0.392)	16155	0.20000	0.2159
	4 Mevinphos	9.236	9.234	(0.491)	10624	0.20000	0.2122
	5 Demeton-O	9.737	9.734	(0.518)	2866	0.06500	0.06007
	6 Thionazin	9.986	9.984	(0.531)	15885	0.20000	0.2121
	7 Ethoprop	10.502	10.499	(0.558)	12514	0.20000	0.2237
	8 Phorate	10.537	10.539	(0.560)	13936	0.20000	0.2148
	9 Naled	10.939	10.939	(0.581)	94	0.20000	0.2739
	10 Sulfotepp	11.016	11.017	(0.585)	20595	0.20000	0.2105 (A)
*	11 Tributylphosphate	11.117	11.116	(1.000)	104756	2.00000	
	12 Simazine	11.399	11.399	(0.606)	2680	0.20000	0.1912 (A)
	13 Diazinon	11.541	11.541	(0.613)	12067	0.20000	0.2561
	14 Atrazine	11.581	11.584	(0.615)	5427	0.20000	0.4092 (A)
	15 Propazine	11.746	11.747	(0.624)	4880	0.20000	0.2531
	16 Disulfoton	12.052	12.049	(0.641)	10273	0.20000	0.1991
	17 Demeton-S	12.121	12.124	(0.644)	667	0.13600	0.1293
	18 Dimethoate	13.282	13.282	(0.706)	14242	0.20000	0.2059
	19 Ronnel	13.587	13.587	(0.722)	10994	0.20000	0.2362
	20 Merphos-A (Merphos)	13.689	13.689	(1.231)	7722	0.20000	0.2034 (A)
	21 Chlorpyrifos	14.409	14.409	(0.766)	9439	0.20000	0.1999
	22 Fenthion	14.661	14.662	(0.779)	8896	0.20000	0.2031
	23 Trichloronate	14.709	14.711	(0.782)	6944	0.20000	0.2138
	24 Anilazine	15.217	15.216	(0.809)	1634	0.20000	0.4033 (M)
	25 Methyl Parathion	15.519	15.519	(0.825)	8934	0.20000	0.1890
	26 Malathion	15.724	15.724	(0.836)	9125	0.20000	0.2060
	27 Tokuthion	16.344	16.344	(0.869)	11061	0.20000	0.2133
	28 Parathion	16.494	16.494	(0.877)	9355	0.20000	0.2008 (M)
	29 Merphos-B (Merphos Oxone)	16.512	16.517	(1.485)	3793	0.20000	0.2310 (AM)
	30 Tetrachlorvinphos (stirophos)	16.976	16.977	(0.902)	6332	0.20000	0.2101
	31 Carbophenothion methyl	17.081	17.082	(0.908)	8575	0.20000	0.1985
	32 Bolstar	17.441	17.440	(0.927)	9809	0.20000	0.2156
	33 Carbophenothion	17.522	17.524	(0.931)	8717	0.20000	0.1948 (A)

	Compounds	RT	EXP RT	REL RT	RESPONSE	AMOUNTS CAL-AMT (ug/mL)	AMOUNTS ON-COL (ug/mL)
$	34 Triphenyl phosphate	18.281	18.281	(0.972)	8167	0.20000	0.2224
	35 Fensulfothion	18.559	18.559	(0.986)	6502	0.20000	0.1929
*	36 TOCP	18.816	18.816	(1.000)	73597	2.00000	
	37 Phosmet / EPN	18.909	18.909	(1.005)	19707	0.40000	0.4475
	38 Famphur	19.012	19.011	(1.010)	10711	0.20000	0.2219
	39 Azinphos-methyl	19.149	19.147	(1.018)	9243	0.20000	0.2093
	40 Azinphos-ethyl	19.367	19.366	(1.029)	8391	0.20000	0.1995
	41 Coumaphos	20.349	20.347	(1.081)	5809	0.20000	0.1796
S	42 Merphos				11515	0.20000	0.1877
M	43 Total Demeton				3533	0.20000	0.1894

QC Flag Legend

A - Target compound detected but, quantitated amount exceeded maximum amount.
M - Compound response manually integrated.

TestAmerica

INTERNAL STANDARD COMPOUNDS
AREA AND RT SUMMARY

Instrument ID: GC_D2.i
Lab File ID: 009F0901.D
Lab Smp Id: OPP L1 GSV0641
Analysis Type: SV
Quant Type: ISTD
Operator: MPK/TLW
Method File: \\DenSvr03\Public\chem\GCS\GC_D2.i\0626092.B\8141A-2.m
Misc Info:

Calibration Date: 26-JUN-2009
Calibration Time: 19:50
Client Smp ID: OPP L1 GSV0641
Level:
Sample Type:

COMPOUND	STANDARD	AREA LIMIT LOWER	AREA LIMIT UPPER	SAMPLE	%DIFF
11 Tributylphosphate	126959	63480	253918	104756	-17.49
36 TOCP	68161	34081	136322	73597	7.98

COMPOUND	STANDARD	RT LIMIT LOWER	RT LIMIT UPPER	SAMPLE	%DIFF
11 Tributylphosphate	11.12	10.62	11.62	11.12	0.02
36 TOCP	18.82	18.32	19.32	18.82	0.00

AREA UPPER LIMIT = +100% of internal standard area.
AREA LOWER LIMIT = - 50% of internal standard area.
RT UPPER LIMIT = + 0.50 minutes of internal standard RT.
RT LOWER LIMIT = - 0.50 minutes of internal standard RT.

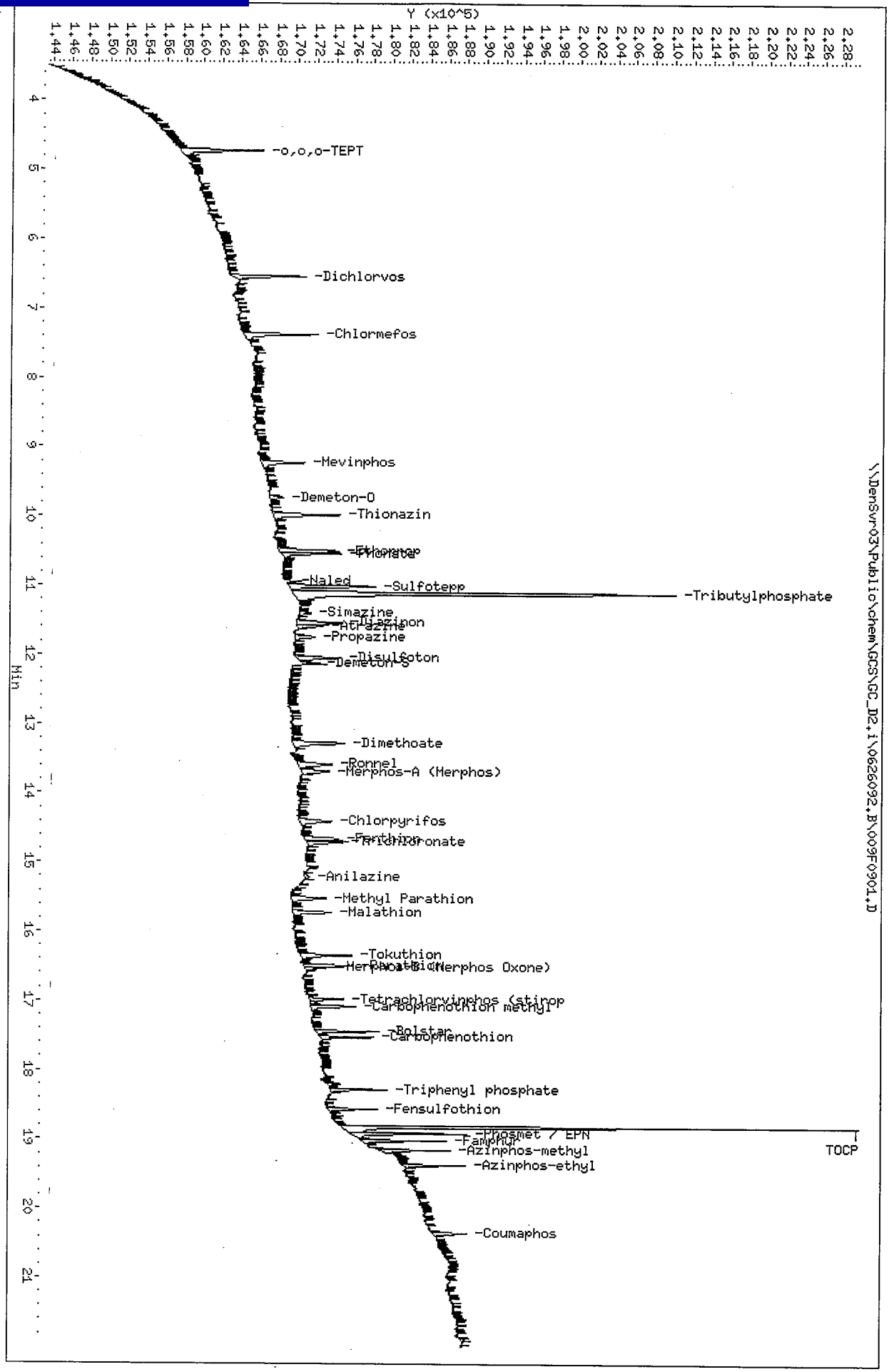
Data File: \\DenSvr03\Public\chem\GCS\GC_D2,i\0626092,B\009F0901.D
Date : 26-JUN-2009 21:13
Client ID: OPP L1 GSV0641
Sample Info: OPP L1 GSV0641
Column phase: RTx-OPPest
Instrument: GC_D2,i
Operator: MPK/TLW
Column diameter: 0.32
Page 4
\\DenSvr03\Public\chem\GCS\GC_D2,i\0626092,B\009F0901.D
Y (x10^5)
Min
-o,o,o-TEPT
-Dichlorvos
-Chlormefos
-Mevinphos
-Demeton-O
-Thionazin
-Ethoprop
-Phorate
-Naled
-Sulfotepp
-Tributylphosphate
-Simazine
-Atrazine
-Propazine
-Disulfoton
-Demeton-S
-Dimethoate
-Ronnel
-Merphos-A (Merphos)
-Chlorpyrifos
-Fenthion
-Trichloronate
-Anilazine
-Methyl Parathion
-Malathion
-Tokuthion
-Merphos-B (Merphos Oxone)
-Tetrachlorvinphos (stirop
-Carbophenothion methyl
-Bolstar
-Carbophenothion
-Triphenyl phosphate
-Fensulfothion
-Phosmet / EPN
-Famphur
-Azinphos-methyl
-Azinphos-ethyl
TOCP
-Coumaphos

Inj. Date and Time: 26-JUN-2009 21:13
Instrument ID: GC_D2.i
Client ID: OPP L1 GSV0641
Compound Name: Anilazine
CAS #:
Report Date: 06/30/2009

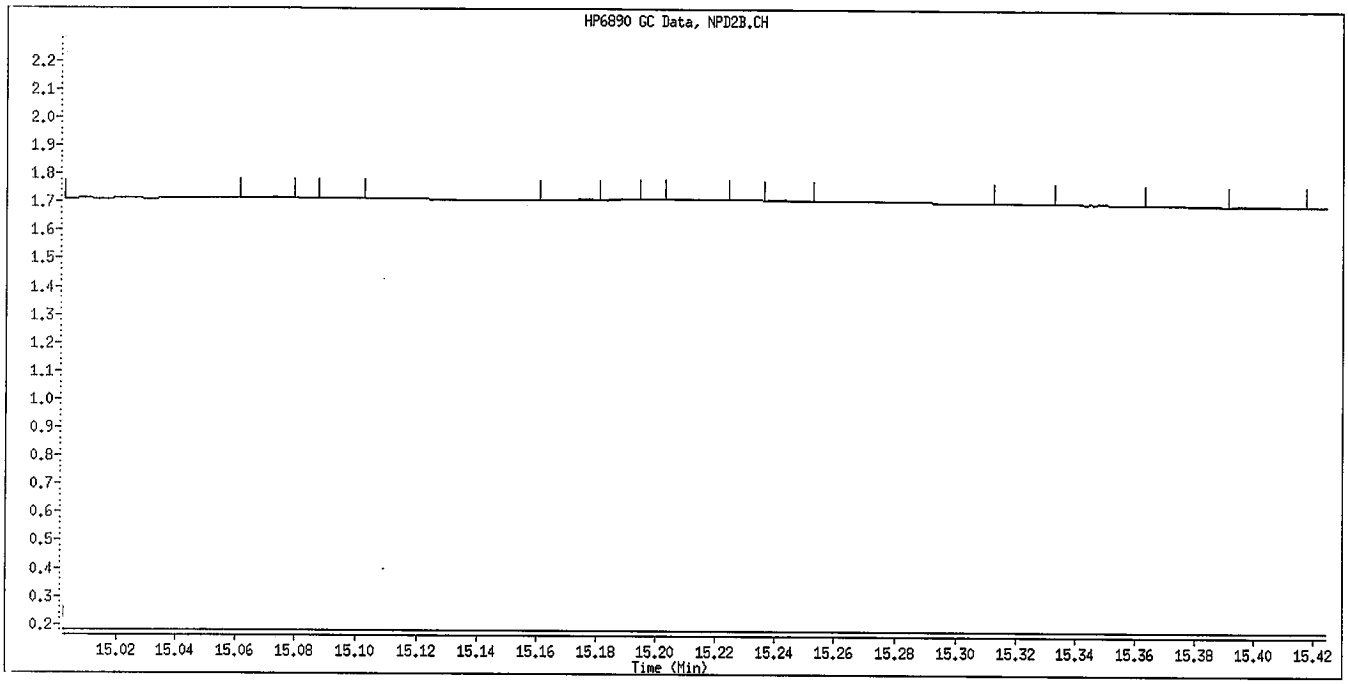

Original Integration

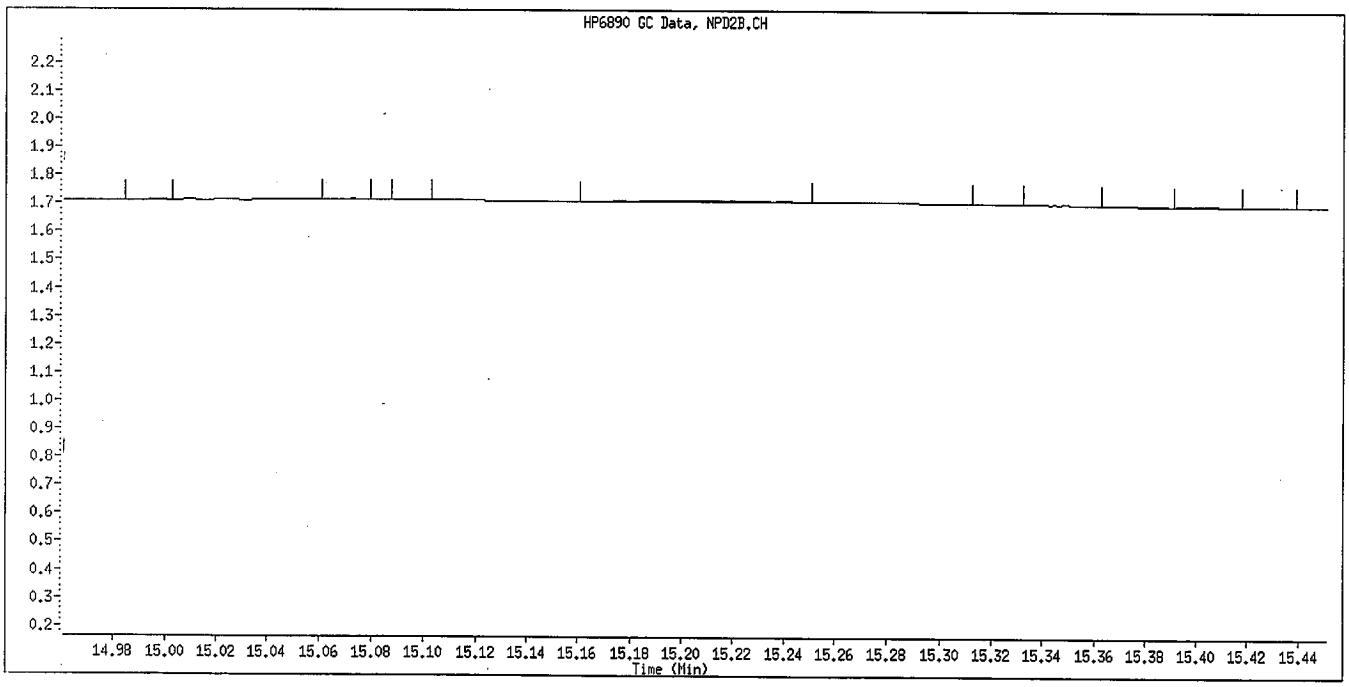

Manual Integration

Manually Integrated By: williamst
Manual Integration Reason: Baseline Event

6/30/09

Inj. Date and Time: 26-JUN-2009 21:13
Instrument ID: GC_D2.i
Client ID: OPP L1 GSV0641
Compound Name: Parathion
CAS #:
Report Date: 06/30/2009

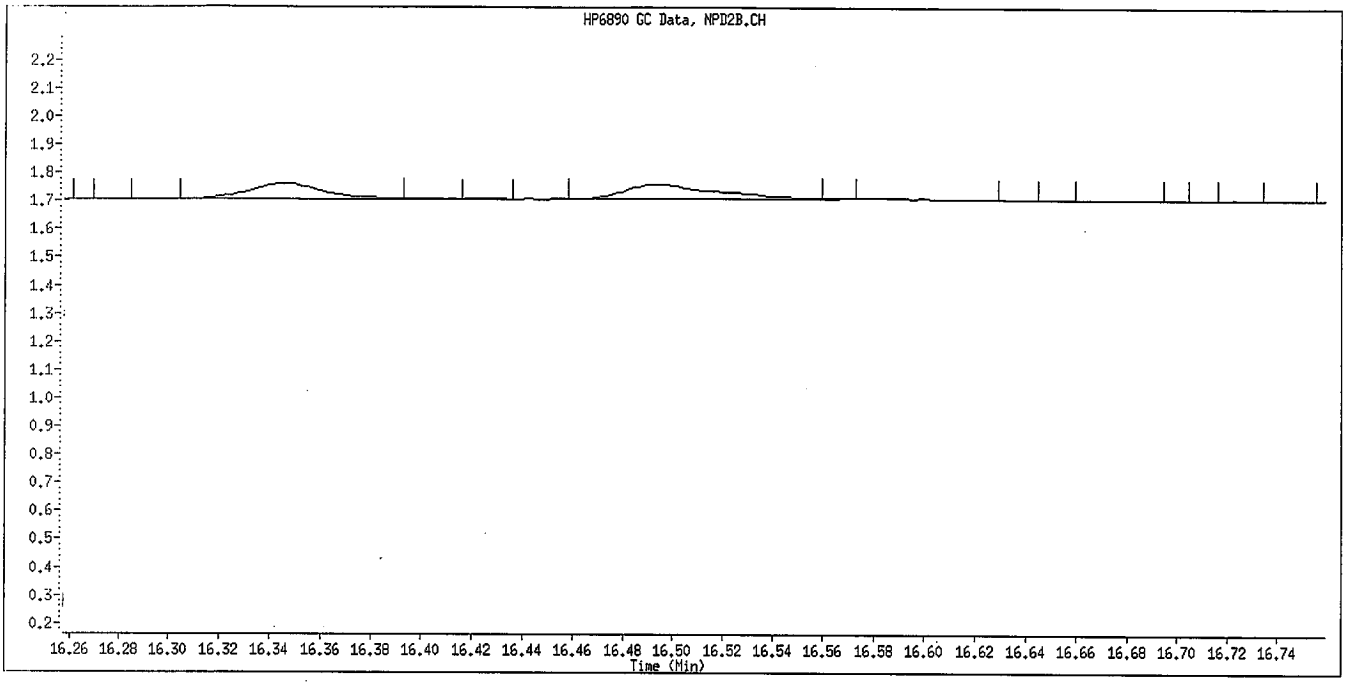

Original Integration

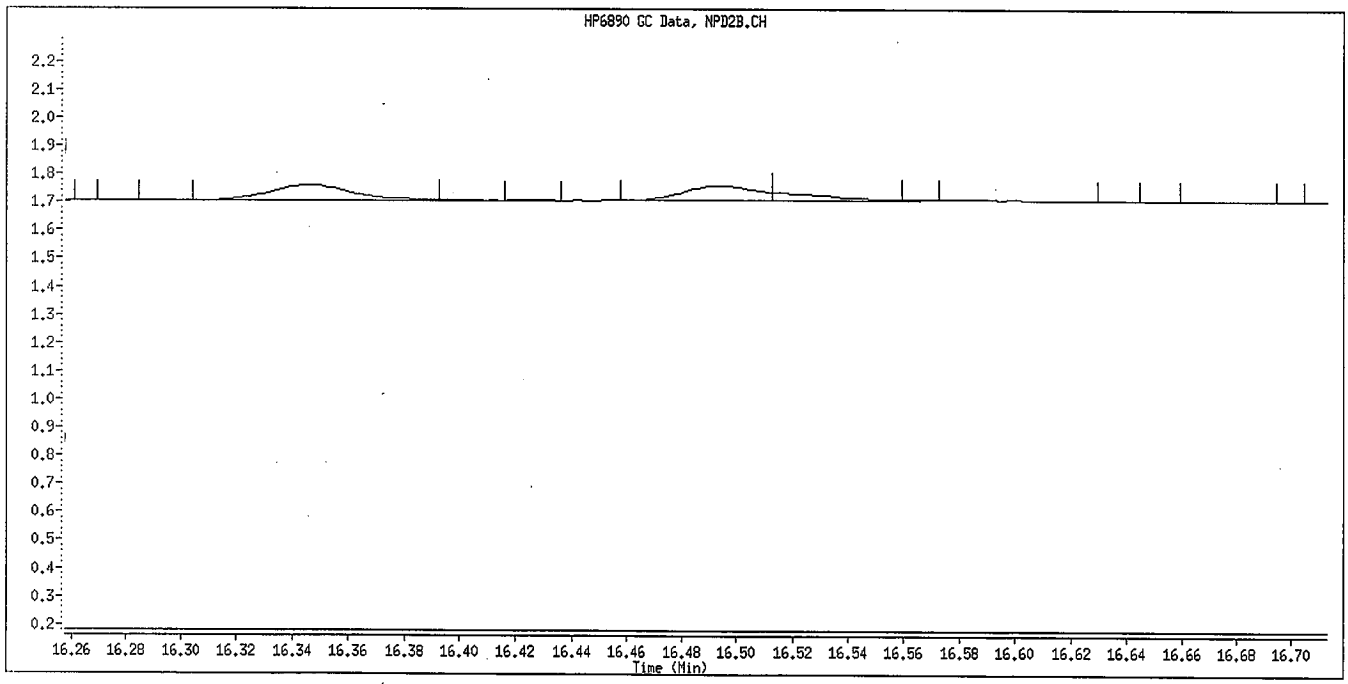

Manual Integration

Manually Integrated By: williamst
Manual Integration Reason: Baseline Event

6/30/09

Inj. Date and Time: 26-JUN-2009 21:13
Instrument ID: GC_D2.i
Client ID: OPP L1 GSV0641
Compound Name: Merphos-B (Merphos Oxone)
CAS #:
Report Date: 06/30/2009

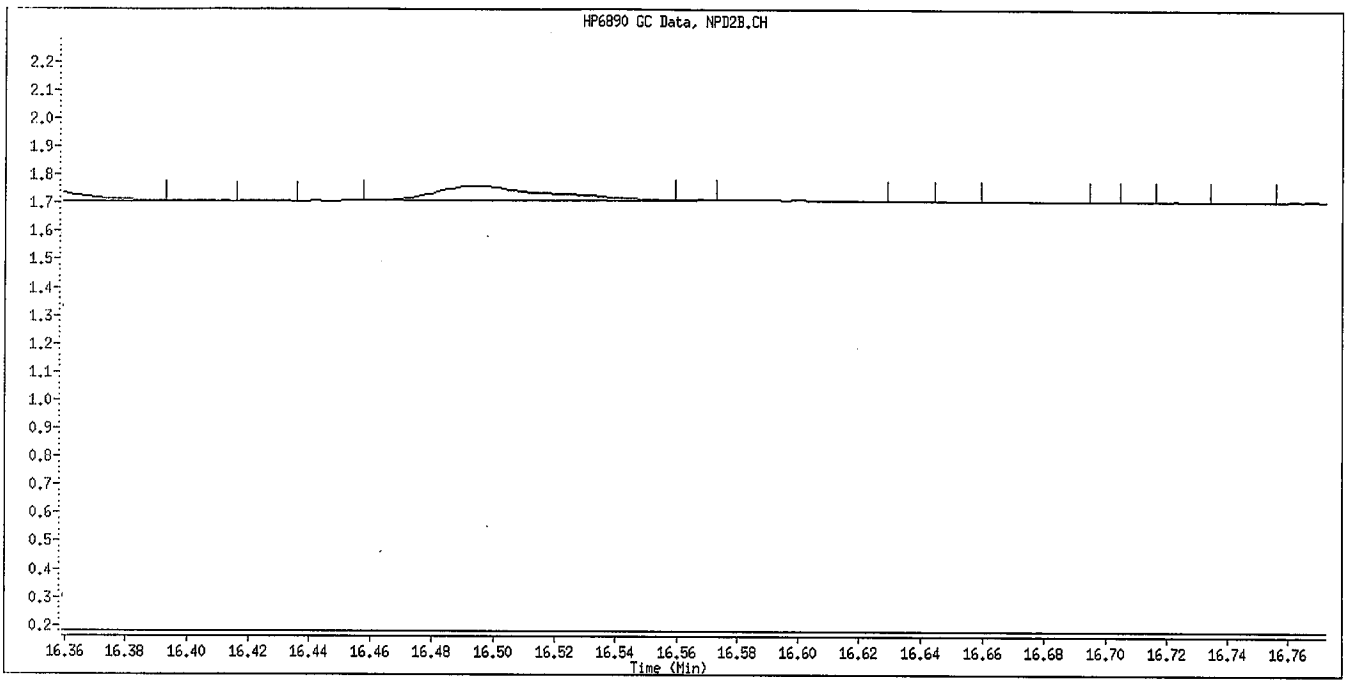

Original Integration

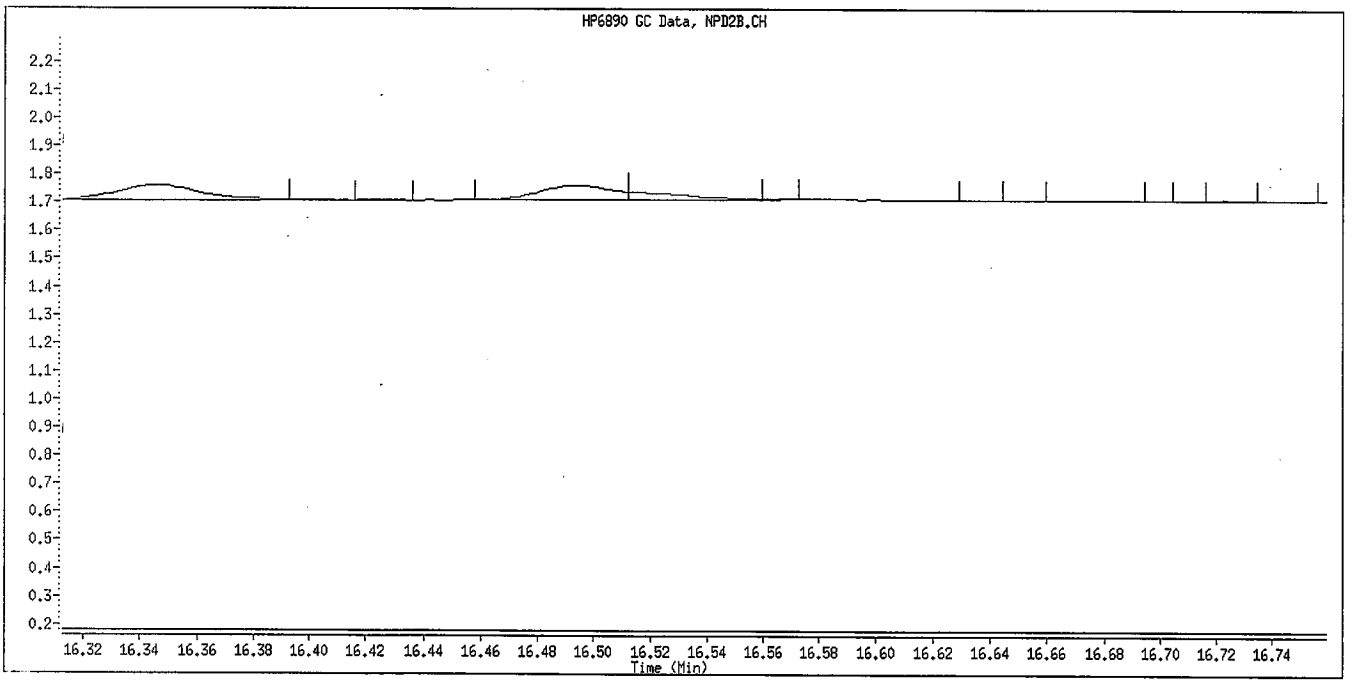

Manual Integration

Manually Integrated By: williamst
Manual Integration Reason: Baseline Event

JG 6/30/09

TestAmerica

Data file : \\DenSvr03\Public\chem\GCS\GC_D2.i\0626092.B\010F1001.D
Lab Smp Id: OPP SS GSV0633 Client Smp ID: OPP SS GSV0633
Inj Date : 26-JUN-2009 21:40
Operator : MPK/TLW Inst ID: GC_D2.i
Smp Info : OPP SS GSV0633
Misc Info :
Comment :
Method : \\DenSvr03\Public\chem\GCS\GC_D2.i\0626092.B\8141A-2.m
Meth Date : 30-Jun-2009 13:09 GC_D2.i Quant Type: ISTD
Cal Date : 26-JUN-2009 21:13 Cal File: 009F0901.D
Als bottle: 10 Continuing Calibration Sample
Dil Factor: 1.00000
Integrator: Falcon Compound Sublist: 8141A.sub
Target Version: 4.14
Processing Host: DENPC075

	Compounds	RT	EXP RT	REL RT	RESPONSE	AMOUNTS CAL-AMT (ug/mL)	AMOUNTS ON-COL (ug/mL)
	1 o,o,o-TEPT	4.728	4.731	(0.251)	178670	2.00000	2.007
	2 Dichlorvos	6.545	6.546	(0.348)	123097	2.00000	1.771
$	3 Chlormefos	7.383	7.384	(0.392)	118669	2.00000	1.696
	4 Mevinphos	9.232	9.234	(0.491)	85996	2.00000	1.836
	5 Demeton-O	9.733	9.734	(0.517)	91352	0.65000	2.047
	6 Thionazin	9.983	9.984	(0.531)	131360	2.00000	1.876
	7 Ethoprop	10.498	10.499	(0.558)	99220	2.00000	1.896
	8 Phorate	10.537	10.539	(0.560)	118380	2.00000	1.951
	9 Naled	10.938	10.939	(0.581)	13173	2.00000	1.049
	10 Sulfotepp	11.017	11.017	(0.586)	156890	2.00000	1.714(A)
*	11 Tributylphosphate	11.115	11.116	(1.000)	123933	2.00000	
	12 Simazine	11.398	11.399	(0.606)	47205	2.00000	3.601(A)
	13 Diazinon	11.540	11.541	(0.613)	101968	2.00000	2.080
	14 Atrazine	11.580	11.584	(0.615)	49851	2.00000	1.969(A)
	15 Propazine	11.745	11.747	(0.624)	42529	2.00000	1.874
	16 Disulfoton	12.048	12.049	(0.640)	81906	2.00000	1.697(M)
	17 Demeton-S	12.120	12.124	(0.644)	4990	1.36000	0.2011(M)
	18 Dimethoate	13.280	13.282	(0.706)	120970	2.00000	1.870
	19 Ronnel	13.587	13.587	(0.722)	87569	2.00000	2.011
	20 Merphos-A (Merphos)	13.687	13.689	(1.231)	24019	2.00000	0.5348(A)
	21 Chlorpyrifos	14.410	14.409	(0.766)	93110	2.00000	2.108
	22 Fenthion	14.660	14.662	(0.779)	84515	2.00000	2.063
	23 Trichloronate	14.708	14.711	(0.782)	105095	2.00000	1.862
	24 Anilazine	15.215	15.216	(0.809)	4699	2.00000	1.242(M)
	25 Methyl Parathion	15.517	15.519	(0.825)	89448	2.00000	2.023(A)
	26 Malathion	15.723	15.724	(0.836)	63638	2.00000	1.536
	27 Tokuthion	16.345	16.344	(0.869)	91793	2.00000	1.892
	28 Parathion	16.493	16.494	(0.877)	92973	2.00000	2.134
	29 Merphos-B (Merphos Oxone)	16.518	16.517	(1.486)	68602	2.00000	5.008(A)
	30 Tetrachlorvinphos (stirophos)	16.975	16.977	(0.902)	58667	2.00000	2.081
	31 Carbophenothion methyl	17.080	17.082	(0.908)	50362	2.00000	1.246
	32 Bolstar	17.440	17.440	(0.927)	88423	2.00000	2.078
	33 Carbophenothion	17.522	17.524	(0.931)	73217	2.00000	1.750(A)

	Compounds	RT	EXP RT	REL RT	RESPONSE	AMOUNTS CAL-AMT (ug/mL)	AMOUNTS ON-COL (ug/mL)
$	34 Triphenyl phosphate	18.278	18.281	(0.971)	59320	2.00000	1.727
	35 Fensulfothion	18.558	18.559	(0.986)	65657	2.00000	2.082
*	36 TOCP	18.815	18.816	(1.000)	68831	2.00000	
	37 Phosmet / EPN	18.908	18.909	(1.005)	122970	4.00000	3.469
	38 Famphur	19.010	19.011	(1.010)	79361	2.00000	1.758
	39 Azinphos-methyl	19.145	19.147	(1.018)	74782	2.00000	1.811
	40 Azinphos-ethyl	19.363	19.366	(1.029)	70726	2.00000	1.798
	41 Coumaphos	20.347	20.347	(1.081)	59237	2.00000	1.959
S	42 Merphos				92621	2.00000	1.615
M	43 Total Demeton				96342	2.00000	2.248

QC Flag Legend

A - Target compound detected but, quantitated amount exceeded maximum amount.
M - Compound response manually integrated.

TestAmerica

INTERNAL STANDARD COMPOUNDS
AREA AND RT SUMMARY

Instrument ID: GC_D2.i
Lab File ID: 010F1001.D
Lab Smp Id: OPP SS GSV0633
Analysis Type: SV
Quant Type: ISTD
Operator: MPK/TLW
Method File: \\DenSvr03\Public\chem\GCS\GC_D2.i\0626092.B\8141A-2.m
Misc Info:

Calibration Date: 27-JUN-2009
Calibration Time: 04:04
Client Smp ID: OPP SS GSV0633
Level:
Sample Type:

COMPOUND	STANDARD	AREA LIMIT LOWER	AREA LIMIT UPPER	SAMPLE	%DIFF
11 Tributylphosphate	143401	71701	286802	123933	-13.58
36 TOCP	69335	34668	138670	68831	-0.73

COMPOUND	STANDARD	RT LIMIT LOWER	RT LIMIT UPPER	SAMPLE	%DIFF
11 Tributylphosphate	11.12	10.62	11.62	11.12	-0.05
36 TOCP	18.82	18.32	19.32	18.82	-0.01

AREA UPPER LIMIT = +100% of internal standard area.
AREA LOWER LIMIT = - 50% of internal standard area.
RT UPPER LIMIT = + 0.50 minutes of internal standard RT.
RT LOWER LIMIT = - 0.50 minutes of internal standard RT.

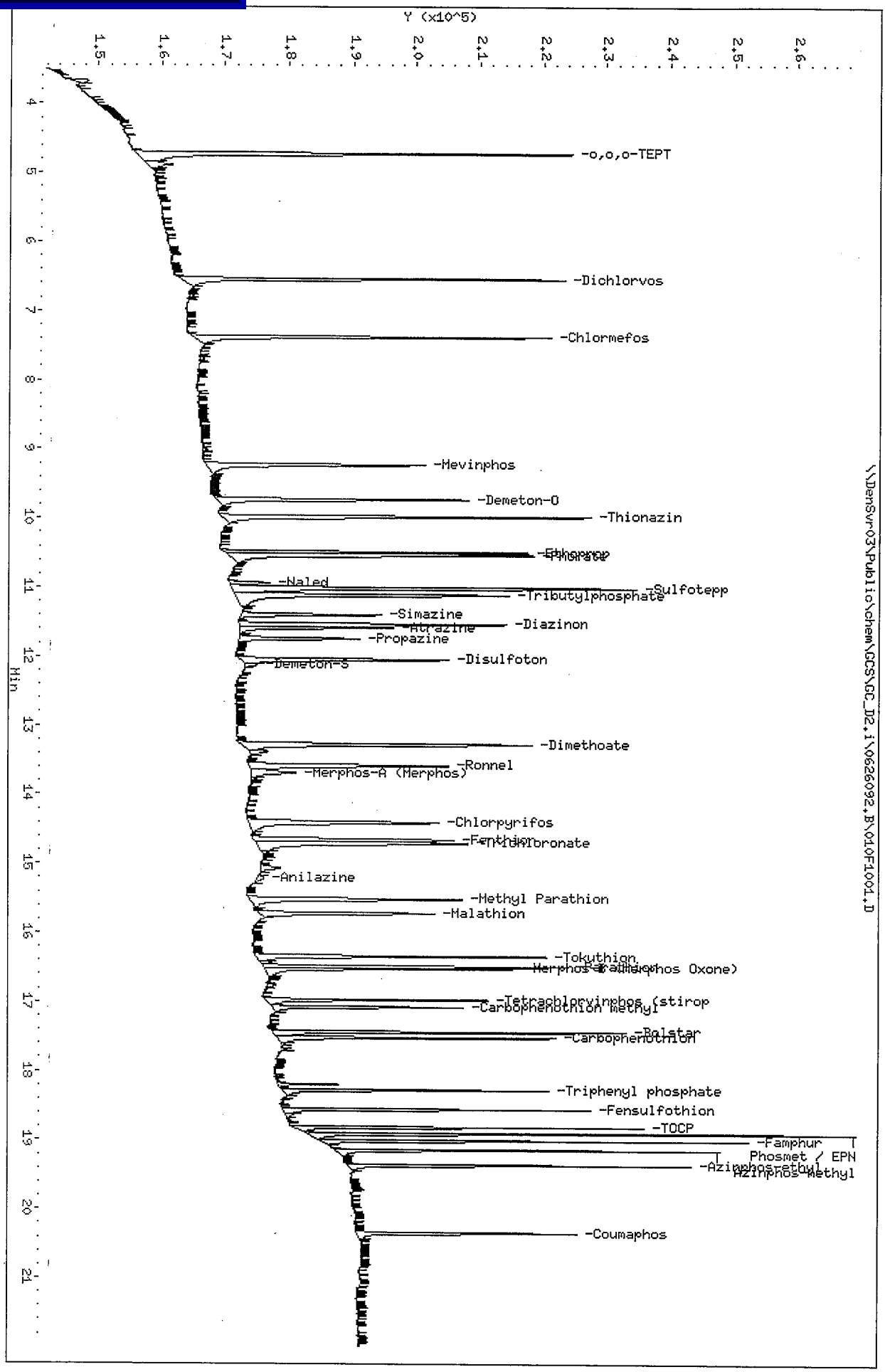

Data File: \\DenSvr03\Public\chem\GCS\GC_D2.i\0626092.B\010F1001.D
Date : 26-JUN-2009 21:40
Client ID: OPP SS GSV0633
Sample Info: OPP SS GSV0633
Column phase: RTx-OPPest

Instrument: GC_D2.i
Operator: MPK/TLW
Column diameter: 0.32

Data File Name: 010F1001.D
Inj. Date and Time: 26-JUN-2009 21:40
Instrument ID: GC_D2.i
Client ID: OPP SS GSV0633
Compound Name: Disulfoton
CAS #: 298-04-4
Report Date: 06/30/2009

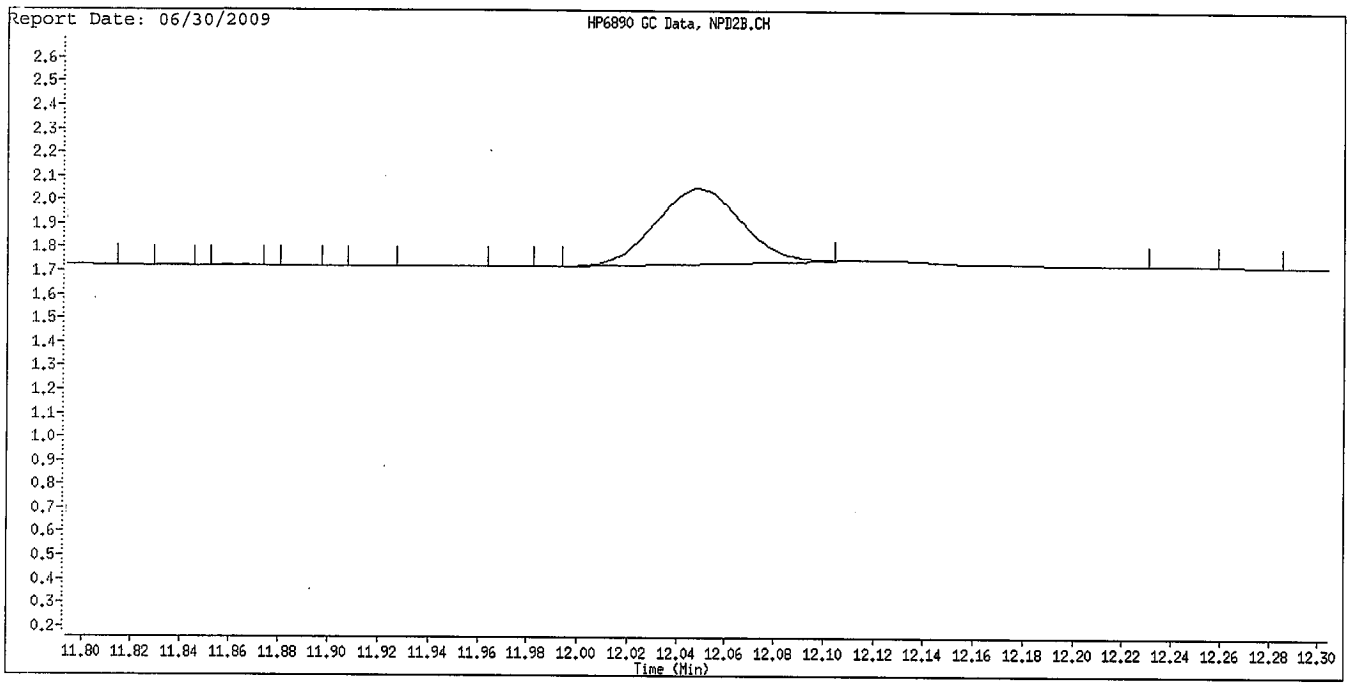

Original Integration

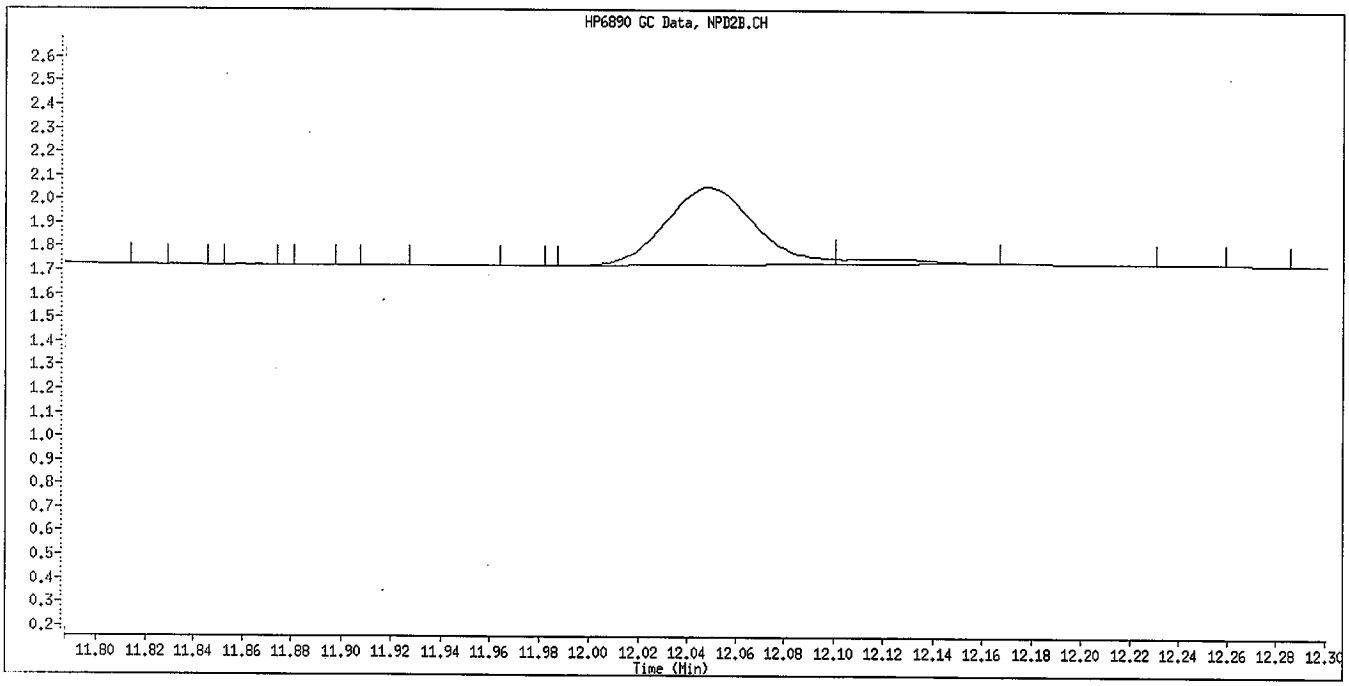

Manual Integration

Manually Integrated By: williamst
Manual Integration Reason: Baseline Event

6/30/07

Inj. Date and Time: 26-JUN-2009 21:40
Instrument ID: GC_D2.i
Client ID: OPP SS GSV0633
Compound Name: Demeton-S
CAS #: 126-75-0
Report Date: 06/30/2009

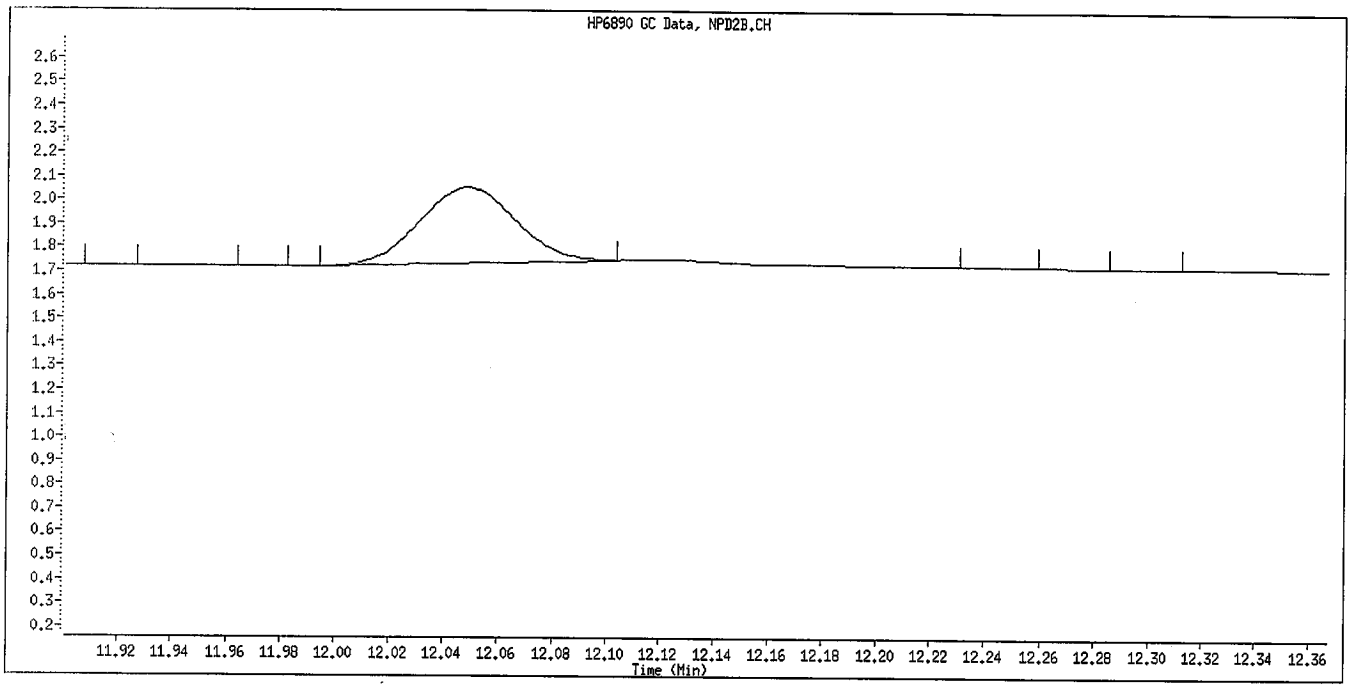

Original Integration

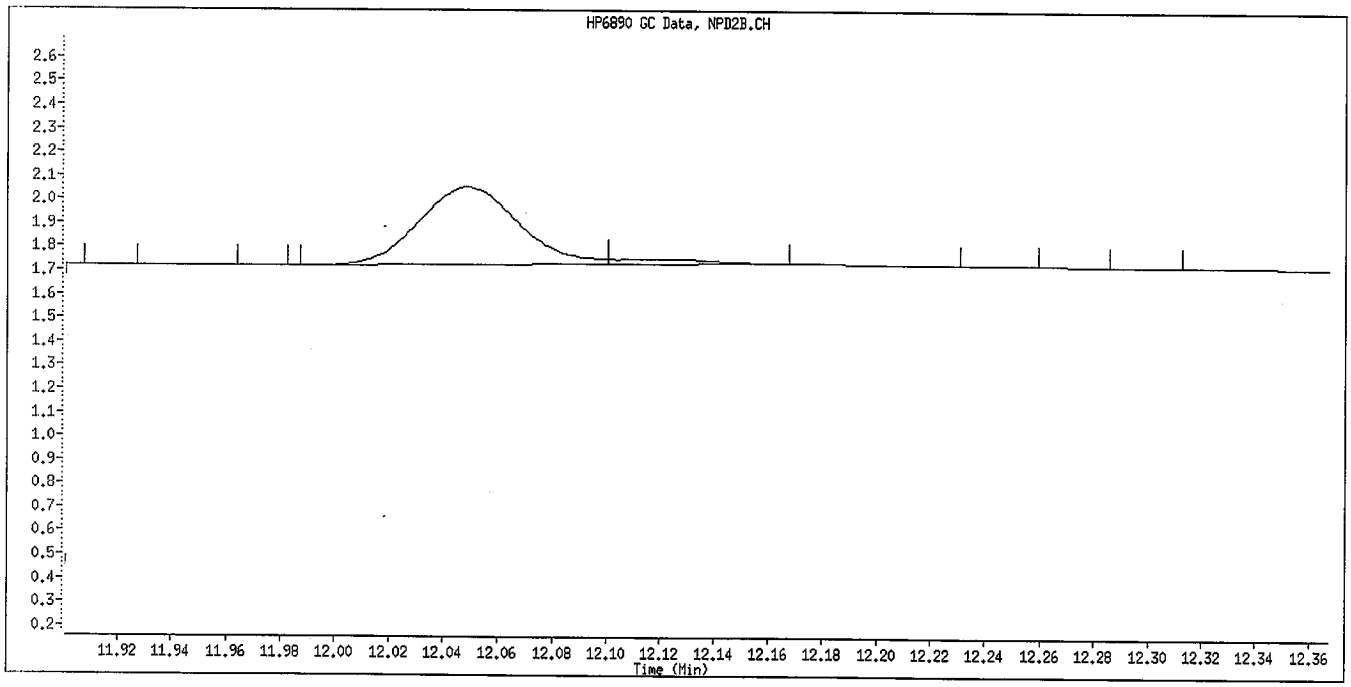

Manual Integration

Manually Integrated By: williamst
Manual Integration Reason: Baseline Event

6/30/09

Inj. Date and Time: 26-JUN-2009 21:40
Instrument ID: GC_D2.i
Client ID: OPP SS GSV0633
Compound Name: Anilazine
CAS #:
Report Date: 06/30/2009

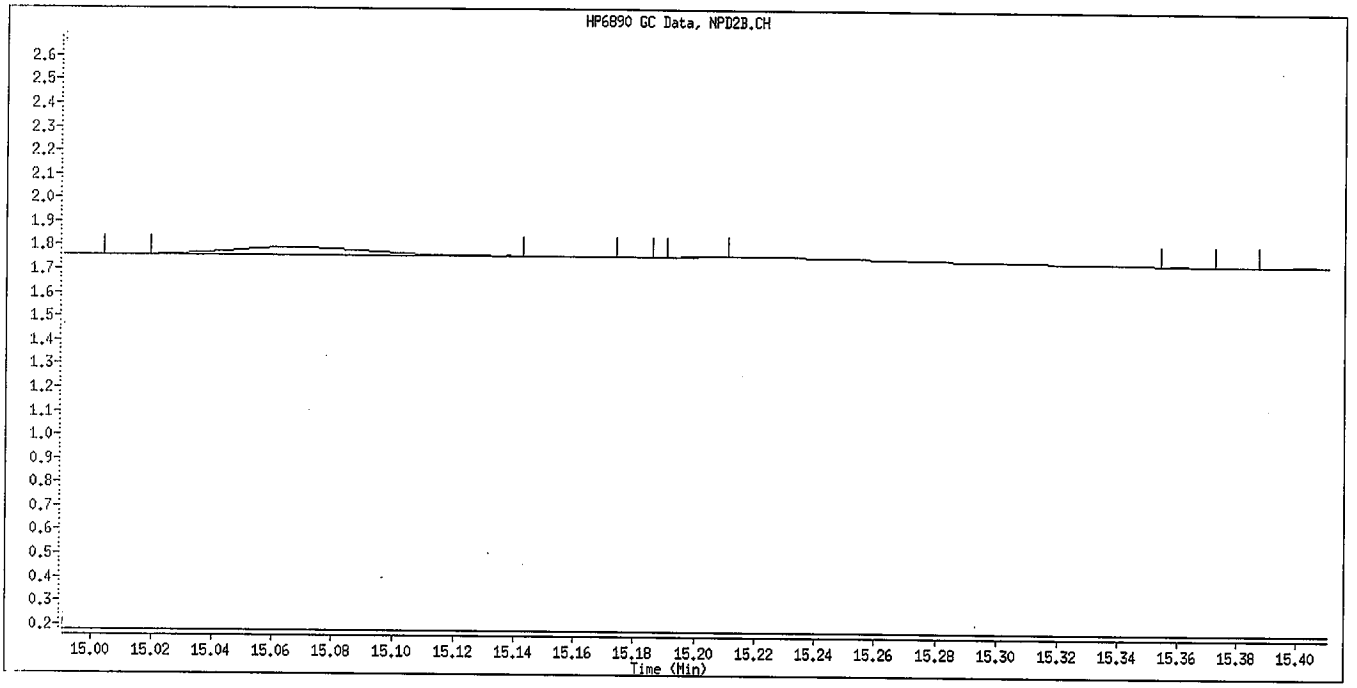

Original Integration

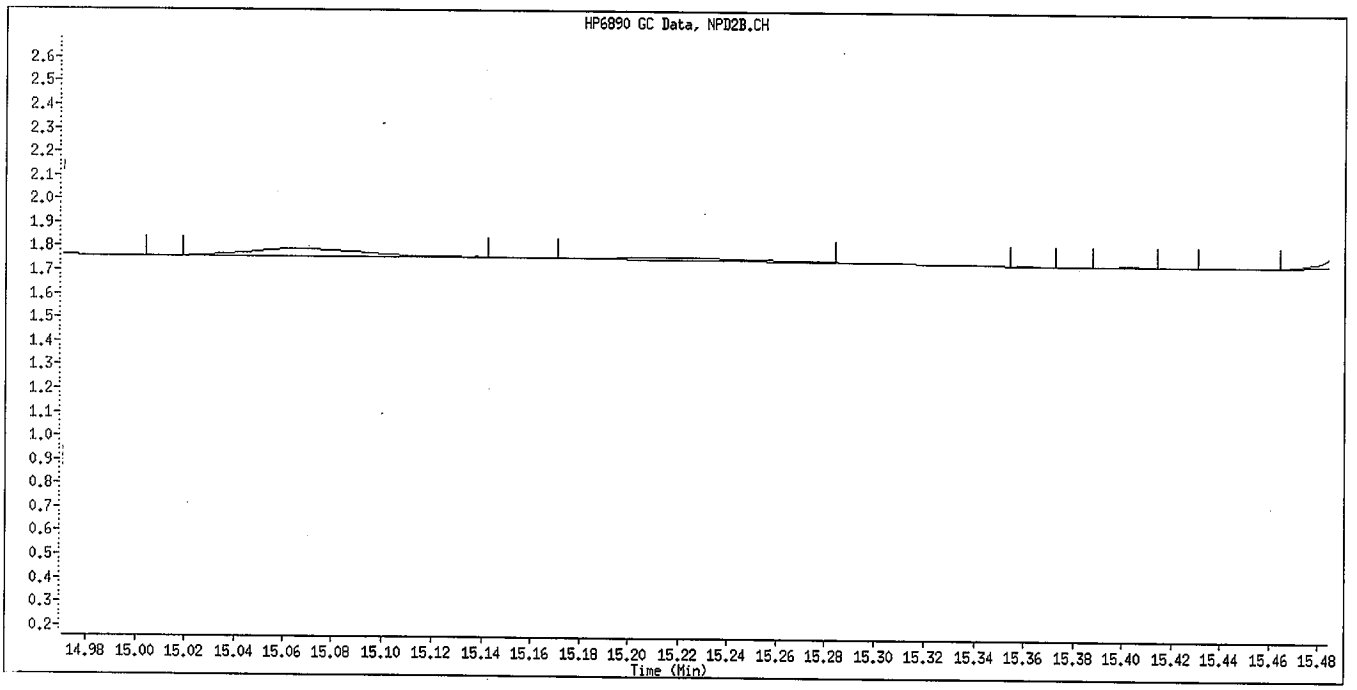

Manual Integration

Manually Integrated By: williamst
Manual Integration Reason: Baseline Event

6/30/09