

TABLE OF CONTENTS

COVER PAGE.....	1
QC CHECKLIST.....	4
RUNLOG.....	3
BENCH SHEET.....	5
SUMMARY SHEET.....	6
INITIAL CALIBRATION.....	10
PERIODIC QC.....	18
QC: (MBLK, MRL, LCS2).....	20
SAMPLE (2805100126).....	24
QC: (MS/MSD 2805100126).....	25
PERIODIC QC.....	27
SAMPLES.....	28
CLOSING QC: (HCV, LCS1).....	34
QC CHECKLIST.....	36
RUNLOG.....	37
BENCH SHEET.....	39
SUMMARY SHEET.....	40
INITIAL CALIBRATION.....	44
PERIODIC QC.....	52
QC: (MBLK, MRL, LCS, LCSD).....	54
SAMPLE (2805080943).....	59
QC: (MS/MSD 2805080943).....	60
SAMPLES.....	62
CLOSING QC: (HCV, LCS1).....	73
QC CHECKLIST.....	74
BENCH SHEET.....	75
RUNLOG.....	76
SUMMARY SHEET.....	78
INITIAL CALIBRATION.....	82
PERIODIC QC.....	90

QC: (MBLK, MRL, LCS2)	92
SAMPLES	97
QC: (MS/MSD 2805130597)	99
CLOSING QC	101
STANDARDS PREPARATION WORKSHEET AND CERTIFICATES OF ANALYSIS	103

Level IV Data Package

MWH Group 240233

Method: EPA 314

2805090138
2805090133
2805090136
2805090137
2805090124
2805090121
2805090122
2805090123
2805090115
2805090112
2805090135
2805090134
2805090120
2805090119
2805090118
2805090117
2805090116
2805090132

Perchlorate QC Checklist

rev. 27 Mar 03

Analysis Date: 5/13/08 Analyst: CEN

QC'd by IM Date 26 May 08

Instrument: 1211

Calculated MCT Level: 3155 umhos/cm

Original IPC conductance: 3110 umhos/cm

Daily IPC conductance: 3110 umhos/cm

Calibration including QCS

- QCS (20ppb) recovery is within 90% - 110% (18-22ppb) to verify that the calibration curve (minimum 5 points) still holds.
- Calibration curve is reanalyzed if QCS fails. Correlation Coefficient is 0.995 or better.

Initial QC Check Samples (MBLANK, MRL, ICCSCV, IPC) to be analyzed with every batch (up to 20 samples) or part thereof

MBLANK is analyzed before samples. Perchlorate, if present, is $<$ or $=$ half of the MRL.

L-C104 only: ICCSCV at 2ppb is within 50%-150% (1-3ppb)

C104 only: MRL at 4ppb is within 75%-125% (3-5ppb)

IPC (25ppb) recovery is between 80%-120% (20-30ppb)

$$PDA/H = 1.2\% \checkmark$$

$$PDA = 4.6\% \checkmark$$

IPC retention time is within 5% of the retention time of the standards

IPC Conductance level is within 10% of the original

LCS/LCSD (25ppb)

Recoveries are between 90%-110% (22.5 - 27.5ppb)

One pair is analyzed per batch (up to 20 samples) or part thereof

MS/MSD (25ppb) NOTE: For UCMR, MS/MSD concentrations alternate between 4ppb and 25ppb

Recoveries are within 80%-120% (20-30ppb) for 25ppb spike ~~N/A~~ (3.2-4.8ppb) for 4ppb spike

One pair is analyzed per batch (up to 20 samples) or part thereof

RPD between MS and MSD is within 15%.

Continuing Calibration Verification (MCV, HCV) NOTE: For UCMR ECV and MCV are required

Verification Checks alternate between mid- and high-level during the analysis (low- and mid-level for UCMR)

MCV (25ppb) recovery is between 85%-115% (21.25 - 28.75ppb)

HCV (100ppb) recovery is between 85%-115% (85-115ppb) ~~N/A~~ ECV (4ppb) recovery is between 75%-125% (3.0-5.0)

Pretreat and include the following QC parameters for any batch or part thereof containing samples requiring pretreatment

One Laboratory Reagent Blank (LRB). Perchlorate is $<$ or $=$ half of MRL.

One pair of Laboratory Control Samples (LCS/LCSD). Recovery of perchlorate is between 85%-115%.

One Pair of Laboratory Fortified Matrices (MS/MSD). Recoveries are between 80%-120%

Samples

All samples are analyzed within 28 days of collection.

All samples are analyzed within MCT Conductance limit.

QIR

QIR needed for failed QC

QIR needed for samples analyzed outside of hold time

Sample No.	Sample Name	Dil.Fac.	Comment	Time	Amount CLO4 CD_1
1	autocal1	1.0		05.13.08 16:23	n.a.
2	autocal2	1.0	2	05.13.08 16:45	n.a.
3	autocal3	1.0	4	05.13.08 17:08	3.6433
4	autocal4	1.0	10	05.13.08 17:30	10.1439
5	autocal5	1.0	25	05.13.08 17:53	23.1222
6	autocal6	1.0	50	05.13.08 18:15	50.5117
7	autocal7	1.0	100	05.13.08 18:37	100.2135
8	QCS	1.0	20	05.13.08 19:00	18.5763
9	IPC	1.0	25	05.13.08 19:22	22.8436
10	-MBLK	1.0		05.13.08 19:45	n.a.
11	-MRLCHK-2	1.0	2	05.13.08 20:07	n.a.
12	-MRLCHK-4	1.0	4	05.13.08 20:29	3.4719
13	-LCS1	1.0	25	05.13.08 20:52	26.9860
14	-LCS2	1.0	25	05.13.08 21:14	27.2628
15	2805080193_1/2500	2500.0		05.13.08 21:37	79652.9007
16	2805080992_1/50	50.0		05.13.08 21:59	1371.4346
17	2805080993_1/20	20.0		05.13.08 22:21	401.4269
18	2805080994_1/20	20.0		05.13.08 22:44	669.6104
19	2805080995_1/100	100.0		05.13.08 23:06	2399.5608
20	2805080996_1/20	20.0		05.13.08 23:29	559.5733
21	2805080997_1/2	2.0		05.13.08 23:51	90.0594
22	2805100104	1.0		05.14.08 00:13	n.a.
23	2805100105	1.0		05.14.08 00:36	n.a.
24	2805100106	1.0		05.14.08 00:58	n.a.
25	2805100106-MS	1.0	25	05.14.08 01:21	25.1205
26	2805100106-MSD	1.0	25	05.14.08 01:43	26.4027
27	CCV	1.0	25	05.14.08 02:05	22.0707
28	2805100107	1.0		05.14.08 02:28	n.a.
29	2805100108	1.0		05.14.08 02:50	n.a.
30	2805100109	1.0		05.14.08 03:13	n.a.
31	2805100110	1.0		05.14.08 03:35	n.a.
32	2805100111	1.0		05.14.08 03:57	n.a.
33	2805100112	1.0		05.14.08 04:20	n.a.
34	2805100113	1.0		05.14.08 04:42	n.a.
35	2805100114	1.0		05.14.08 05:05	n.a.
36	2805100115	1.0		05.14.08 05:27	n.a.
37	2805100116	1.0		05.14.08 05:49	n.a.
38	HCV	1.0	100	05.14.08 06:12	99.8194
39	IPC	1.0	25	05.14.08 06:34	20.3879
40	-MBLK	1.0		05.14.08 06:56	n.a.
41	-MRLCHK-2	1.0	2	05.14.08 07:19	1.4586
42	-MRLCHK-4	1.0	4	05.14.08 07:41	3.3910
43	-LCS1 DNR	1.0	25	05.14.08 08:04	28.0012
44	-LCS2	1.0	25	05.14.08 08:26	25.9143

45	2805100117	1.0		05.14.08 08:48	n.a.
46	2805100118	1.0	25	05.14.08 09:11	n.a.
47	2805100119	1.0		05.14.08 09:33	n.a.
48	2805100120	1.0		05.14.08 09:56	n.a.
49	2805100121	1.0		05.14.08 10:18	n.a.
50	2805100122	1.0		05.14.08 10:40	n.a.
51	2805100123	1.0		05.14.08 11:03	n.a.
52	2805100124	1.0		05.14.08 11:25	n.a.
53	2805100125	1.0		05.14.08 11:48	n.a.
54	2805100126	1.0		05.14.08 12:10	n.a.
55	2805100126-MS	1.0	25	05.14.08 12:32	27.2703 109%
56	2805100126-MSD	1.0	25	05.14.08 12:55	26.2074 105%
57	CCV	1.0	25	05.14.08 13:17	21.8928 87.6%
58	2805100127	1.0		05.14.08 13:40	n.a.
59	2805090077	1.0		05.14.08 14:02	n.a.
60	2805090078	1.0		05.14.08 14:24	n.a.
61	2805090112_1/1000 *	1000.0		05.14.08 14:47	47529.0236
62	2805090115_1/10000 *	10000.0		05.14.08 15:09	249245.9963
63	2805090116_1/1000 *	1000.0		05.14.08 15:32	45768.5552
64	2805090117_1/5000 *	5000.0		05.14.08 15:54	279035.7517
65	2805090118_1/10000 *	10000.0		05.14.08 16:16	649126.4883
66	2805090119_1/1000 *	1000.0		05.14.08 16:39	19658.6107
67	2805090120_1/250 DNR	250.0		05.14.08 17:01	46701.4009
68	HCV	1.0	100	05.14.08 17:24	98.3432 98.4%
69	-LCS1	1.0	25	05.14.08 17:46	26.6228 106%

CONDUCTIVITY MW SOP REVISION 5
SM2510B

Analysis Date: 5/13/08
Analyst: Oh
Reviewed By: _____
LIMS Check By: _____

Time of Analysis Start: 1245 End: _____

MRL $\mu\text{mhos/cm}$: R# _____ exp of solution: _____
KCl Std 1412 R# 701819 exp of solution 9/08
TV = 1412 $\mu\text{mhos/cm}$ @ 25°C for 0.0100M
Reading: 1400
Instrument: YSI Model 3200 SN:01A0504 Year Acquired 2001 New

Was QC Criteria Met: Y N
Was QIR Needed: Y N

IPC = 3110

Run #	Sample Number	Sample ID	Client	Date Collected	Temp °C	pH	Scale ($\mu\text{mho/minho}$)	Result		Comments
								Instrument	Reported ($\mu\text{mho/cm}$)	
BR	Blank				21	7	ms		0450	
STD	MRL $\mu\text{mhos/cm}$									1-3—±50% of TV
STD	KCl - 1000 mhos/cm								975	950-1050—±5% of TV
1	2809100126		XXXXXXXXXX					300		
2	↓ 0127		XXXXXXXXXX					250		
3	2805090097		XXXXXXXXXX					250		
4	0078		*					250		
5	0112		KM					7800		
6	0115							5400		
7	0116							8600		
8	0117							4700		
9	0118							6200		
10	0119							1500		
DUP	↓							1500		
11	0120		↓					2800		RPD < 5%
12										
13										
14										
15										
16										
17										
18										
19										
20										
DUP	2805090120		KM					2800		RPD < 5%
STD	KCl - 10 mhos/cm									9-12—RPD < 20% of TV

$$\% \text{ RPD} = \frac{|S1 - S2|}{(S1 + S2)/2} * 100$$

S1 = reading of 1st sample
S2 = reading of 2nd sample

Sequence: 051308CLO4-IC11
Operator: civ

Page 1 of 4
Printed: 5/16/2008 5:20:30 PM

Title:
Datasource: Dionex_USPAS2SDIO2
Location: IC1C11_CLO4\2008\MAY
Timebase: IC11
#Samples: 69

Created: 5/12/2008 7:59:14 PM by civ
Last Update: 5/14/2008 6:09:58 PM by civ

No.	Name	Sample ID	Dil. Factor	Type	Comment	Status
1	autocal1		1.0000	Standard		Finished
2	autocal2	R201449 EXP 07/28/09	1.0000	Standard	2	Finished
3	autocal3		1.0000	Standard	4	Finished
4	autocal4		1.0000	Standard	10	Finished
5	autocal5		1.0000	Standard	25	Finished
6	autocal6		1.0000	Standard	50	Finished
7	autocal7		1.0000	Standard	100	Finished
8	QCS	R201789 EXP 07/10/09	1.0000	Unknown	20	Finished
9	IPC	EC=3155	1.0000	Unknown	25	Finished
10	-MBLK		1.0000	Unknown		Finished
11	-MRLCHK-2	2	1.0000	Unknown	2	Finished
12	-MRLCHK-4	4	1.0000	Unknown	4	Finished
13	-LCS1	25	1.0000	Unknown	25	Finished
14	-LCS2	25	1.0000	Unknown	25	Finished
15	2805080193_1/2500	KM M79	2500.0000	Unknown		Finished
16	2805080992_1/50	KM HMW9	50.0000	Unknown		Finished
17	2805080993_1/20	KM PC82	20.0000	Unknown		Finished
18	2805080994_1/20	KM PC96	20.0000	Unknown		Finished
19	2805080995_1/100	KM PC77	100.0000	Unknown		Finished
20	2805080996_1/20	KM PC74	20.0000	Unknown		Finished
21	2805080997_1/2	KM PC79	2.0000	Unknown		Finished
22	2805100104	SACRAMENTO	1.0000	Unknown		Finished
23	2805100105	SACRAMENTO	1.0000	Unknown		Finished
24	2805100106	SACRAMENTO	1.0000	Unknown		Finished
25	2805100106-MS	25	1.0000	Unknown	25	Finished
26	2805100106-MSD	25	1.0000	Unknown	25	Finished
27	CCV	25	1.0000	Unknown	25	Finished
28	2805100107	SACRAMENTO	1.0000	Unknown		Finished
29	2805100108	SACRAMENTO	1.0000	Unknown		Finished
30	2805100109	SACRAMENTO	1.0000	Unknown		Finished
31	2805100110	SACRAMENTO	1.0000	Unknown		Finished
32	2805100111	SACRAMENTO	1.0000	Unknown		Finished
33	2805100112	SACRAMENTO	1.0000	Unknown		Finished
34	2805100113	SACRAMENTO	1.0000	Unknown		Finished
35	2805100114	SACRAMENTO	1.0000	Unknown		Finished
36	2805100115	SACRAMENTO	1.0000	Unknown		Finished
37	2805100116	SACRAMENTO	1.0000	Unknown		Finished
38	HCV	100	1.0000	Unknown	100	Finished
39	IPC	EC=3155	1.0000	Unknown	25	Finished
40	-MBLK		1.0000	Unknown		Finished
41	-MRLCHK-2	2	1.0000	Unknown	2	Finished
42	-MRLCHK-4	4	1.0000	Unknown	4	Finished

Sequence: 051308CLO4-IC11
Operator: clv

Page 3 of 4
Printed: 5/16/2008 5:20:30 PM

Title:
Datasource: Dionex_USPAS2SDIO2
Location: IC1C11_CLO42008MAY
Timebase: IC11
#Samples: 69

Created: 5/12/2008 7:59:14 PM by clv
Last Update: 5/14/2008 6:09:58 PM by clv

No.	Name	Sample ID	Dil. Factor	Type	Comment	Status
43	-LCS1 DNR	25	1.0000	Unknown	25	Finished
44	-LCS2	25	1.0000	Unknown	25	Finished
45	2805100117	SACRAMENTO	1.0000	Unknown		Finished
46	2805100118	SACRAMENTO	1.0000	Unknown	25	Finished
47	2805100119	SACRAMENTO	1.0000	Unknown		Finished
48	2805100120	SACRAMENTO	1.0000	Unknown		Finished
49	2805100121	SACRAMENTO	1.0000	Unknown		Finished
50	2805100122	SACRAMENTO	1.0000	Unknown		Finished
51	2805100123	SACRAMENTO	1.0000	Unknown		Finished
52	2805100124	SACRAMENTO	1.0000	Unknown		Finished
53	2805100125	SACRAMENTO	1.0000	Unknown		Finished
54	2805100126	SACRAMENTO	1.0000	Unknown		Finished
55	2805100126-MS	25	1.0000	Unknown	25	Finished
56	2805100126-MSD	25	1.0000	Unknown	25	Finished
57	CCV	25	1.0000	Unknown	25	Finished
58	2805100127	SACRAMENTO	1.0000	Unknown		Finished
59	2805090077	SLOCNTRY	1.0000	Unknown		Finished
60	2805090078	SLOCNTRY	1.0000	Unknown		Finished
61	2805090112_1/1000	KM M74	1000.0000	Unknown		Finished
62	2805090115_1/10000	KM M73	10000.0000	Unknown		Finished
63	2805090116_1/1000	KM M88	1000.0000	Unknown		Finished
64	2805090117_1/5000	KM M87	5000.0000	Unknown		Finished
65	2805090118_1/10000	KM M86	10000.0000	Unknown		Finished
66	2805090119_1/1000	KM M85	1000.0000	Unknown		Finished
67	2805090120_1/250 DNR	KM M83	250.0000	Unknown		Finished
68	HCV	100	1.0000	Unknown	100	Finished
69	-LCS1	25	1.0000	Unknown	25	Finished

Sequence: 051308CLO4-IC11
Operator: clv

Page 2 of 4
Printed: 5/16/2008 5:20:30 PM

Title:
Datasource: Dionex_USPAS2SDIO2
Location: IC\IC11_CLO4\2008\MAY
Timebase: IC11
#Samples: 69

Created: 5/12/2008 7:59:14 PM by clv
Last Update: 5/14/2008 6:09:58 PM by clv




























No.	Name	Program	Method	Inj. Date/Time	*Analyst
1	autocal1	Perchlorate-IC11	IC#4-CLO4-LOW	5/13/2008 4:23:30 PM	clv
2	autocal2	Perchlorate-IC11	IC#4-CLO4-LOW	5/13/2008 4:45:54 PM	clv
3	autocal3	Perchlorate-IC11	IC#4-CLO4-LOW	5/13/2008 5:08:18 PM	clv
4	autocal4	Perchlorate-IC11	IC#4-CLO4-LOW	5/13/2008 5:30:42 PM	clv
5	autocal5	Perchlorate-IC11	IC#4-CLO4-LOW	5/13/2008 5:53:06 PM	clv
6	autocal6	Perchlorate-IC11	IC#4-CLO4-LOW	5/13/2008 6:15:30 PM	clv
7	autocal7	Perchlorate-IC11	IC#4-CLO4-LOW	5/13/2008 6:37:54 PM	clv
8	QCS	Perchlorate-IC11	IC#4-CLO4-LOW	5/13/2008 7:00:17 PM	clv
9	IPC	Perchlorate-IC11	IC#4-CLO4-LOW	5/13/2008 7:22:41 PM	clv
10	-MBLK	Perchlorate-IC11	IC#4-CLO4-LOW	5/13/2008 7:45:05 PM	clv
11	-MRLCHK-2	Perchlorate-IC11	IC#4-CLO4-LOW	5/13/2008 8:07:29 PM	clv
12	-MRLCHK-4	Perchlorate-IC11	IC#4-CLO4-LOW	5/13/2008 8:29:52 PM	clv
13	-LCS1	Perchlorate-IC11	IC#4-CLO4-LOW	5/13/2008 8:52:16 PM	clv
14	-LCS2	Perchlorate-IC11	IC#4-CLO4-LOW	5/13/2008 9:14:40 PM	clv
15	2805080193_1/2500	Perchlorate-IC11	IC#4-CLO4-LOW	5/13/2008 9:37:04 PM	clv
16	2805080992_1/50	Perchlorate-IC11	IC#4-CLO4-LOW	5/13/2008 9:59:28 PM	clv
17	2805080993_1/20	Perchlorate-IC11	IC#4-CLO4-LOW	5/13/2008 10:21:51 PM	clv
18	2805080994_1/20	Perchlorate-IC11	IC#4-CLO4-LOW	5/13/2008 10:44:15 PM	clv
19	2805080995_1/100	Perchlorate-IC11	IC#4-CLO4-LOW	5/13/2008 11:06:39 PM	clv
20	2805080996_1/20	Perchlorate-IC11	IC#4-CLO4-LOW	5/13/2008 11:29:03 PM	clv
21	2805080997_1/2	Perchlorate-IC11	IC#4-CLO4-LOW	5/13/2008 11:51:26 PM	clv
22	2805100104	Perchlorate-IC11	IC#4-CLO4-LOW	5/14/2008 12:13:50 AM	clv
23	2805100105	Perchlorate-IC11	IC#4-CLO4-LOW	5/14/2008 12:36:14 AM	clv
24	2805100106	Perchlorate-IC11	IC#4-CLO4-LOW	5/14/2008 12:58:38 AM	clv
25	2805100106-MS	Perchlorate-IC11	IC#4-CLO4-LOW	5/14/2008 1:21:02 AM	clv
26	2805100106-MSD	Perchlorate-IC11	IC#4-CLO4-LOW	5/14/2008 1:43:26 AM	clv
27	CCV	Perchlorate-IC11	IC#4-CLO4-LOW	5/14/2008 2:05:49 AM	clv
28	2805100107	Perchlorate-IC11	IC#4-CLO4-LOW	5/14/2008 2:28:13 AM	clv
29	2805100108	Perchlorate-IC11	IC#4-CLO4-LOW	5/14/2008 2:50:37 AM	clv
30	2805100109	Perchlorate-IC11	IC#4-CLO4-LOW	5/14/2008 3:13:01 AM	clv
31	2805100110	Perchlorate-IC11	IC#4-CLO4-LOW	5/14/2008 3:35:24 AM	clv
32	2805100111	Perchlorate-IC11	IC#4-CLO4-LOW	5/14/2008 3:57:48 AM	clv
33	2805100112	Perchlorate-IC11	IC#4-CLO4-LOW	5/14/2008 4:20:12 AM	clv
34	2805100113	Perchlorate-IC11	IC#4-CLO4-LOW	5/14/2008 4:42:36 AM	clv
35	2805100114	Perchlorate-IC11	IC#4-CLO4-LOW	5/14/2008 5:05:00 AM	clv
36	2805100115	Perchlorate-IC11	IC#4-CLO4-LOW	5/14/2008 5:27:23 AM	clv
37	2805100116	Perchlorate-IC11	IC#4-CLO4-LOW	5/14/2008 5:49:47 AM	clv
38	HCV	Perchlorate-IC11	IC#4-CLO4-LOW	5/14/2008 6:12:11 AM	clv
39	IPC	Perchlorate-IC11	IC#4-CLO4-LOW	5/14/2008 6:34:35 AM	clv
40	-MBLK	Perchlorate-IC11	IC#4-CLO4-LOW	5/14/2008 6:56:59 AM	clv
41	-MRLCHK-2	Perchlorate-IC11	IC#4-CLO4-LOW	5/14/2008 7:19:22 AM	clv
42	-MRLCHK-4	Perchlorate-IC11	IC#4-CLO4-LOW	5/14/2008 7:41:46 AM	clv

Sequence: 051308CLO4-IC11
Operator: civ

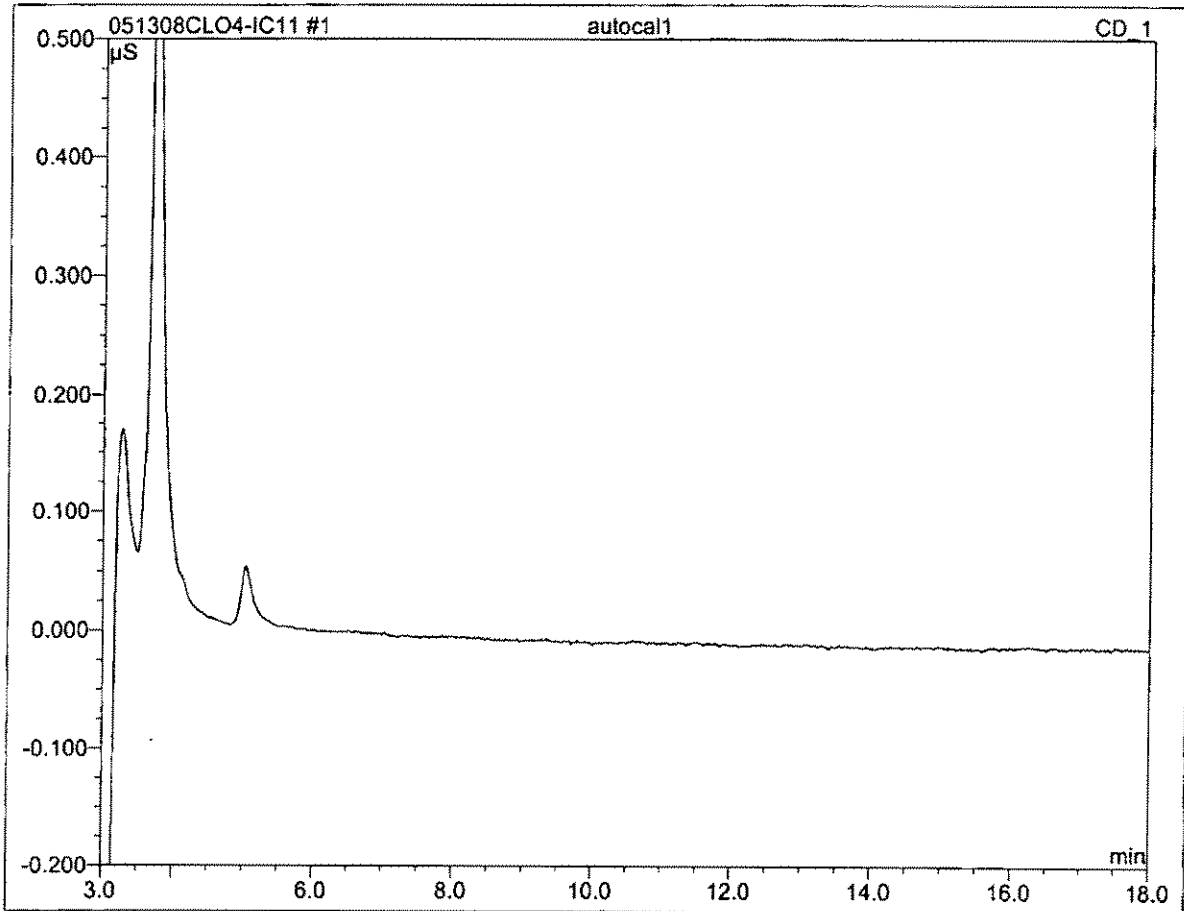
Page 4 of 4
Printed: 5/16/2008 5:20:30 PM

Title:
Datasource: Dionex_USPAS2SDIO2
Location: IC1C11_CLO4\2008\MAY
Timebase: IC11
#Samples: 69

Created: 5/12/2008 7:59:14 PM by civ
Last Update: 5/14/2008 6:09:58 PM by civ

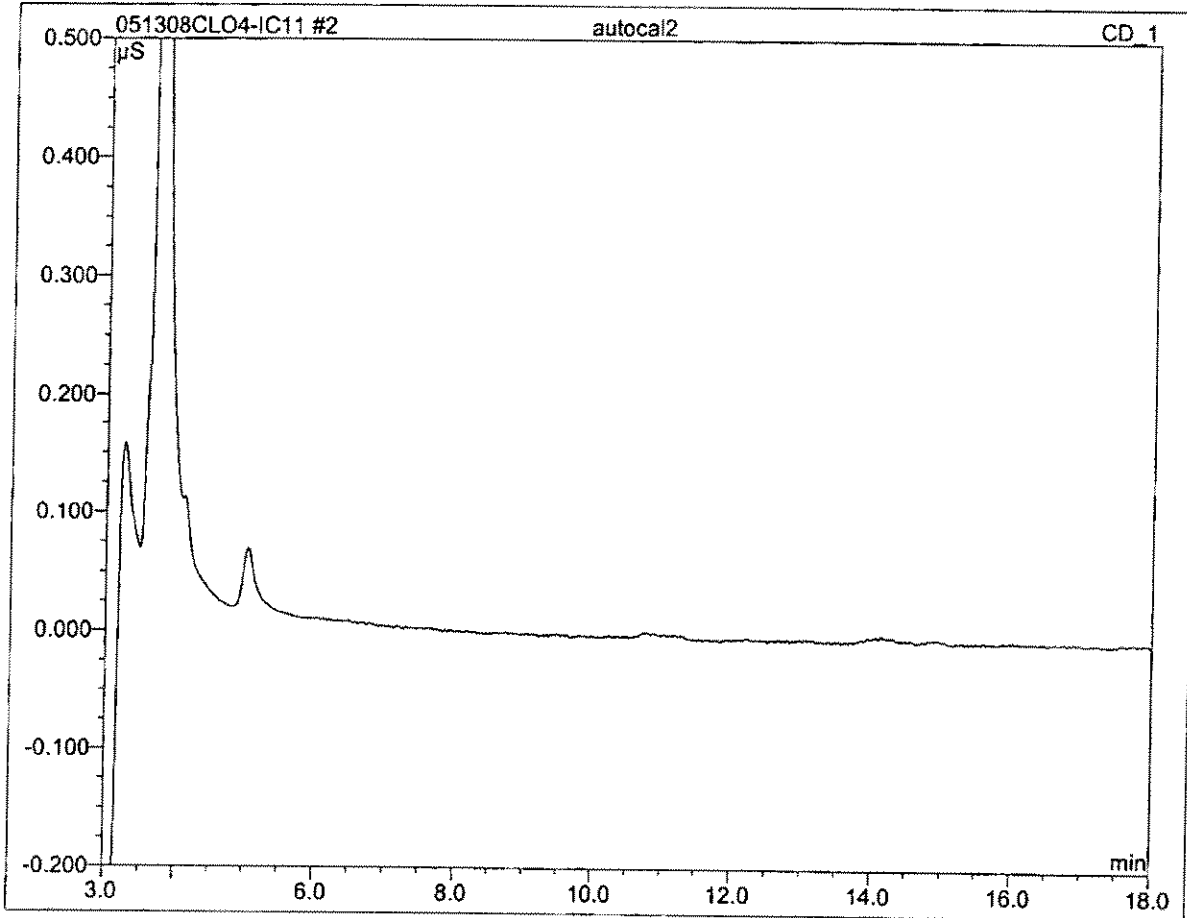
No.	Name	Program	Method	Inj. Date/Time	*Analyst
43	 -LCS1 DNR	Perchlorate-IC11	IC#4-CLO4-LOW	5/14/2008 8:04:10 AM	civ
44	 -LCS2	Perchlorate-IC11	IC#4-CLO4-LOW	5/14/2008 8:26:34 AM	civ
45	 2805100117	Perchlorate-IC11	IC#4-CLO4-LOW	5/14/2008 8:48:57 AM	civ
46	 2805100118	Perchlorate-IC11	IC#4-CLO4-LOW	5/14/2008 9:11:21 AM	civ
47	 2805100119	Perchlorate-IC11	IC#4-CLO4-LOW	5/14/2008 9:33:45 AM	civ
48	 2805100120	Perchlorate-IC11	IC#4-CLO4-LOW	5/14/2008 9:56:09 AM	civ
49	 2805100121	Perchlorate-IC11	IC#4-CLO4-LOW	5/14/2008 10:18:33 AM	civ
50	 2805100122	Perchlorate-IC11	IC#4-CLO4-LOW	5/14/2008 10:40:56 AM	civ
51	 2805100123	Perchlorate-IC11	IC#4-CLO4-LOW	5/14/2008 11:03:20 AM	civ
52	 2805100124	Perchlorate-IC11	IC#4-CLO4-LOW	5/14/2008 11:25:44 AM	civ
53	 2805100125	Perchlorate-IC11	IC#4-CLO4-LOW	5/14/2008 11:48:08 AM	civ
54	 2805100126	Perchlorate-IC11	IC#4-CLO4-LOW	5/14/2008 12:10:31 PM	civ
55	 2805100126-MS	Perchlorate-IC11	IC#4-CLO4-LOW	5/14/2008 12:32:55 PM	civ
56	 2805100126-MSD	Perchlorate-IC11	IC#4-CLO4-LOW	5/14/2008 12:55:19 PM	civ
57	 CCV	Perchlorate-IC11	IC#4-CLO4-LOW	5/14/2008 1:17:43 PM	civ
58	 2805100127	Perchlorate-IC11	IC#4-CLO4-LOW	5/14/2008 1:40:07 PM	civ
59	 2805090077	Perchlorate-IC11	IC#4-CLO4-LOW	5/14/2008 2:02:30 PM	civ
60	 2805090078	Perchlorate-IC11	IC#4-CLO4-LOW	5/14/2008 2:24:54 PM	civ
61	 2805090112_1/1000	Perchlorate-IC11	IC#4-CLO4-LOW	5/14/2008 2:47:18 PM	civ
62	 2805090115_1/10000	Perchlorate-IC11	IC#4-CLO4-LOW	5/14/2008 3:09:42 PM	civ
63	 2805090116_1/1000	Perchlorate-IC11	IC#4-CLO4-LOW	5/14/2008 3:32:06 PM	civ
64	 2805090117_1/5000	Perchlorate-IC11	IC#4-CLO4-LOW	5/14/2008 3:54:30 PM	civ
65	 2805090118_1/10000	Perchlorate-IC11	IC#4-CLO4-LOW	5/14/2008 4:16:53 PM	civ
66	 2805090119_1/1000	Perchlorate-IC11	IC#4-CLO4-LOW	5/14/2008 4:39:17 PM	civ
67	 2805090120_1/250 DNR	Perchlorate-IC11	IC#4-CLO4-LOW	5/14/2008 5:01:41 PM	civ
68	 HCV	Perchlorate-IC11	IC#4-CLO4-LOW	5/14/2008 5:24:05 PM	civ
69	 -LCS1	Perchlorate-IC11	IC#4-CLO4-LOW	5/14/2008 5:46:30 PM	civ

1 autocal1			
Sample Name:	autocal1	Channel:	CD_1
Sample Type:	standard	Control Program:	Perchlorate-IC11
Recording Time:	05/13/2008 16:23	Quantif. Method:	IC#4-CLO4-LOW
Analyst:	clv	Dilution Factor:	1.0000



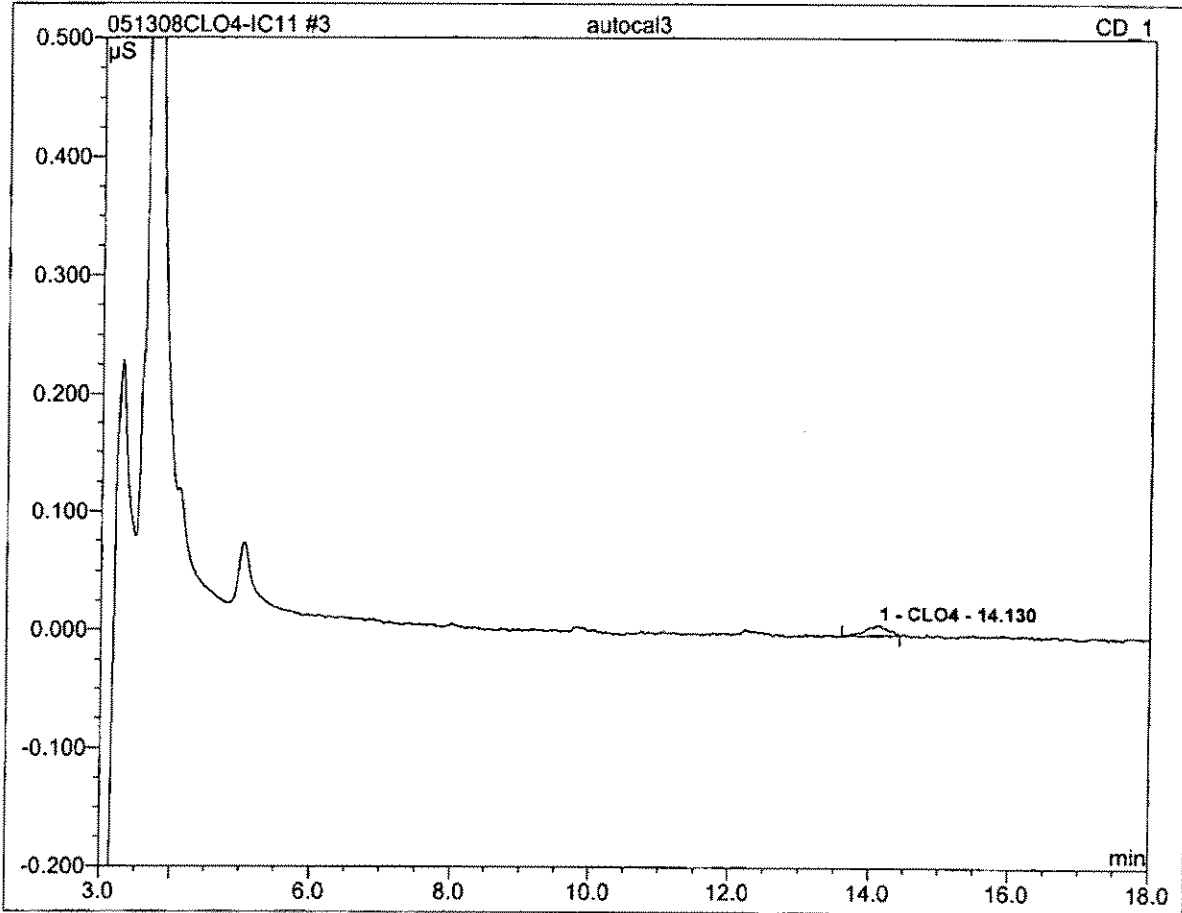
No.	Ret.Time min	Peak Name	Height μS	Area $\mu\text{S}\cdot\text{min}$	Rel.Area %	Amount	Type
Total:			0.000	0.000	0.00	0.000	

2 autocal2			
2			
Sample Name:	autocal2	Channel:	CD_1
Sample Type:	standard	Control Program:	Perchlorate-IC11
Recording Time:	05/13/2008 16:45	Quantif. Method:	IC#4-CLO4-LOW
Analyst:	clv	Dilution Factor:	1.0000



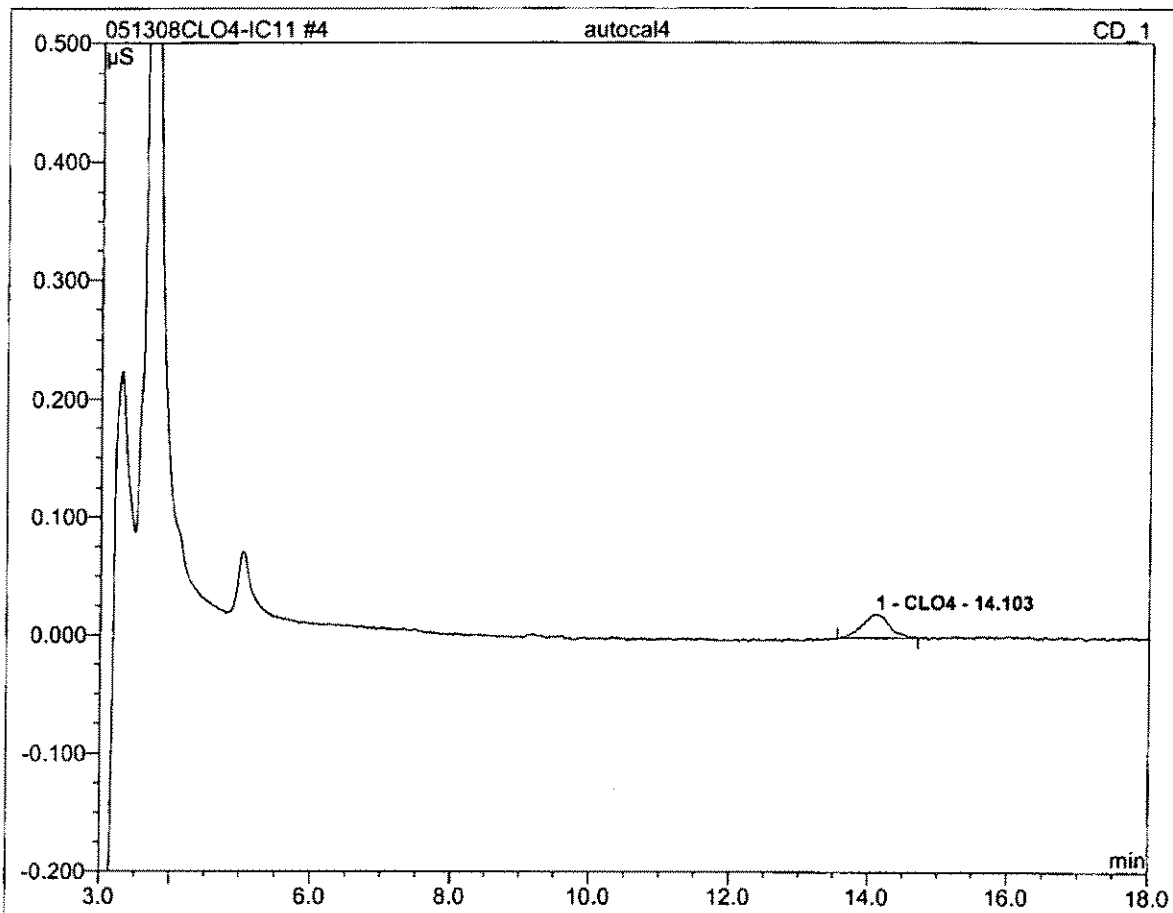
No.	Ret.Time min	Peak Name	Height μS	Area μS*min	Rel.Area %	Amount	Type
Total:			0.000	0.000	0.00	0.000	

3 autocal3			
4			
Sample Name:	autocal3	Channel:	CD_1
Sample Type:	standard	Control Program:	Perchlorate-IC11
Recording Time:	05/13/2008 17:08	Quantif. Method:	IC#4-CLO4-LOW
Analyst:	clv	Dilution Factor:	1.0000



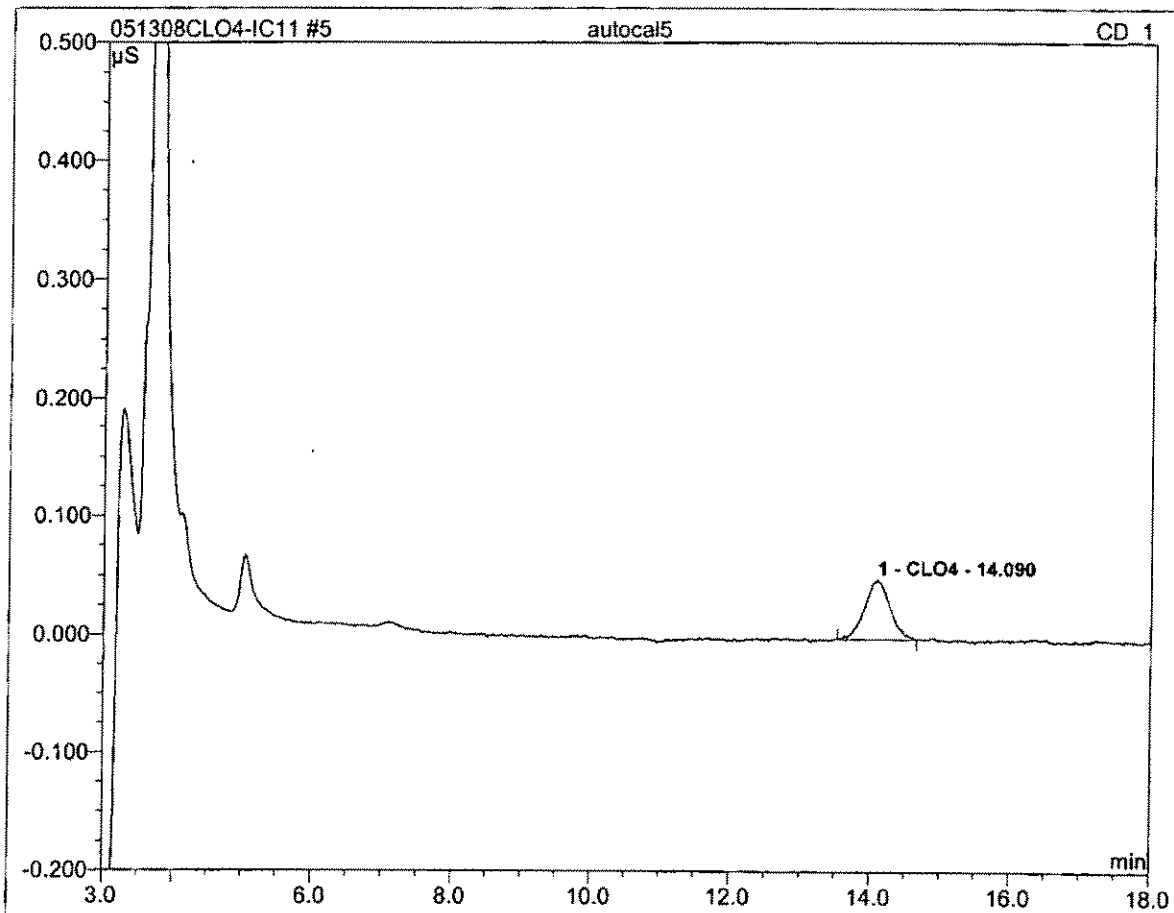
No.	Ret.Time min	Peak Name	Height μS	Area μS*min	Rel.Area %	Amount	Type
1	14.13	CLO4	0.009	0.003	100.00	3.643	BMB
Total:			0.009	0.003	100.00	3.643	

4 autocal4			
10			
Sample Name:	autocal4	Channel:	CD_1
Sample Type:	standard	Control Program:	Perchlorate-IC11
Recording Time:	05/13/2008 17:30	Quantif. Method:	IC#4-CLO4-LOW
Analyst:	clv	Dilution Factor:	1.0000



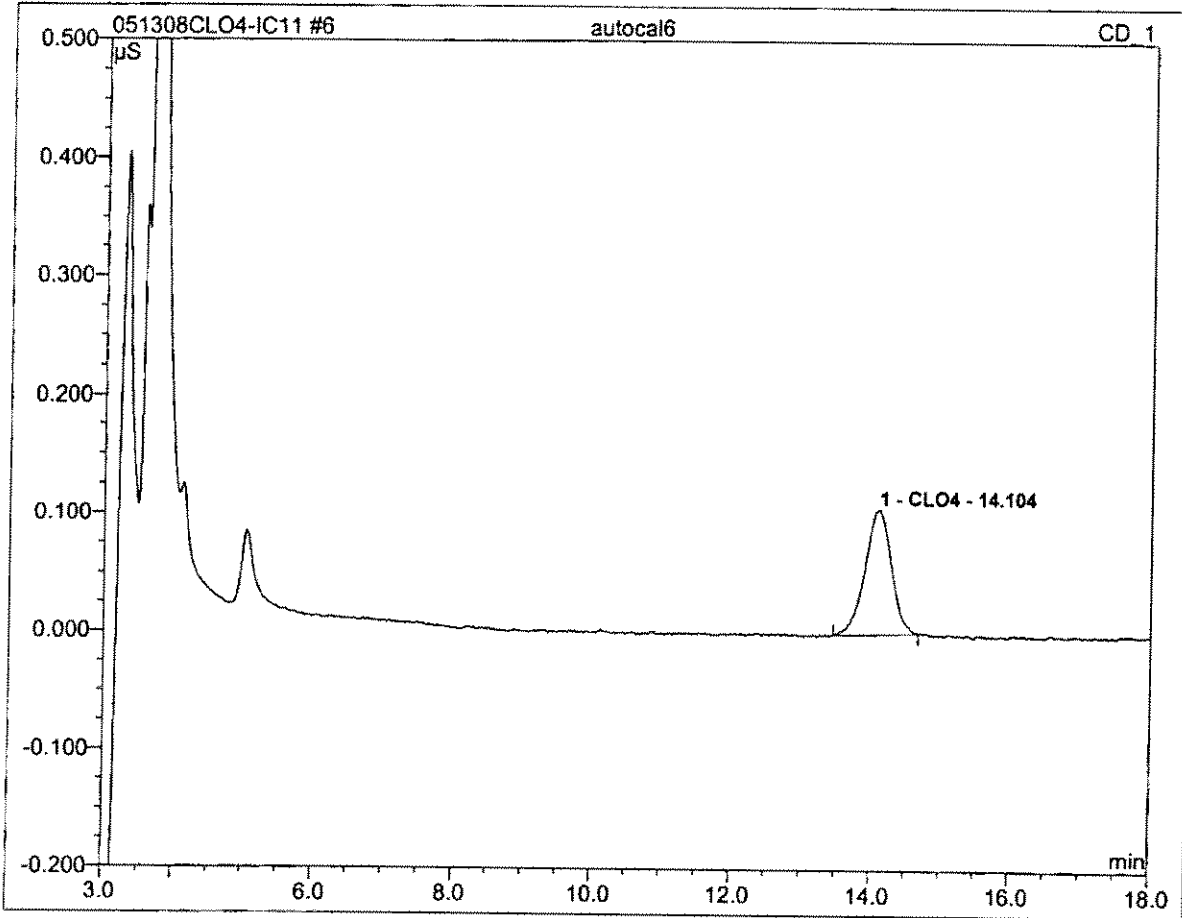
No.	Ret.Time min	Peak Name	Height µS	Area µS*min	Rel.Area %	Amount	Type
1	14.10	CLO4	0.021	0.009	100.00	10.144	BMB
Total:			0.021	0.009	100.00	10.144	

5 autocal5			
25			
Sample Name:	autocal5	Channel:	CD_1
Sample Type:	standard	Control Program:	Perchlorate-IC11
Recording Time:	05/13/2008 17:53	Quantif. Method:	IC#4-CLO4-LOW
Analyst:	clv	Dilution Factor:	1.0000



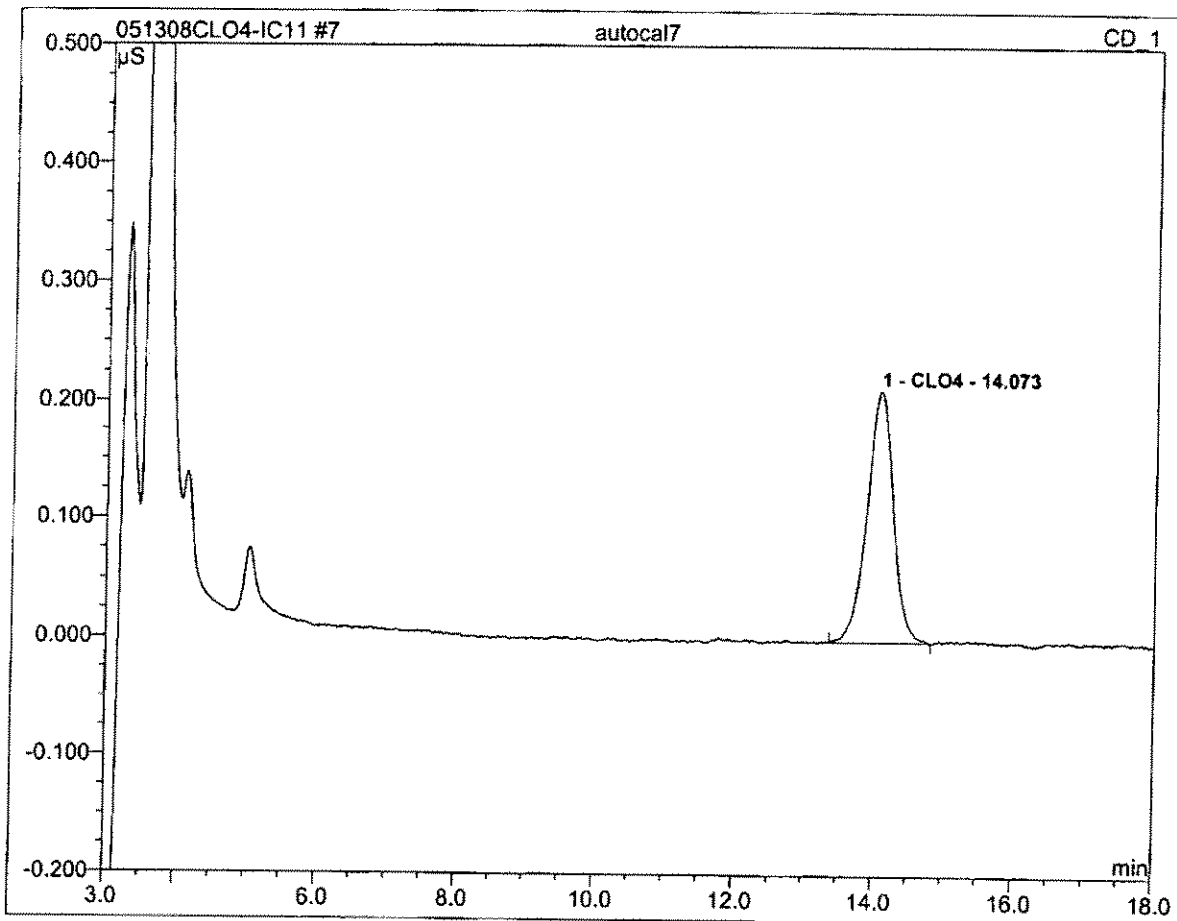
No.	Ret.Time min	Peak Name	Height μS	Area μS*min	Rel.Area %	Amount	Type
1	14.09	CLO4	0.050	0.021	100.00	23.122	BMB
Total:			0.050	0.021	100.00	23.122	

6 autocal6			
50			
Sample Name:	autocal6	Channel:	CD_1
Sample Type:	standard	Control Program:	Perchlorate-IC11
Recording Time:	05/13/2008 18:15	Quantif. Method:	IC#4-CLO4-LOW
Analyst:	clv	Dilution Factor:	1.0000



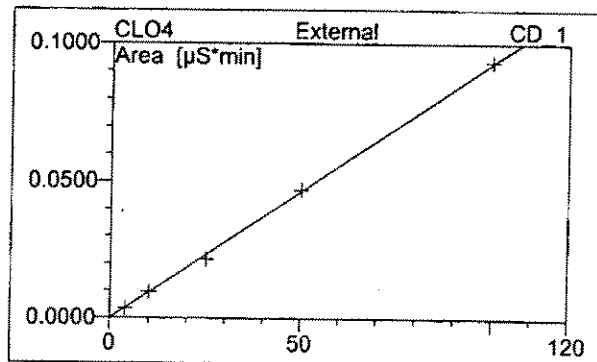
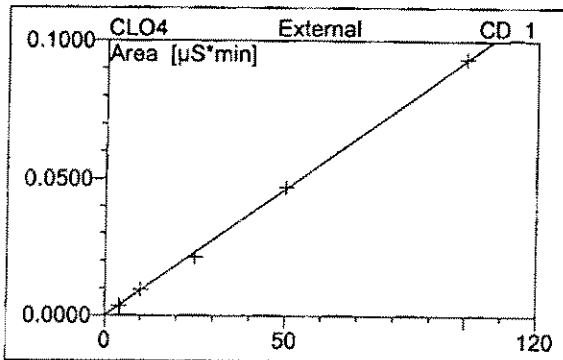
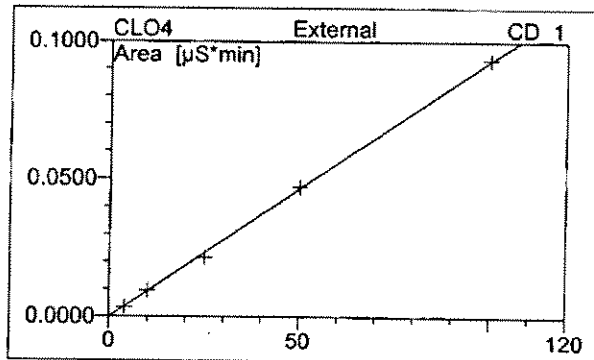
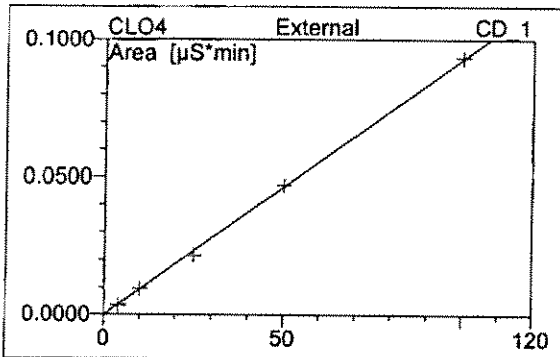
No.	Ret.Time min	Peak Name	Height µS	Area µS*min	Rel.Area %	Amount	Type
1	14.10	CLO4	0.106	0.047	100.00	50.512	BMB
Total:			0.106	0.047	100.00	50.512	

7 autocal7			
100			
Sample Name:	autocal7	Channel:	CD_1
Sample Type:	standard	Control Program:	Perchlorate-IC11
Recording Time:	05/13/2008 18:37	Quantif. Method:	IC#4-CLO4-LOW
Analyst:	clv	Dilution Factor:	1.0000



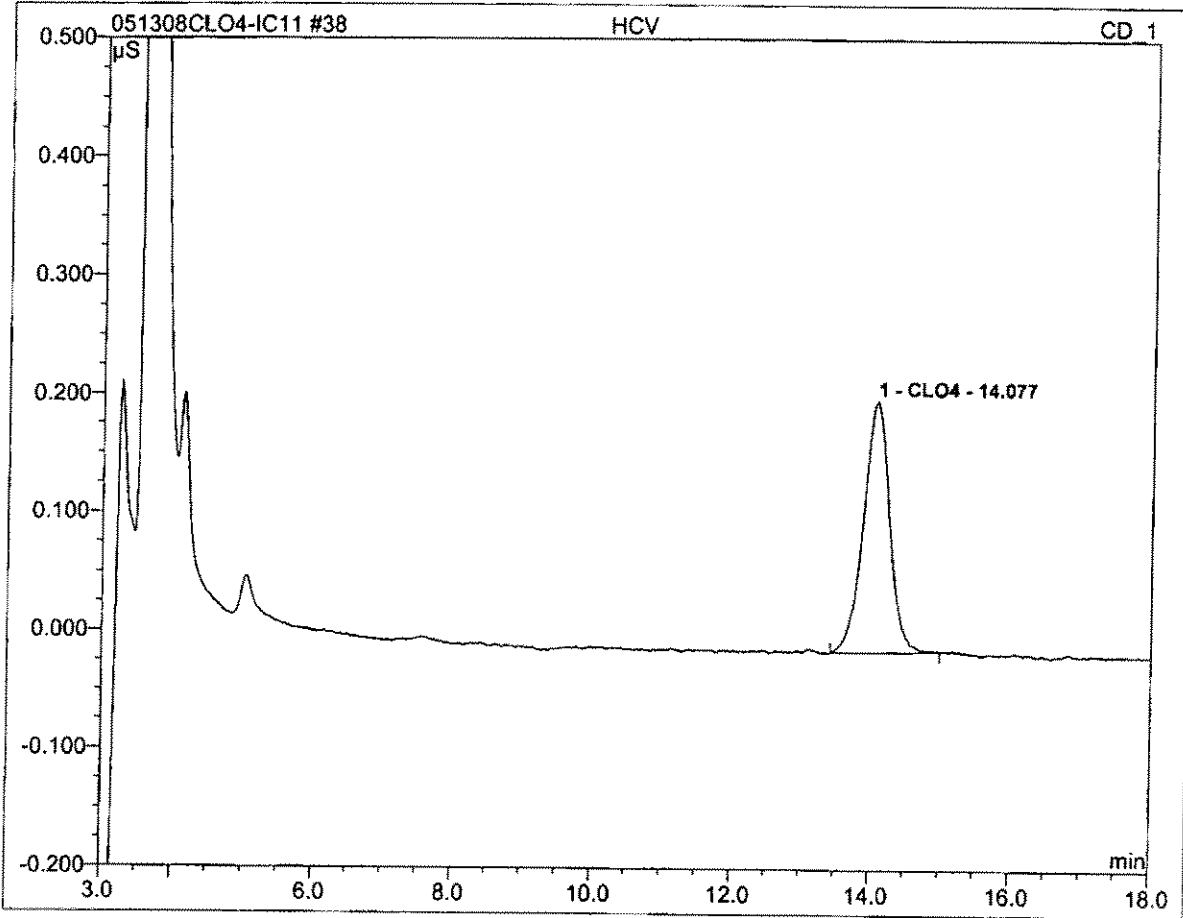
No.	Ret.Time min	Peak Name	Height μS	Area μS*min	Rel.Area %	Amount	Type
1	14.07	CLO4	0.213	0.093	100.00	100.213	BMB
Total:			0.213	0.093	100.00	100.213	

7 autocal7	
100	
Sample Name: autocal7	Injection Volume: 20.0
Vial Number: 141	Channel: CD_1
Sample Type: standard	Wavelength: n.a.
Control Program: Perchlorate-IC11	Bandwidth: n.a.
Quantif. Method: IC#4-CLO4-LOW	Dilution Factor: 1.0000
Recording Time: 5/13/2008 18:37	Sample Weight: 1.0000
Run Time (min): 20.00	Sample Amount: 1.0000



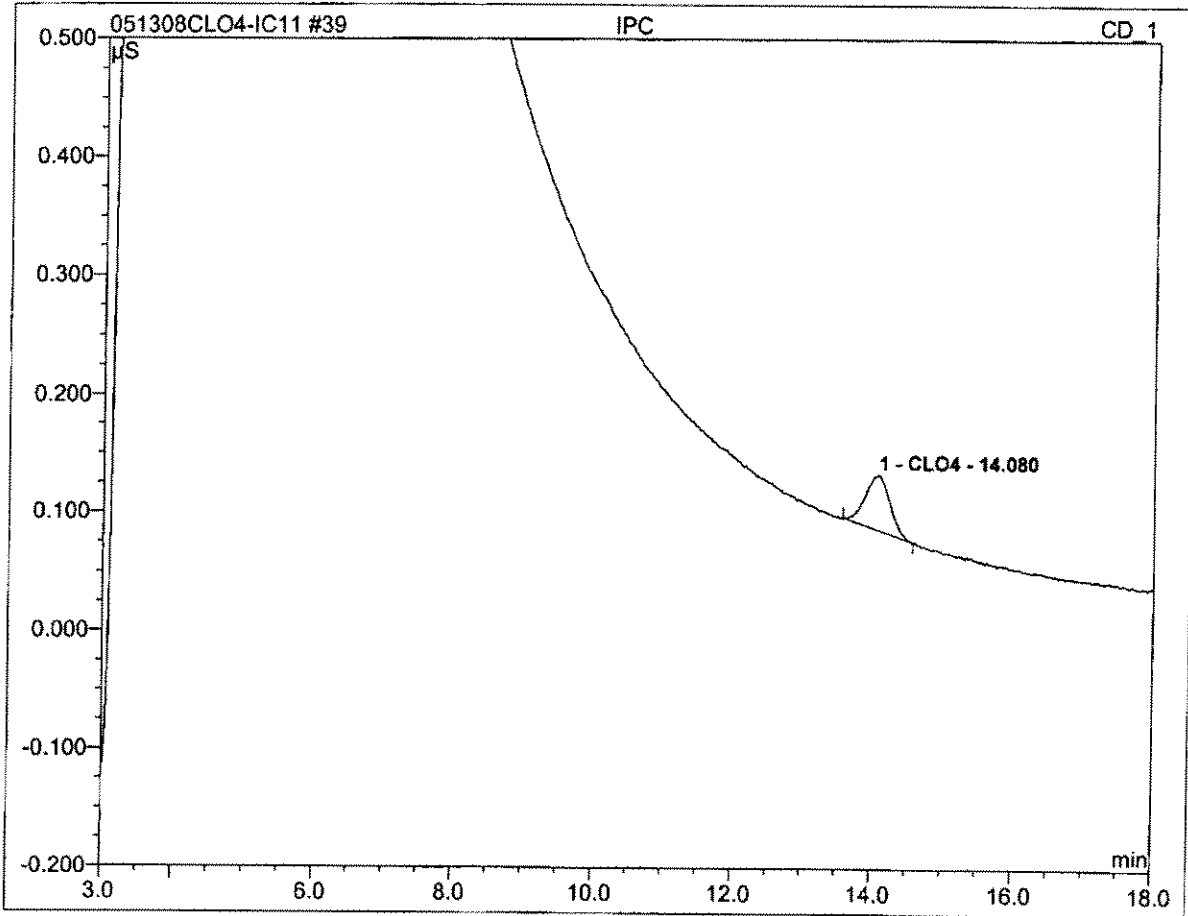
No.	Ret.Time min	Peak Name	Cal.Type	Points	Corr.Coeff. %	Offset	Slope	Curve
1	14.07	CLO4	Lin	5	99.9744	0.0000	0.0009	0.0000
Average:					99.9744	0.0000	0.0009	0.0000

38 HCV			
100			
Sample Name:	HCV	Channel:	CD_1
Sample Type:	unknown	Control Program:	Perchlorate-IC11
Recording Time:	05/14/2008 06:12	Quantif. Method:	IC#4-CLO4-LOW
Analyst:	clv	Dilution Factor:	1.0000



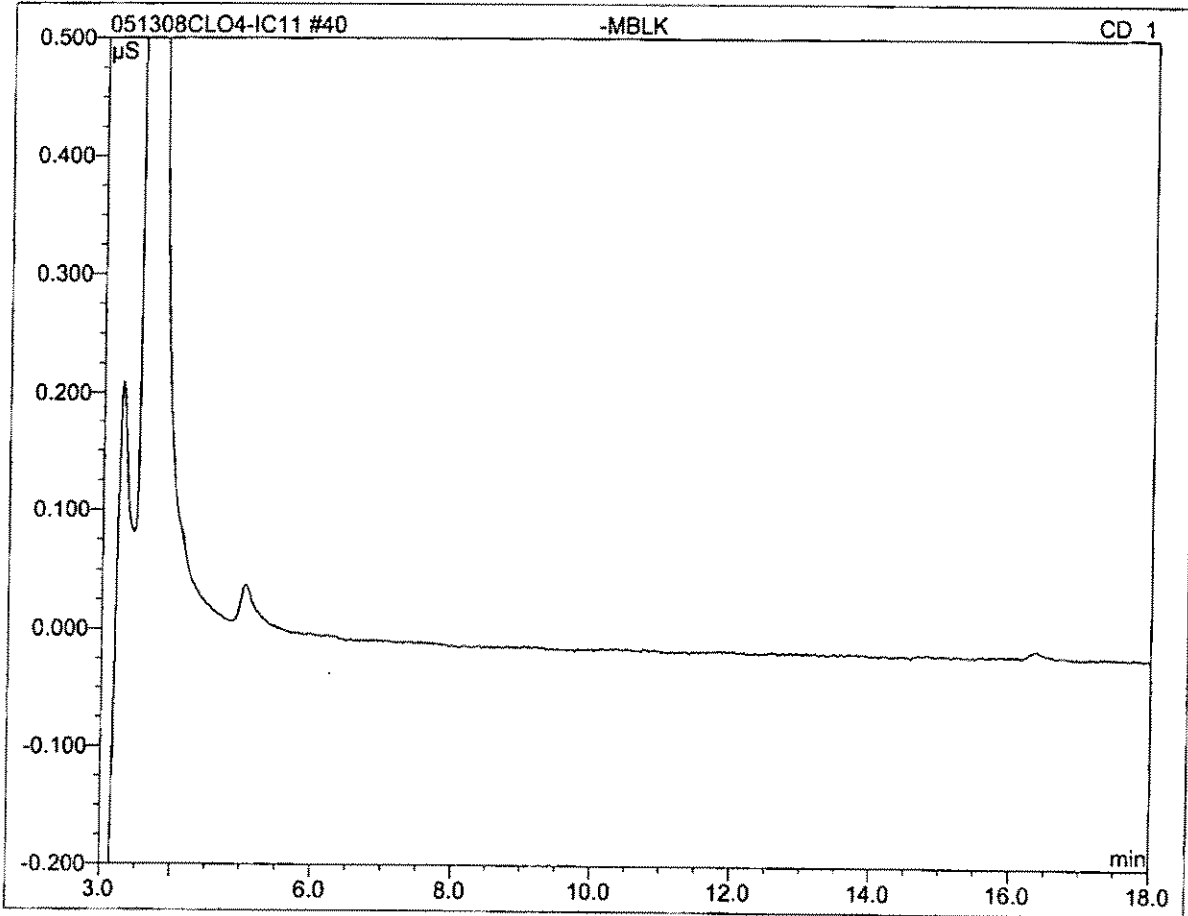
No.	Ret.Time min	Peak Name	Height μS	Area μS*min	Rel.Area %	Amount	Type
1	14.08	CLO4	0.213	0.093	100.00	99.819	BMB
Total:			0.213	0.093	100.00	99.819	

39 IPC			
25			
Sample Name:	IPC	Channel:	CD_1
Sample Type:	unknown	Control Program:	Perchlorate-IC11
Recording Time:	05/14/2008 06:34	Quantif. Method:	IC#4-CLO4-LOW
Analyst:	clv	Dilution Factor:	1.0000



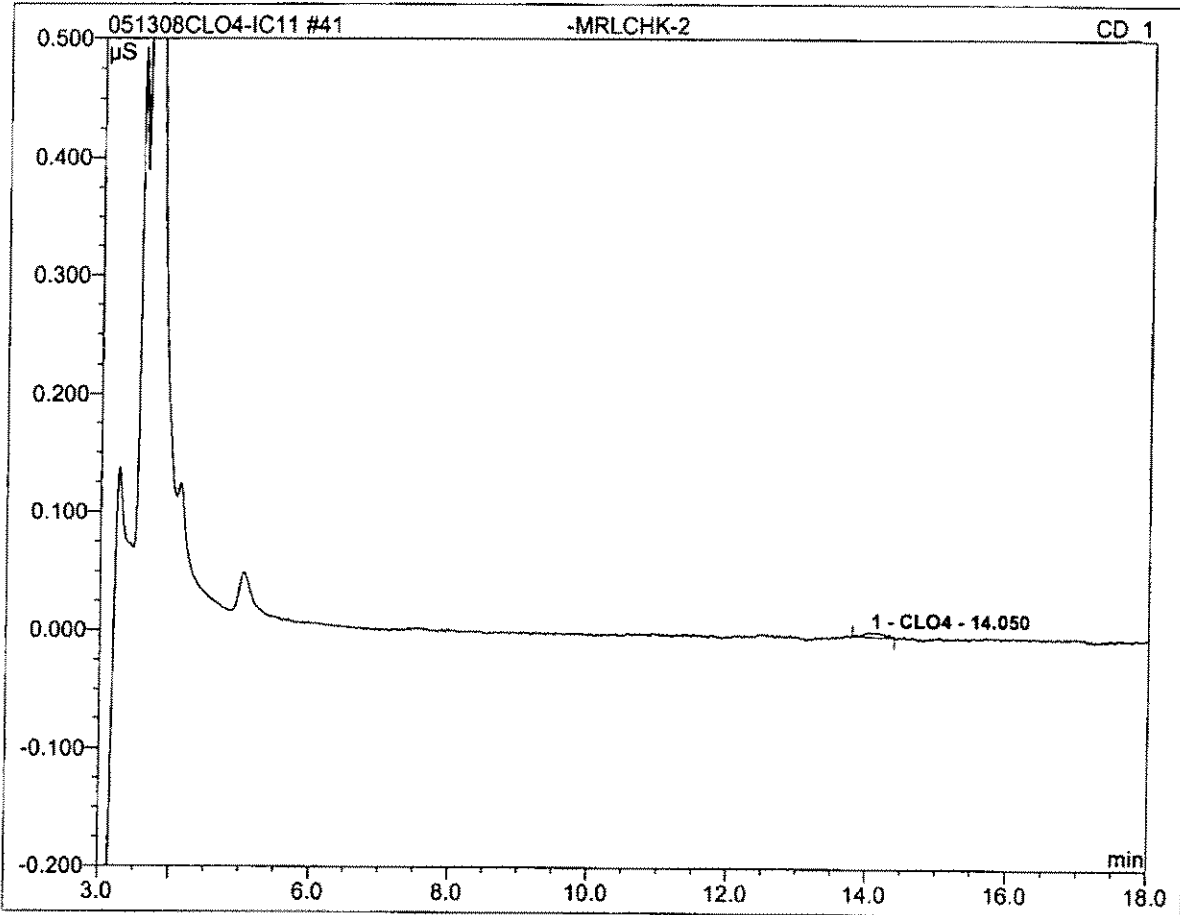
No.	Ret.Time min	Peak Name	Height µS	Area µS*min	Rel.Area %	Amount	Type
1	14.08	CLO4	0.047	0.019	100.00	20.388	BMB
Total:			0.047	0.019	100.00	20.388	

40 -MBLK			
Sample Name:	-MBLK	Channel:	CD_1
Sample Type:	unknown	Control Program:	Perchlorate-IC11
Recording Time:	05/14/2008 06:56	Quantif. Method:	IC#4-CLO4-LOW
Analyst:	clv	Dilution Factor:	1.0000



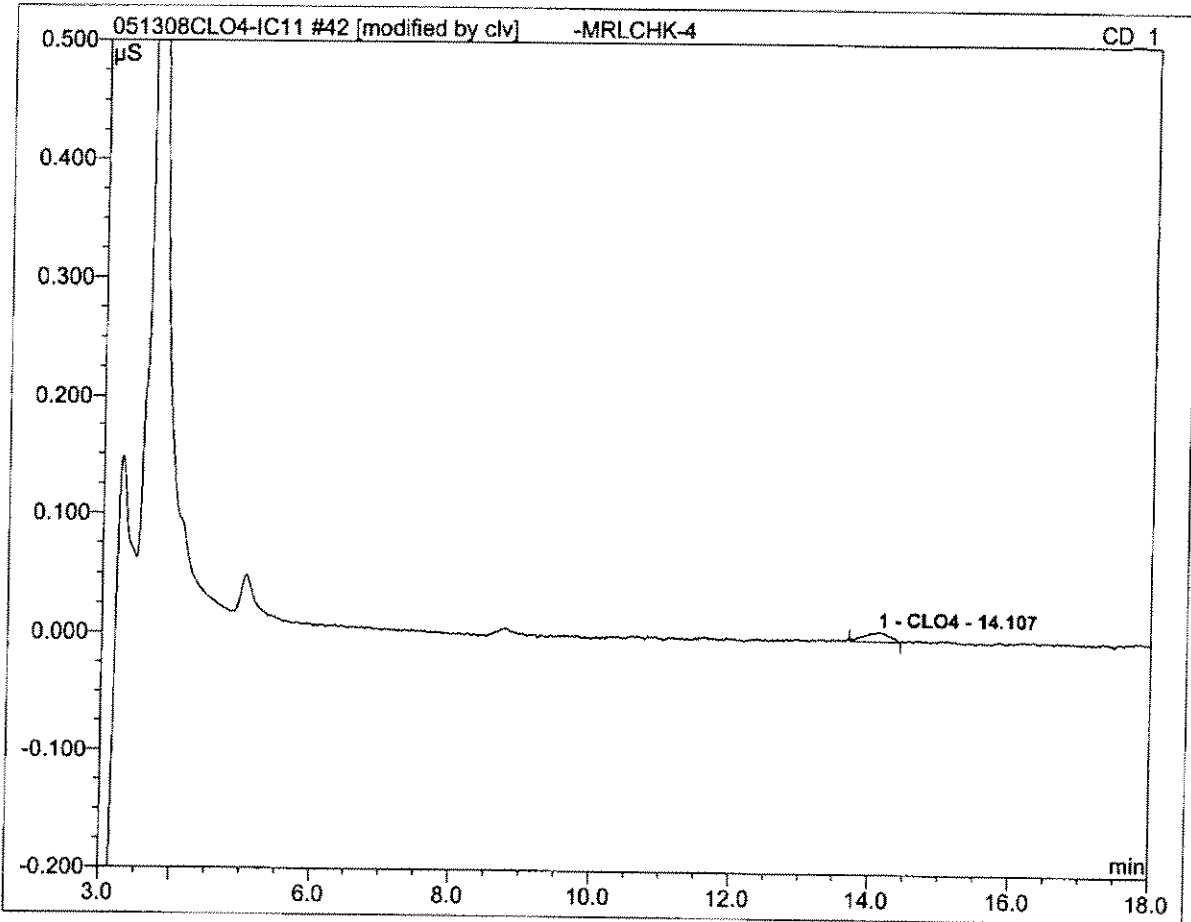
No.	Ret.Time min	Peak Name	Height µS	Area µS*min	Rel.Area %	Amount	Type
Total:			0.000	0.000	0.00	0.000	

41 -MRLCHK-2			
2			
Sample Name:	-MRLCHK-2	Channel:	CD_1
Sample Type:	unknown	Control Program:	Perchlorate-IC11
Recording Time:	05/14/2008 07:19	Quantif. Method:	IC#4-CLO4-LOW
Analyst:	clv	Dilution Factor:	1.0000



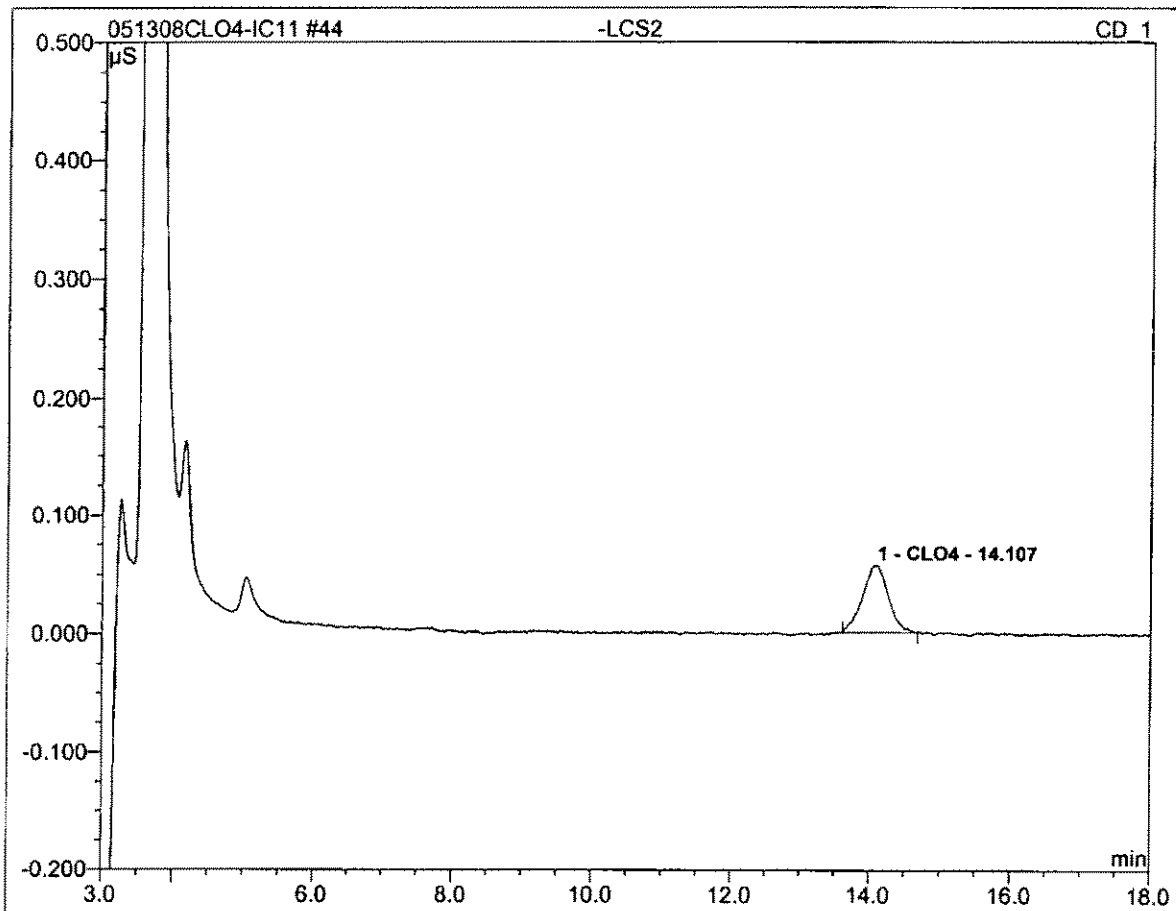
No.	Ret.Time min	Peak Name	Height μS	Area μS*min	Rel.Area %	Amount	Type
1	14.05	CLO4	0.004	0.001	100.00	1.459	BMB
Total:			0.004	0.001	100.00	1.459	

42 -MRLCHK-4			
4			
Sample Name:	-MRLCHK-4	Channel:	CD_1
Sample Type:	unknown	Control Program:	Perchlorate-IC11
Recording Time:	05/14/2008 07:41	Quantif. Method:	IC#4-CLO4-LOW
Analyst:	clv	Dilution Factor:	1.0000



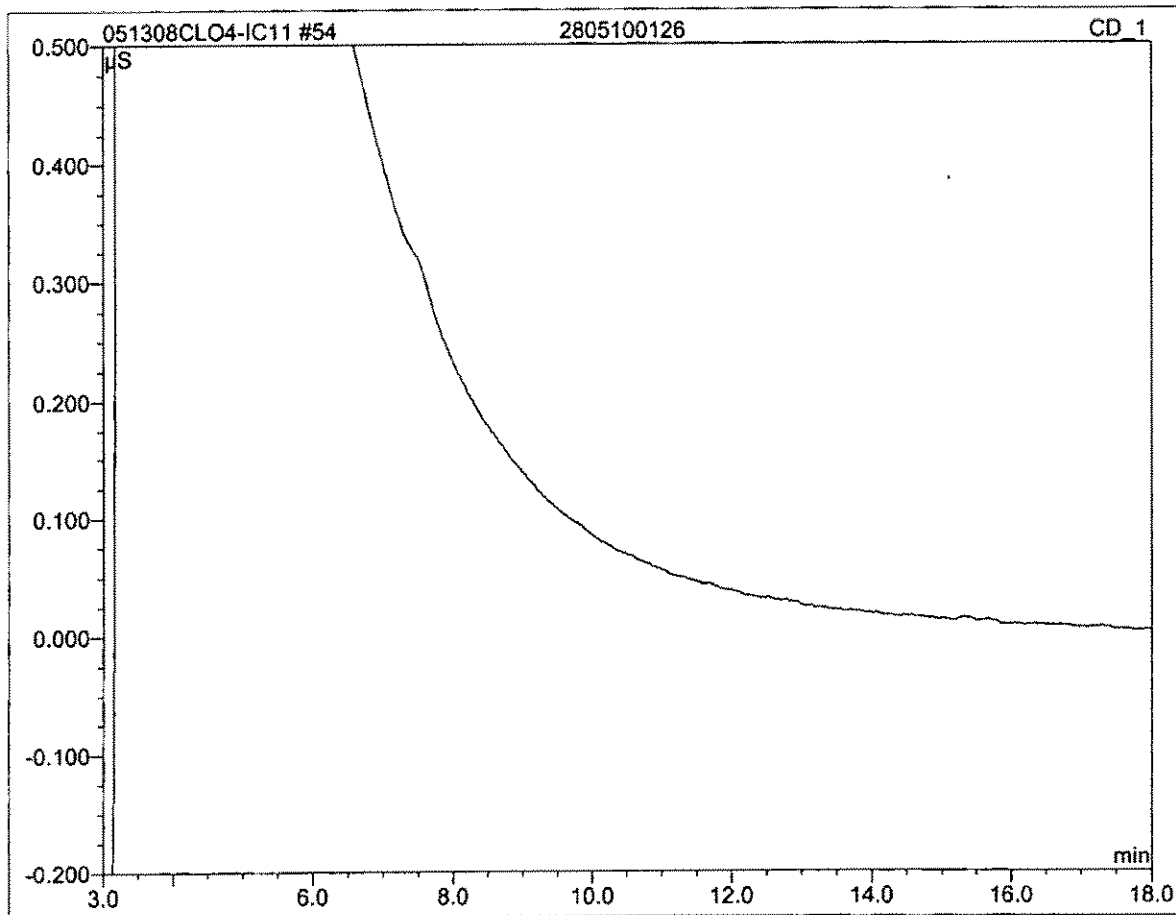
No.	Ret.Time min	Peak Name	Height μS	Area μS*min	Rel.Area %	Amount	Type
1	14.11	CLO4	0.008	0.003	100.00	3.391	BMB*
Total:			0.008	0.003	100.00	3.391	

44 -LCS2			
25			
Sample Name:	-LCS2	Channel:	CD_1
Sample Type:	unknown	Control Program:	Perchlorate-IC11
Recording Time:	05/14/2008 08:26	Quantif. Method:	IC#4-CLO4-LOW
Analyst:	clv	Dilution Factor:	1.0000



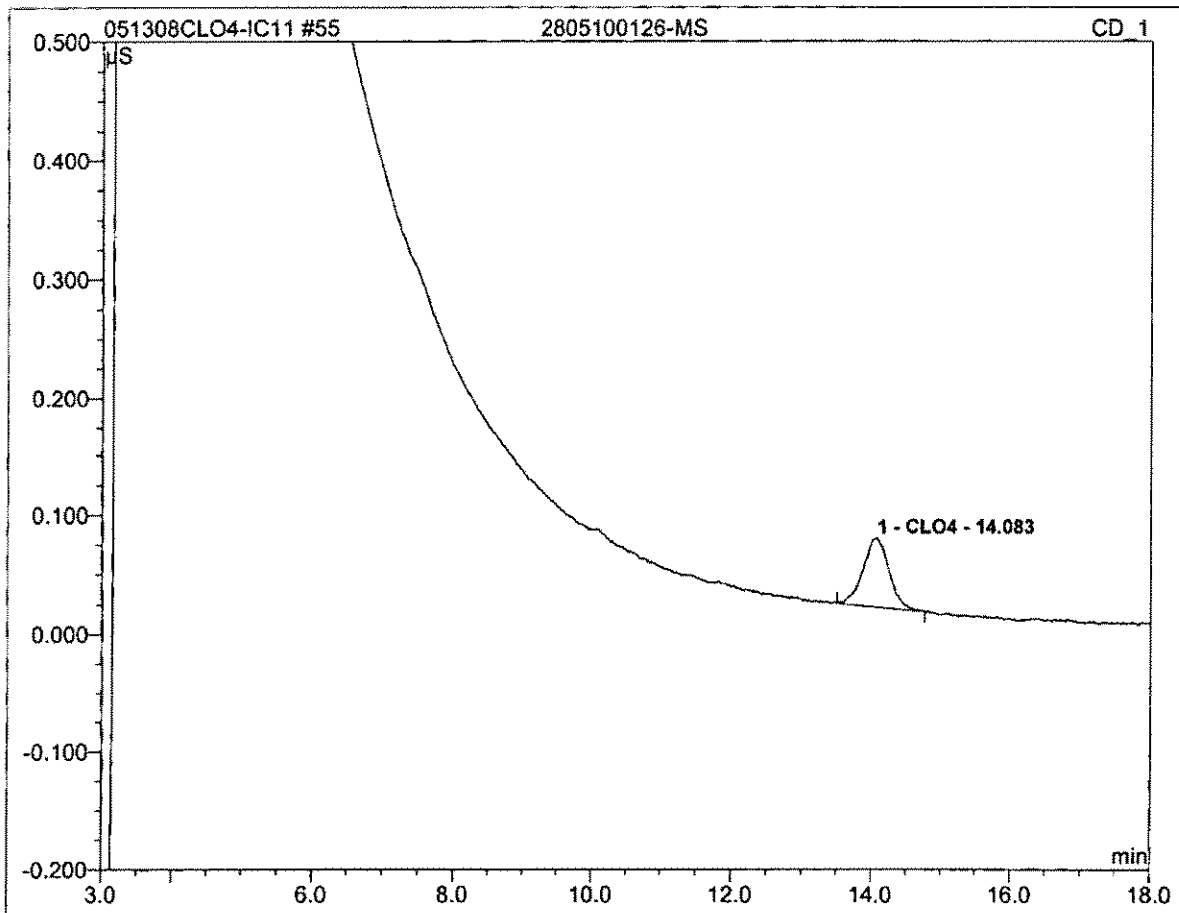
No.	Ret.Time min	Peak Name	Height μS	Area μS*min	Rel.Area %	Amount	Type
1	14.11	CLO4	0.056	0.024	100.00	25.914	BMB
Total:			0.056	0.024	100.00	25.914	

54 2805100126			
Sample Name:	2805100126	Channel:	CD_1
Sample Type:	unknown	Control Program:	Perchlorate-IC11
Recording Time:	05/14/2008 12:10	Quantif. Method:	IC#4-CLO4-LOW
Analyst:	clv	Dilution Factor:	1.0000



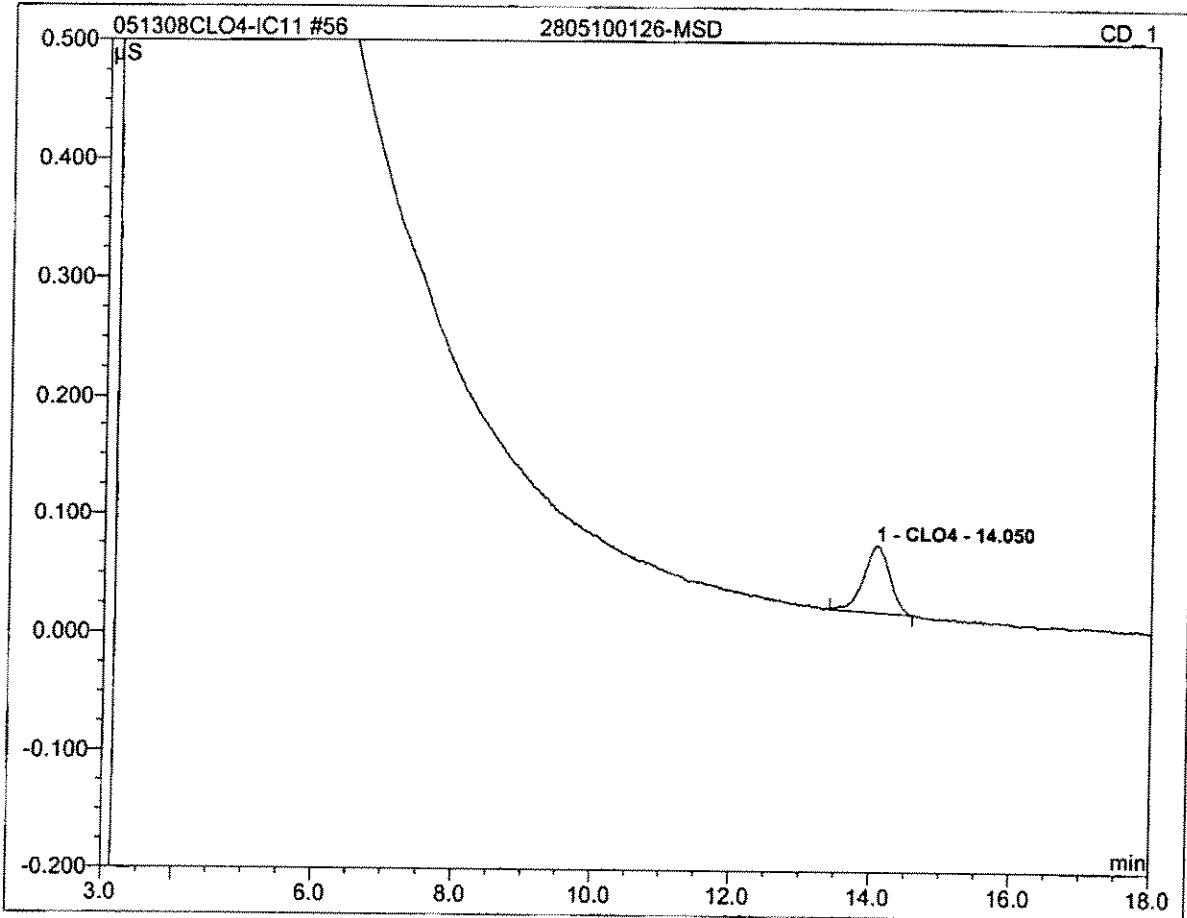
No.	Ret.Time min	Peak Name	Height μS	Area $\mu\text{S}\cdot\text{min}$	Rel.Area %	Amount	Type
Total:			0.000	0.000	0.00	0.000	

55 2805100126-MS			
25			
Sample Name:	2805100126-MS	Channel:	CD_1
Sample Type:	unknown	Control Program:	Perchlorate-IC11
Recording Time:	05/14/2008 12:32	Quantif. Method:	IC#4-CLO4-LOW
Analyst:	clv	Dilution Factor:	1.0000



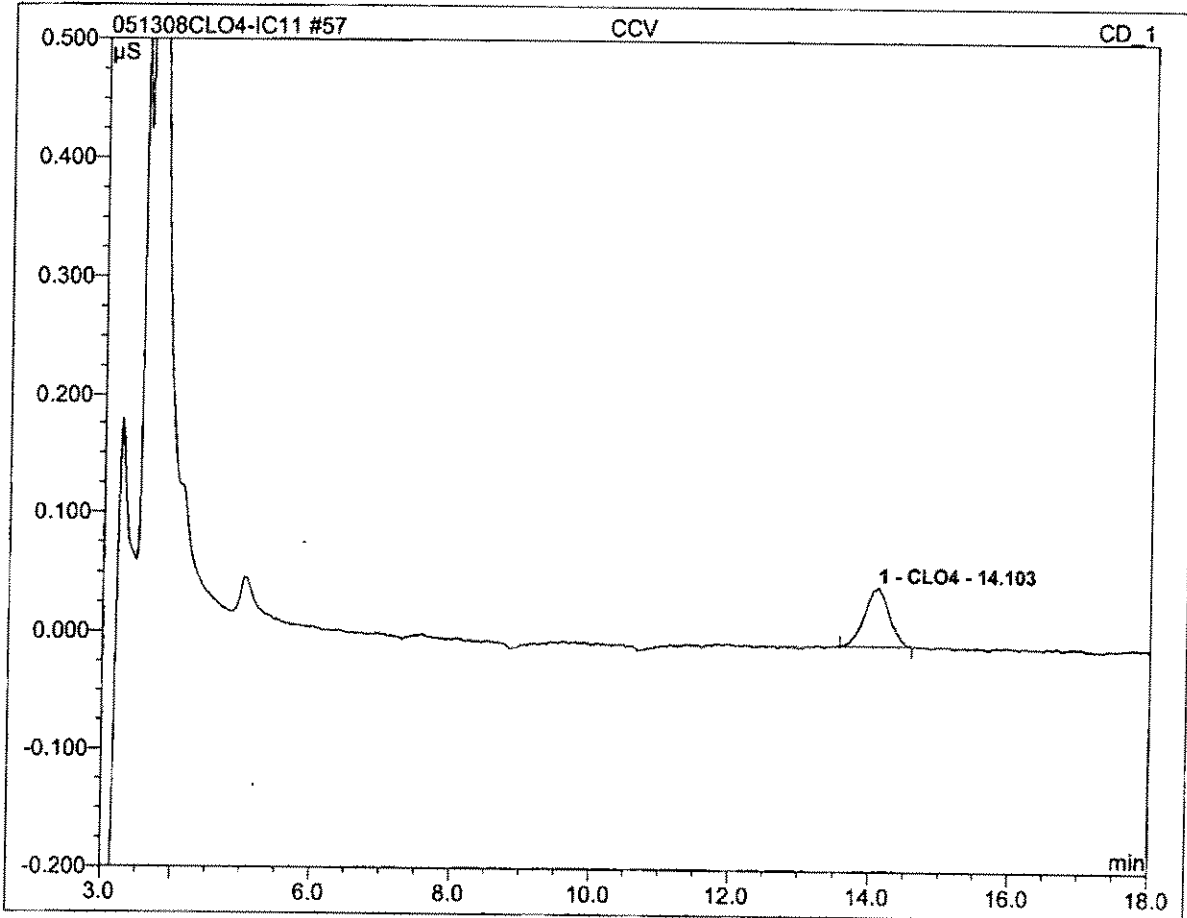
No.	Ret.Time min	Peak Name	Height µS	Area µS*min	Rel.Area %	Amount	Type
1	14.08	CLO4	0.058	0.025	100.00	27.270	BMB
Total:			0.058	0.025	100.00	27.270	

56 2805100126-MSD			
25			
Sample Name:	2805100126-MSD	Channel:	CD_1
Sample Type:	unknown	Control Program:	Perchlorate-IC11
Recording Time:	05/14/2008 12:55	Quantif. Method:	IC#4-CLO4-LOW
Analyst:	clv	Dilution Factor:	1.0000



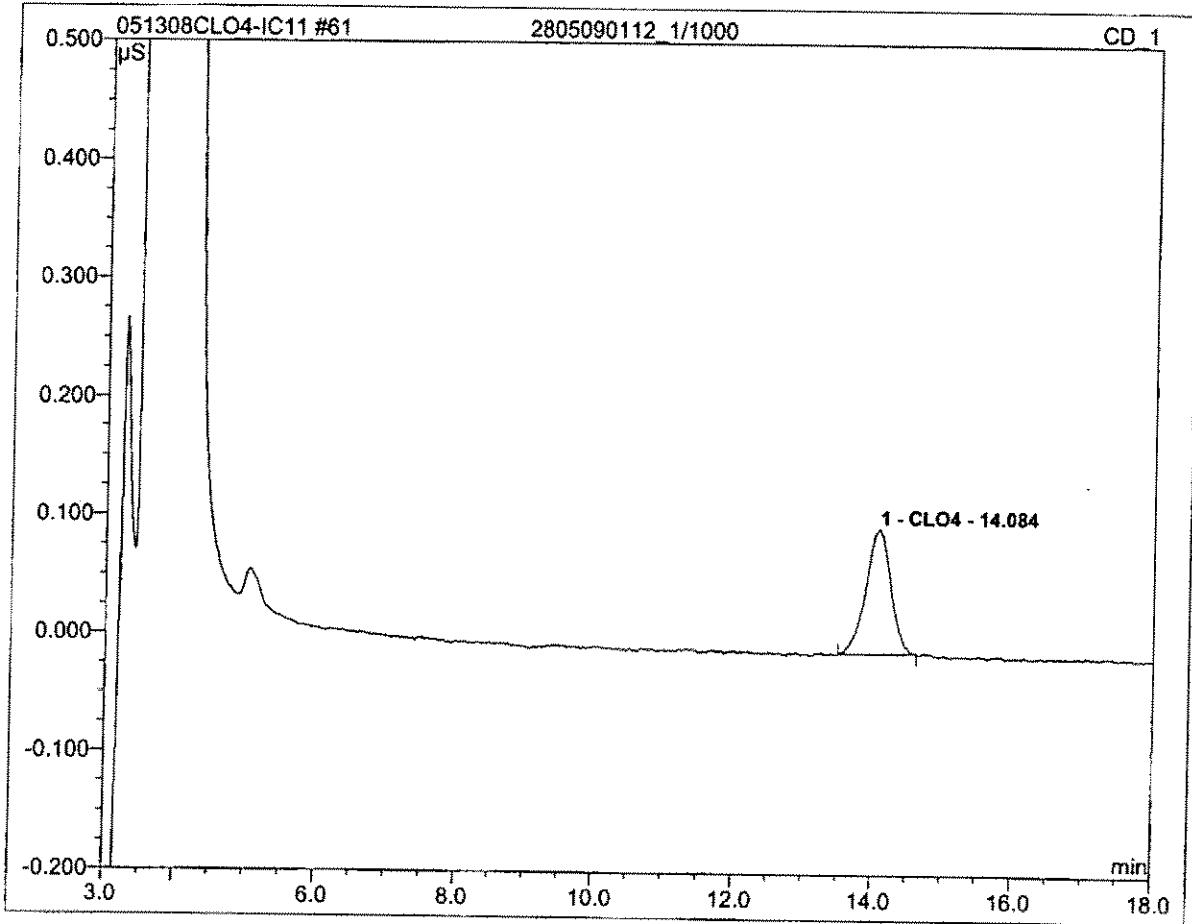
No.	Ret.Time min	Peak Name	Height µS	Area µS*min	Rel.Area %	Amount	Type
1	14.05	CLO4	0.056	0.024	100.00	26.207	BMB
Total:			0.056	0.024	100.00	26.207	

57 CCV			
25			
Sample Name:	CCV	Channel:	CD_1
Sample Type:	unknown	Control Program:	Perchlorate-IC11
Recording Time:	05/14/2008 13:17	Quantif. Method:	IC#4-CLO4-LOW
Analyst:	clv	Dilution Factor:	1.0000



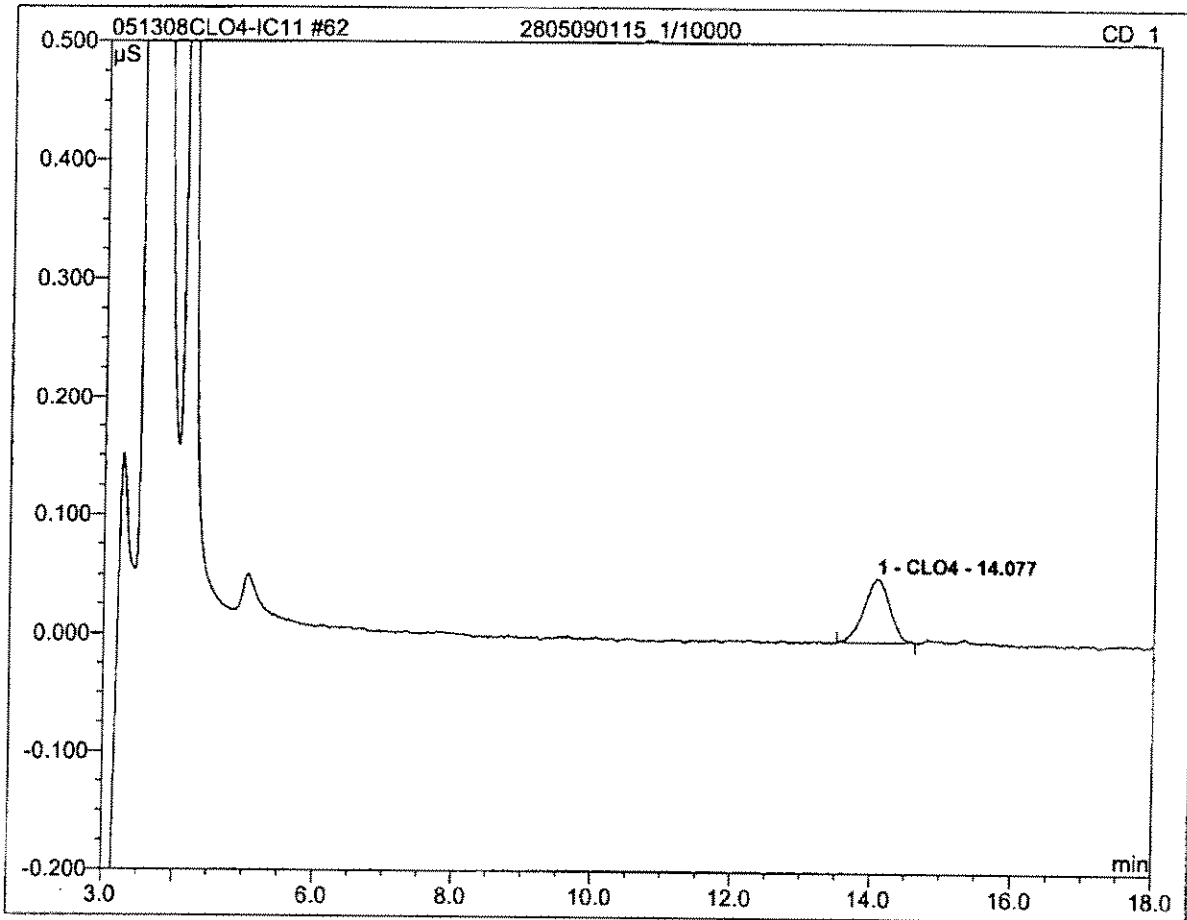
No.	Ret.Time min	Peak Name	Height µS	Area µS*min	Rel.Area %	Amount	Type
1	14.10	CLO4	0.050	0.020	100.00	21.893	BMB
Total:			0.050	0.020	100.00	21.893	

61 2805090112_1/1000			
Sample Name:	2805090112_1/1000	Channel:	CD_1
Sample Type:	unknown	Control Program:	Perchlorate-IC11
Recording Time:	05/14/2008 14:47	Quantif. Method:	IC#4-CLO4-LOW
Analyst:	clv	Dilution Factor:	1000.0000



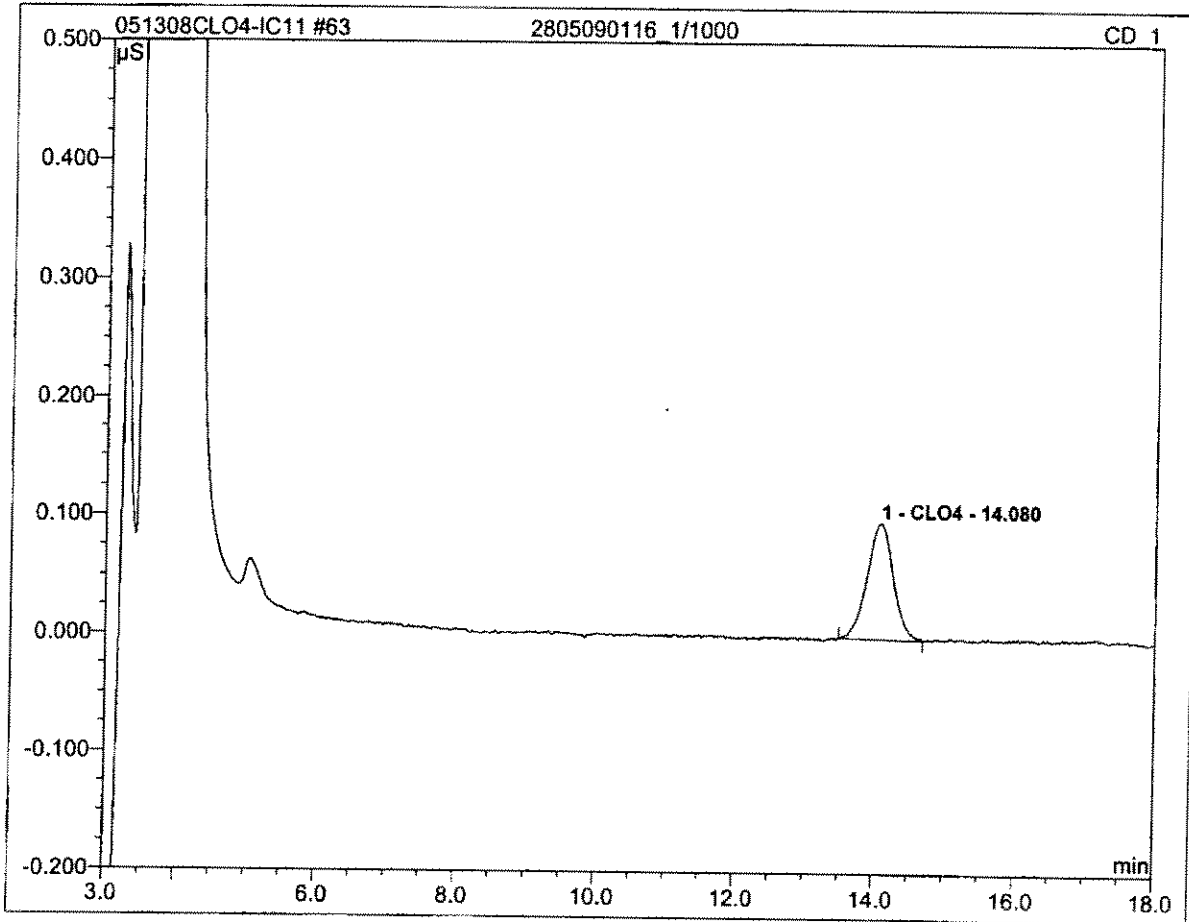
No.	Ret.Time min	Peak Name	Height µS	Area µS*min	Rel.Area %	Amount	Type
1	14.08	CLO4	0.105	0.044	100.00	47529.024	BMB
Total:			0.105	0.044	100.00	47529.024	

62 2805090115_1/10000			
Sample Name:	2805090115_1/10000	Channel:	CD_1
Sample Type:	unknown	Control Program:	Perchlorate-IC11
Recording Time:	05/14/2008 15:09	Quantif. Method:	IC#4-CLO4-LOW
Analyst:	civ	Dilution Factor:	10000.0000



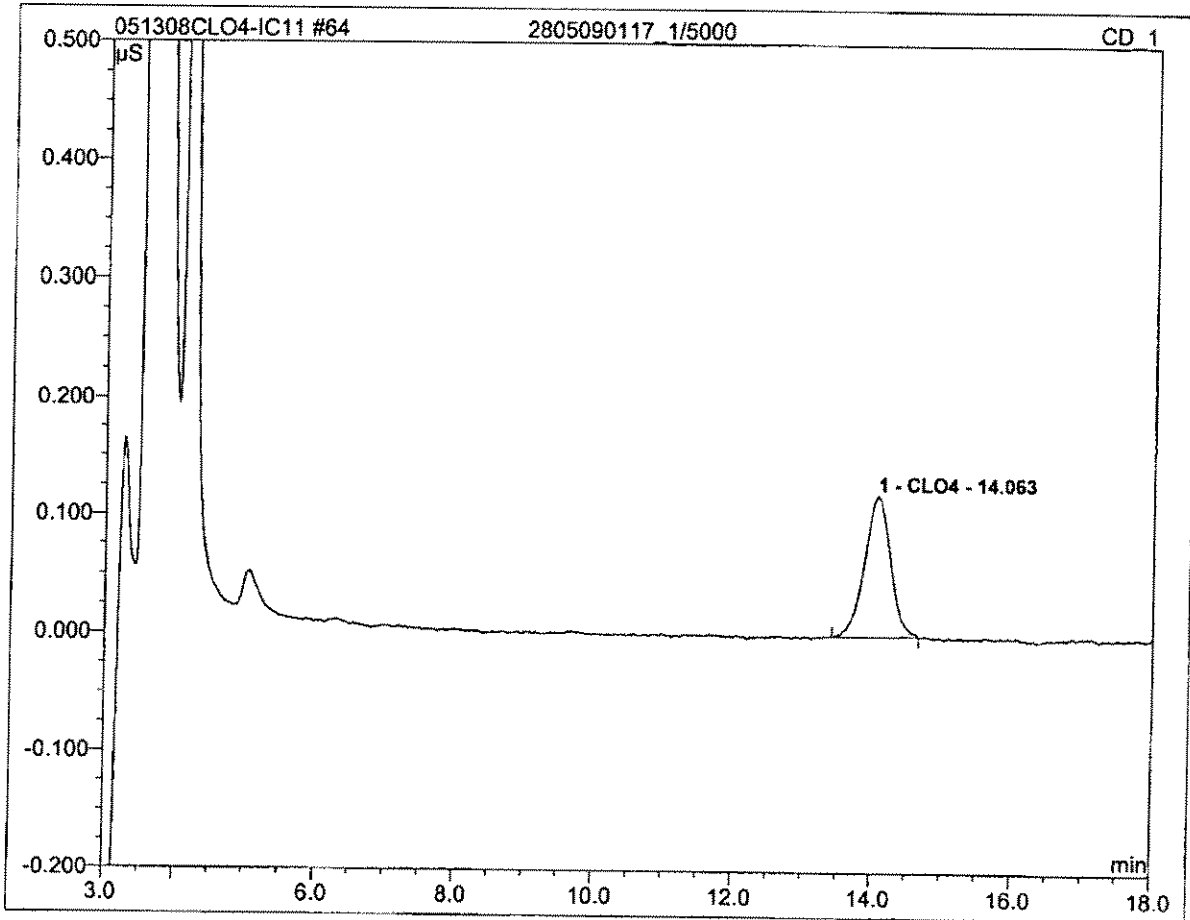
No.	Ret.Time min	Peak Name	Height µS	Area µS*min	Rel.Area %	Amount	Type
1	14.08	CLO4	0.054	0.023	100.00	249245.996	BMB
Total:			0.054	0.023	100.00	249245.996	

63 2805090116_1/1000			
Sample Name:	2805090116_1/1000	Channel:	CD_1
Sample Type:	unknown	Control Program:	Perchlorate-IC11
Recording Time:	05/14/2008 15:32	Quantif. Method:	IC#4-CLO4-LOW
Analyst:	clv	Dilution Factor:	1000.0000



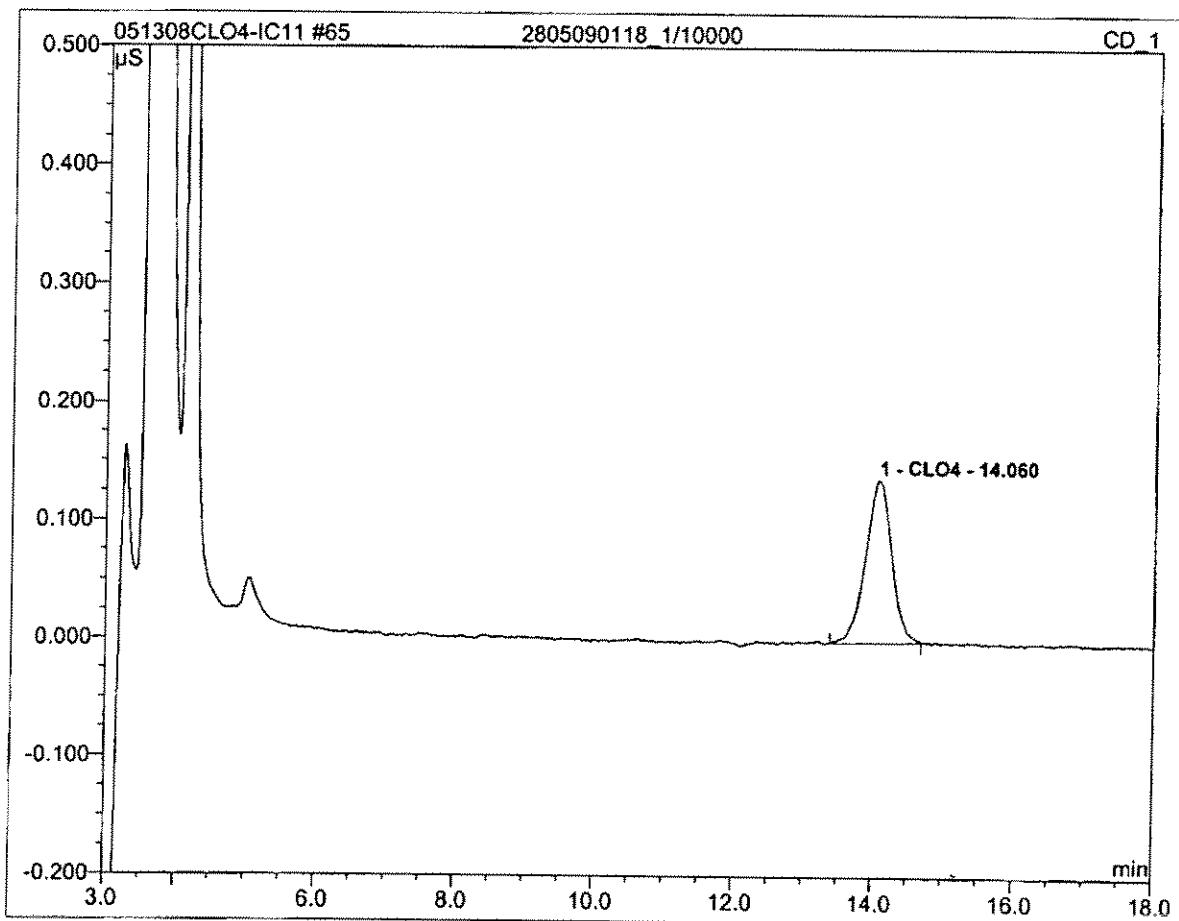
No.	Ret.Time min	Peak Name	Height μS	Area μS*min	Rel.Area %	Amount	Type
1	14.08	CLO4	0.098	0.043	100.00	45768.555	BMB
Total:			0.098	0.043	100.00	45768.555	

64 2805090117_1/5000			
Sample Name:	2805090117_1/5000	Channel:	CD_1
Sample Type:	unknown	Control Program:	Perchlorate-IC11
Recording Time:	05/14/2008 15:54	Quantif. Method:	IC#4-CLO4-LOW
Analyst:	clv	Dilution Factor:	5000.0000



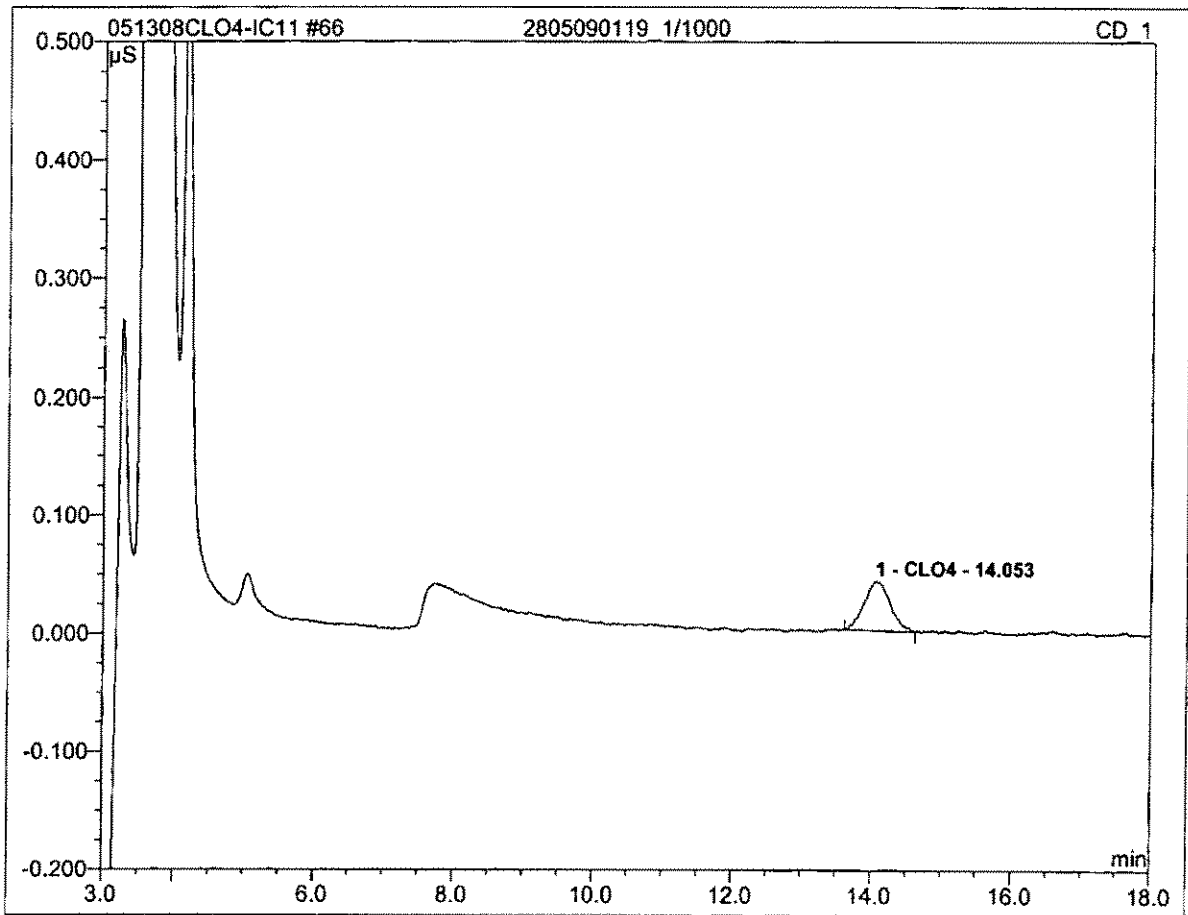
No.	Ret.Time min	Peak Name	Height µS	Area µS*min	Rel.Area %	Amount	Type
1	14.06	CLO4	0.119	0.052	100.00	279035.752	BMB
Total:			0.119	0.052	100.00	279035.752	

65 2805090118_1/10000			
Sample Name:	2805090118_1/10000	Channel:	CD_1
Sample Type:	unknown	Control Program:	Perchlorate-IC11
Recording Time:	05/14/2008 16:16	Quantif. Method:	IC#4-CLO4-LOW
Analyst:	clv	Dilution Factor:	10000.0000



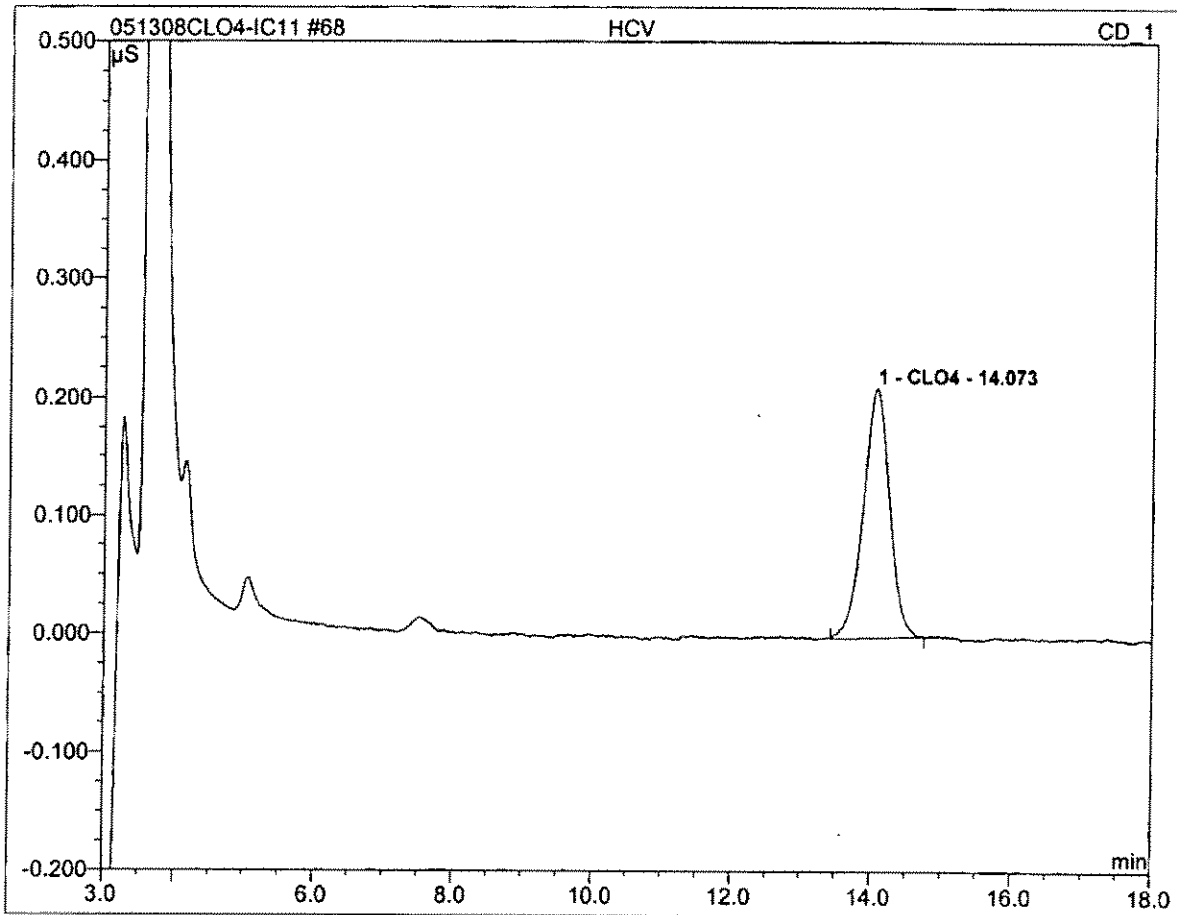
No.	Ret.Time min	Peak Name	Height µS	Area µS*min	Rel.Area %	Amount	Type
1	14.06	CLO4	0.138	0.060	100.00	649126.488	BMB
Total:			0.138	0.060	100.00	649126.488	

66 2805090119_1/1000			
Sample Name:	2805090119_1/1000	Channel:	CD_1
Sample Type:	unknown	Control Program:	Perchlorate-IC11
Recording Time:	05/14/2008 16:39	Quantif. Method:	IC#4-CLO4-LOW
Analyst:	clv	Dilution Factor:	1000.0000



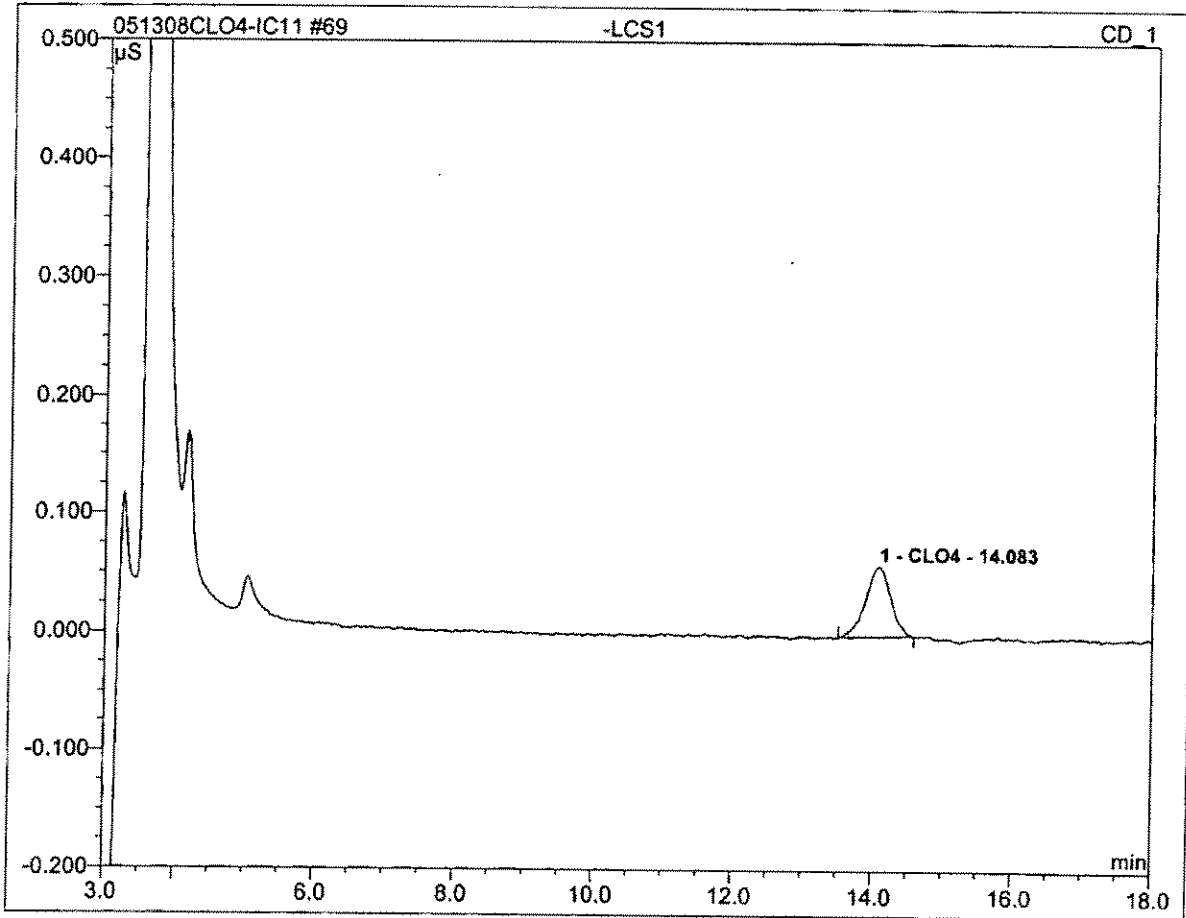
No.	Ret.Time min	Peak Name	Height µS	Area µS*min	Rel.Area %	Amount	Type
1	14.05	CLO4	0.042	0.018	100.00	19658.611	BMB
Total:			0.042	0.018	100.00	19658.611	

68 HCV			
100			
Sample Name:	HCV	Channel:	CD_1
Sample Type:	unknown	Control Program:	Perchlorate-IC11
Recording Time:	05/14/2008 17:24	Quantif. Method:	IC#4-CLO4-LOW
Analyst:	clv	Dilution Factor:	1.0000



No.	Ret.Time min	Peak Name	Height µS	Area µS*min	Rel.Area %	Amount	Type
1	14.07	CLO4	0.212	0.091	100.00	98.343	BMB
Total:			0.212	0.091	100.00	98.343	

69 -LCS1			
25			
Sample Name:	-LCS1	Channel:	CD_1
Sample Type:	unknown	Control Program:	Perchlorate-IC11
Recording Time:	05/14/2008 17:46	Quantif. Method:	IC#4-CLO4-LOW
Analyst:	clv	Dilution Factor:	1.0000



No.	Ret.Time min	Peak Name	Height μS	Area μS*min	Rel.Area %	Amount	Type
1	14.08	CLO4	0.059	0.025	100.00	26.623	BMB
Total:			0.059	0.025	100.00	26.623	

Perchlorate QC Checklist

rev: 27 Mar 03

Analysis Date: 5/30/08 Analyst: CW

QC'd by [Signature] Date 5/31/08

Instrument: 109

Calculated MCT Level: 1436 umhos/cm

Original IPC conductance: 1402 umhos/cm

Daily IPC conductance: 1400 umhos/cm

Calibration including QCS

- QCS (20ppb) recovery is within 90% - 110% (18-22ppb) to verify that the calibration curve (minimum 5 points) still holds.
- Calibration curve is reanalyzed if QCS fails. Correlation Coefficient is 0.995 or better.

Initial QC Check Samples (MBLANK, MRL, ICCSCV, IPC) to be analyzed with every batch (up to 20 samples) or part thereof

MBLANK is analyzed before samples. Perchlorate, if present, is $<$ or $=$ half of the MRL.

L-ClO4 only: ICCSCV at 2ppb is within 50%-150% (1-3ppb)

ClO4 only: MRL at 4ppb is within 75%-125% (3-5ppb)

IPC (25ppb) recovery is between 80%-120% (20-30ppb)

IPC retention time is within 5% of the retention time of the standards

IPC Conductance level is within 10% of the original

$$PDA/H = 18.9 \mu$$

$$PDA = 17.6 \mu$$

LCS/LCSD (25ppb)

Recoveries are between 90%-110% (22.5 - 27.5ppb)

One pair is analyzed per batch (up to 20 samples) or part thereof

MS/MSD (25ppb) NOTE: For UCMR, MS/MSD concentrations alternate between 4ppb and 25ppb

Recoveries are within 80%-120% (20-30ppb) for 25ppb spike MS (3.2-4.8ppb) for 4ppb spike

One pair is analyzed per batch (up to 20 samples) or part thereof

RPD between MS and MSD is within 15%.

Continuing Calibration Verification (MCV, HCV) NOTE: For UCMR ECV and MCV are required

Verification Checks alternate between mid- and high-level during the analysis (low- and mid-level for UCMR)

MCV (25ppb) recovery is between 85%-115% (21.25 - 28.75ppb)

HCV (100ppb) recovery is between 85%-115% (85-115ppb) SA ECV (4ppb) recovery is between 75%-125% (3.0-5.0)

Pretreat and include the following QC parameters for any batch or part thereof containing samples requiring pretreatment

One Laboratory Reagent Blank (LRB). Perchlorate is $<$ or $=$ half of MRL.

One pair of Laboratory Control Samples (LCS/LCSD). Recovery of perchlorate is between 85%-115%.

One Pair of Laboratory Fortified Matrices (MS/MSD). Recoveries are between 80%-120%

Samples

All samples are analyzed within 28 days of collection.

All samples are analyzed within MCT Conductance limit.

QIR

QIR needed for failed QC

QIR needed for samples analyzed outside of hold time

No.,	Sample Name,	Comment	Time,	Dil.Fac.,	Amount,
CLO4					
CD 1					
1,	CAL1,		05/29/08 22:34,	1.0,	n.a.
2,	CAL2,	2	05/29/08 22:56,	1.0,	2.2448
3,	CAL3,	4	05/29/08 23:17,	1.0,	3.8783
4,	CAL4,	10	05/29/08 23:38,	1.0,	10.0462
5,	CAL5,	25	05/30/08 00:00,	1.0,	24.6008
6,	CAL6,	50	05/30/08 00:21,	1.0,	50.2704
7,	CAL7,	100	05/30/08 00:46,	1.0,	99.9594
8,	QCS,	20	05/30/08 01:07,	1.0,	19.9975
9,	IPC,	25	05/30/08 01:29,	1.0,	23.7671
10,	MBLANK,		05/30/08 01:50,	1.0,	n.a.
11,	MRL-2,	2	05/30/08 02:11,	1.0,	2.4134
12,	MRL-4,	4	05/30/08 02:36,	1.0,	✓4.0311
13,	LCS,	25	05/30/08 02:57,	1.0,	✓24.5037
14,	LCSD,	25	05/30/08 03:19,	1.0,	✓23.9581
15,	2805080943, —		05/30/08 03:40,	1.0,	n.a.
16,	2805080943-MS,	25	05/30/08 04:02,	1.0,	✓24.3912
17,	2805080943-MSD,	25	05/30/08 04:26,	1.0,	✓24.0998
18,	2805090111, —		05/30/08 04:48,	1.0,	0.8252
19,	2805090121_1/10000, *		05/30/08 05:09,	10000.0,	✓367341.2922
20,	2805090122_1/25000, *		05/30/08 05:30,	25000.0,	✓673992.9750
21,	2805090123_1/25000, *		05/30/08 05:52,	25000.0,	✓898674.7117
22,	2805090124_1/25000, *		05/30/08 06:17,	25000.0,	✓952291.2348
23,	2805090132_1/25000, *		05/30/08 06:38,	25000.0,	✓806621.8744
24,	2805090133_1/25000, *		05/30/08 06:59,	25000.0,	✓825927.7180
25,	2805090134_1/2500, *		05/30/08 07:21,	2500.0,	✓101709.0473
26,	2805090135_1/2500, *		05/30/08 07:42,	2500.0,	✓62962.8773
27,	CCSV,	25	05/30/08 08:03,	1.0,	24.8738
28,	2805090136_1/25000, *		05/30/08 08:25,	25000.0,	✓486326.3870
29,	2805090137_1/50000, *		05/30/08 08:46,	50000.0,	✓1512951.4198
30,	2805090138_1/1000, *		05/30/08 09:11,	1000.0,	✓26757.7192
31,	2805090148,		05/30/08 09:32,	1.0,	✓n.a.
32,	2805090152_1/500,		05/30/08 09:54,	500.0,	✓16414.5962
33,	2805090155,		05/30/08 10:15,	1.0,	✓n.a.
34,	2805090157_1/5000,		05/30/08 10:36,	5000.0,	✓222523.5333
35,	2805090161,		05/30/08 11:01,	1.0,	✓n.a.
36,	2805090171_1/100 DNR		05/30/08 11:22,	100.0,	70.3417
37,	2805090173_1/100 DNR		05/30/08 11:44,	100.0,	36967.0986
38,	HCV,	100	05/30/08 12:05,	1.0,	101.2904
39,	IPC,	25	05/30/08 12:27,	1.0,	24.0968
40,	MBLANK,		05/30/08 12:51,	1.0,	n.a.
41,	MRL-2,	2	05/30/08 13:13,	1.0,	2.2006
42,	MRL-4,	4	05/30/08 13:34,	1.0,	4.3741
43,	LCS,	25	05/30/08 13:55,	1.0,	25.6232
44,	LCSD,	25	05/30/08 14:17,	1.0,	25.0332

100%
95.1%
NDS 1/2 MRL
121%
101%
98.0%
95.8%

97.6%
96.4%

99.5%

> DNR

101%
96.4%
NDS 1/2 MRL
116%
109%
102%
100%

45,	2805090174_1/4 DNR,		05/30/08 14:39,	4.0,	3.7397	DNK
46,	2805090175_1/4,		05/30/08 15:01,	4.0,	✓17.6063	
47,	2805090176_1/4 DNR,		05/30/08 15:22,	4.0,	5.9958	DNK
48,	2805090177_1/50,		05/30/08 15:44,	50.0,	✓1526.1571	
49,	2805090178_1/500,		05/30/08 16:05,	500.0,	✓19658.6676	
50,	2805090179_1/4,		05/30/08 16:26,	4.0,	✓20.6836	
51,	2805090180_1/100,		05/30/08 16:48,	100.0,	✓1916.4279	
52,	2805090181_1/250,		05/30/08 17:09,	250.0,	✓6616.2422	
53,	2805090274,		05/30/08 17:30,	1.0,	✓0.4913	
54,	2805090280,		05/30/08 17:55,	1.0,	✓0.3927	
55,	2805090280-MS,	25	05/30/08 18:16,	1.0,	23.4648	23.1/2.3 ²
56,	2805090280-MSD DNR,	MISINJECTED	05/30/08 18:38,	1.0,	12.9515	DNK
57,	2805090280-MSD,	RR	05/30/08 18:59,	1.0,	23.2262	228/91.3 ²
58,	CCSV,	25	05/30/08 19:21,	1.0,	25.3836	102 ^h
59,	2805090182_1/250,		05/30/08 19:45,	250.0,	✓12095.5291	
60,	2805090184_1/100,		05/30/08 20:07,	100.0,	✓4119.7414	
61,	2805090185_1/100,		05/30/08 20:28,	100.0,	✓4421.8170	
62,	2805090186_1/2,		05/30/08 20:49,	2.0,	✓n.a.	
63,	2805090187,		05/30/08 21:11,	1.0,	✓n.a.	
64,	2805090189,		05/30/08 21:36,	1.0,	✓n.a.	
65,	2805090120_1/250 DNR,		05/30/08 21:57,	250.0,	44451.5112	DNK
66,	2805100128_1/500 DNR,	MISINJECTED	05/30/08 22:18,	500.0,	20875.9397	
67,	2805100129_1/500,		05/30/08 22:40,	500.0,	✓35797.7148	
68,	2805100130_1/500,		05/30/08 23:01,	500.0,	✓6560.3968	
69,	HCV,	100	05/30/08 23:26,	1.0,	99.6836	99.7 ²

WB. MM 5/31/08

CONDUCTIVITY MW SOP REVISION 5
SM25108

Analysis Date: 5/13/08
Analyst: On
Reviewed By: _____
LIMS Check By: _____

Time of Analysis Start: 1250 End: _____

MRL 2umhos/cm: R# _____ exp of solution: _____
KCl Std 1412 R# 201819 exp of solution 9/08
TV = 1412 umho/cm @ 25°C for 0.0100M
Reading: 1400
Instrument: YSI Model 3200 SN:01A0504 Year Acquired 2001 New

IPC = 3110

Was QC Criteria Met: Y N
Was QIR Needed: Y N

Run #	Sample Number	Sample ID	Client	Date Collected	Temp °C	pH	Scale (umho/mmho)	Result		Comments
								Instrument	Reported (umho/cm)	
	Blk Blank				~	7	ms		0.620	
	STD MRL 2umhos/cm									1-3 ±50% of TV
	STD KCl - 1000 mhos/cm								995	850-1050 ±5% of TV
1	2805080943							510		
2	2805090111							480		
3	0121		KM					6200		
4	0122							9100		
5	0123							9700		
6	0124							15100		
7	0132							14300		
8	0133							15100		
9	0134							6200		
10	0135							6000		
DUP	↓							6000		RPD < 5%
11	0136							12100		
12	0137							17000		
13	0138							4100		
14	0148							410		
15	0152		KM					16400		
16	0155							480		
17	0157		KM					14100		
18	0161							780		
19	0171		KM					5000		
20	0173							5200		
DUP	↓							5200		RPD < 5%
	STD KCl - 10 mhos/cm									8-12—RPD < 20% of TV

$$\% \text{ RPD} = \frac{|S1 - S2|}{(S1 + S2)/2} * 100$$

S1 = reading of 1st sample
S2 = reading of 2nd sample

Title: Temporary sequence for manual data acquisition

Datasource: IC-SERVER-4
 Location: ICS3000\IC#9\2008\MAY
 Timebase: ICS3000
 #Samples: 69

Created: 5/29/2008 22:33:57 by dionex
 Last Update: 5/31/2008 06:02:22 by dionex

No.	Name	Sample ID	Dil. Factor	Comment	Type	Program	Method
1	CAL1	0	1.0000		Standard	Dionex CLO4 Test	CLO4-IC3000
2	CAL2	R201449 EXP 07/28/09	1.0000	2	Standard	Dionex CLO4 Test	CLO4-IC3000
3	CAL3	4	1.0000	4	Standard	Dionex CLO4 Test	CLO4-IC3000
4	CAL4	10	1.0000	10	Standard	Dionex CLO4 Test	CLO4-IC3000
5	CAL5	25	1.0000	25	Standard	Dionex CLO4 Test	CLO4-IC3000
6	CAL6	50	1.0000	50	Standard	Dionex CLO4 Test	CLO4-IC3000
7	CAL7	100	1.0000	100	Standard	Dionex CLO4 Test	CLO4-IC3000
8	QCS	R201789 EXP 07/10/09	1.0000	20	Unknown	Dionex CLO4 Test	CLO4-IC3000
9	IPC	25	1.0000	25	Unknown	Dionex CLO4 Test	CLO4-IC3000
10	MBLANK		1.0000		Unknown	Dionex CLO4 Test	CLO4-IC3000
11	MRL-2	2	1.0000	2	Unknown	Dionex CLO4 Test	CLO4-IC3000
12	MRL-4	4	1.0000	4	Unknown	Dionex CLO4 Test	CLO4-IC3000
13	LCS	25	1.0000	25	Unknown	Dionex CLO4 Test	CLO4-IC3000
14	LCSD	25	1.0000	25	Unknown	Dionex CLO4 Test	CLO4-IC3000
15	2805080943		1.0000		Unknown	Dionex CLO4 Test	CLO4-IC3000
16	2805080943-MS	25	1.0000	25	Unknown	Dionex CLO4 Test	CLO4-IC3000
17	2805080943-MSD	25	1.0000	25	Unknown	Dionex CLO4 Test	CLO4-IC3000
18	2805090111		1.0000		Unknown	Dionex CLO4 Test	CLO4-IC3000
19	2805090121_1/10000		10000.0000		Unknown	Dionex CLO4 Test	CLO4-IC3000
20	2805090122_1/25000		25000.0000		Unknown	Dionex CLO4 Test	CLO4-IC3000
21	2805090123_1/25000		25000.0000		Unknown	Dionex CLO4 Test	CLO4-IC3000
22	2805090124_1/25000		25000.0000		Unknown	Dionex CLO4 Test	CLO4-IC3000
23	2805090132_1/25000		25000.0000		Unknown	Dionex CLO4 Test	CLO4-IC3000
24	2805090133_1/25000		25000.0000		Unknown	Dionex CLO4 Test	CLO4-IC3000
25	2805090134_1/2500		2500.0000		Unknown	Dionex CLO4 Test	CLO4-IC3000
26	2805090135_1/2500		2500.0000		Unknown	Dionex CLO4 Test	CLO4-IC3000
27	CCSV	25	1.0000	25	Unknown	Dionex CLO4 Test	CLO4-IC3000
28	2805090136_1/25000		25000.0000		Unknown	Dionex CLO4 Test	CLO4-IC3000
29	2805090137_1/50000		50000.0000		Unknown	Dionex CLO4 Test	CLO4-IC3000
30	2805090138_1/1000		1000.0000		Unknown	Dionex CLO4 Test	CLO4-IC3000
31	2805090148		1.0000		Unknown	Dionex CLO4 Test	CLO4-IC3000
32	2805090152_1/500		500.0000		Unknown	Dionex CLO4 Test	CLO4-IC3000
33	2805090155		1.0000		Unknown	Dionex CLO4 Test	CLO4-IC3000
34	2805090157_1/5000		5000.0000		Unknown	Dionex CLO4 Test	CLO4-IC3000
35	2805090161		1.0000		Unknown	Dionex CLO4 Test	CLO4-IC3000
36	2805090171_1/100 DNR		100.0000		Unknown	Dionex CLO4 Test	CLO4-IC3000
37	2805090173_1/100 DNR		100.0000		Unknown	Dionex CLO4 Test	CLO4-IC3000
38	HCV	100	1.0000	100	Unknown	Dionex CLO4 Test	CLO4-IC3000
39	IPC	25	1.0000	25	Unknown	Dionex CLO4 Test	CLO4-IC3000
40	MBLANK		1.0000		Unknown	Dionex CLO4 Test	CLO4-IC3000
41	MRL-2	2	1.0000	2	Unknown	Dionex CLO4 Test	CLO4-IC3000
42	MRL-4	4	1.0000	4	Unknown	Dionex CLO4 Test	CLO4-IC3000
43	LCS	25	1.0000	25	Unknown	Dionex CLO4 Test	CLO4-IC3000
44	LCSD	25	1.0000	25	Unknown	Dionex CLO4 Test	CLO4-IC3000
45	2805090174_1/4 DNR		4.0000		Unknown	Dionex CLO4 Test	CLO4-IC3000
46	2805090175_1/4		4.0000		Unknown	Dionex CLO4 Test	CLO4-IC3000
47	2805090176_1/4 DNR		4.0000		Unknown	Dionex CLO4 Test	CLO4-IC3000
48	2805090177_1/50		50.0000		Unknown	Dionex CLO4 Test	CLO4-IC3000
49	2805090178_1/500		500.0000		Unknown	Dionex CLO4 Test	CLO4-IC3000

Sequence: 053008-CLO4-SYSTEM#9clob4
Operator: dionex

Title: Temporary sequence for manual data acquisition
Datasource: IC-SERVER-4
Location: ICS3000\IC#9\2008\MAY
Timebase: ICS3000
#Samples: 69

Created: 5/29/2008 22:33:57 by dionex
Last Update: 5/31/2008 06:02:22 by dionex

No.	Name	Sample ID	Dil. Factor	Comment	Type	Program	Method
50	2805090179_1/4		4.0000		Unknown	Dionex CLO4 Test	CLO4-IC3000
51	2805090180_1/100		100.0000		Unknown	Dionex CLO4 Test	CLO4-IC3000
52	2805090181_1/250		250.0000		Unknown	Dionex CLO4 Test	CLO4-IC3000
53	2805090274		1.0000		Unknown	Dionex CLO4 Test	CLO4-IC3000
54	2805090280		1.0000		Unknown	Dionex CLO4 Test	CLO4-IC3000
55	2805090280-MS	25	1.0000	25	Unknown	Dionex CLO4 Test	CLO4-IC3000
56	2805090280-MSD DNR	25	1.0000	MISINJECTED	Unknown	Dionex CLO4 Test	CLO4-IC3000
57	2805090280-MSD	25	1.0000	RR	Unknown	Dionex CLO4 Test	CLO4-IC3000
58	CCSV	25	1.0000	25	Unknown	Dionex CLO4 Test	CLO4-IC3000
59	2805090182_1/250		1.0000		Unknown	Dionex CLO4 Test	CLO4-IC3000
60	2805090184_1/100		1.0000		Unknown	Dionex CLO4 Test	CLO4-IC3000
61	2805090185_1/100		1.0000		Unknown	Dionex CLO4 Test	CLO4-IC3000
62	2805090186_1/2		1.0000		Unknown	Dionex CLO4 Test	CLO4-IC3000
63	2805090187		1.0000		Unknown	Dionex CLO4 Test	CLO4-IC3000
64	2805090189		1.0000		Unknown	Dionex CLO4 Test	CLO4-IC3000
65	2805090120_1/250 DNR		250.0000		Unknown	Dionex CLO4 Test	CLO4-IC3000
66	2805100128_1/500 DNR		500.0000	MISINJECTED	Unknown	Dionex CLO4 Test	CLO4-IC3000
67	2805100129_1/500		500.0000		Unknown	Dionex CLO4 Test	CLO4-IC3000
68	2805100130_1/500		500.0000		Unknown	Dionex CLO4 Test	CLO4-IC3000
69	HCV	100	1.0000	100	Unknown	Dionex CLO4 Test	CLO4-IC3000

Sequence: 053008-CLO4-SYSTEM#9c1o4
Operator: dionex

Page 2 of 4
Printed: 5/31/2008 06:16:52

Title: Temporary sequence for manual data acquisition

Datasource: IC-SERVER-4
Location: ICS3000\IC#9\2008\MAY
Timebase: ICS3000
#Samples: 69

Created: 5/29/2008 22:33:57 by dionex
Last Update: 5/31/2008 06:02:22 by dionex

No.	Name	Status	Inj. Date/Time	*Analyst
1	CAL1	Finished	5/29/2008 22:34:48	CLV
2	CAL2	Finished	5/29/2008 22:56:12	CLV
3	CAL3	Finished	5/29/2008 23:17:35	CLV
4	CAL4	Finished	5/29/2008 23:38:59	CLV
5	CAL5	Finished	5/30/2008 00:00:22	CLV
6	CAL6	Finished	5/30/2008 00:21:46	CLV
7	CAL7	Finished	5/30/2008 00:46:23	CLV
8	QCS	Finished	5/30/2008 01:07:47	CLV
9	IPC	Finished	5/30/2008 01:29:11	CLV
10	MBLANK	Finished	5/30/2008 01:50:34	CLV
11	MRL-2	Finished	5/30/2008 02:11:58	CLV
12	MRL-4	Finished	5/30/2008 02:36:36	CLV
13	LCS	Finished	5/30/2008 02:57:59	CLV
14	LCSD	Finished	5/30/2008 03:19:23	CLV
15	2805080943	Finished	5/30/2008 03:40:46	CLV
16	2805080943-MS	Finished	5/30/2008 04:02:10	CLV
17	2805080943-MSD	Finished	5/30/2008 04:26:48	CLV
18	2805090111	Finished	5/30/2008 04:48:11	CLV
19	2805090121_1/10000	Finished	5/30/2008 05:09:35	CLV
20	2805090122_1/25000	Finished	5/30/2008 05:30:59	CLV
21	2805090123_1/25000	Finished	5/30/2008 05:52:22	CLV
22	2805090124_1/25000	Finished	5/30/2008 06:17:00	CLV
23	2805090132_1/25000	Finished	5/30/2008 06:38:23	CLV
24	2805090133_1/25000	Finished	5/30/2008 06:59:47	CLV
25	2805090134_1/2500	Finished	5/30/2008 07:21:11	CLV
26	2805090135_1/2500	Finished	5/30/2008 07:42:34	CLV
27	CCSV	Finished	5/30/2008 08:03:58	CLV
28	2805090136_1/25000	Finished	5/30/2008 08:25:21	CLV
29	2805090137_1/50000	Finished	5/30/2008 08:46:45	CLV
30	2805090138_1/1000	Finished	5/30/2008 09:11:22	CLV
31	2805090148	Finished	5/30/2008 09:32:46	CLV
32	2805090152_1/500	Finished	5/30/2008 09:54:09	CLV
33	2805090155	Finished	5/30/2008 10:15:33	CLV
34	2805090157_1/5000	Finished	5/30/2008 10:36:57	CLV
35	2805090161	Finished	5/30/2008 11:01:35	CLV
36	2805090171_1/100 DNR	Finished	5/30/2008 11:22:59	CLV
37	2805090173_1/100 DNR	Finished	5/30/2008 11:44:22	CLV
38	HCV	Finished	5/30/2008 12:05:47	CLV
39	IPC	Finished	5/30/2008 12:27:10	CLV
40	MBLANK	Finished	5/30/2008 12:51:48	CLV
41	MRL-2	Finished	5/30/2008 13:13:11	CLV
42	MRL-4	Finished	5/30/2008 13:34:35	CLV
43	LCS	Finished	5/30/2008 13:55:59	CLV
44	LCSD	Finished	5/30/2008 14:17:22	CLV
45	2805090174_1/4 DNR	Finished	5/30/2008 14:39:49	CLV
46	2805090175_1/4	Finished	5/30/2008 15:01:13	CLV
47	2805090176_1/4 DNR	Finished	5/30/2008 15:22:36	CLV
48	2805090177_1/50	Finished	5/30/2008 15:44:00	CLV
49	2805090178_1/500	Finished	5/30/2008 16:05:24	CLV

Sequence: 053008-CLO4-SYSTEM#9clob4
Operator: dionex

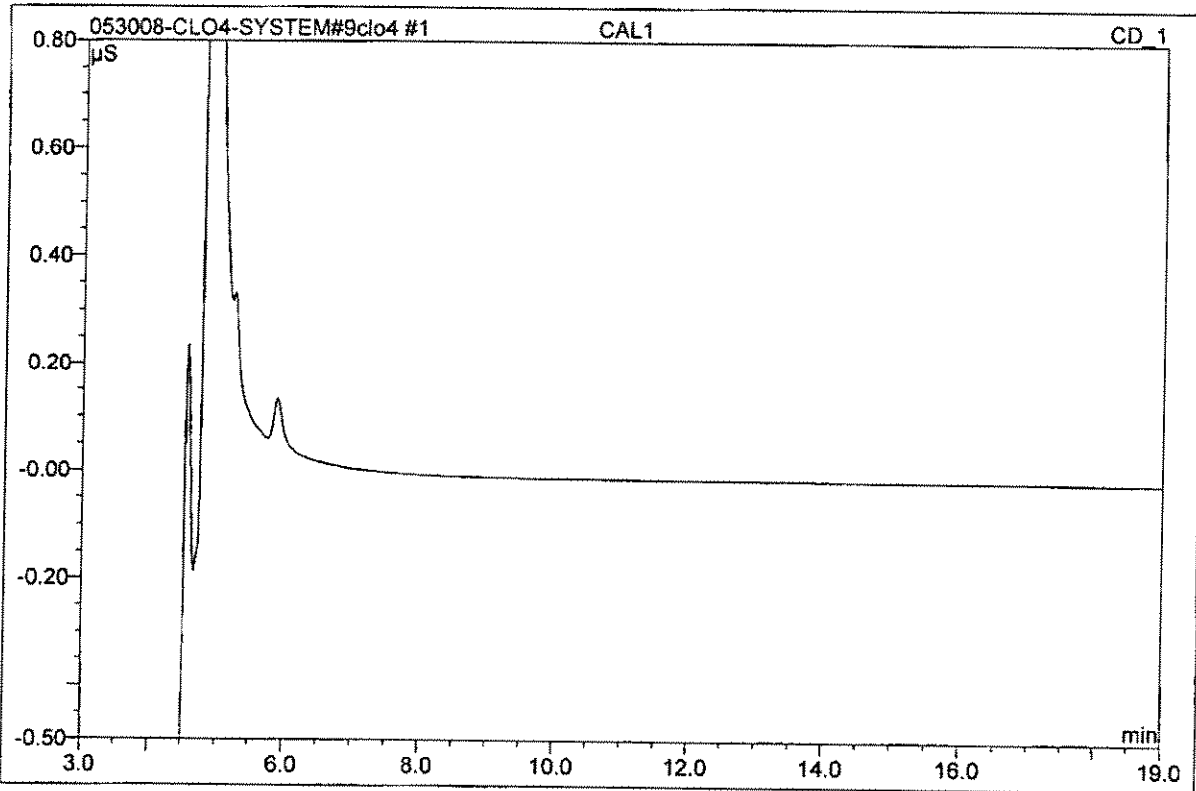
Title: Temporary sequence for manual data acquisition

Datasource: IC-SERVER-4
Location: ICS3000\IC#9\2008\MAY
Timebase: ICS3000
#Samples: 69

Created: 5/29/2008 22:33:57 by dionex
Last Update: 5/31/2008 06:02:22 by dionex

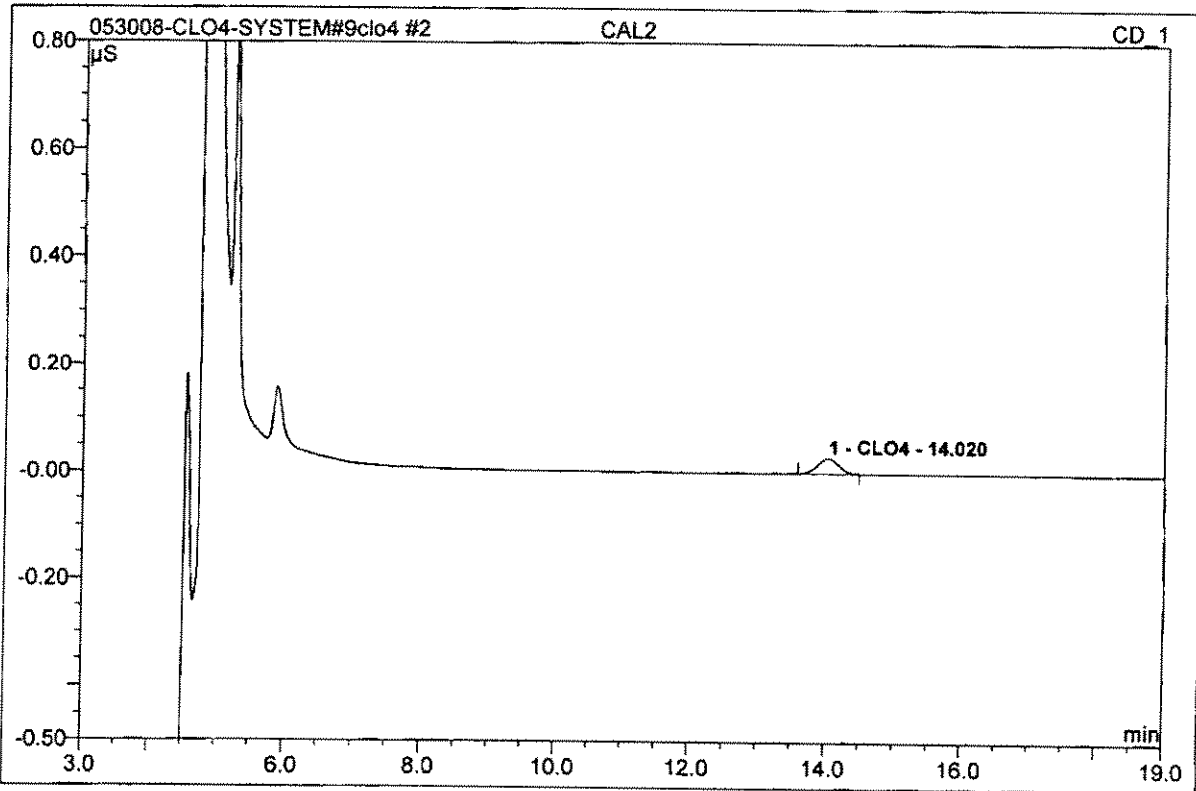
No.	Name	Status	Inj. Date/Time	*Analyst
50	2805090179_1/4	Finished	5/30/2008 16:26:47	CLV
51	2805090180_1/100	Finished	5/30/2008 16:48:11	CLV
52	2805090181_1/250	Finished	5/30/2008 17:09:35	CLV
53	2805090274	Finished	5/30/2008 17:30:59	CLV
54	2805090280	Finished	5/30/2008 17:55:35	CLV
55	2805090280-MS	Finished	5/30/2008 18:16:59	CLV
56	2805090280-MSD DNR	Finished	5/30/2008 18:38:23	CLV
57	2805090280-MSD	Finished	5/30/2008 18:59:47	CLV
58	CCSV	Finished	5/30/2008 19:21:11	CLV
59	2805090182_1/250	Finished	5/30/2008 19:45:47	CLV
60	2805090184_1/100	Finished	5/30/2008 20:07:11	CLV
61	2805090185_1/100	Finished	5/30/2008 20:28:35	CLV
62	2805090186_1/2	Finished	5/30/2008 20:49:58	CLV
63	2805090187	Finished	5/30/2008 21:11:22	CLV
64	2805090189	Finished	5/30/2008 21:36:00	CLV
65	2805090120_1/250 DNR	Finished	5/30/2008 21:57:23	CLV
66	2805100128_1/500 DNR	Finished	5/30/2008 22:18:47	CLV
67	2805100129_1/500	Finished	5/30/2008 22:40:11	CLV
68	2805100130_1/500	Finished	5/30/2008 23:01:34	CLV
69	HCV	Finished	5/30/2008 23:26:11	CLV

1 CAL1			
Sample Type	standard	Injection Volume:	1000.0
Control Program	Dionex CLO4 Test	Channel:	CD_1
Quantif. Method	CLO4-IC3000	Dilution Factor:	1.0000
Run Time (min)	19.00	Analyst	CLV
Recording Time	05/29/08 22:34		



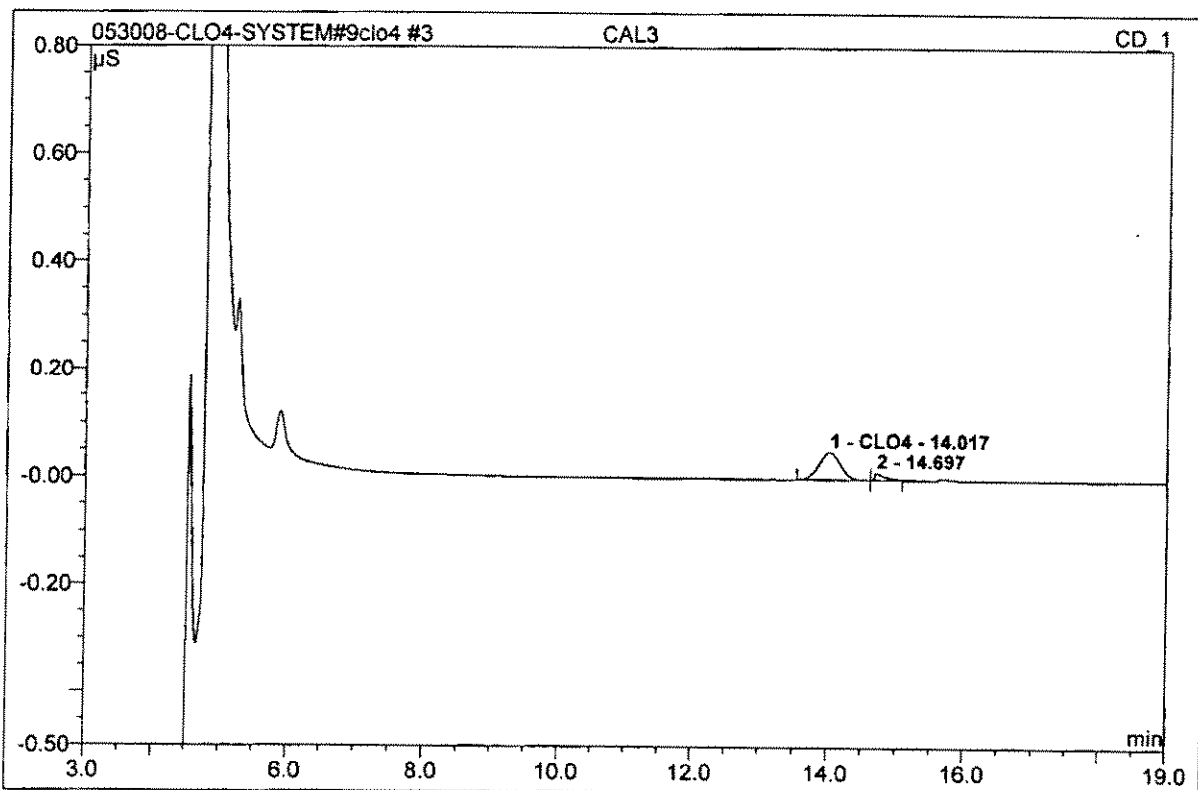
No.	Ret.Time min	Peak Name	Height µS	Area µS*min	Rel.Area %	Amount	Type
Total:			0.000	0.000	0.00	0.000	

2 CAL2			
2			
Sample Type	standard	Injection Volume:	1000.0
Control Program	Dionex CLO4 Test	Channel:	CD_1
Quantif. Method	CLO4-IC3000	Dilution Factor:	1.0000
Run Time (min)	19.00	Analyst	CLV
Recording Time	05/29/08 22:56		



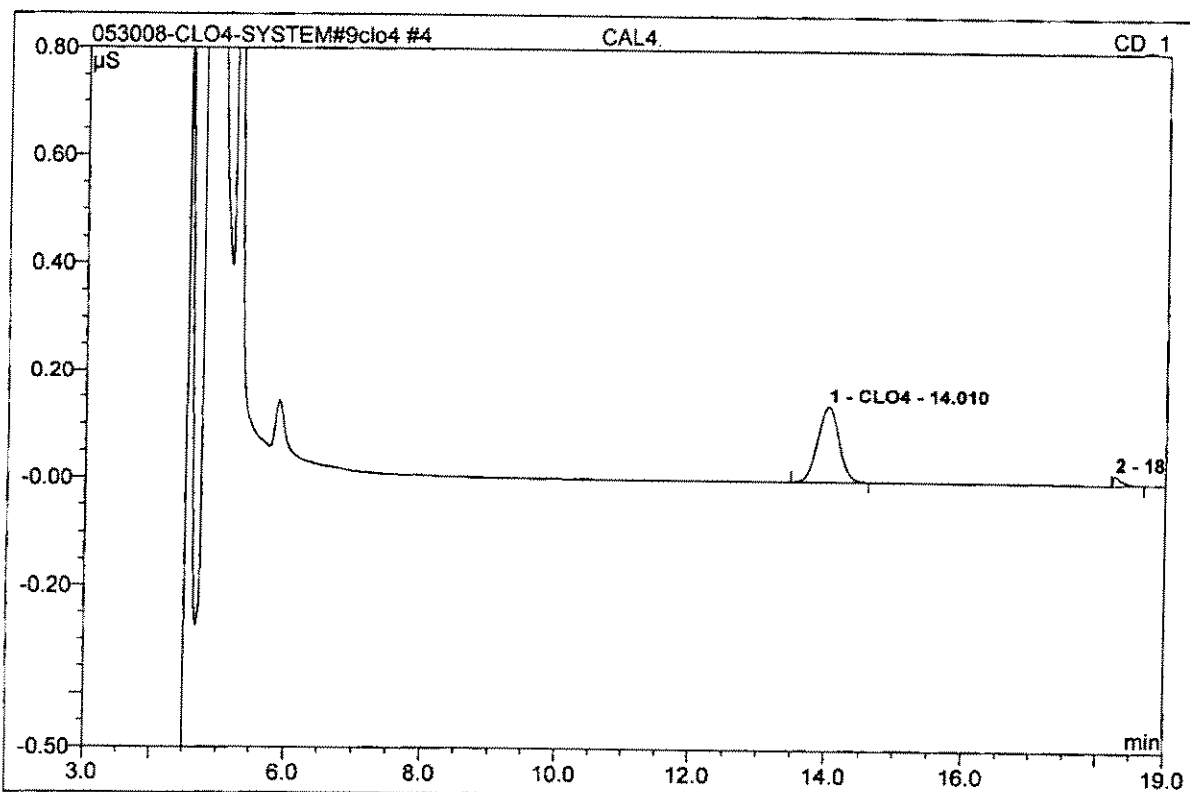
No.	Ret.Time min	Peak Name	Height μS	Area μS*min	Rel.Area %	Amount	Type
1	14.02	CLO4	0.028	0.010	100.00	2.245	BMB
Total:			0.028	0.010	100.00	2.245	

3 CAL3			
4			
Sample Type	standard	Injection Volume:	1000.0
Control Program	Dionex CLO4 Test	Channel:	CD_1
Quantif. Method	CLO4-IC3000	Dilution Factor:	1.0000
Run Time (min)	19.00	Analyst	CLV
Recording Time	05/29/08 23:17		



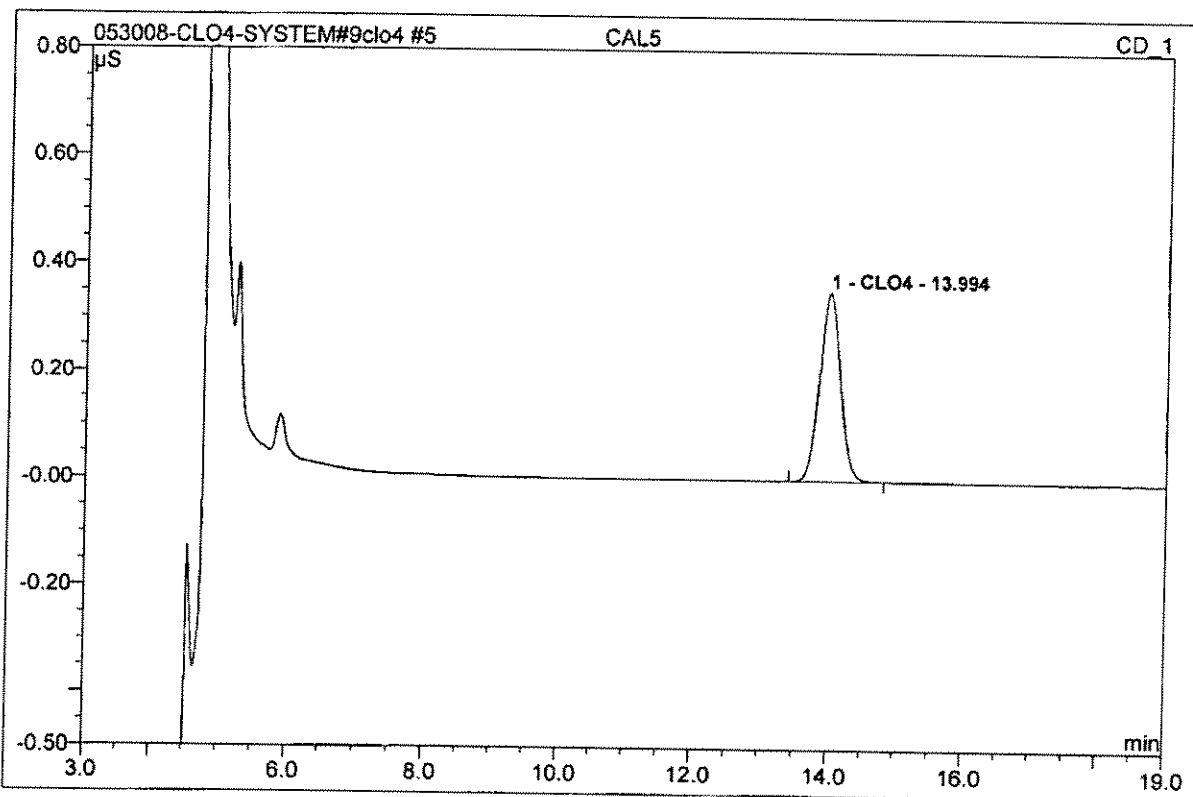
No.	Ret.Time min	Peak Name	Height μS	Area μS*min	Rel.Area %	Amount	Type
1	14.02	CLO4	0.051	0.018	89.38	3.878	BM
Total:			0.051	0.018	89.38	3.878	

4 CAL4			
10			
Sample Type	standard	Injection Volume:	1000.0
Control Program	Dionex CLO4 Test	Channel:	CD_1
Quantif. Method	CLO4-IC3000	Dilution Factor:	1.0000
Run Time (min)	19.00	Analyst	CLV
Recording Time	05/29/08 23:38		



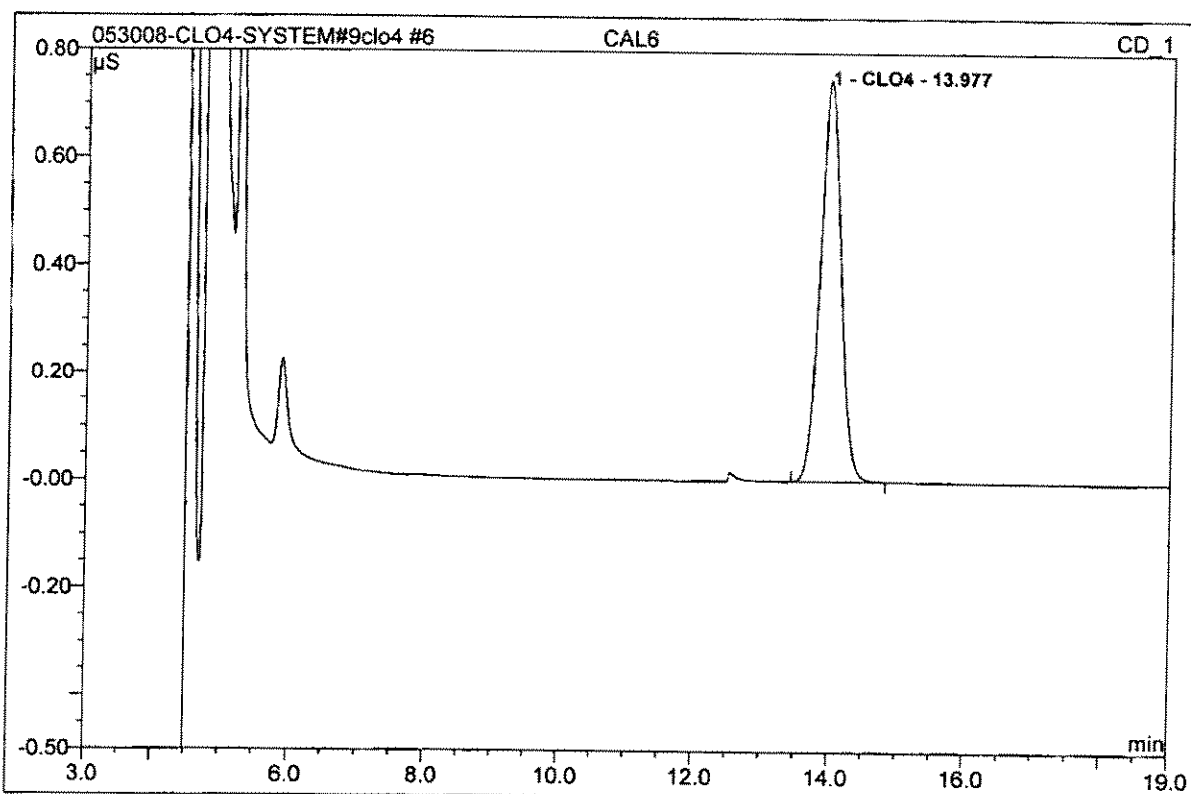
No.	Ret.Time min	Peak Name	Height µS	Area µS*min	Rel.Area %	Amount	Type
1	14.01	CLO4	0.139	0.050	95.13	10.046	BMB
Total:			0.139	0.050	95.13	10.046	

5 CAL5			
25			
Sample Type	standard	Injection Volume:	1000.0
Control Program	Dionex CLO4 Test	Channel:	CD_1
Quantif. Method	CLO4-IC3000	Dilution Factor:	1.0000
Run Time (min)	19.00	Analyst	CLV
Recording Time	05/30/08 00:00		



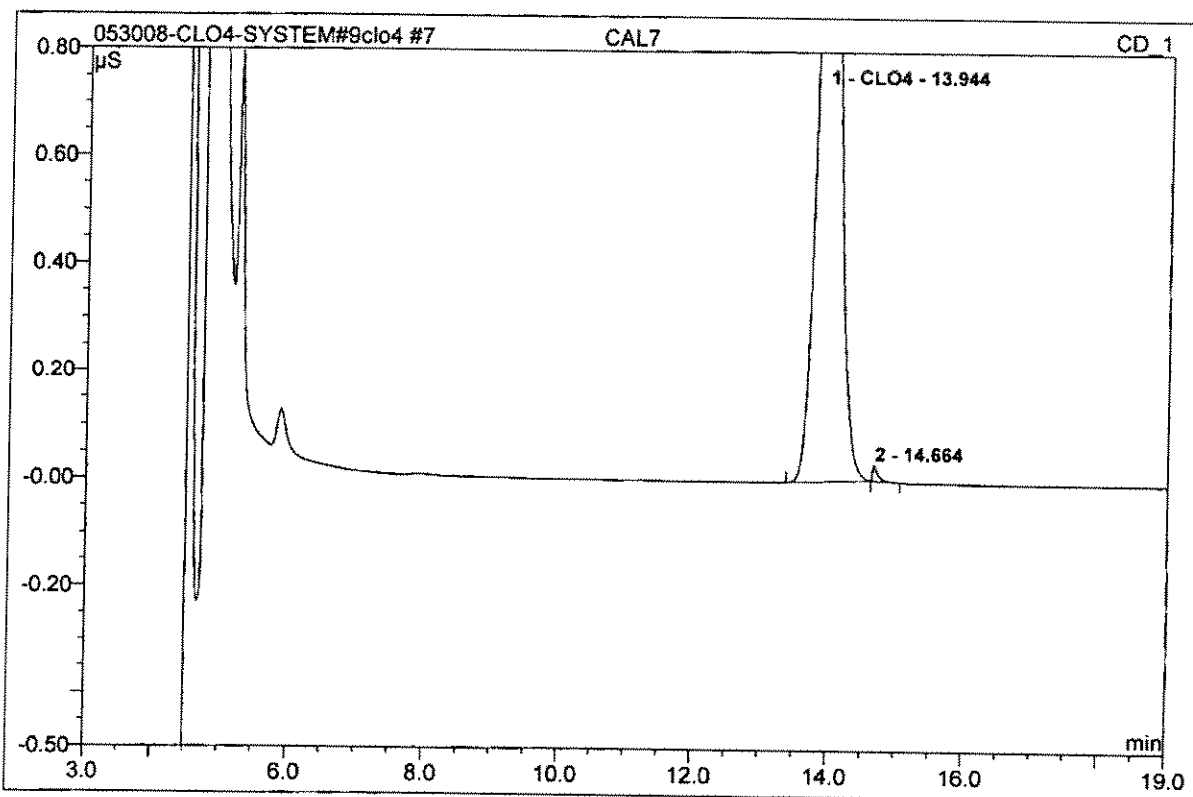
No.	Ret.Time min	Peak Name	Height μS	Area μS*min	Rel.Area %	Amount	Type
1	13.99	CLO4	0.352	0.125	100.00	24.601	BMB
Total:			0.352	0.125	100.00	24.601	

6 CAL6			
50			
Sample Type	standard	Injection Volume:	1000.0
Control Program	Dionex CLO4 Test	Channel:	CD_1
Quantif. Method	CLO4-IC3000	Dilution Factor:	1.0000
Run Time (min)	19.00	Analyst	CLV
Recording Time	05/30/08 00:21		



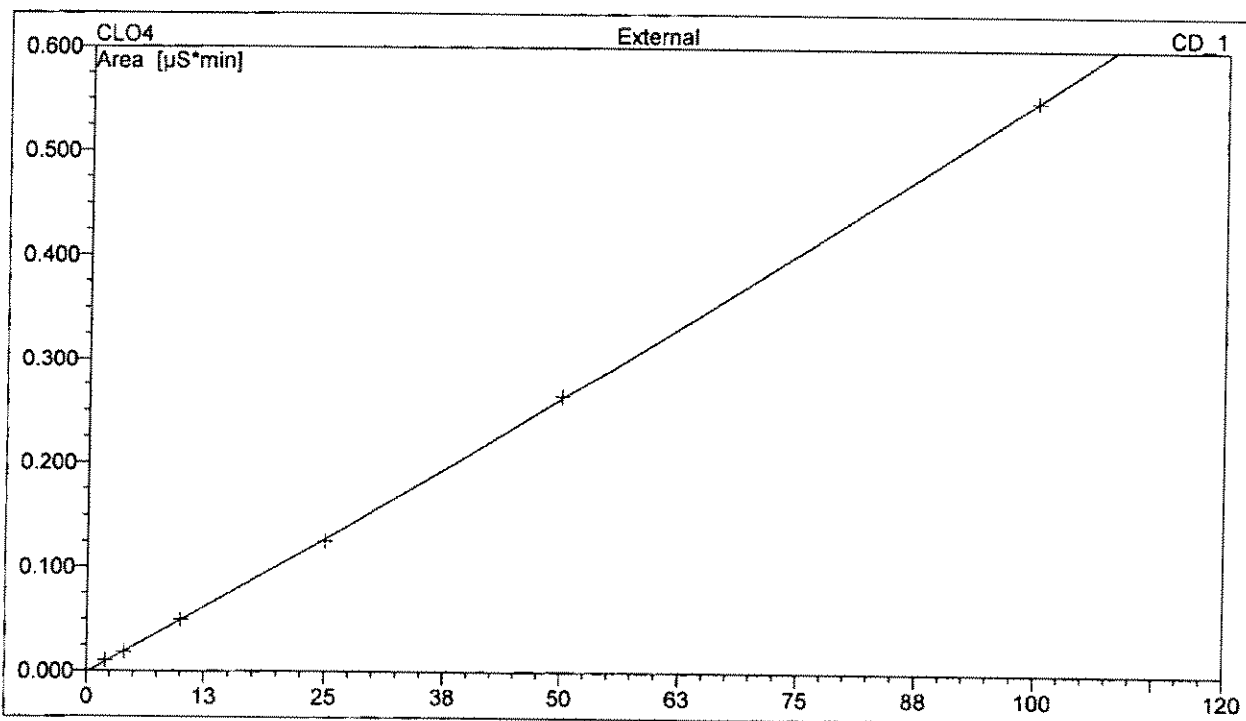
No.	Ret.Time min	Peak Name	Height µS	Area µS*min	Rel.Area %	Amount	Type
1	13.98	CLO4	0.747	0.264	100.00	50.270	BMB
Total:			0.747	0.264	100.00	50.270	

7 CAL7			
100			
Sample Type	standard	Injection Volume:	1000.0
Control Program	Dionex CLO4 Test	Channel:	CD_1
Quantif. Method	CLO4-IC3000	Dilution Factor:	1.0000
Run Time (min)	19.00	Analyst	CLV
Recording Time	05/30/08 00:46		



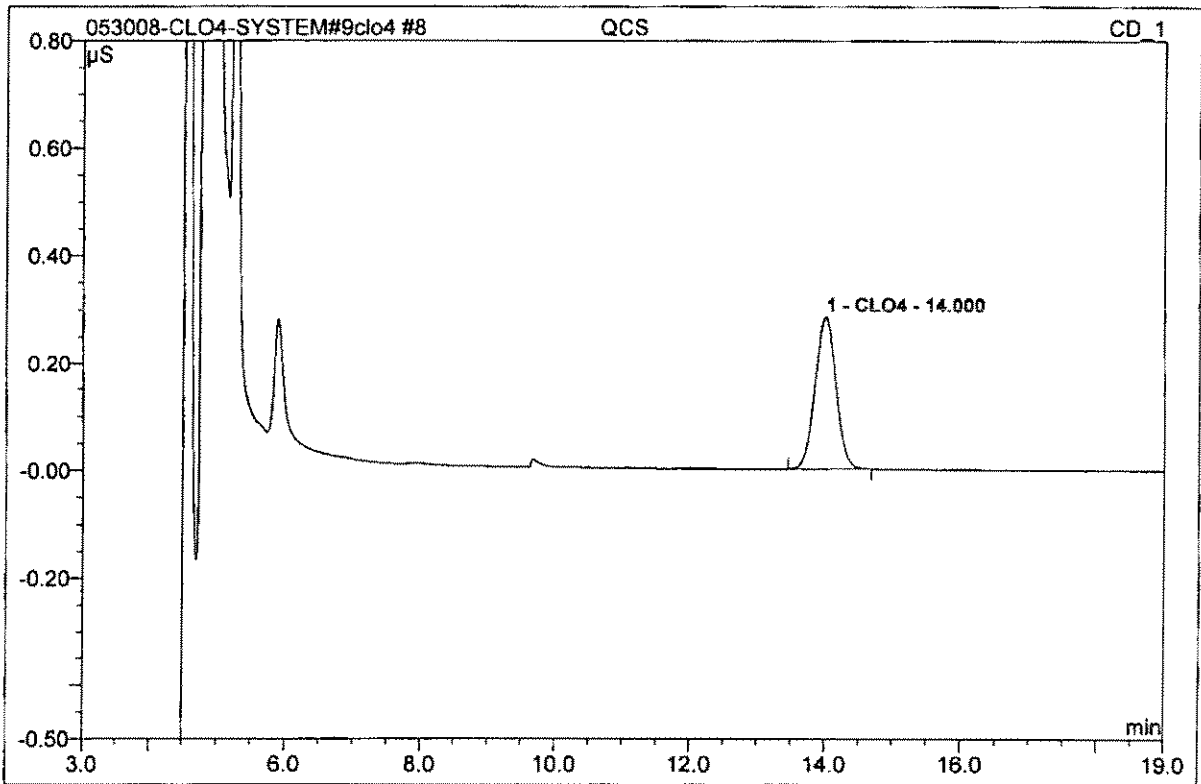
No.	Ret.Time min	Peak Name	Height μS	Area μS*min	Rel.Area %	Amount	Type
1	13.94	CLO4	1.577	0.550	99.54	99.959	BMB
Total:			1.577	0.550	99.54	99.959	

7 CAL7			
100			
Sample Type:	standard	Channel:	CD_1
Control Program:	Dionex CLO4 Test	Wavelength:	CD_1
Quantif. Method:	CLO4-IC3000	Dilution Factor:	1.0000
Recording Time:	05/30/08 00:46	Analyst:	CLV
Run Time (min):	19.00		



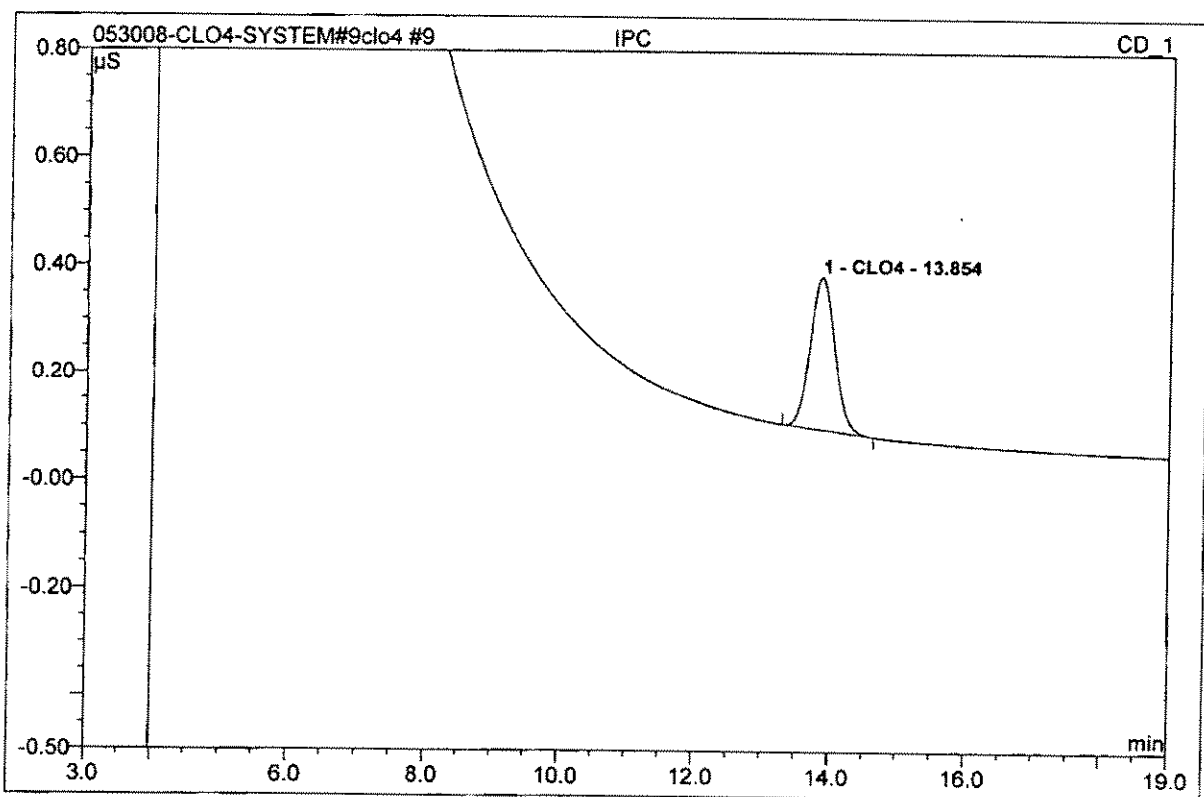
No.	Ret.Time min	Peak Name	Cal.Type	Points	Corr.Coeff. %	Offset	Slope	Curve
1	13.94	CLO4	Qoff	6	99.9714	-0.0014	0.0050	0.0000
2	14.66	n.a.	n.a.	n.a.	n.a.	n.a.	n.a.	n.a.
Average:					99.9714	-0.0014	0.0050	0.0000

8 QCS			
20			
Sample Type	unknown	Injection Volume:	1000.0
Control Program	Dionex CLO4 Test	Channel:	CD_1
Quantif. Method	CLO4-IC3000	Dilution Factor:	1.0000
Run Time (min)	19.00	Analyst	CLV
Recording Time	05/30/08 01:07		



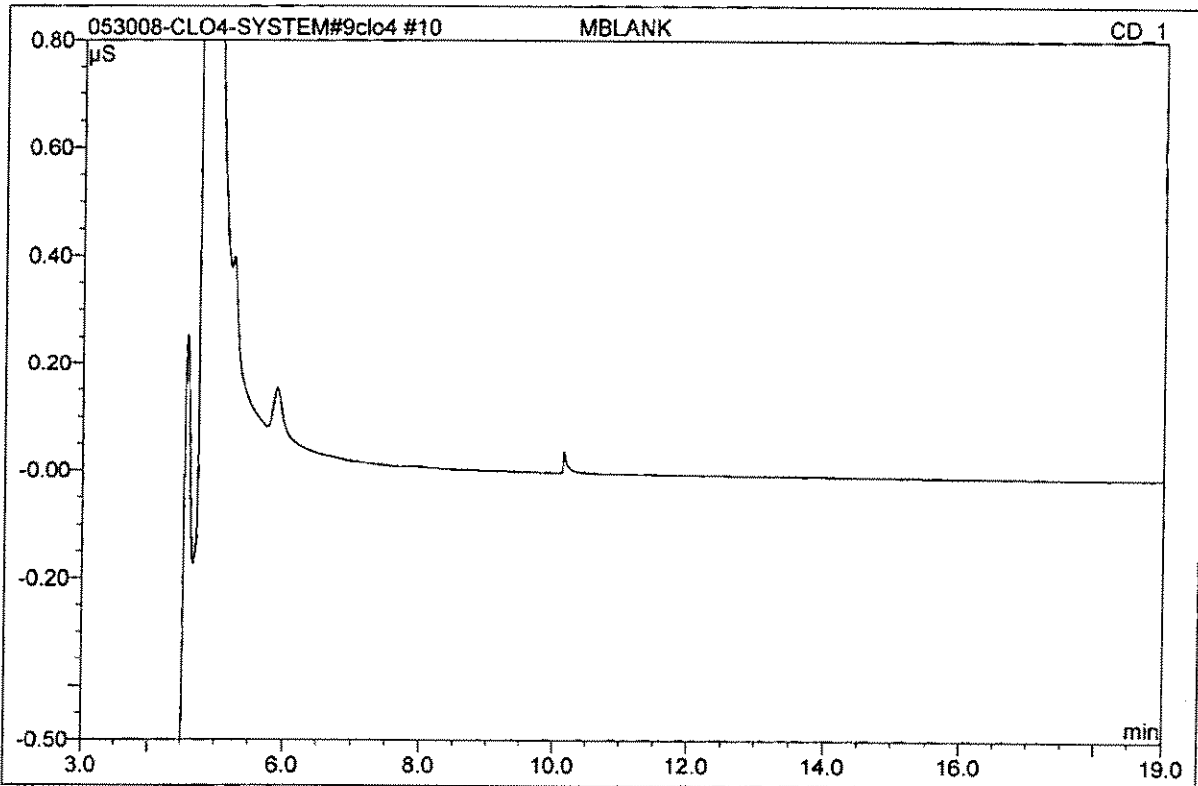
No.	Ret.Time min	Peak Name	Height μS	Area μS*min	Rel.Area %	Amount	Type
1	14.00	CLO4	0.284	0.101	100.00	19.997	BMB
Total:			0.284	0.101	100.00	19.997	

9 IPC			
25			
Sample Type	unknown	Injection Volume:	1000.0
Control Program	Dionex CLO4 Test	Channel:	CD_1
Quantif. Method	CLO4-IC3000	Dilution Factor:	1.0000
Run Time (min)	19.00	Analyst	CLV
Recording Time	05/30/08 01:29		



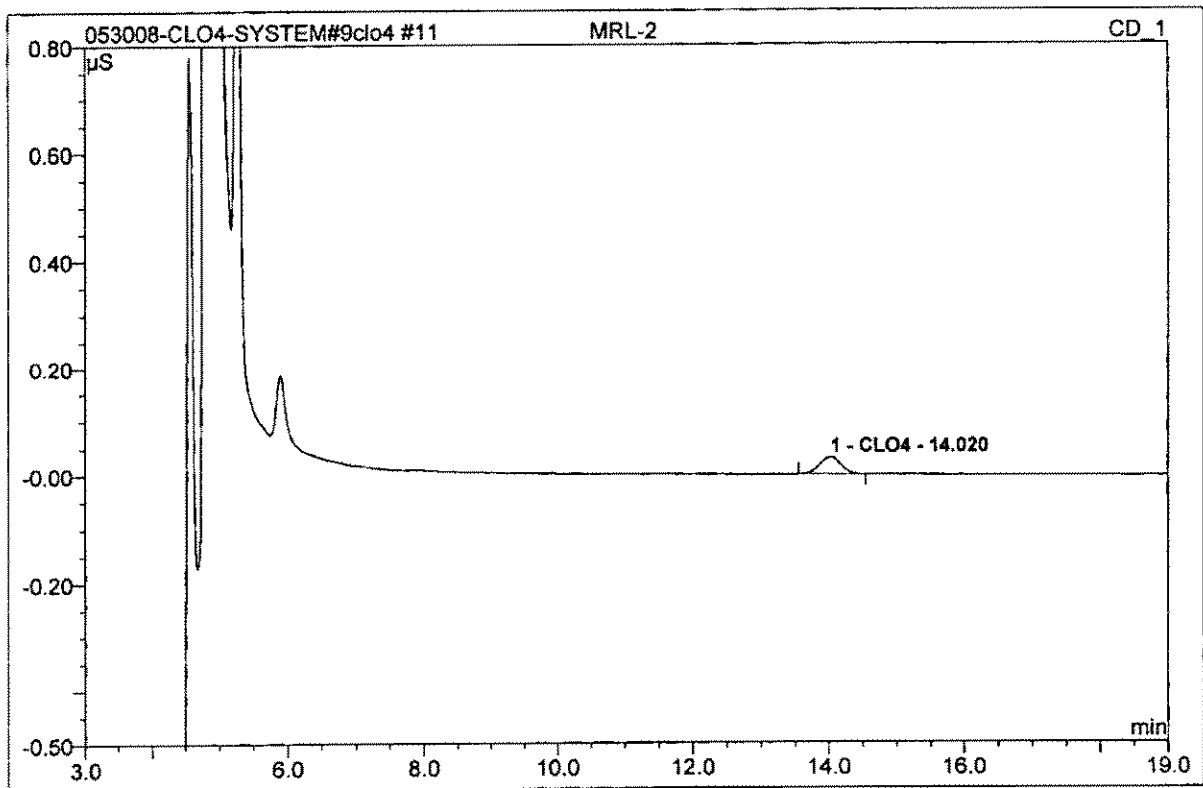
No.	Ret.Time min	Peak Name	Height μS	Area μS*min	Rel.Area %	Amount	Type
1	13.85	CLO4	0.285	0.121	100.00	23.767	BMB
Total:			0.285	0.121	100.00	23.767	

10 MBLANK			
Sample Type	unknown	Injection Volume:	1000.0
Control Program	Dionex CLO4 Test	Channel:	CD_1
Quantif. Method	CLO4-IC3000	Dilution Factor:	1.0000
Run Time (min)	19.00	Analyst	CLV
Recording Time	05/30/08 01:50		



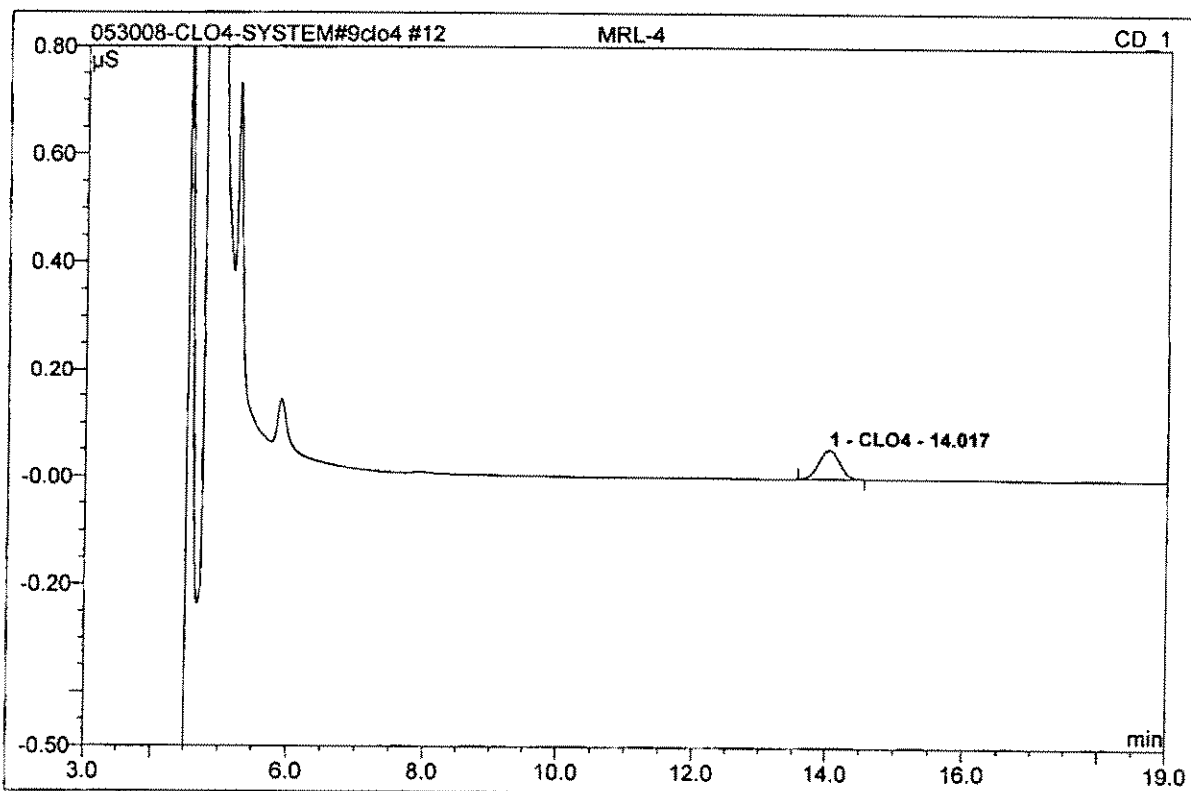
No.	Ret.Time min	Peak Name	Height μS	Area μS*min	Rel.Area %	Amount	Type
Total:			0.000	0.000	0.00	0.000	

11 MRL-2			
2			
Sample Type	unknown	Injection Volume:	1000.0
Control Program	Dionex CLO4 Test	Channel:	CD_1
Quantif. Method	CLO4-IC3000	Dilution Factor:	1.0000
Run Time (min)	19.00	Analyst	CLV
Recording Time	05/30/08 02:11		



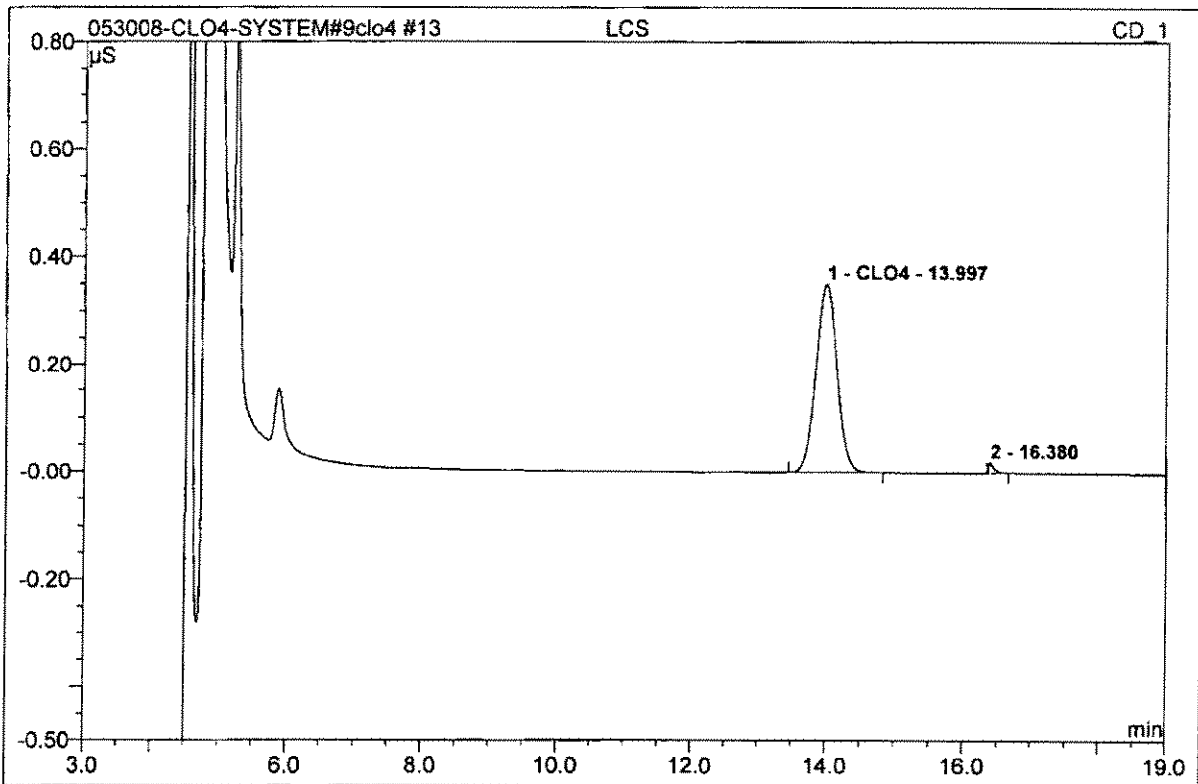
No.	Ret.Time min	Peak Name	Height μS	Area μS*min	Rel.Area %	Amount	Type
1	14.02	CLO4	0.030	0.011	100.00	2.413	BMB
Total:			0.030	0.011	100.00	2.413	

12 MRL-4			
4			
Sample Type	unknown	Injection Volume:	1000.0
Control Program	Dionex CLO4 Test	Channel:	CD_1
Quantif. Method	CLO4-IC3000	Dilution Factor:	1.0000
Run Time (min)	19.00	Analyst	CLV
Recording Time	05/30/08 02:36		



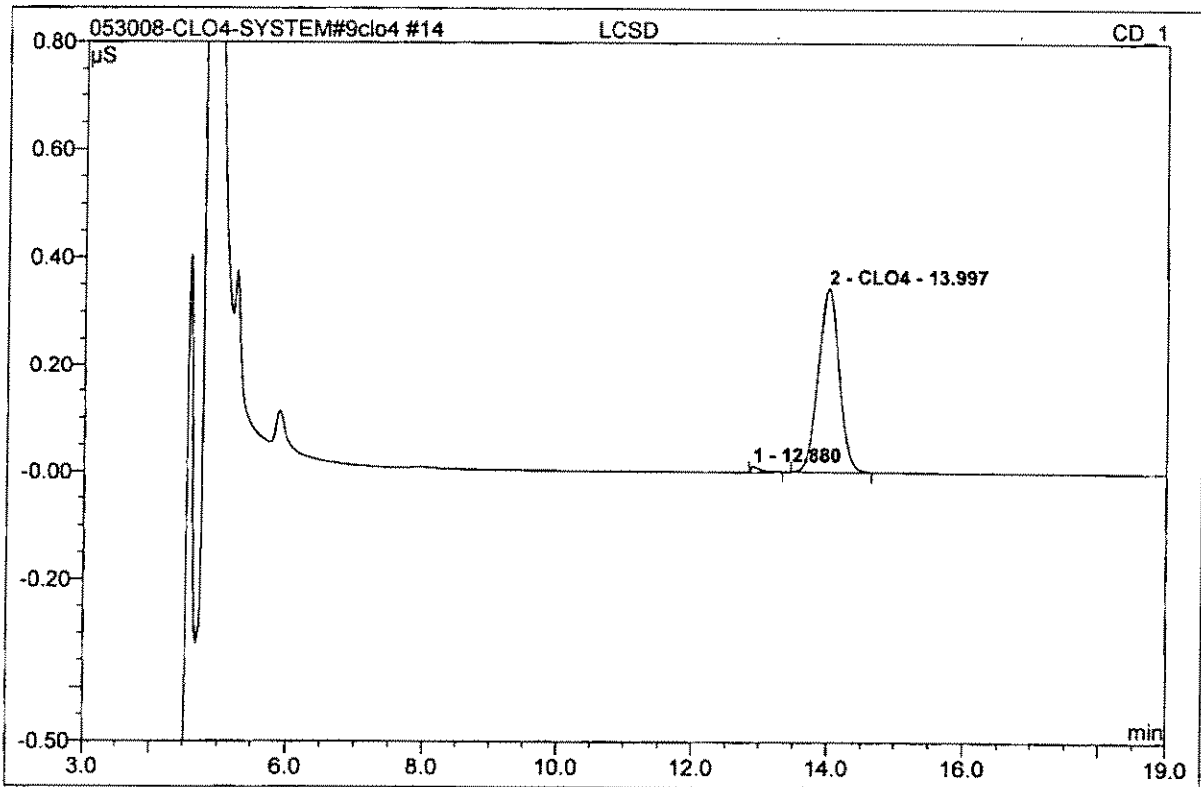
No.	Ret.Time min	Peak Name	Height μS	Area μS*min	Rel.Area %	Amount	Type
1	14.02	CLO4	0.053	0.019	100.00	4.031	BMB
Total:			0.053	0.019	100.00	4.031	

13 LCS			
25			
Sample Type	unknown	Injection Volume:	1000.0
Control Program	Dionex CLO4 Test	Channel:	CD_1
Quantif. Method	CLO4-IC3000	Dilution Factor:	1.0000
Run Time (min)	19.00	Analyst	CLV
Recording Time	05/30/08 02:57		



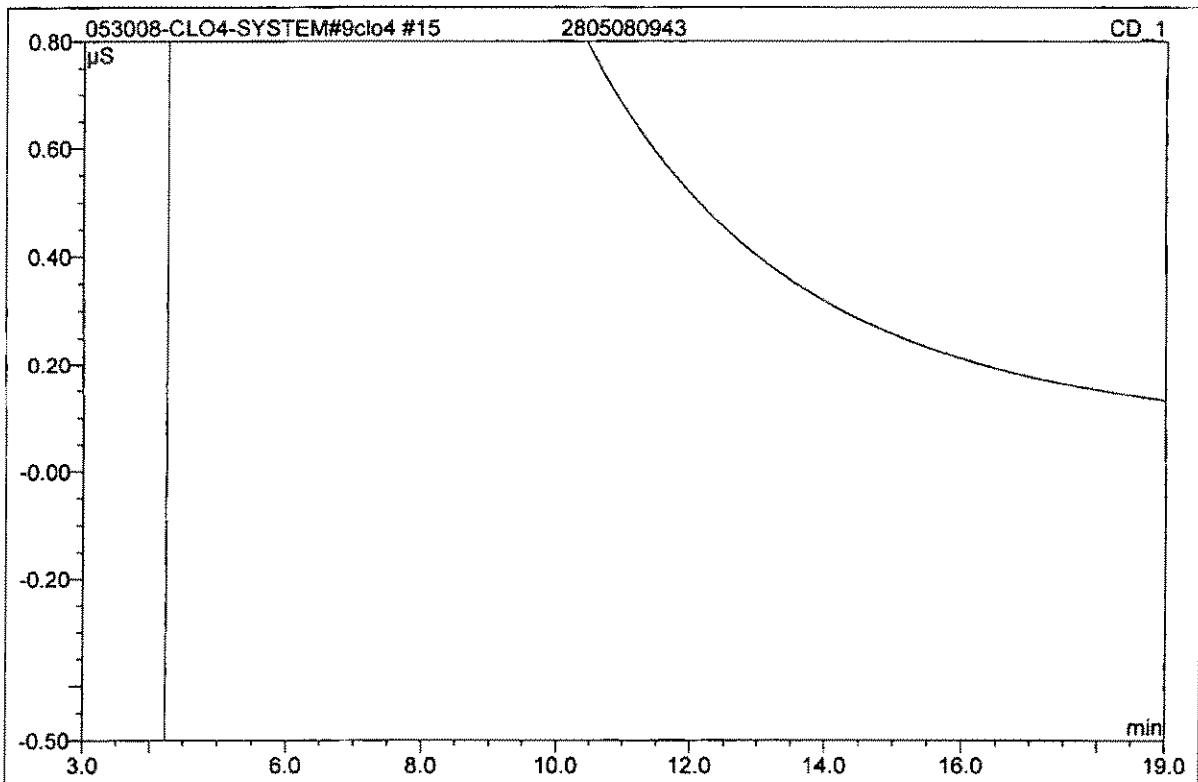
No.	Ret.Time min	Peak Name	Height μS	Area μS*min	Rel.Area %	Amount	Type
1	14.00	CLO4	0.350	0.125	98.64	24.504	BMB
Total:			0.350	0.125	98.64	24.504	

14 LCSD			
25			
Sample Type	unknown	Injection Volume:	1000.0
Control Program	Dionex CLO4 Test	Channel:	CD_1
Quantif. Method	CLO4-IC3000	Dilution Factor:	1.0000
Run Time (min)	19.00	Analyst	CLV
Recording Time	05/30/08 03:19		



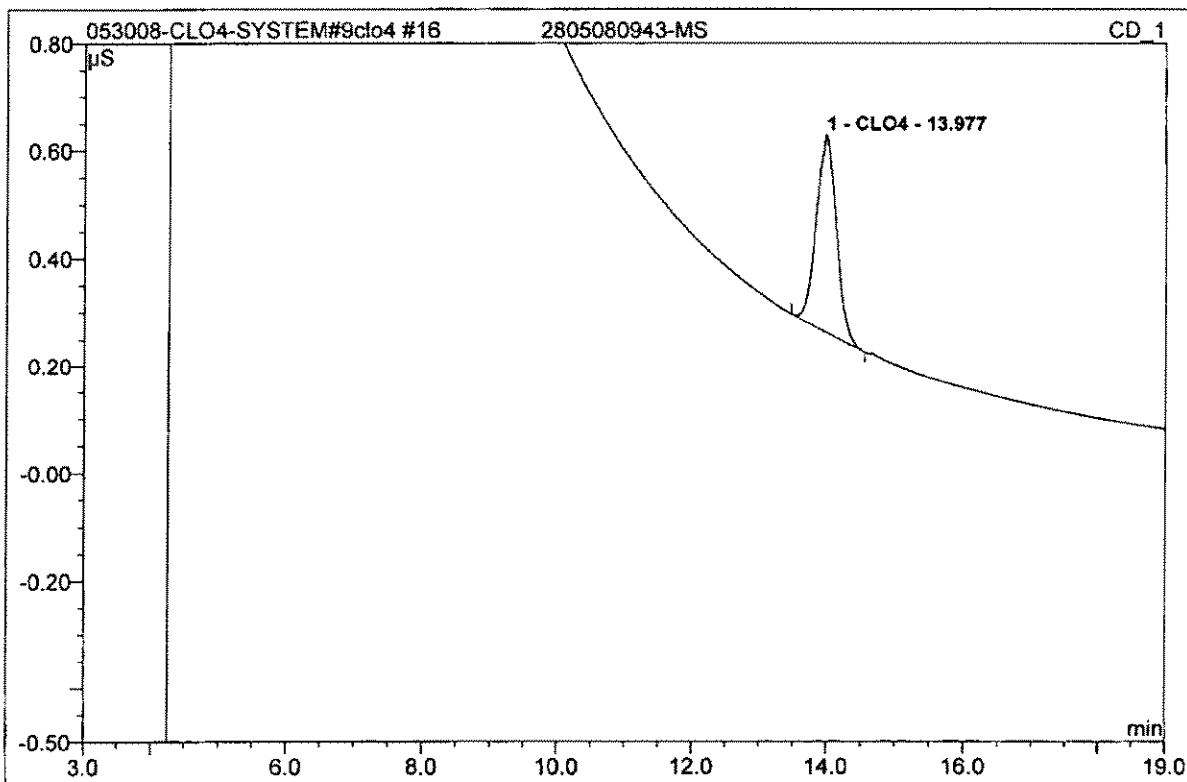
No.	Ret.Time min	Peak Name	Height μS	Area μS*min	Rel.Area %	Amount	Type
2	14.00	CLO4	0.343	0.122	98.61	23.958	BMB
Total:			0.343	0.122	98.61	23.958	

15 2805080943			
Sample Type	unknown	Injection Volume:	1000.0
Control Program	Dionex CLO4 Test	Channel:	CD_1
Quantif. Method	CLO4-IC3000	Dilution Factor:	1.0000
Run Time (min)	19.00	Analyst	CLV
Recording Time	05/30/08 03:40		



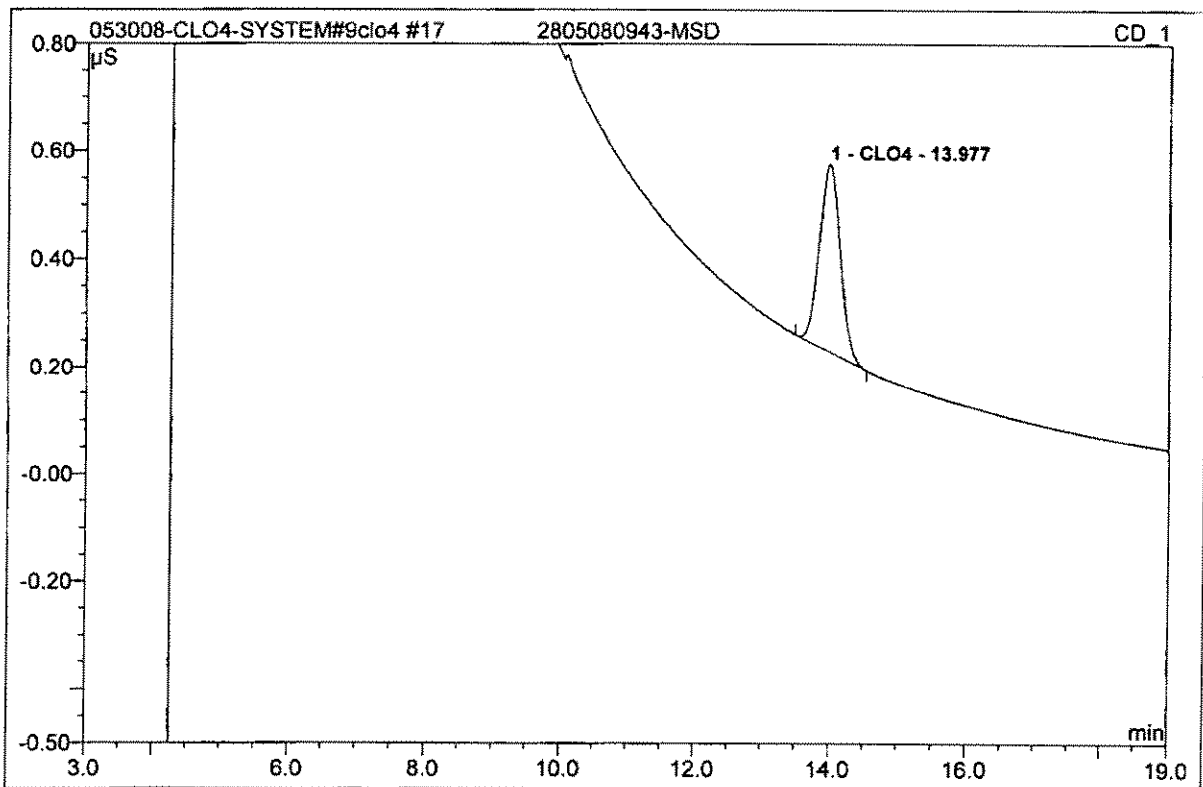
No.	Ret. Time min	Peak Name	Height µS	Area µS*min	Rel. Area %	Amount	Type
Total:			0.000	0.000	0.00	0.000	

16 2805080943-MS			
25			
Sample Type	unknown	Injection Volume:	1000.0
Control Program	Dionex CLO4 Test	Channel:	CD_1
Quantif. Method	CLO4-IC3000	Dilution Factor:	1.0000
Run Time (min)	19.00	Analyst	CLV
Recording Time	05/30/08 04:02		



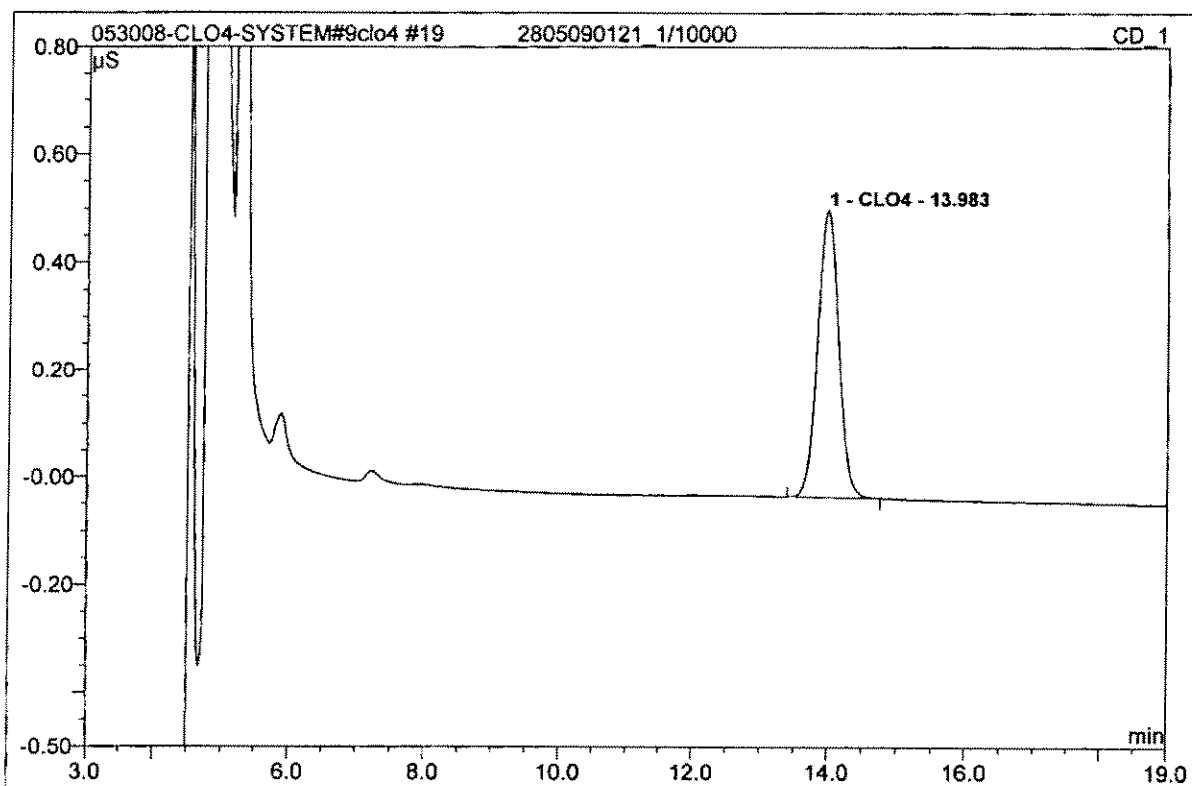
No.	Ret.Time min	Peak Name	Height μS	Area μS*min	Rel.Area %	Amount	Type
1	13.98	CLO4	0.366	0.124	100.00	24.391	BMB
Total:			0.366	0.124	100.00	24.391	

17 2805080943-MSD			
25			
Sample Type	unknown	Injection Volume:	1000.0
Control Program	Dionex CLO4 Test	Channel:	CD_1
Quantif. Method	CLO4-IC3000	Dilution Factor:	1.0000
Run Time (min)	19.00	Analyst	CLV
Recording Time	05/30/08 04:26		



No.	Ret.Time min	Peak Name	Height μS	Area μS*min	Rel.Area %	Amount	Type
1	13.98	CLO4	0.345	0.123	100.00	24.100	BMB
Total:			0.345	0.123	100.00	24.100	

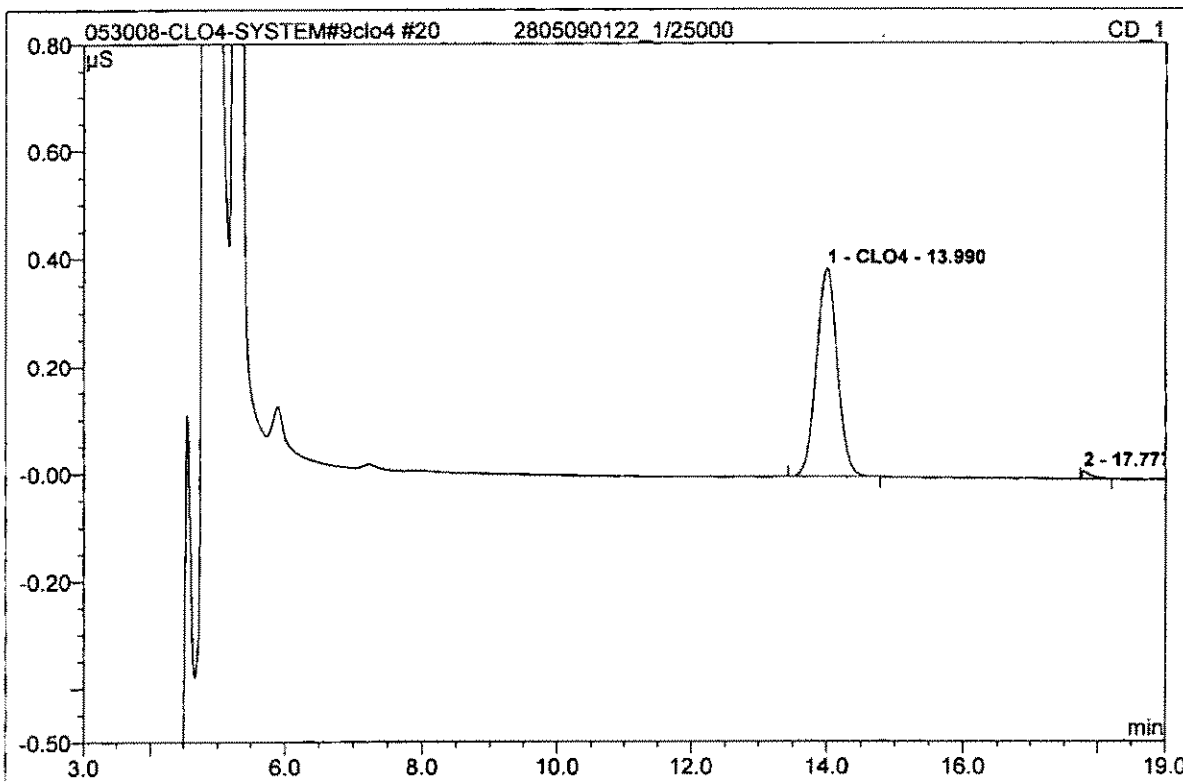
19 2805090121_1/10000			
Sample Type	unknown	Injection Volume:	1000.0
Control Program	Dionex CLO4 Test	Channel:	CD_1
Quantif. Method	CLO4-IC3000	Dilution Factor:	10000.0000
Run Time (min)	19.00	Analyst	CLV
Recording Time	05/30/08 05:09		



No.	Ret.Time min	Peak Name	Height µS	Area µS*min	Rel.Area %	Amount	Type
1	13.98	CLO4	0.535	0.190	100.00	367341.292	BMB
Total:			0.535	0.190	100.00	367341.292	

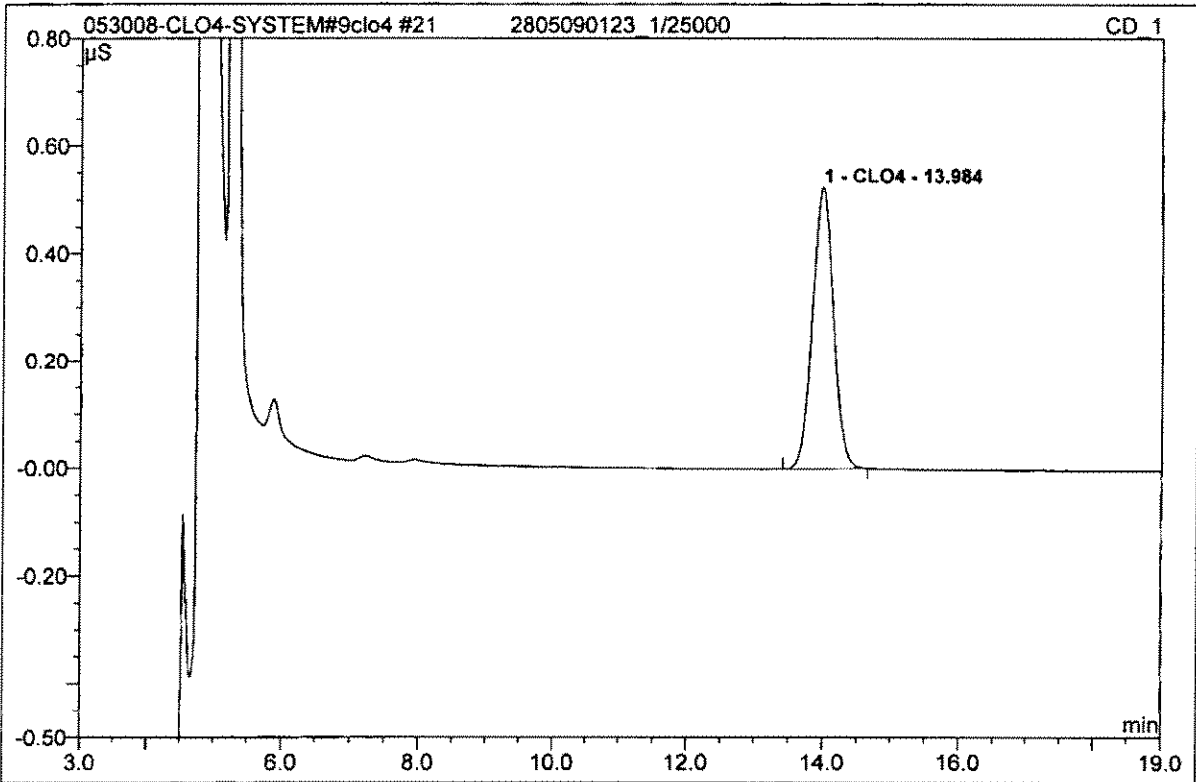
20 2805090122_1/25000

Sample Type	unknown	Injection Volume:	1000.0
Control Program	Dionex CLO4 Test	Channel:	CD_1
Quantif. Method	CLO4-IC3000	Dilution Factor:	25000.0000
Run Time (min)	19.00	Analyst	CLV
Recording Time	05/30/08 05:30		



No.	Ret.Time min	Peak Name	Height µS	Area µS*min	Rel.Area %	Amount	Type
1	13.99	CLO4	0.387	0.138	98.50	673992.975	BMB
Total:			0.387	0.138	98.50	673992.975	

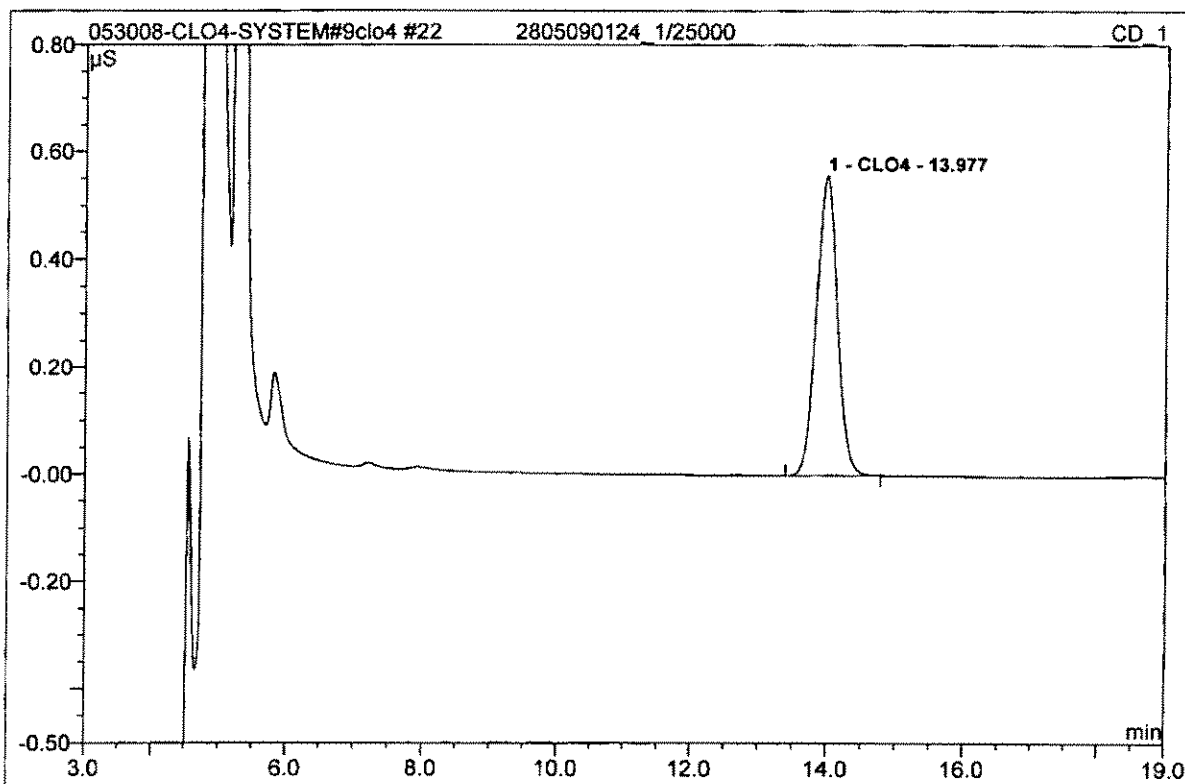
21 2805090123_1/25000			
Sample Type	unknown	Injection Volume:	1000.0
Control Program	Dionex CLO4 Test	Channel:	CD_1
Quantif. Method	CLO4-IC3000	Dilution Factor:	25000.0000
Run Time (min)	19.00	Analyst	CLV
Recording Time	05/30/08 05:52		



No.	Ret.Time min	Peak Name	Height μS	Area μS*min	Rel.Area %	Amount	Type
1	13.98	CLO4	0.525	0.186	100.00	898674.712	BMB
Total:			0.525	0.186	100.00	898674.712	

22 2805090124_1/25000

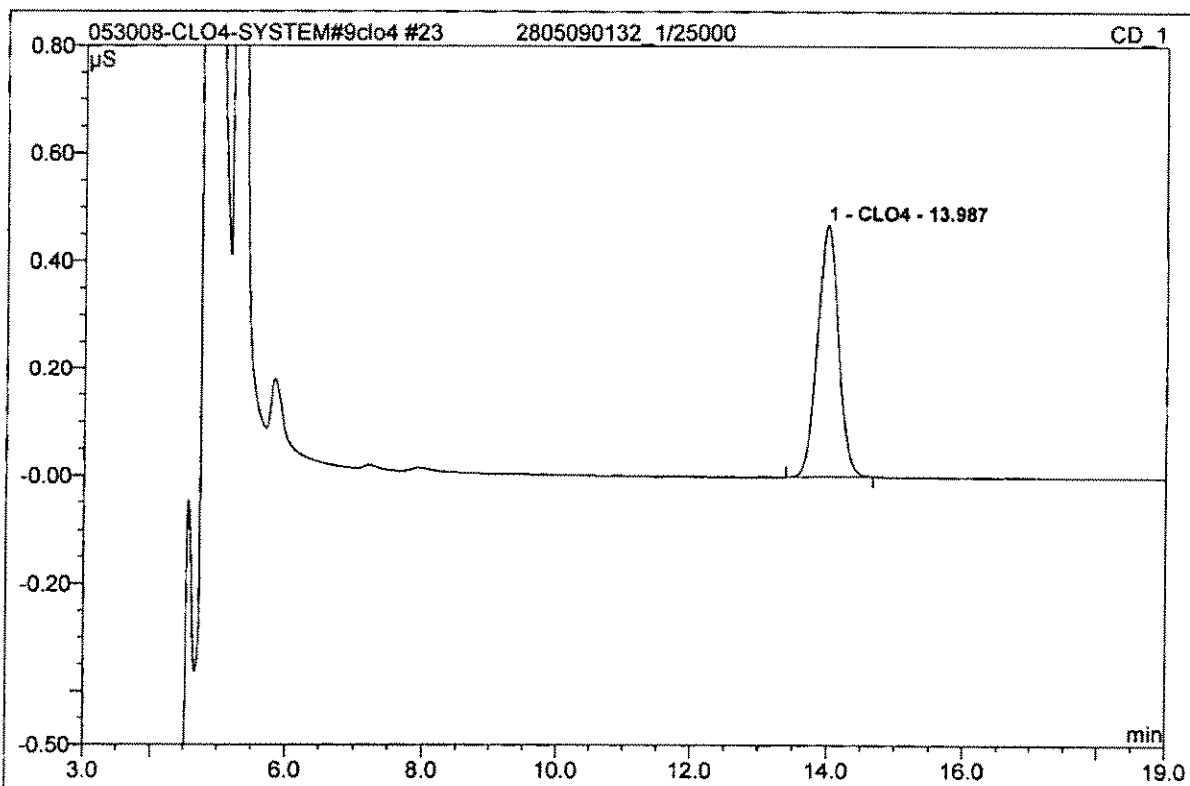
Sample Type	unknown	Injection Volume:	1000.0
Control Program	Dionex CLO4 Test	Channel:	CD_1
Quantif. Method	CLO4-IC3000	Dilution Factor:	25000.0000
Run Time (min)	19.00	Analyst	CLV
Recording Time	05/30/08 06:17		



No.	Ret.Time min	Peak Name	Height μS	Area μS*min	Rel.Area %	Amount	Type
1	13.98	CLO4	0.557	0.197	100.00	952291.235	BMB
Total:			0.557	0.197	100.00	952291.235	

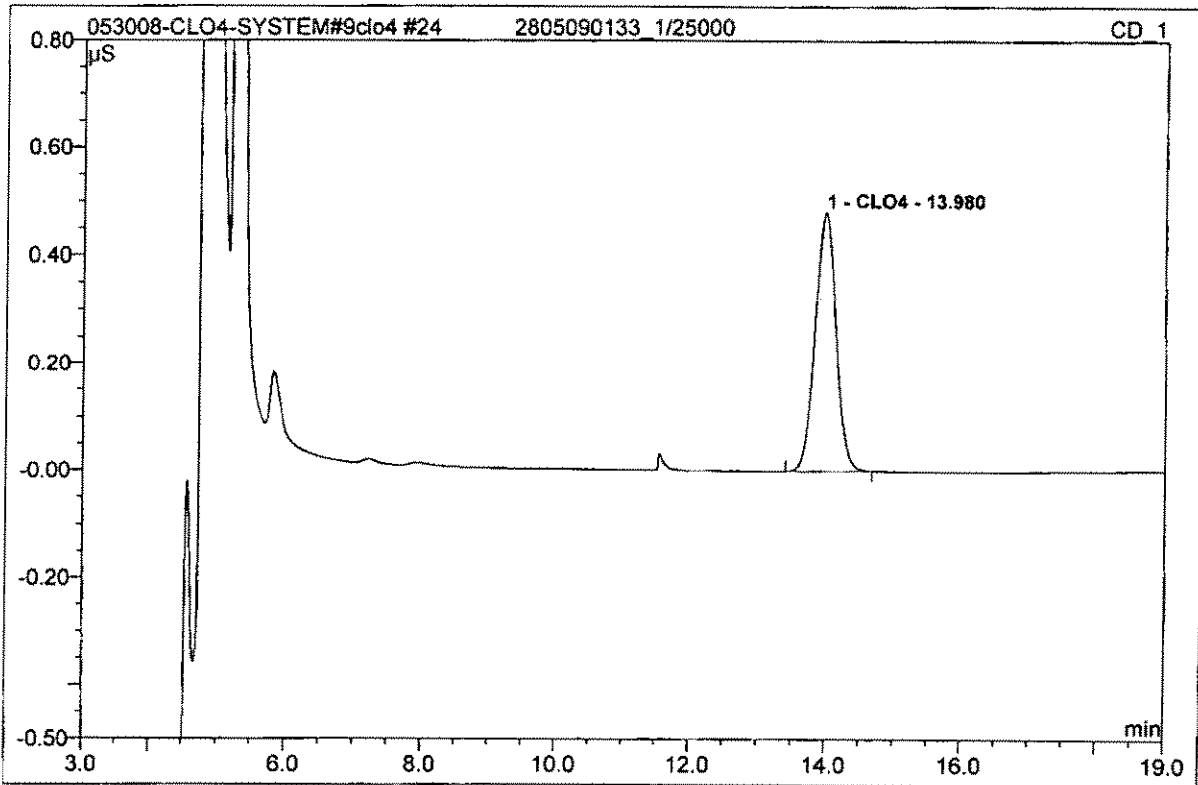
23 2805090132_1/25000

Sample Type	unknown	Injection Volume:	1000.0
Control Program	Dionex CLO4 Test	Channel:	CD_1
Quantif. Method	CLO4-IC3000	Dilution Factor:	25000.0000
Run Time (min)	19.00	Analyst	CLV
Recording Time	05/30/08 06:38		



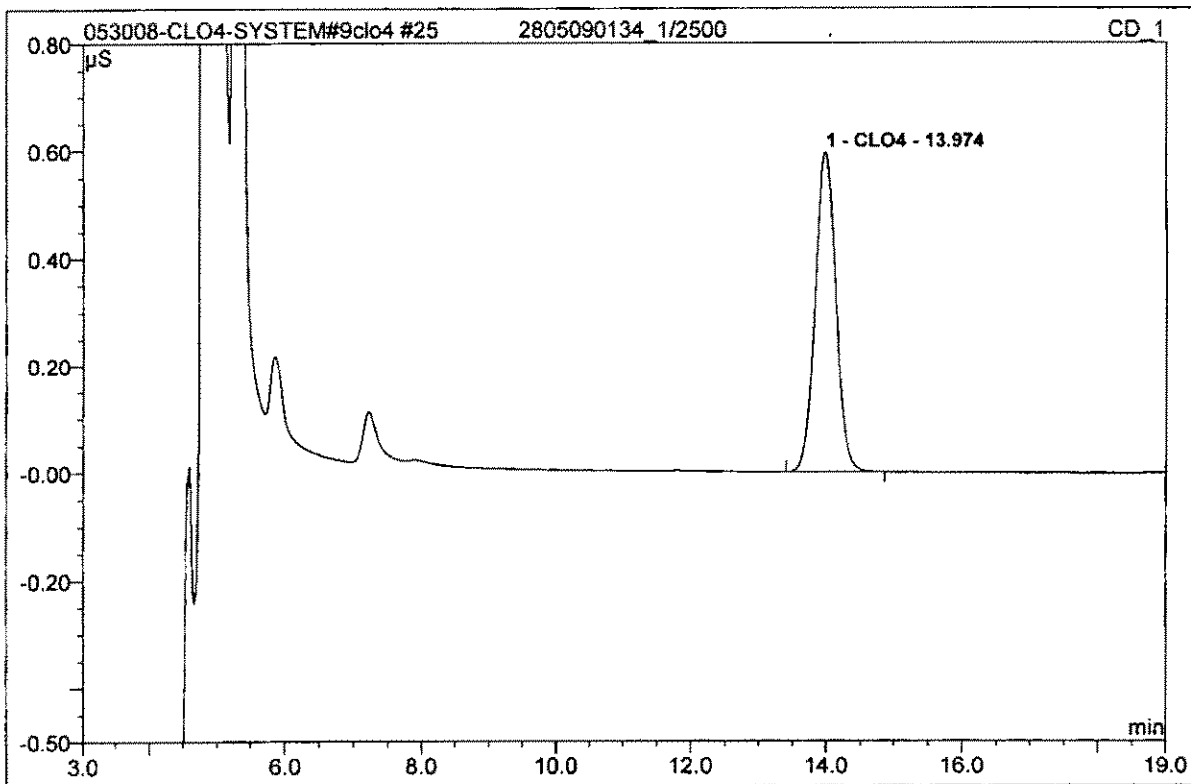
No.	Ret.Time min	Peak Name	Height μS	Area μS*min	Rel.Area %	Amount	Type
1	13.99	CLO4	0.468	0.166	100.00	806621.874	BMB
Total:			0.468	0.166	100.00	806621.874	

24 2805090133_1/25000			
Sample Type	unknown	Injection Volume:	1000.0
Control Program	Dionex CLO4 Test	Channel:	CD_1
Quantif. Method	CLO4-IC3000	Dilution Factor:	25000.0000
Run Time (min)	19.00	Analyst	CLV
Recording Time	05/30/08 06:59		



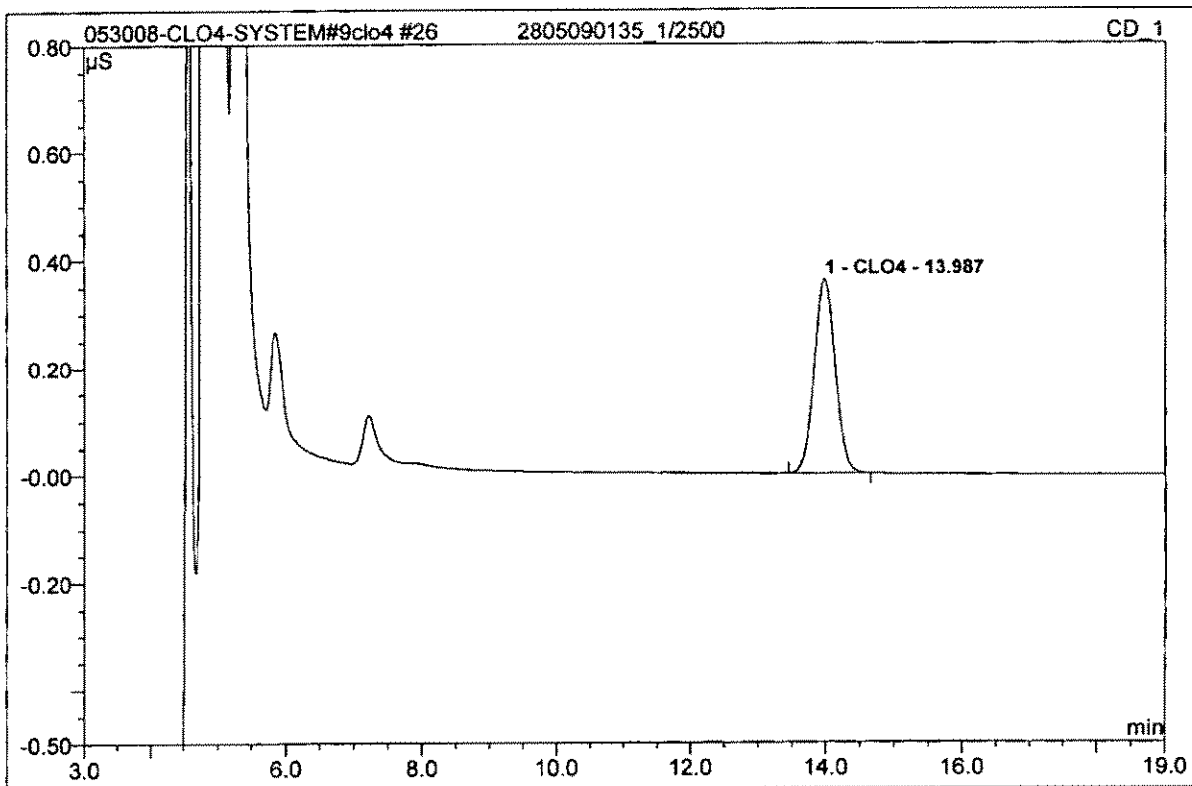
No.	Ret.Time min	Peak Name	Height μS	Area μS*min	Rel.Area %	Amount	Type
1	13.98	CLO4	0.480	0.170	100.00	825927.718	BMB
Total:			0.480	0.170	100.00	825927.718	

25 2805090134_1/2500			
Sample Type	unknown	Injection Volume:	1000.0
Control Program	Dionex CLO4 Test	Channel:	CD_1
Quantif. Method	CLO4-IC3000	Dilution Factor:	2500.0000
Run Time (min)	19.00	Analyst	CLV
Recording Time	05/30/08 07:21		



No.	Ret.Time min	Peak Name	Height μS	Area μS*min	Rel.Area %	Amount	Type
1	13.97	CLO4	0.597	0.211	100.00	101709.047	BMB
Total:			0.597	0.211	100.00	101709.047	

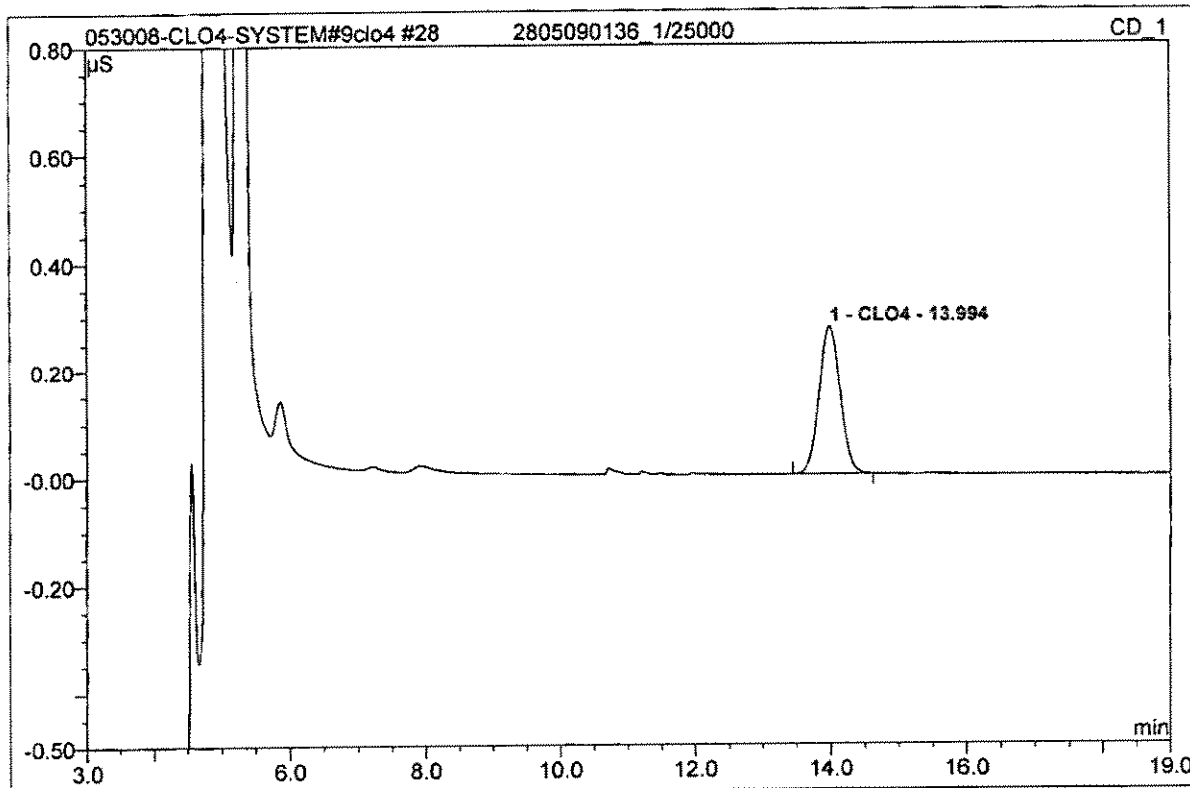
26 2805090135_1/2500			
Sample Type	unknown	Injection Volume:	1000.0
Control Program	Dionex CLO4 Test	Channel:	CD_1
Quantif. Method	CLO4-IC3000	Dilution Factor:	2500.0000
Run Time (min)	19.00	Analyst	CLV
Recording Time	05/30/08 07:42		



No.	Ret.Time min	Peak Name	Height μS	Area μS*min	Rel.Area %	Amount	Type
1	13.99	CLO4	0.361	0.128	100.00	62962.877	BMB
Total:			0.361	0.128	100.00	62962.877	

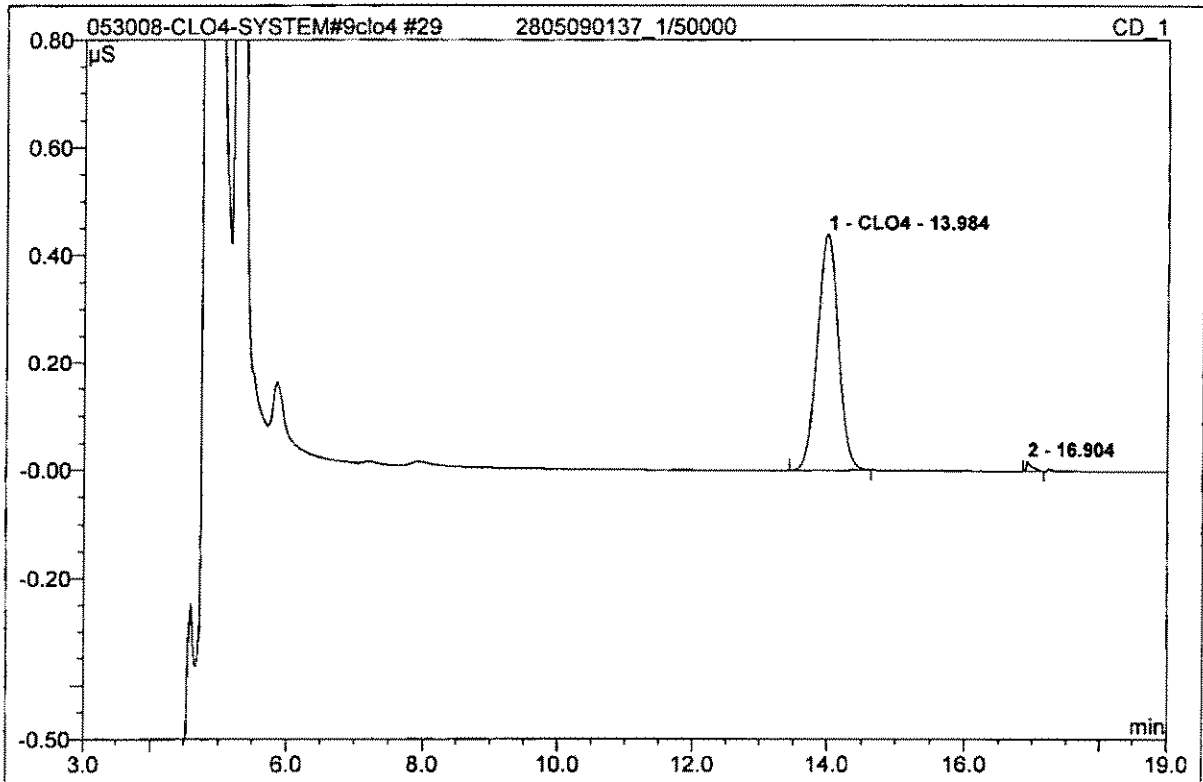
28 2805090136_1/25000

Sample Type	unknown	Injection Volume:	1000.0
Control Program	Dionex CLO4 Test	Channel:	CD_1
Quantif. Method	CLO4-IC3000	Dilution Factor:	25000.0000
Run Time (min)	19.00	Analyst	CLV
Recording Time	05/30/08 08:25		



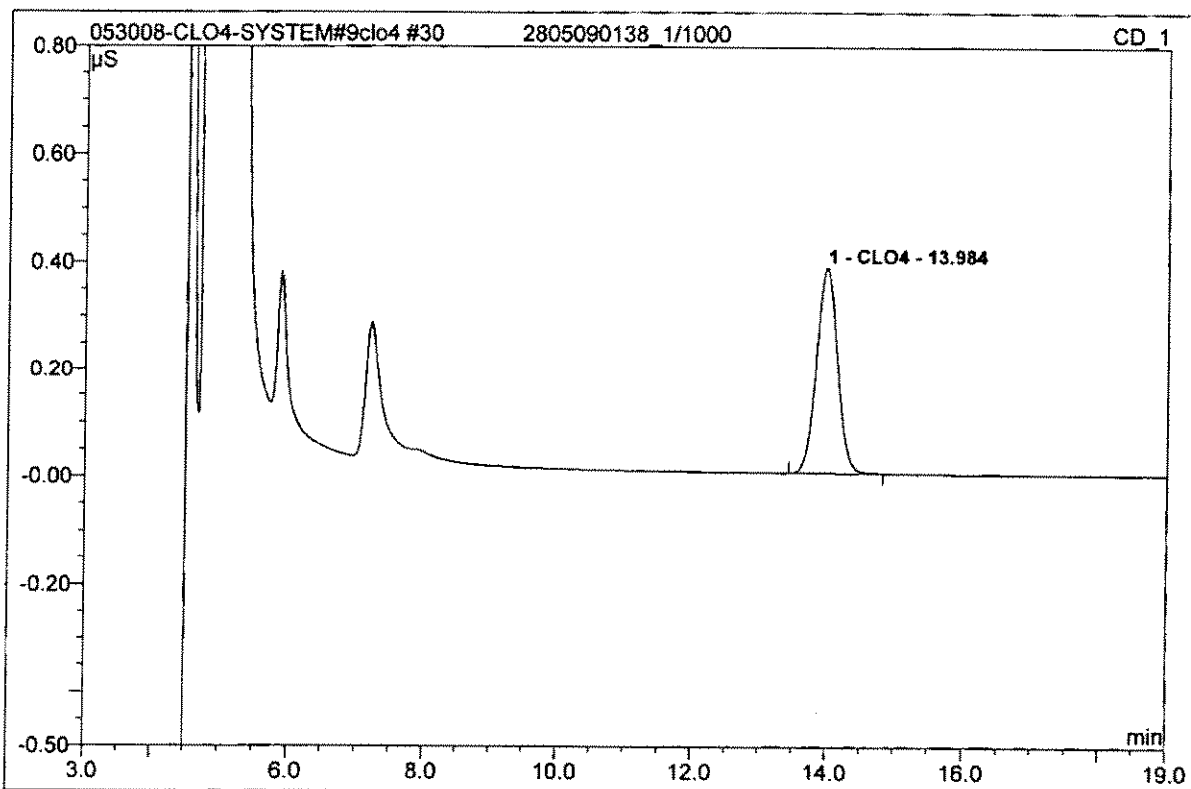
No.	Ret.Time min	Peak Name	Height µS	Area µS*min	Rel.Area %	Amount	Type
1	13.99	CLO4	0.276	0.098	100.00	486326.387	BMB
Total:			0.276	0.098	100.00	486326.387	

29 2805090137_1/50000			
Sample Type	unknown	Injection Volume:	1000.0
Control Program	Dionex CLO4 Test	Channel:	CD_1
Quantif. Method	CLO4-IC3000	Dilution Factor:	50000.0000
Run Time (min)	19.00	Analyst	CLV
Recording Time	05/30/08 08:46		



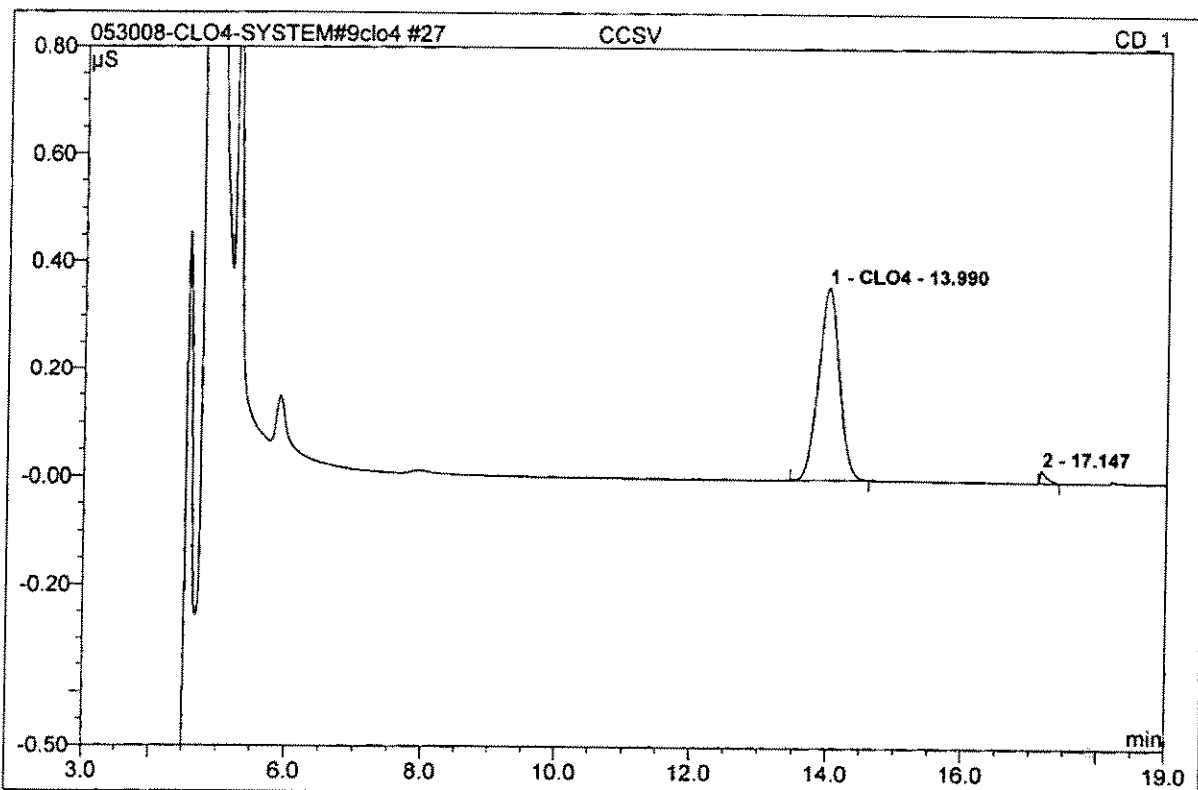
No.	Ret.Time min	Peak Name	Height µS	Area µS*min	Rel.Area %	Amount	Type
1	13.98	CLO4	0.438	0.155	98.88	#####	BMB
Total:			0.438	0.155	98.88	#####	

30 2805090138_1/1000			
Sample Type	unknown	Injection Volume:	1000.0
Control Program	Dionex CLO4 Test	Channel:	CD_1
Quantif. Method	CLO4-IC3000	Dilution Factor:	1000.0000
Run Time (min)	19.00	Analyst	CLV
Recording Time	05/30/08 09:11		



No.	Ret.Time min	Peak Name	Height μS	Area μS*min	Rel.Area %	Amount	Type
1	13.98	CLO4	0.384	0.137	100.00	26757.719	BMB
Total:			0.384	0.137	100.00	26757.719	

27 CCSV			
25			
Sample Type	unknown	Injection Volume:	1000.0
Control Program	Dionex CLO4 Test	Channel:	CD_1
Quantif. Method	CLO4-IC3000	Dilution Factor:	1.0000
Run Time (min)	19.00	Analyst	CLV
Recording Time	05/30/08 08:03		



No.	Ret.Time min	Peak Name	Height µS	Area µS*min	Rel.Area %	Amount	Type
1	13.99	CLO4	0.357	0.127	98.15	24.874	BMB
Total:			0.357	0.127	98.15	24.874	

Perchlorate QC Checklist

rev: 27 Mar 03

Analysis Date: 6/1/08 Analyst: CW

QC'd by M Date 7 Jun 08

Instrument: 1C9 Calculated MCT Level: 1436 umhos/cm

Original IPC conductance: 1400 umhos/cm Daily IPC conductance: 1400 umhos/cm

Calibration including QCS

- QCS (20ppb) recovery is within 90% - 110% (18-22ppb) to verify that the calibration curve (minimum 5 points) still holds.
- Calibration curve is reanalyzed if QCS fails. Correlation Coefficient is 0.995 or better.

Initial QC Check Samples (MLBLANK, MRL, ICCSCV, IPC) to be analyzed with every batch (up to 20 samples) or part thereof

MLBLANK is analyzed before samples. Perchlorate, if present, is $<$ or $=$ half of the MRL.

L-ClO₄ only: ICCSCV at 2ppb is within 50%-150% (1-3ppb)

ClO₄ only: MRL at 4ppb is within 75%-125% (3-5ppb)

IPC (25ppb) recovery is between 80%-120% (20-30ppb)

IPC retention time is within 5% of the retention time of the standards

IPC Conductance level is within 10% of the original

$$PDA/H = 16.6\%$$

$$PDA = 16.7\%$$

LCS/LCSD (25ppb)

Recoveries are between 90%-110% (22.5 - 27.5ppb)

One pair is analyzed per batch (up to 20 samples) or part thereof

MS/MSD (25ppb) NOTE: For UCMR, MS/MSD concentrations alternate between 4ppb and 25ppb

Recoveries are within 80%-120% (20-30ppb) for 25ppb spike 3.2-4.8ppb for 4ppb spike

One pair is analyzed per batch (up to 20 samples) or part thereof

RPD between MS and MSD is within 15%.

Continuing Calibration Verification (MCV, HCV) NOTE: For UCMR ECV and MCV are required

Verification Checks alternate between mid- and high-level during the analysis (low- and mid-level for UCMR)

MCV (25ppb) recovery is between 85%-115% (21.25 - 28.75ppb)

HCV (100ppb) recovery is between 85%-115% (85-115ppb) | 3.0 ECV (4ppb) recovery is between 75%-125% (3.0-5.0)

Pretreat and include the following QC parameters for any batch or part thereof containing samples requiring pretreatment

One Laboratory Reagent Blank (LRB). Perchlorate is $<$ or $=$ half of MRL.

One pair of Laboratory Control Samples (LCS/LCSD). Recovery of perchlorate is between 85%-115%.

One Pair of Laboratory Fortified Matrices (MS/MSD). Recoveries are between 80%-120%

Samples

All samples are analyzed within 28 days of collection.

All samples are analyzed within MCT Conductance limit.

QIR

QIR needed for failed QC

QIR needed for samples analyzed outside of hold time

CONDUCTIVITY MW SOP REVISION 5
SM2510B

Analysis Date: 5/13/08
Analyst: OK
Reviewed By: _____
LIMS Check By: _____

Time of Analysis Start: 1245 End: _____

MRL 2umho/cm: R# _____ exp of solution: _____
KCl Std 1412 R# 201819 exp of solution 9/08
TV = 1412 umho/cm @ 25°C for 0.0100M
Reading: 1400
Instrument: YSI Model 3301 SN: 01A0554 Year Acquired 2001 New

IPC = 3110

Was QC Criteria Met: Y N
Was QIR Needed: Y N

Run #	Sample Number	Sample ID	Client	Date Collected	Temp °C	pH	Scale (umho/mmho)	Result		Comments
								Instrument	Reported (umho/cm)	
	Blank				21	7	ms		0450	
STD	MRL 2umho/cm									1-3 ±50% of TV
STD	KCl - 1000 mho/cm								975	950-1050 ±5% of TV
1	280510 0126		XXXXXXXXXX						300	
2	↓ 0127		XXXXXXXXXX						250	
3	280509 0099		XXXXXXXXXX						250	
4	0078		*						250	
5	0112	.	KM						7800	
6	0115	.							5400	
7	0116	.							8600	
8	0117	.							4700	
9	0118	.							6200	
10	0119	.							1500	
DUP	↓								1500	RPD < 5%
11	0120		↓						2800	
12										
13										
14										
15										
16										
17										
18										
19										
20										
DUP	280509 0120		KM						7800	RPD < 5%
STD	KCl - 10 mho/cm									5-12—RPD < 20% of TV

$$\% \text{ RPD} = \frac{|S1 - S2|}{(S1 + S2)/2} * 100$$

S1 = reading of 1st sample
S2 = reading of 2nd sample

No.	Sample Name,	Comment	Time,	Dil.Fac.,	Amount,
CLO4 CD 1					
1,	CAL1,		05/29/08 22:34,	1.0,	n.a.
2,	CAL2,	2	05/29/08 22:56,	1.0,	2.2448
3,	CAL3,	4	05/29/08 23:17,	1.0,	3.8783
4,	CAL4,	10	05/29/08 23:38,	1.0,	10.0462
5,	CAL5,	25	05/30/08 00:00,	1.0,	24.6008
6,	CAL6,	50	05/30/08 00:21,	1.0,	50.2704
7,	CAL7,	100	05/30/08 00:46,	1.0,	99.9594
8,	QCS,	20	05/31/08 22:18,	1.0,	18.9946
9,	IPC,	EC=1436	05/31/08 22:40,	1.0,	23.3779
10,	MBLANK,		05/31/08 23:01,	1.0,	n.a.
11,	MRL-2,	2	05/31/08 23:23,	1.0,	2.0720
12,	MRL-4,	4	05/31/08 23:47,	1.0,	3.8812
13,	LCS,	25	06/01/08 00:09,	1.0,	23.9188
14,	LCSD,	25	06/01/08 00:30,	1.0,	22.7483
15,	2805130436_1/100,		06/01/08 00:51,	100.0,	2641.9845
16,	2805090120_1/1000,		06/01/08 01:13,	1000.0,	47394.6436
17,	2805100128_1/1000,		06/01/08 01:34,	1000.0,	35529.5078
18,	2805100134_1/5,		06/01/08 01:56,	5.0,	n.a.
19,	2805100136_1/10 DNR,		06/01/08 02:17,	10.0,	6.7204
20,	2805130439_1/10000,		06/01/08 02:38,	10000.0,	315694.6558
21,	2805130453_1/500,		06/01/08 03:00,	500.0,	15980.2958
22,	2805130454_1/50000 DNR,		06/01/08 03:21,	50000.0,	29739.4570
23,	2805130461_1/5 DNR,		06/01/08 03:43,	5.0,	n.a.
24,	2805130597_1/2,		06/01/08 04:04,	2.0,	n.a.
25,	2805130597-MS,	25	06/01/08 04:25,	2.0,	46.8918
26,	2805130597-MSD,	25	06/01/08 04:47,	2.0,	46.8528
27,	CCSV,	25	06/01/08 05:08,	1.0,	24.4867
28,	2805130462_1/10000,		06/01/08 05:29,	10000.0,	245688.0617
29,	2805130463_1/2,		06/01/08 05:51,	2.0,	3.6591
30,	2805130606_1/2,		06/01/08 06:12,	2.0,	n.a.
31,	2805130611_1/2,		06/01/08 06:34,	2.0,	n.a.
32,	2805130621_1/2,		06/01/08 06:55,	2.0,	n.a.
33,	2805130625_1/2,		06/01/08 07:16,	2.0,	n.a.
34,	2805130630_1/10 DNR,	EC=14200/CON	06/01/08 07:38,	10.0,	n.a.
35,	2805140073_1/100,		06/01/08 07:59,	100.0,	821.3392
36,	2805140074_1/100,		06/01/08 08:21,	100.0,	1462.0166
37,	2805140075_1/500,		06/01/08 08:42,	500.0,	24462.0128
38,	HCV,	100	06/01/08 09:03,	1.0,	98.5425
39,	IPC,	25	06/01/08 09:25,	1.0,	23.3983
40,	MBLANK,		06/01/08 09:46,	1.0,	n.a.
41,	MRL-2,	2	06/01/08 10:08,	1.0,	2.3319
42,	MRL-4,	4	06/01/08 10:29,	1.0,	4.0036
43,	LCS,	25	06/01/08 10:50,	1.0,	24.1487
44,	LCSD DNR,	25	06/01/08 11:12,	1.0,	15.0803

95.02
93.52
ND5/242L
1092
97.02
95.72
91.02
DNR
DNR
DNR
224/93.82
224/93.72
98.02
DNR
98.52
93.62
ND5/242L
98.52

45,	2805140076_1/500,		06/01/08 11:33,	500.0,	✓24199.2061	
46,	2805140077_1/500 DNR		06/01/08 11:55,	500.0,	76250.6261	→ DNR
47,	2805140078_1/500 DNR		06/01/08 12:16,	500.0,	344.8166	
48,	2805140079_1/500,		06/01/08 12:37,	500.0,	✓4634.3451	
49,	2805140081_1/500,		06/01/08 12:59,	500.0,	✓4504.5351	→ DNR
50,	2805140082_1/500 DNR		06/01/08 13:20,	500.0,	383513.5792	
51,	2805140083_1/500 DNR		06/01/08 13:42,	500.0,	n.a.	
52,	2805140084_1/500,		06/01/08 14:03,	500.0,	✓8903.3037	
53,	2805140085_1/500 DNR		06/01/08 14:24,	500.0,	n.a.	→ DNR
54,	2805140089_1/2,		06/01/08 14:46,	2.0,	✓n.a.	
55,	2805140089-MS,	25	06/01/08 15:07,	2.0,	✓47.0717	225/99.1 ^h
56,	2805140089-MSD,	25	06/01/08 15:29,	2.0,	46.8213	23.4/93.6 ^h
57,	CCSV,	25	06/01/08 15:56,	1.0,	24.9724	99.9 ^h
58,	LCSD,	RR	06/01/08 16:17,	1.0,	✓24.5015	78.0 ^h
59,	2805140086_1/500,		06/01/08 16:39,	500.0,	✓5311.5052	
60,	2805140087_1/500,		06/01/08 17:00,	500.0,	✓5334.0665	
61,	2805140088_1/500,		06/01/08 17:21,	500.0,	✓6178.9220	
62,	2805140090_1/500 DNR		06/01/08 17:43,	500.0,	496227.2089	
63,	2805140091_1/500 DNR		06/01/08 18:04,	500.0,	364943.8931	
64,	2805140092_1/500 DNR		06/01/08 18:25,	500.0,	59002.8874	
65,	2805140093_1/500 DNR		06/01/08 18:47,	500.0,	357869.9503	→ DNR
66,	2805140094_1/500 DNR		06/01/08 19:08,	500.0,	353043.5106	
67,	2805140095_1/500 DNR		06/01/08 19:30,	500.0,	1748.2745	
68,	2805140096_1/500,		06/01/08 19:51,	500.0,	3030.0340	
69,	HCV,	100	06/01/08 20:12,	1.0,	100.9745	101 ^h

no. nm c/a/00

Sequence: 060108A-CLO4-SYSTEM#9CLO4
Operator: dionex

Page 1 of 4
Printed: 6/4/2008 19:44:38

Title: Temporary sequence for manual data acquisition

Datasource: IC-SERVER-4
Location: ICS3000\IC#9\2008\JUNE
Timebase: ICS3000
#Samples: 69

Created: 6/3/2008 10:59:33 by dionex
Last Update: 6/3/2008 11:06:39 by dionex

No.	Name	Sample ID	Dil. Factor	Comment	Type	Program
1	CAL1	0	1.0000		Standard	Dionex CLO4 Test
2	CAL2	R201449 EXP 07/28/09	1.0000	2	Standard	Dionex CLO4 Test
3	CAL3	4	1.0000	4	Standard	Dionex CLO4 Test
4	CAL4	10	1.0000	10	Standard	Dionex CLO4 Test
5	CAL5	25	1.0000	25	Standard	Dionex CLO4 Test
6	CAL6	50	1.0000	50	Standard	Dionex CLO4 Test
7	CAL7	100	1.0000	100	Standard	Dionex CLO4 Test
8	QCS	R201789 EXP 07/10/09	1.0000	20	Unknown	Dionex CLO4 Test
9	IPC	25	1.0000	EC=1436	Unknown	Dionex CLO4 Test
10	MBLANK		1.0000		Unknown	Dionex CLO4 Test
11	MRL-2	2	1.0000	2	Unknown	Dionex CLO4 Test
12	MRL-4	4	1.0000	4	Unknown	Dionex CLO4 Test
13	LCS	25	1.0000	25	Unknown	Dionex CLO4 Test
14	LCSD	25	1.0000	25	Unknown	Dionex CLO4 Test
15	2805130436_1/100		100.0000		Unknown	Dionex CLO4 Test
16	2805090120_1/1000		1000.0000		Unknown	Dionex CLO4 Test
17	2805100128_1/1000		1000.0000		Unknown	Dionex CLO4 Test
18	2805100134_1/5		5.0000		Unknown	Dionex CLO4 Test
19	2805100136_1/10 DNR		10.0000		Unknown	Dionex CLO4 Test
20	2805130439_1/10000		10000.0000		Unknown	Dionex CLO4 Test
21	2805130453_1/500		500.0000		Unknown	Dionex CLO4 Test
22	2805130454_1/50000 DNR		50000.0000		Unknown	Dionex CLO4 Test
23	2805130461_1/5 DNR		5.0000		Unknown	Dionex CLO4 Test
24	2805130597_1/2		2.0000		Unknown	Dionex CLO4 Test
25	2805130597-MS	25	2.0000	25	Unknown	Dionex CLO4 Test
26	2805130597-MSD	25	2.0000	25	Unknown	Dionex CLO4 Test
27	CCSV	25	1.0000	25	Unknown	Dionex CLO4 Test
28	2805130462_1/10000		10000.0000		Unknown	Dionex CLO4 Test
29	2805130463_1/2		2.0000		Unknown	Dionex CLO4 Test
30	2805130606_1/2		2.0000		Unknown	Dionex CLO4 Test
31	2805130611_1/2		2.0000		Unknown	Dionex CLO4 Test
32	2805130621_1/2		2.0000		Unknown	Dionex CLO4 Test
33	2805130625_1/2		2.0000		Unknown	Dionex CLO4 Test
34	2805130630_1/10 DNR		10.0000	EC=14200/CONFIRMATION ONLY	Unknown	Dionex CLO4 Test
35	2805140073_1/100		100.0000		Unknown	Dionex CLO4 Test
36	2805140074_1/100		100.0000		Unknown	Dionex CLO4 Test
37	2805140075_1/500		500.0000		Unknown	Dionex CLO4 Test
38	HCV	100	1.0000	100	Unknown	Dionex CLO4 Test
39	IPC	25	1.0000	25	Unknown	Dionex CLO4 Test
40	MBLANK		1.0000		Unknown	Dionex CLO4 Test
41	MRL-2	2	1.0000	2	Unknown	Dionex CLO4 Test
42	MRL-4	4	1.0000	4	Unknown	Dionex CLO4 Test
43	LCS	25	1.0000	25	Unknown	Dionex CLO4 Test
44	LCSD DNR	25	1.0000	25	Unknown	Dionex CLO4 Test
45	2805140076_1/500		500.0000		Unknown	Dionex CLO4 Test
46	2805140077_1/500 DNR		500.0000		Unknown	Dionex CLO4 Test
47	2805140078_1/500 DNR		500.0000		Unknown	Dionex CLO4 Test
48	2805140079_1/500		500.0000		Unknown	Dionex CLO4 Test
49	2805140081_1/500		500.0000		Unknown	Dionex CLO4 Test

Sequence: 060108A-CLO4-SYSTEM#9CLO4
Operator: dionex

Page 2 of 4
Printed: 6/4/2008 19:44:38

Title: Temporary sequence for manual data acquisition

Datasource: IC-SERVER-4
Location: ICS3000\IC#9\2008\JUNE
Timebase: ICS3000
#Samples: 69

Created: 6/3/2008 10:59:33 by dionex
Last Update: 6/3/2008 11:06:39 by dionex

No.	Name	Method	Status	Inj. Date/Time	*Analyst
1	CAL1	CLO4-IC3000	Finished	5/29/2008 22:34:48	CLV
2	CAL2	CLO4-IC3000	Finished	5/29/2008 22:56:12	CLV
3	CAL3	CLO4-IC3000	Finished	5/29/2008 23:17:35	CLV
4	CAL4	CLO4-IC3000	Finished	5/29/2008 23:38:59	CLV
5	CAL5	CLO4-IC3000	Finished	5/30/2008 00:00:22	CLV
6	CAL6	CLO4-IC3000	Finished	5/30/2008 00:21:46	CLV
7	CAL7	CLO4-IC3000	Finished	5/30/2008 00:46:23	CLV
8	QCS	CLO4-IC3000	Finished	5/31/2008 22:18:55	CLV
9	IPC	CLO4-IC3000	Finished	5/31/2008 22:40:18	CLV
10	MBLANK	CLO4-IC3000	Finished	5/31/2008 23:01:42	CLV
11	MRL-2	CLO4-IC3000	Finished	5/31/2008 23:23:05	CLV
12	MRL-4	CLO4-IC3000	Finished	5/31/2008 23:47:42	CLV
13	LCS	CLO4-IC3000	Finished	6/1/2008 00:09:06	CLV
14	LCSD	CLO4-IC3000	Finished	6/1/2008 00:30:30	CLV
15	2805130436_1/100	CLO4-IC3000	Finished	6/1/2008 00:51:54	CLV
16	2805090120_1/1000	CLO4-IC3000	Finished	6/1/2008 01:13:18	CLV
17	2805100128_1/1000	CLO4-IC3000	Finished	6/1/2008 01:34:41	CLV
18	2805100134_1/5	CLO4-IC3000	Finished	6/1/2008 01:56:04	CLV
19	2805100136_1/10 DNR	CLO4-IC3000	Finished	6/1/2008 02:17:27	CLV
20	2805130439_1/10000	CLO4-IC3000	Finished	6/1/2008 02:38:50	CLV
21	2805130453_1/500	CLO4-IC3000	Finished	6/1/2008 03:00:14	CLV
22	2805130454_1/50000 DNR	CLO4-IC3000	Finished	6/1/2008 03:21:37	CLV
23	2805130461_1/5 DNR	CLO4-IC3000	Finished	6/1/2008 03:43:00	CLV
24	2805130597_1/2	CLO4-IC3000	Finished	6/1/2008 04:04:23	CLV
25	2805130597-MS	CLO4-IC3000	Finished	6/1/2008 04:25:47	CLV
26	2805130597-MSD	CLO4-IC3000	Finished	6/1/2008 04:47:10	CLV
27	CCSV	CLO4-IC3000	Finished	6/1/2008 05:08:33	CLV
28	2805130462_1/10000	CLO4-IC3000	Finished	6/1/2008 05:29:56	CLV
29	2805130463_1/2	CLO4-IC3000	Finished	6/1/2008 05:51:20	CLV
30	2805130608_1/2	CLO4-IC3000	Finished	6/1/2008 06:12:43	CLV
31	2805130611_1/2	CLO4-IC3000	Finished	6/1/2008 06:34:06	CLV
32	2805130621_1/2	CLO4-IC3000	Finished	6/1/2008 06:55:30	CLV
33	2805130625_1/2	CLO4-IC3000	Finished	6/1/2008 07:16:53	CLV
34	2805130630_1/10 DNR	CLO4-IC3000	Finished	6/1/2008 07:38:16	CLV
35	2805140073_1/100	CLO4-IC3000	Finished	6/1/2008 07:59:40	CLV
36	2805140074_1/100	CLO4-IC3000	Finished	6/1/2008 08:21:11	CLV
37	2805140075_1/500	CLO4-IC3000	Finished	6/1/2008 08:42:35	CLV
38	HCV	CLO4-IC3000	Finished	6/1/2008 09:03:59	CLV
39	IPC	CLO4-IC3000	Finished	6/1/2008 09:25:22	CLV
40	MBLANK	CLO4-IC3000	Finished	6/1/2008 09:46:46	CLV
41	MRL-2	CLO4-IC3000	Finished	6/1/2008 10:08:10	CLV
42	MRL-4	CLO4-IC3000	Finished	6/1/2008 10:29:33	CLV
43	LCS	CLO4-IC3000	Finished	6/1/2008 10:50:56	CLV
44	LCSD DNR	CLO4-IC3000	Finished	6/1/2008 11:12:20	CLV
45	2805140076_1/500	CLO4-IC3000	Finished	6/1/2008 11:33:43	CLV
46	2805140077_1/500 DNR	CLO4-IC3000	Finished	6/1/2008 11:55:07	CLV
47	2805140078_1/500 DNR	CLO4-IC3000	Finished	6/1/2008 12:16:31	CLV
48	2805140079_1/500	CLO4-IC3000	Finished	6/1/2008 12:37:54	CLV
49	2805140081_1/500	CLO4-IC3000	Finished	6/1/2008 12:59:18	CLV

Sequence: 060108A-CLO4-SYSTEM#9CLO4
Operator: dionex

Page 3 of 4
Printed: 6/4/2008 19:44:38

Title: Temporary sequence for manual data acquisition

Datasource: IC-SERVER-4
Location: ICS3000\IC#9\2008\JUNE
Timebase: ICS3000
#Samples: 69

Created: 6/3/2008 10:59:33 by dionex
Last Update: 6/3/2008 11:06:39 by dionex

No.	Name	Sample ID	Dil. Factor	Comment	Type	Program
50	2805140082_1/500 DNR		500.0000		Unknown	Dionex CLO4 Test
51	2805140083_1/500 DNR		500.0000		Unknown	Dionex CLO4 Test
52	2805140084_1/500		500.0000		Unknown	Dionex CLO4 Test
53	2805140085_1/500 DNR		500.0000		Unknown	Dionex CLO4 Test
54	2805140089_1/2		2.0000		Unknown	Dionex CLO4 Test
55	2805140089-MS		2.0000	25	Unknown	Dionex CLO4 Test
56	2805140089-MSD		2.0000	25	Unknown	Dionex CLO4 Test
57	CCSV		1.0000	25	Unknown	Dionex CLO4 Test
58	LCSD	25	1.0000	RR	Unknown	Dionex CLO4 Test
59	2805140086_1/500		500.0000		Unknown	Dionex CLO4 Test
60	2805140087_1/500		500.0000		Unknown	Dionex CLO4 Test
61	2805140088_1/500		500.0000		Unknown	Dionex CLO4 Test
62	2805140090_1/500 DNR		500.0000		Unknown	Dionex CLO4 Test
63	2805140091_1/500 DNR		500.0000		Unknown	Dionex CLO4 Test
64	2805140092_1/500 DNR		500.0000		Unknown	Dionex CLO4 Test
65	2805140093_1/500 DNR		500.0000		Unknown	Dionex CLO4 Test
66	2805140094_1/500 DNR		500.0000		Unknown	Dionex CLO4 Test
67	2805140095_1/500 DNR		500.0000		Unknown	Dionex CLO4 Test
68	2805140096_1/500		500.0000		Unknown	Dionex CLO4 Test
69	HCV	100	1.0000	100	Unknown	Dionex CLO4 Test

Sequence: 060108A-CLO4-SYSTEM#9CLO4
Operator: dionex

Page 4 of 4
Printed: 6/4/2008 19:44:38

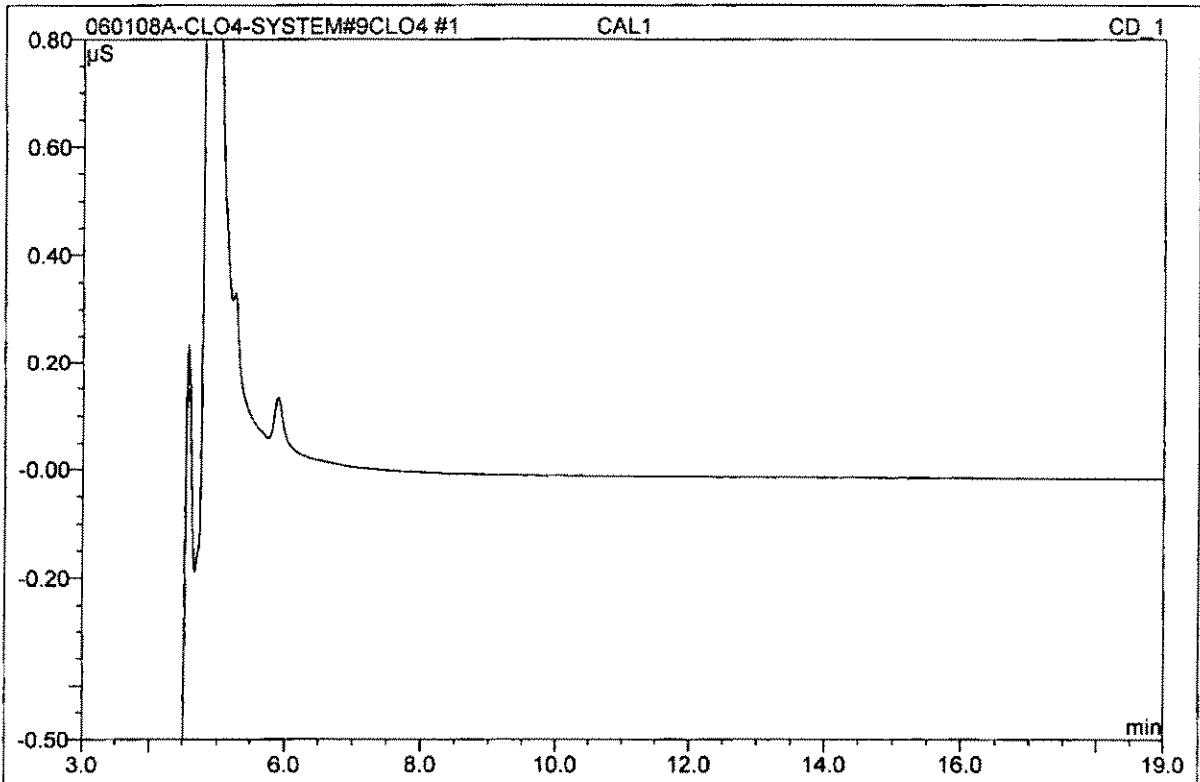
Title: Temporary sequence for manual data acquisition

Datasource: IC-SERVER-4
Location: ICS3000\IC#9\2008\JUNE
Timebase: ICS3000
#Samples: 69

Created: 6/3/2008 10:59:33 by dionex
Last Update: 6/3/2008 11:06:39 by dionex

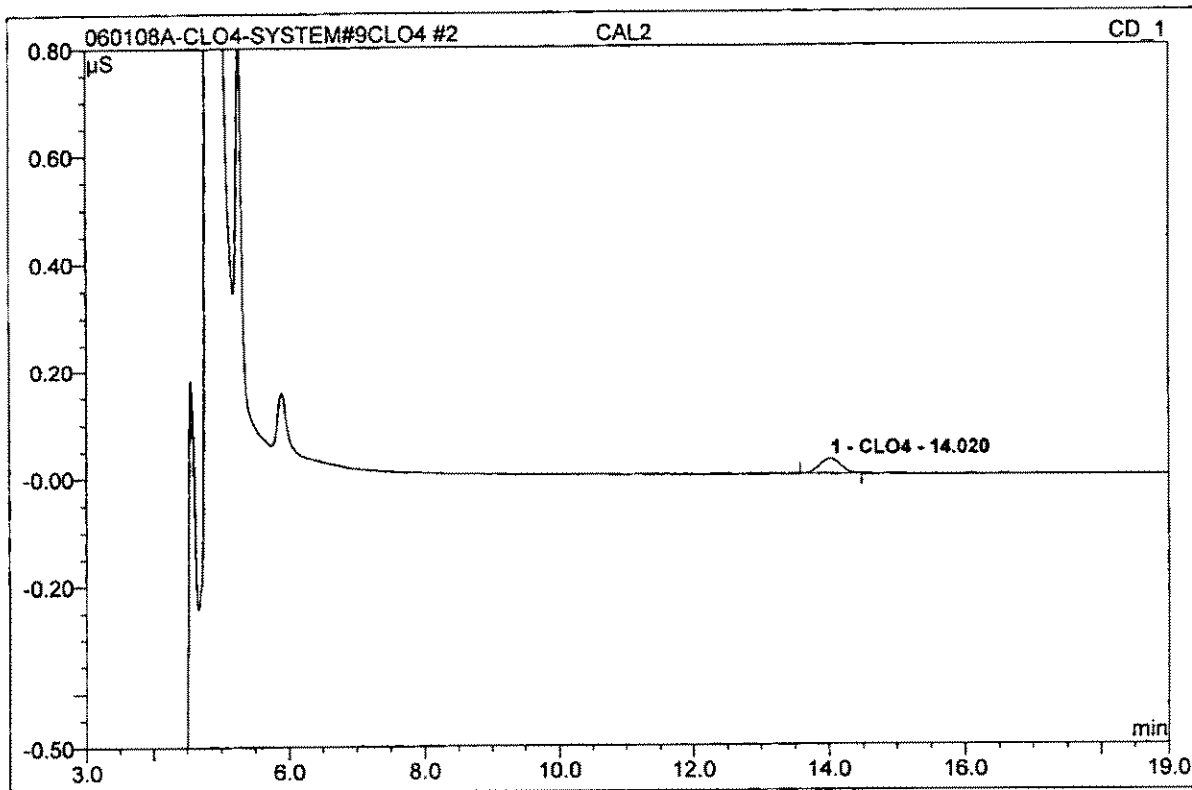
No.	Name	Method	Status	Inj. Date/Time	*Analyst
50	2805140082_1/500 DNR	CLO4-IC3000	Finished	6/1/2008 13:20:41	CLV
51	2805140083_1/500 DNR	CLO4-IC3000	Finished	6/1/2008 13:42:05	CLV
52	2805140084_1/500	CLO4-IC3000	Finished	6/1/2008 14:03:28	CLV
53	2805140085_1/500 DNR	CLO4-IC3000	Finished	6/1/2008 14:24:52	CLV
54	2805140089_1/2	CLO4-IC3000	Finished	6/1/2008 14:46:15	CLV
55	2805140089-MS	CLO4-IC3000	Finished	6/1/2008 15:07:39	CLV
56	2805140089-MSD	CLO4-IC3000	Finished	6/1/2008 15:29:02	CLV
57	CCSV	CLO4-IC3000	Finished	6/1/2008 15:56:15	CLV
58	LCSD	CLO4-IC3000	Finished	6/1/2008 16:17:38	CLV
59	2805140086_1/500	CLO4-IC3000	Finished	6/1/2008 16:39:02	CLV
60	2805140087_1/500	CLO4-IC3000	Finished	6/1/2008 17:00:25	CLV
61	2805140088_1/500	CLO4-IC3000	Finished	6/1/2008 17:21:49	CLV
62	2805140090_1/500 DNR	CLO4-IC3000	Finished	6/1/2008 17:43:12	CLV
63	2805140091_1/500 DNR	CLO4-IC3000	Finished	6/1/2008 18:04:36	CLV
64	2805140092_1/500 DNR	CLO4-IC3000	Finished	6/1/2008 18:25:59	CLV
65	2805140093_1/500 DNR	CLO4-IC3000	Finished	6/1/2008 18:47:23	CLV
66	2805140094_1/500 DNR	CLO4-IC3000	Finished	6/1/2008 19:08:46	CLV
67	2805140095_1/500 DNR	CLO4-IC3000	Finished	6/1/2008 19:30:10	CLV
68	2805140096_1/500	CLO4-IC3000	Finished	6/1/2008 19:51:33	CLV
69	HCV	CLO4-IC3000	Finished	6/1/2008 20:12:57	CLV

1 CAL1			
Sample Type	standard	Injection Volume:	1000.0
Control Program	Dionex CLO4 Test	Channel:	CD_1
Quantif. Method	CLO4-IC3000	Dilution Factor:	1.0000
Run Time (min)	19.00	Analyst	CLV
Recording Time	05/29/08 22:34		



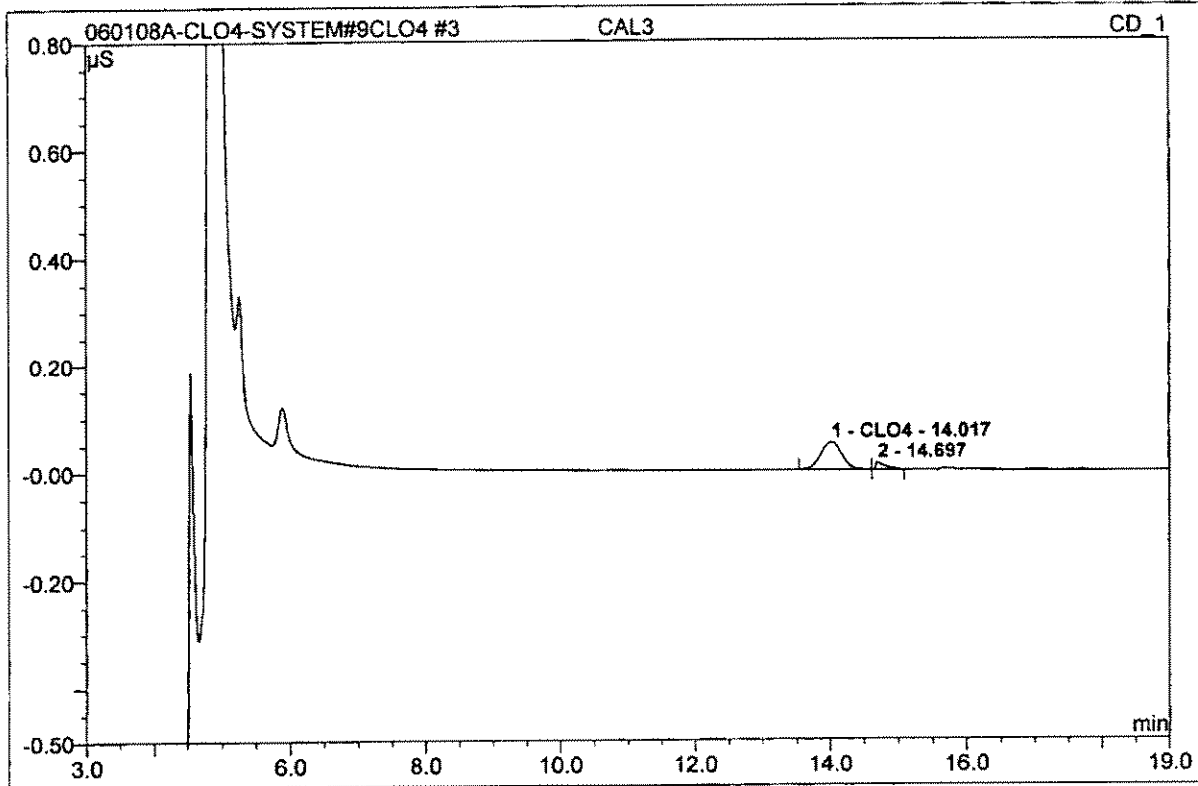
No.	Ret.Time min	Peak Name	Height μS	Area μS*min	Rel.Area %	Amount	Type
Total:			0.000	0.000	0.00	0.000	

2 CAL2			
2			
Sample Type	standard	Injection Volume:	1000.0
Control Program	Dionex CLO4 Test	Channel:	CD_1
Quantif. Method	CLO4-IC3000	Dilution Factor:	1.0000
Run Time (min)	19.00	Analyst	CLV
Recording Time	05/29/08 22:56		



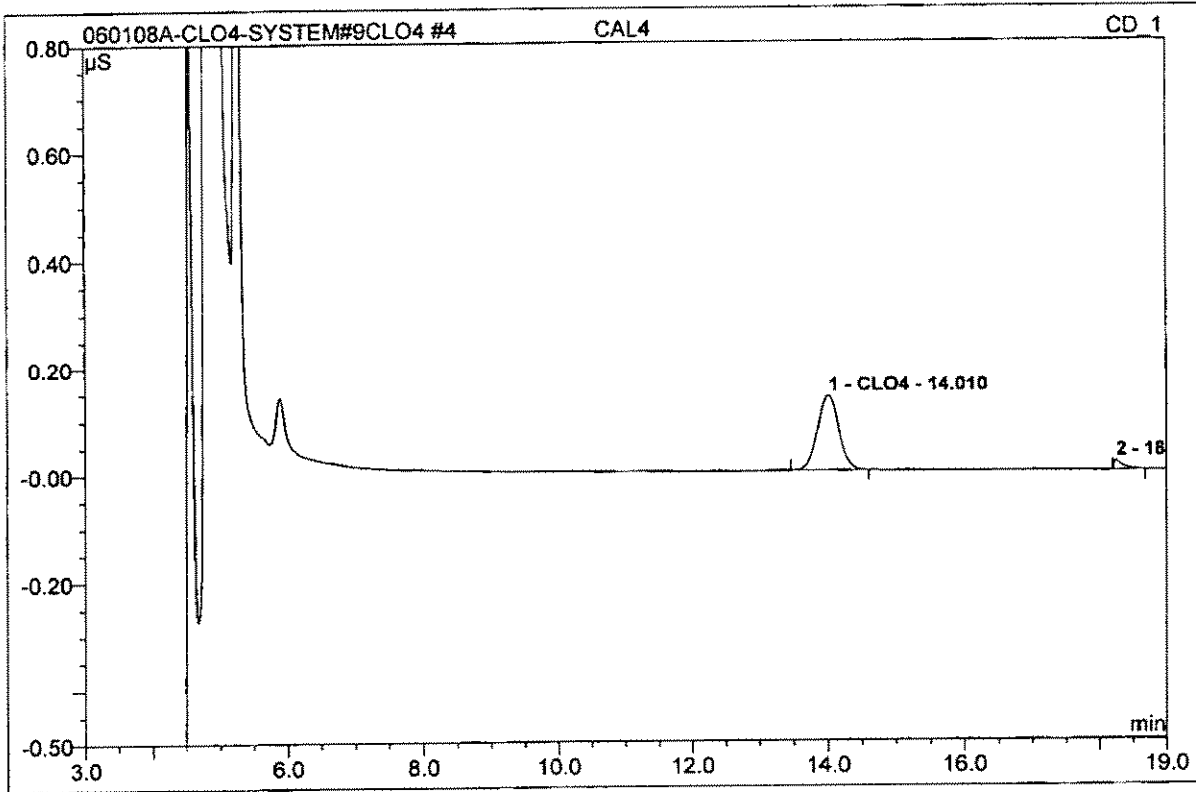
No.	Ret.Time min	Peak Name	Height µS	Area µS*min	Rel.Area %	Amount	Type
1	14.02	CLO4	0.028	0.010	100.00	2.245	BMB
Total:			0.028	0.010	100.00	2.245	

3 CAL3			
4			
Sample Type	standard	Injection Volume:	1000.0
Control Program	Dionex CLO4 Test	Channel:	CD_1
Quantif. Method	CLO4-IC3000	Dilution Factor:	1.0000
Run Time (min)	19.00	Analyst	CLV
Recording Time	05/29/08 23:17		



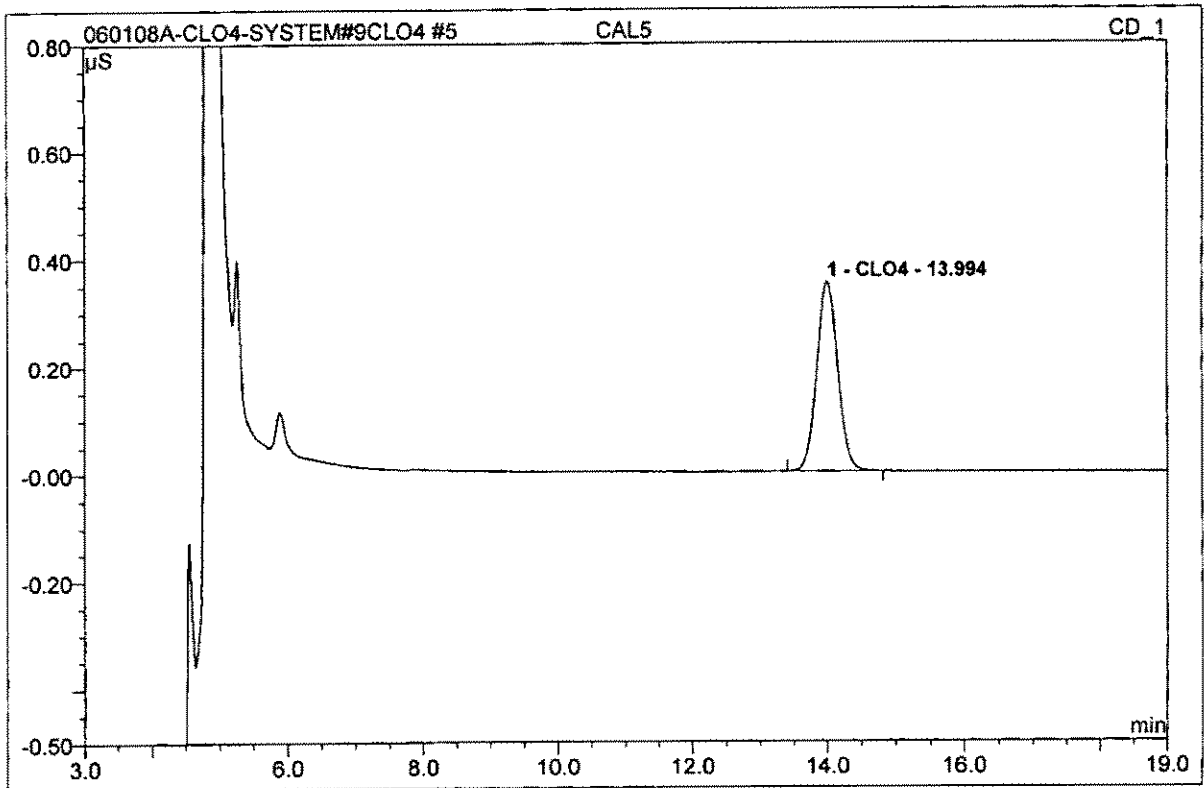
No.	Ret.Time min	Peak Name	Height µS	Area µS*min	Rel.Area %	Amount	Type
1	14.02	CLO4	0.051	0.018	89.38	3.878	BM
Total:			0.051	0.018	89.38	3.878	

4 CAL4			
10			
Sample Type	standard	Injection Volume:	1000.0
Control Program	Dionex CLO4 Test	Channel:	CD_1
Quantif. Method	CLO4-IC3000	Dilution Factor:	1.0000
Run Time (min)	19.00	Analyst	CLV
Recording Time	05/29/08 23:38		



No.	Ret.Time min	Peak Name	Height μS	Area μS*min	Rel.Area %	Amount	Type
1	14.01	CLO4	0.139	0.050	95.13	10.046	BMB
Total:			0.139	0.050	95.13	10.046	

5 CAL5			
25			
Sample Type	standard	Injection Volume:	1000.0
Control Program	Dionex CLO4 Test	Channel:	CD_1
Quantif. Method	CLO4-IC3000	Dilution Factor:	1.0000
Run Time (min)	19.00	Analyst	CLV
Recording Time	05/30/08 00:00		

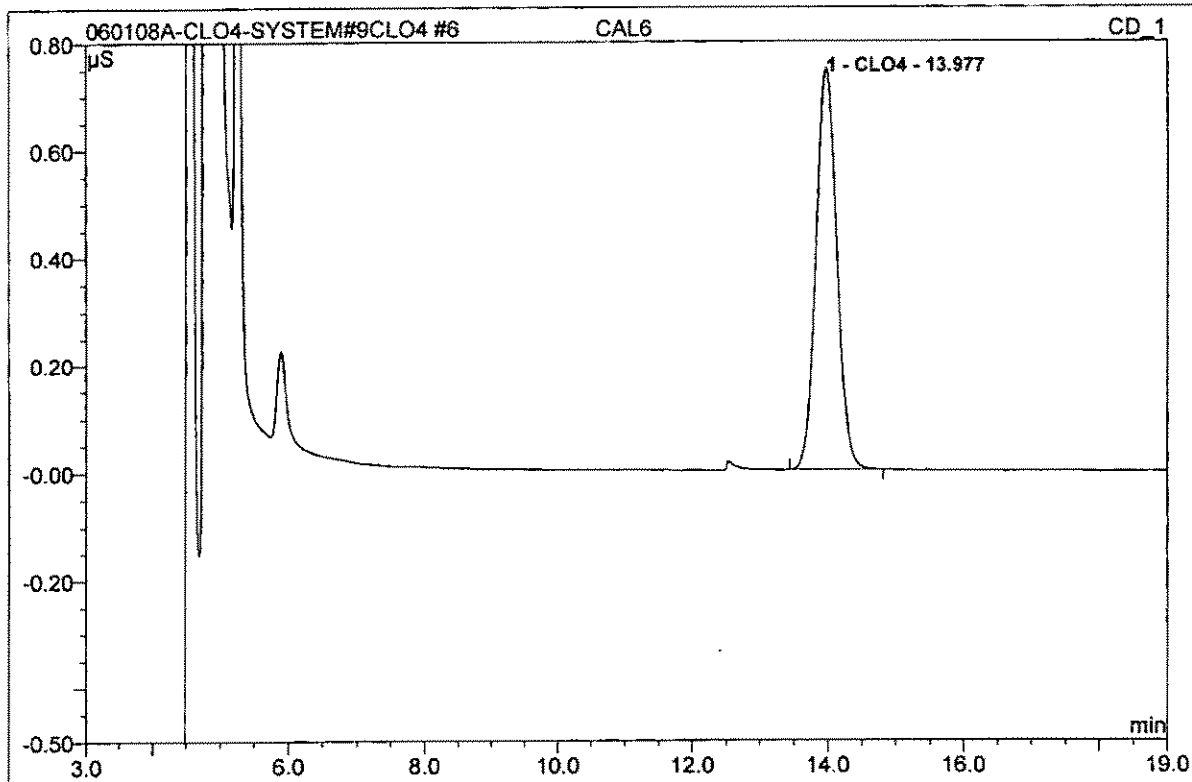


No.	Ret.Time min	Peak Name	Height μS	Area μS*min	Rel.Area %	Amount	Type
1	13.99	CLO4	0.352	0.125	100.00	24.601	BMB
Total:			0.352	0.125	100.00	24.601	

6 CAL6

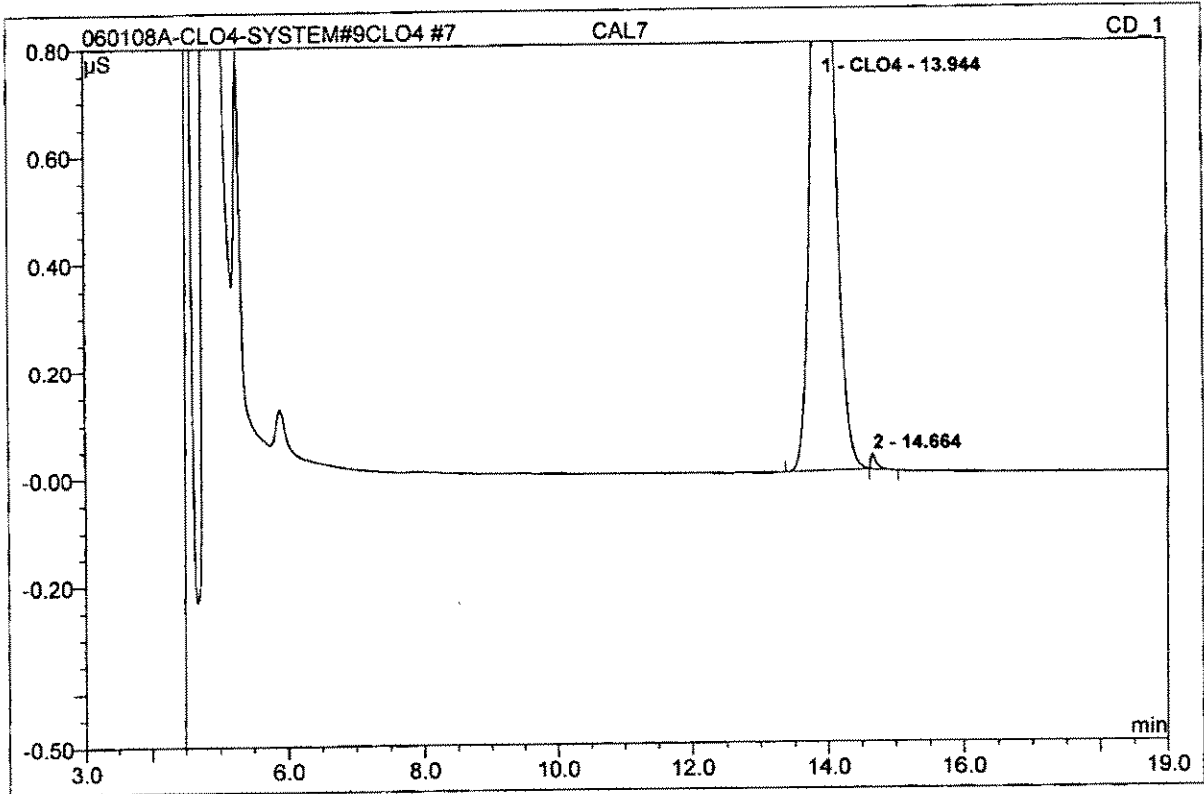
50

Sample Type	standard	Injection Volume:	1000.0
Control Program	Dionex CLO4 Test	Channel:	CD_1
Quantif. Method	CLO4-IC3000	Dilution Factor:	1.0000
Run Time (min)	19.00	Analyst	CLV
Recording Time	05/30/08 00:21		



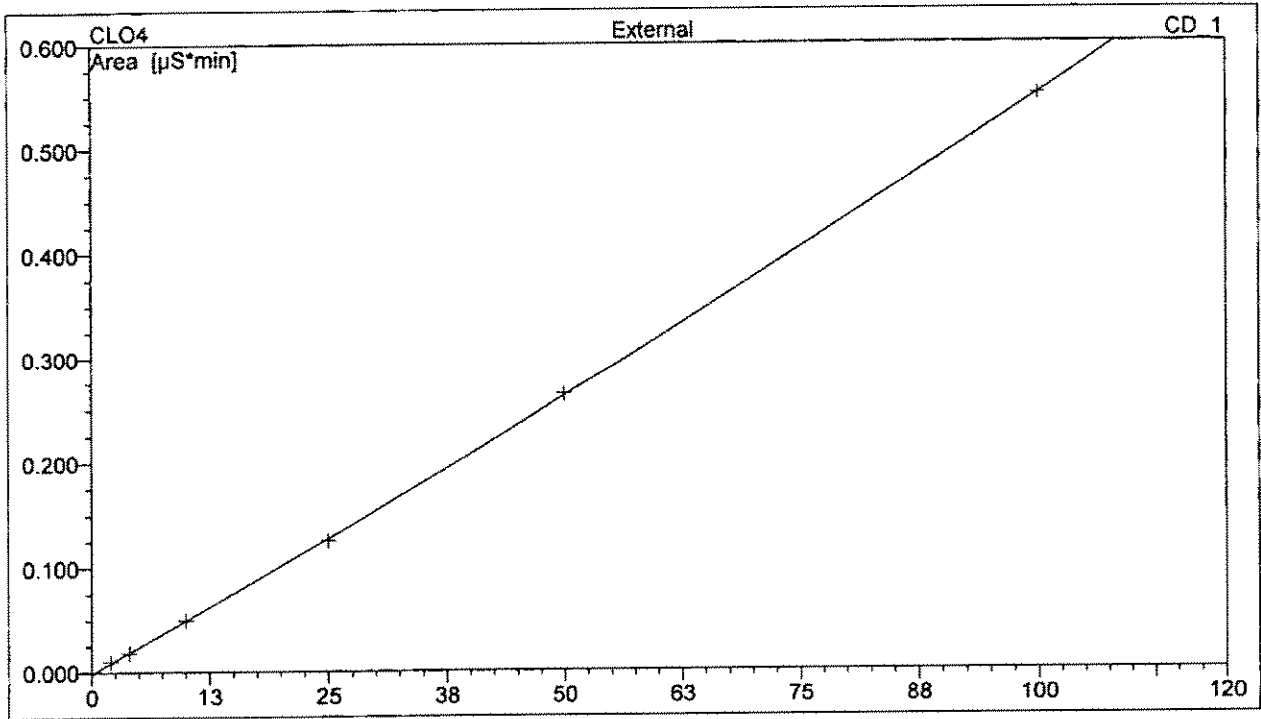
No.	Ret.Time min	Peak Name	Height μS	Area μS*min	Rel.Area %	Amount	Type
1	13.98	CLO4	0.747	0.264	100.00	50.270	BMB
Total:			0.747	0.264	100.00	50.270	

7 CAL7			
100			
Sample Type	standard	Injection Volume:	1000.0
Control Program	Dionex CLO4 Test	Channel:	CD_1
Quantif. Method	CLO4-IC3000	Dilution Factor:	1.0000
Run Time (min)	19.00	Analyst	CLV
Recording Time	05/30/08 00:46		



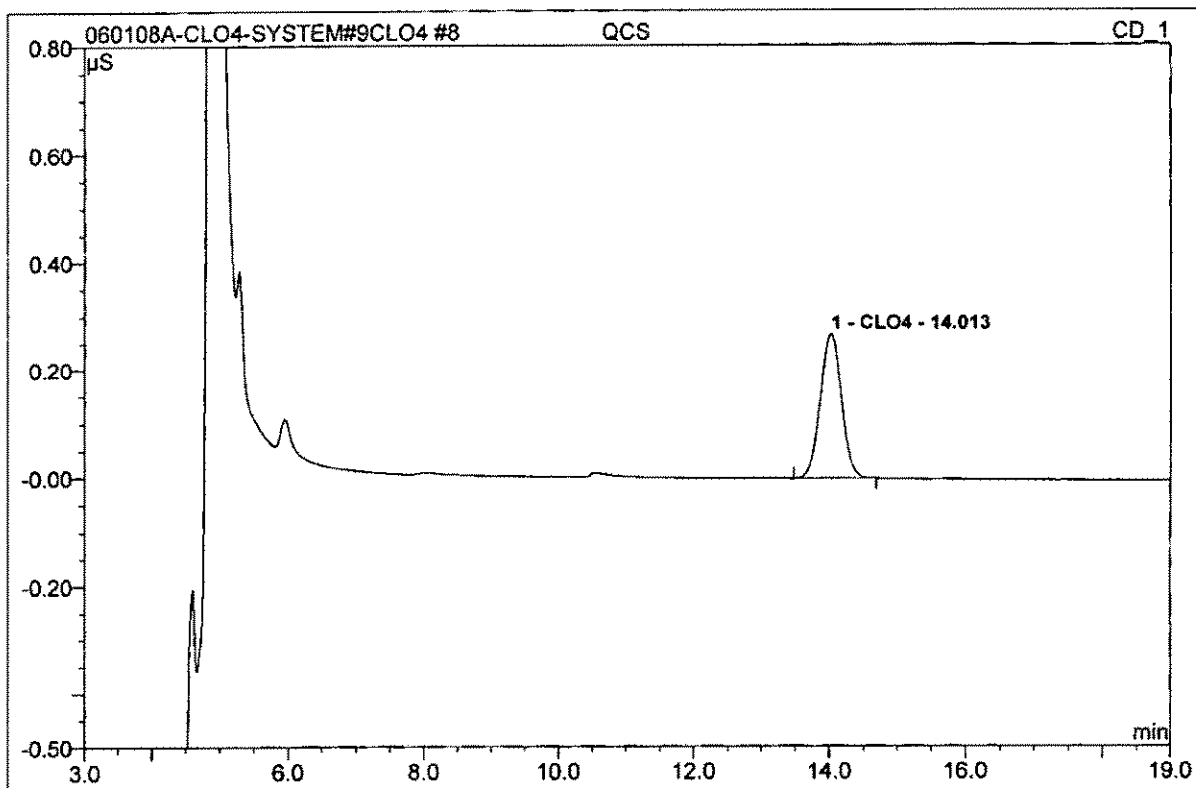
No.	Ret. Time min	Peak Name	Height µS	Area µS*min	Rel. Area %	Amount	Type
1	13.94	CLO4	1.577	0.550	99.54	99.959	BMB
Total:			1.577	0.550	99.54	99.959	

7 CAL7			
100			
Sample Type:	standard	Channel:	CD_1
Control Program:	Dionex CLO4 Test	Wavelength:	CD_1
Quantif. Method:	CLO4-IC3000	Dilution Factor:	1.0000
Recording Time:	05/30/08 00:46	Analyst:	CLV
Run Time (min):	19.00		



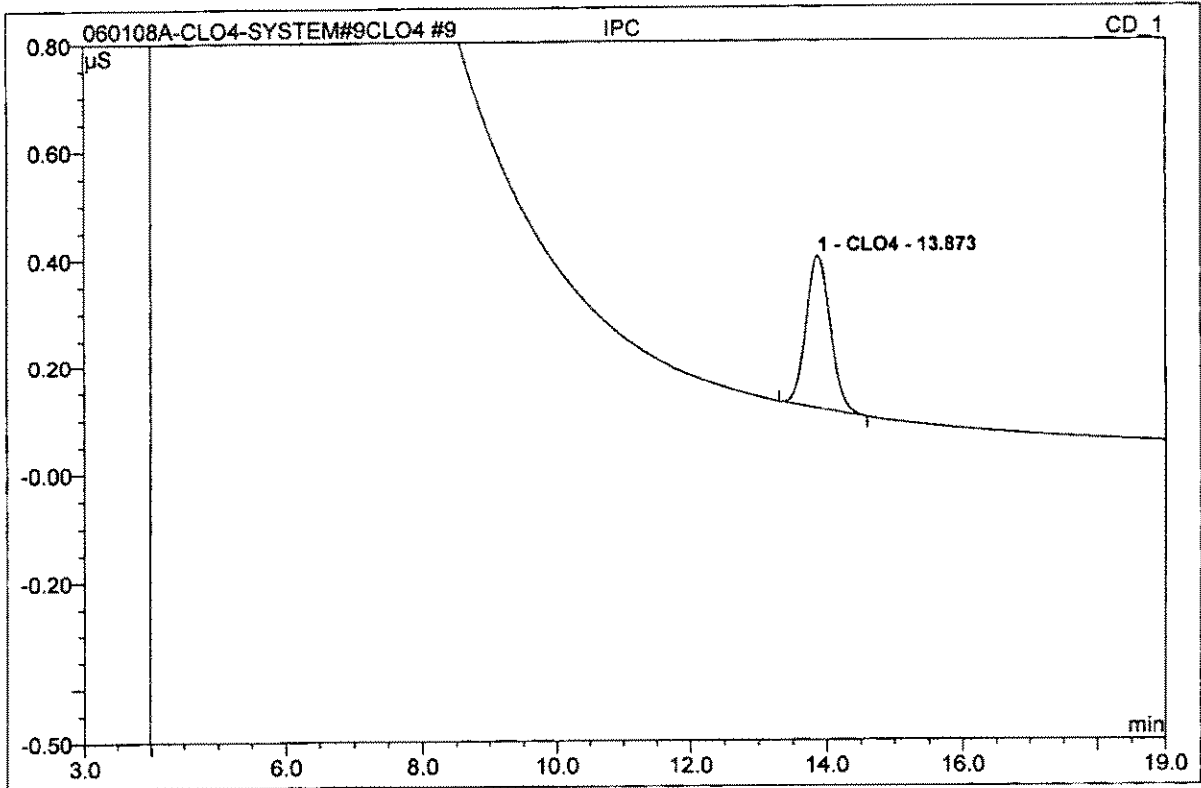
No.	Ret.Time min	Peak Name	Cal.Type	Points	Corr.Coeff. %	Offset	Slope	Curve
1	13.94	CLO4	QOff	6	99.9714	-0.0014	0.0050	0.0000
2	14.66	n.a.	n.a.	n.a.	n.a.	n.a.	n.a.	n.a.
Average:					99.9714	-0.0014	0.0050	0.0000

8 QCS			
20			
Sample Type	unknown	Injection Volume:	1000.0
Control Program	Dionex CLO4 Test	Channel:	CD_1
Quantif. Method	CLO4-IC3000	Dilution Factor:	1.0000
Run Time (min)	19.00	Analyst	CLV
Recording Time	05/31/08 22:18		



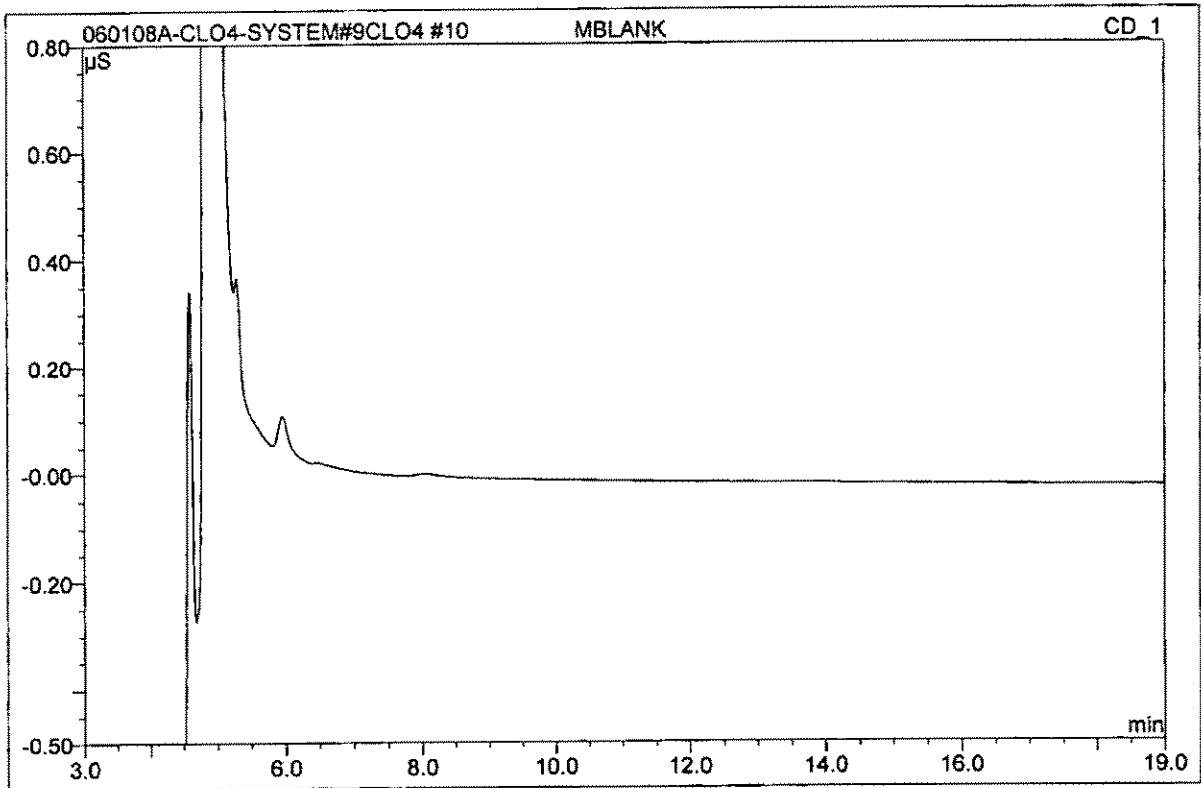
No.	Ret.Time min	Peak Name	Height µS	Area µS*min	Rel.Area %	Amount	Type
1	14.01	CLO4	0.269	0.096	100.00	18.995	BMB
Total:			0.269	0.096	100.00	18.995	

9 IPC			
EC=1436			
Sample Type	unknown	Injection Volume:	1000.0
Control Program	Dionex CLO4 Test	Channel:	CD_1
Quantif. Method	CLO4-IC3000	Dilution Factor:	1.0000
Run Time (min)	19.00	Analyst	CLV
Recording Time	05/31/08 22:40		



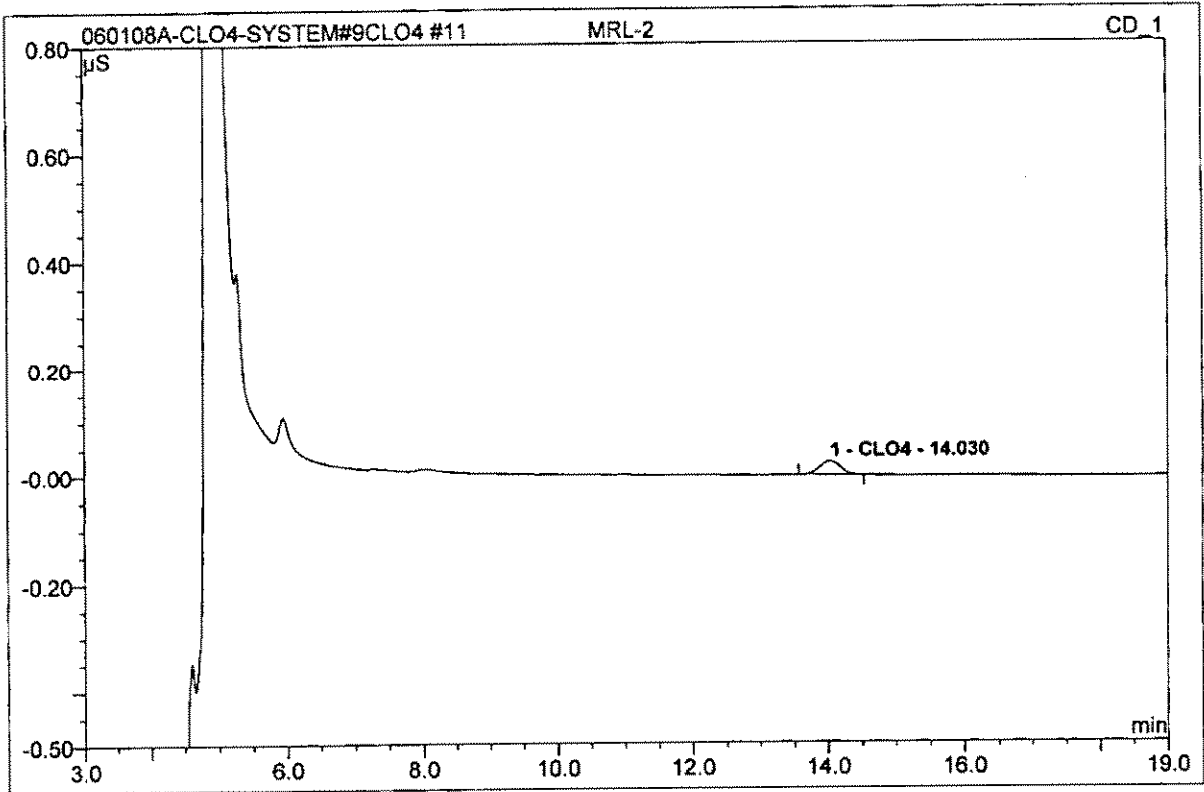
No.	Ret.Time min	Peak Name	Height µS	Area µS*min	Rel.Area %	Amount	Type
1	13.87	CLO4	0.286	0.119	100.00	23.378	BMB
Total:			0.286	0.119	100.00	23.378	

10 MBLANK			
Sample Type	unknown	Injection Volume:	1000.0
Control Program	Dionex CLO4 Test	Channel:	CD_1
Quantif. Method	CLO4-IC3000	Dilution Factor:	1.0000
Run Time (min)	19.00	Analyst	CLV
Recording Time	05/31/08 23:01		



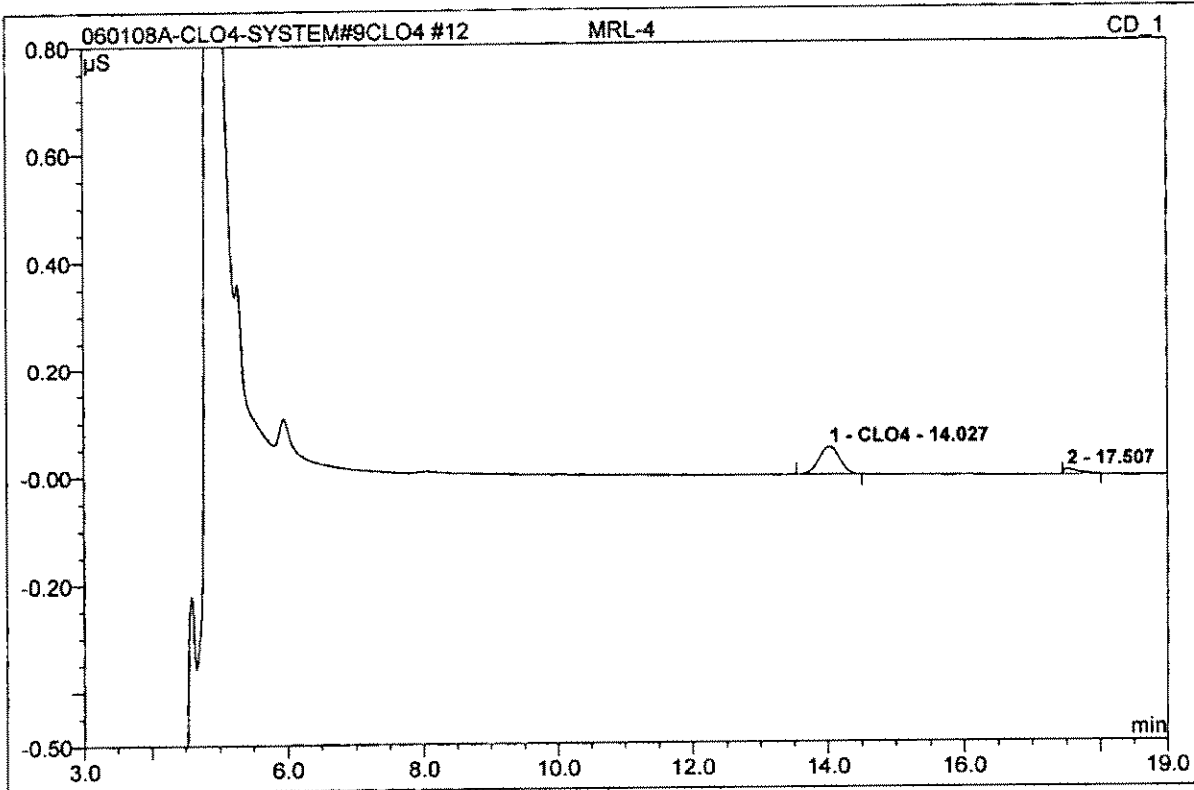
No.	Ret. Time min	Peak Name	Height μS	Area μS*min	Rel.Area %	Amount	Type
Total:			0.000	0.000	0.00	0.000	

11 MRL-2			
2			
Sample Type	unknown	Injection Volume:	1000.0
Control Program	Dionex CLO4 Test	Channel:	CD_1
Quantif. Method	CLO4-IC3000	Dilution Factor:	1.0000
Run Time (min)	19.00	Analyst	CLV
Recording Time	05/31/08 23:23		



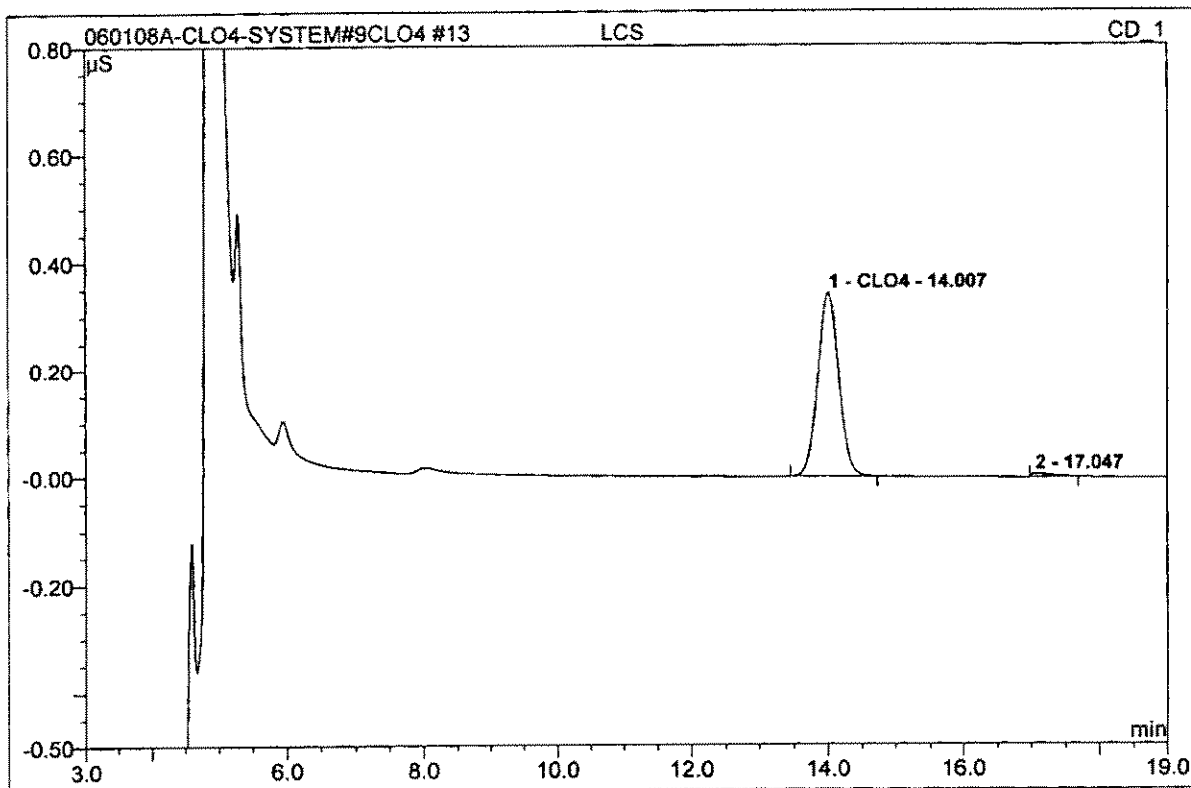
No.	Ret.Time min	Peak Name	Height μS	Area μS*min	Rel.Area %	Amount	Type
1	14.03	CLO4	0.025	0.009	100.00	2.072	BMB
Total:			0.025	0.009	100.00	2.072	

12 MRL-4			
4			
Sample Type	unknown	Injection Volume:	1000.0
Control Program	Dionex CLO4 Test	Channel:	CD_1
Quantif. Method	CLO4-IC3000	Dilution Factor:	1.0000
Run Time (min)	19.00	Analyst	CLV
Recording Time	05/31/08 23:47		



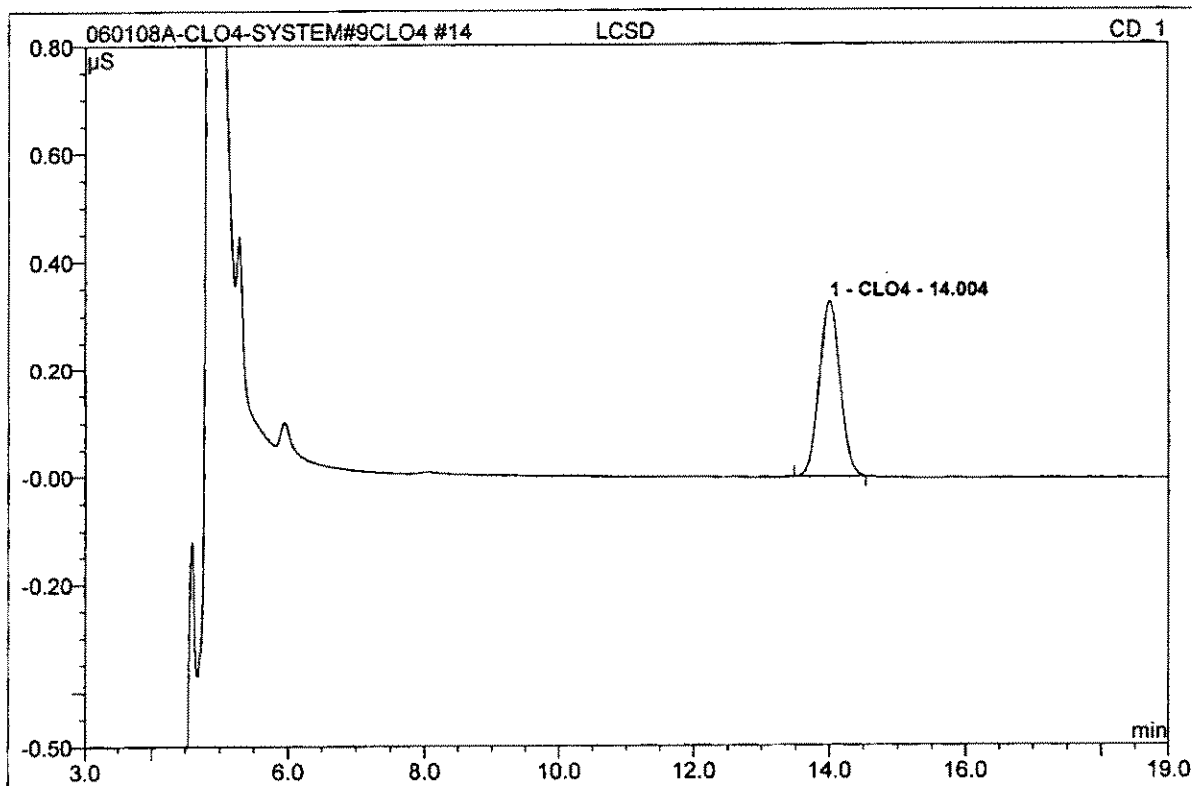
No.	Ret.Time min	Peak Name	Height µS	Area µS*min	Rel.Area %	Amount	Type
1	14.03	CLO4	0.051	0.018	88.35	3.881	BMB
Total:			0.051	0.018	88.35	3.881	

13 LCS			
25			
Sample Type	unknown	Injection Volume:	1000.0
Control Program	Dionex CLO4 Test	Channel:	CD_1
Quantif. Method	CLO4-IC3000	Dilution Factor:	1.0000
Run Time (min)	19.00	Analyst	CLV
Recording Time	06/01/08 00:09		



No.	Ret.Time min	Peak Name	Height μS	Area μS*min	Rel.Area %	Amount	Type
1	14.01	CLO4	0.342	0.122	98.35	23.919	BMB
Total:			0.342	0.122	98.35	23.919	

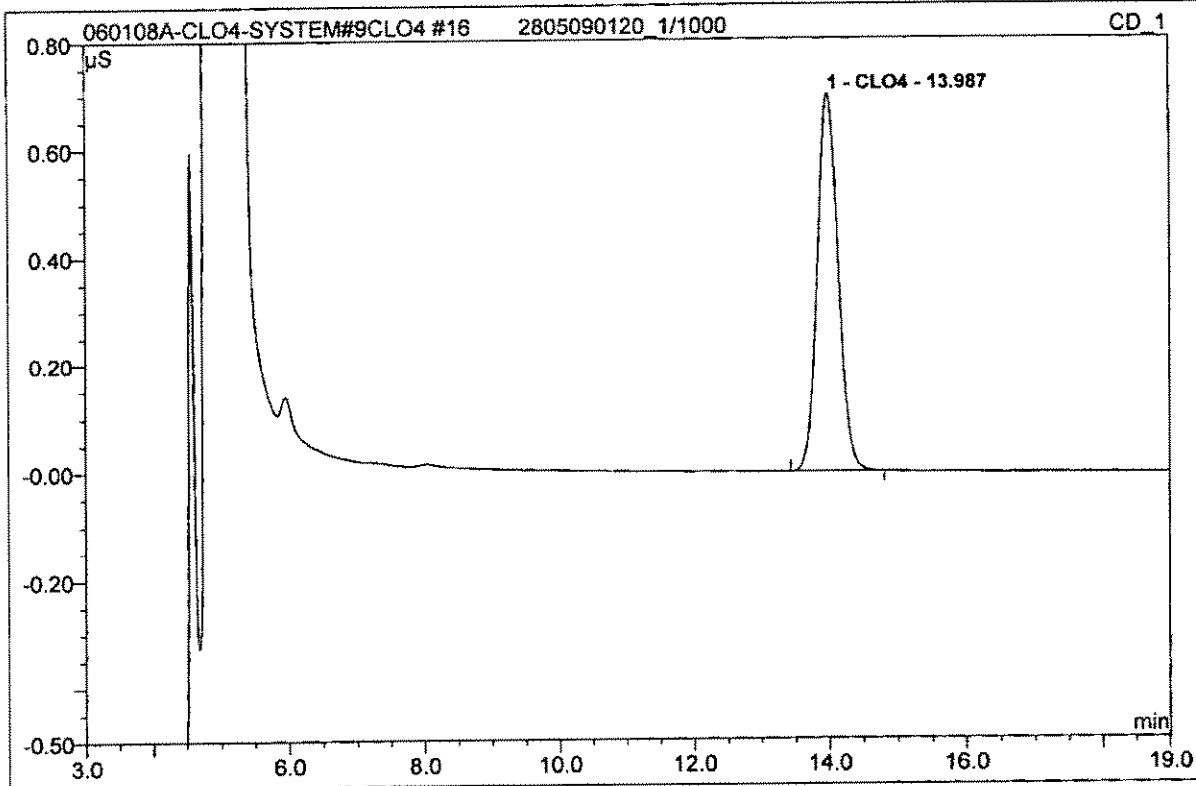
14 LCSD			
25			
Sample Type	unknown	Injection Volume:	1000.0
Control Program	Dionex CLO4 Test	Channel:	CD_1
Quantif. Method	CLO4-IC3000	Dilution Factor:	1.0000
Run Time (min)	19.00	Analyst	CLV
Recording Time	06/01/08 00:30		



No.	Ret.Time min	Peak Name	Height μS	Area μS*min	Rel.Area %	Amount	Type
1	14.00	CLO4	0.326	0.116	100.00	22.748	BMB
Total:			0.326	0.116	100.00	22.748	

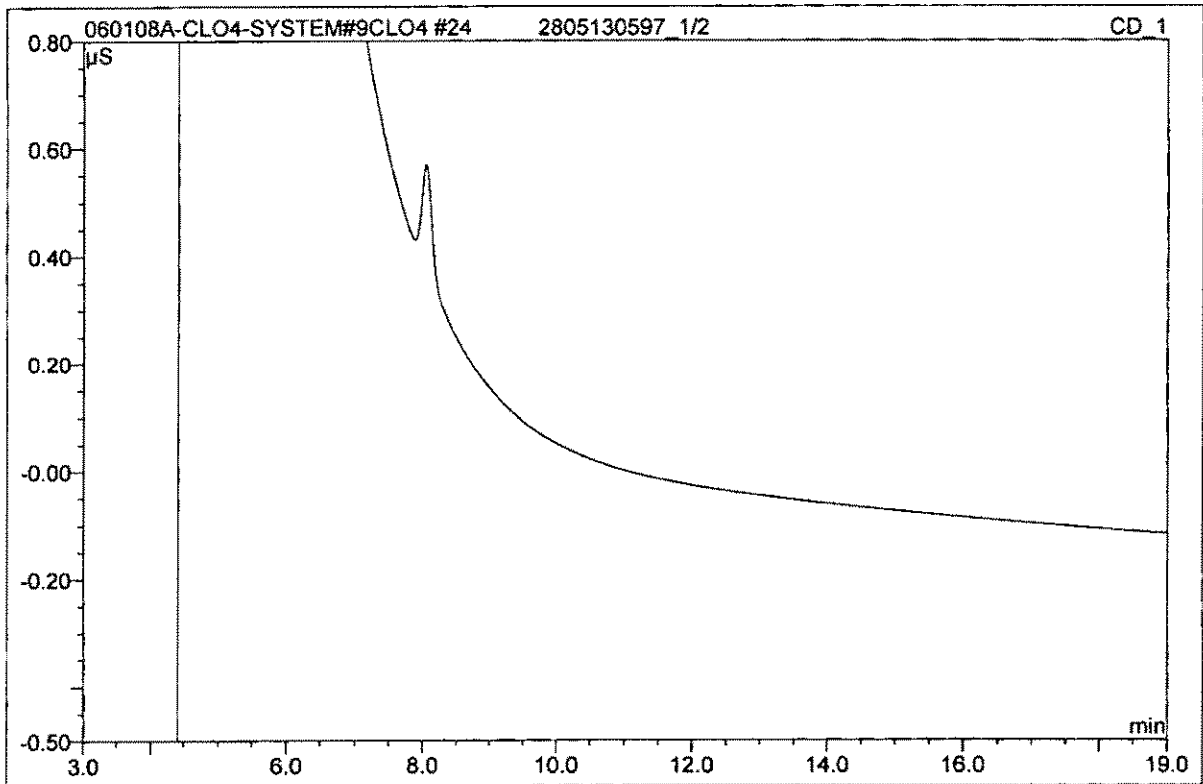
16 2805090120_1/1000

Sample Type	unknown	Injection Volume:	1000.0
Control Program	Dionex CLO4 Test	Channel:	CD_1
Quantif. Method	CLO4-IC3000	Dilution Factor:	1000.0000
Run Time (min)	19.00	Analyst	CLV
Recording Time	06/01/08 01:13		



No.	Ret.Time min	Peak Name	Height µS	Area µS*min	Rel.Area %	Amount	Type
1	13.99	CLO4	0.701	0.248	100.00	47394.644	BMB
Total:			0.701	0.248	100.00	47394.644	

24 2805130597_1/2			
Sample Type	unknown	Injection Volume:	1000.0
Control Program	Dionex CLO4 Test	Channel:	CD_1
Quantif. Method	CLO4-IC3000	Dilution Factor:	2.0000
Run Time (min)	19.00	Analyst	CLV
Recording Time	06/01/08 04:04		

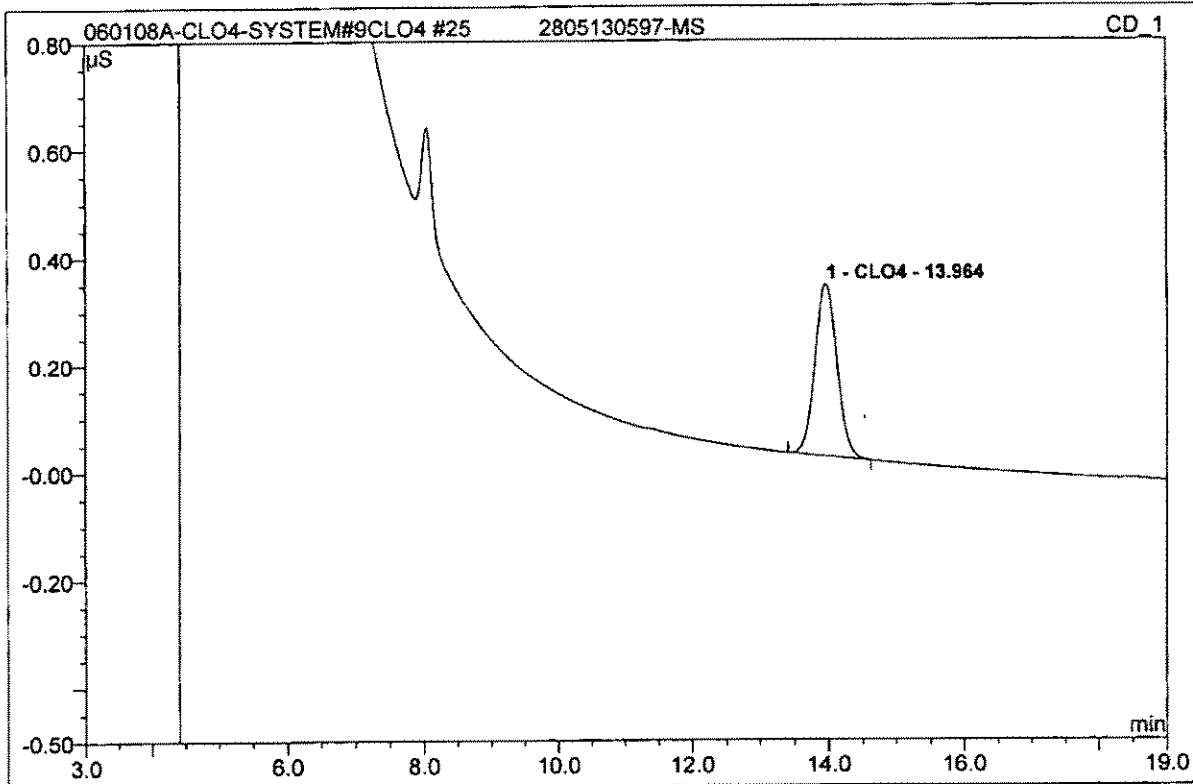


No.	Ret.Time min	Peak Name	Height µS	Area µS*min	Rel.Area %	Amount	Type
Total:			0.000	0.000	0.00	0.000	

25 2805130597-MS

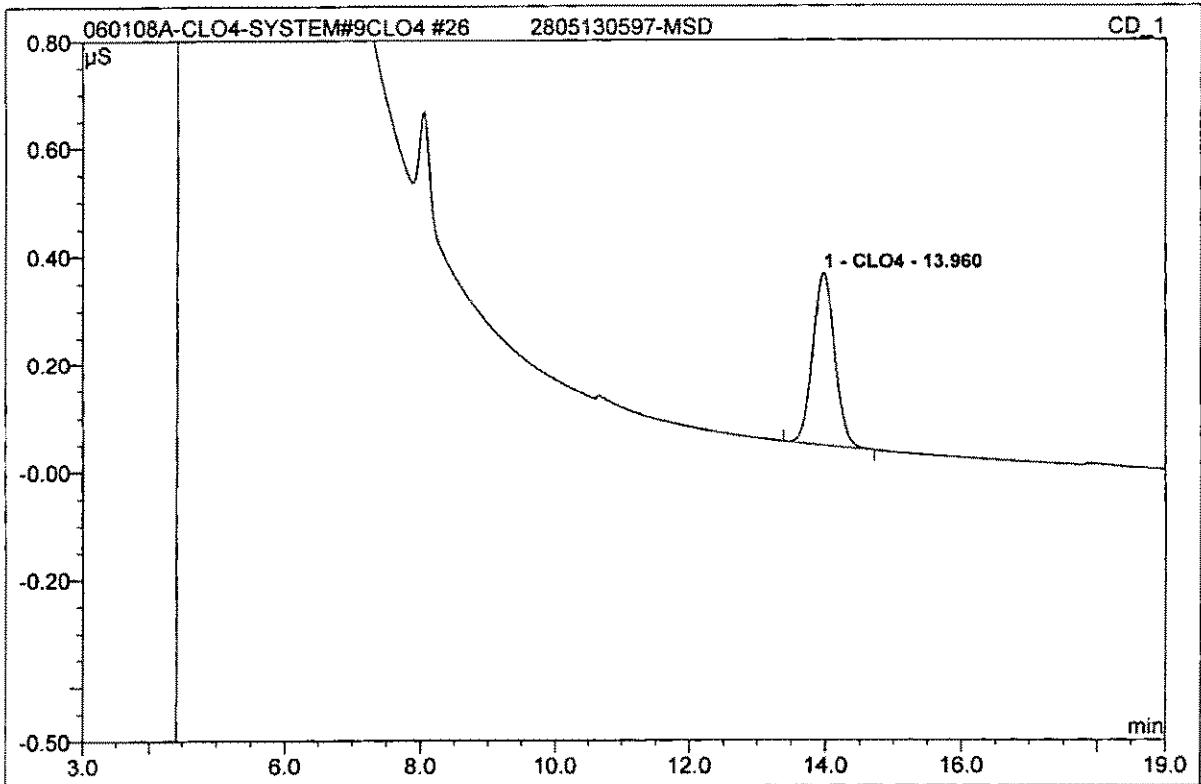
25

Sample Type	unknown	Injection Volume:	1000.0
Control Program	Dionex CLO4 Test	Channel:	CD_1
Quantif. Method	CLO4-IC3000	Dilution Factor:	2.0000
Run Time (min)	19.00	Analyst	CLV
Recording Time	06/01/08 04:25		



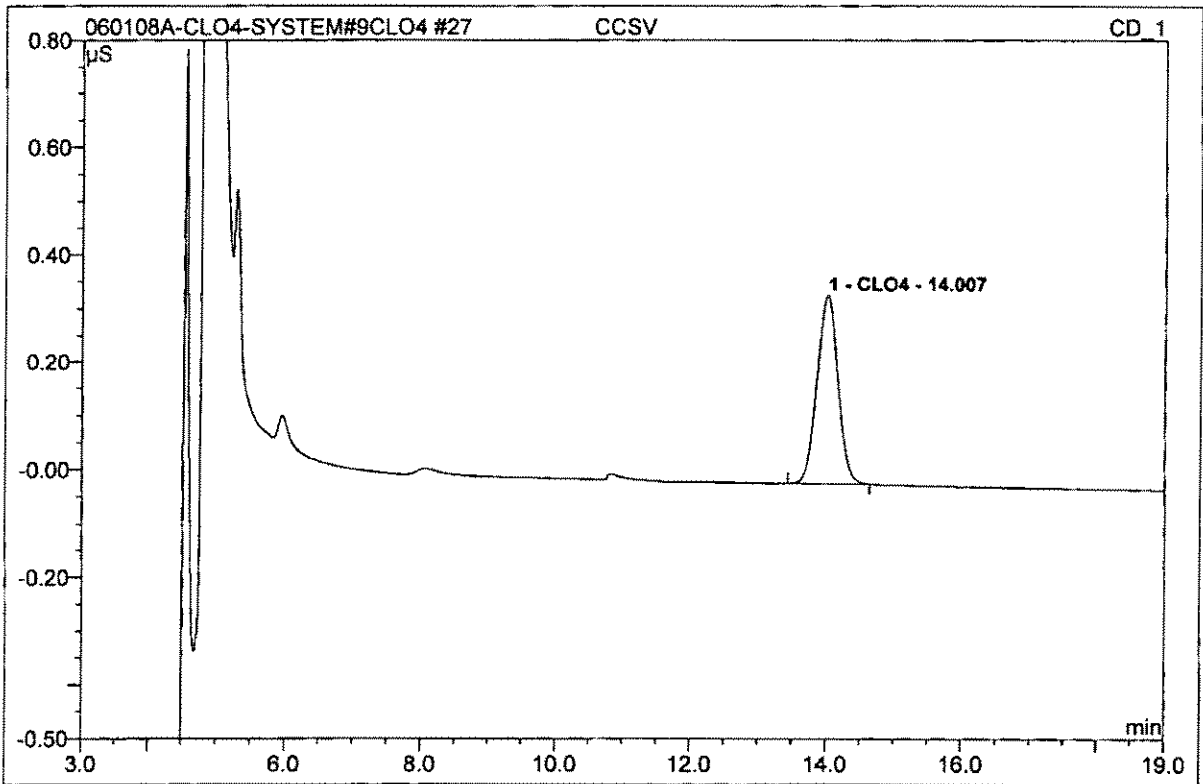
No.	Ret.Time min	Peak Name	Height µS	Area µS*min	Rel.Area %	Amount	Type
1	13.96	CLO4	0.321	0.119	100.00	46.892	BMB
Total:			0.321	0.119	100.00	46.892	

26 2805130597-MSD			
25			
Sample Type	unknown	Injection Volume:	1000.0
Control Program	Dionex CLO4 Test	Channel:	CD_1
Quantif. Method	CLO4-IC3000	Dilution Factor:	2.0000
Run Time (min)	19.00	Analyst	CLV
Recording Time	06/01/08 04:47		



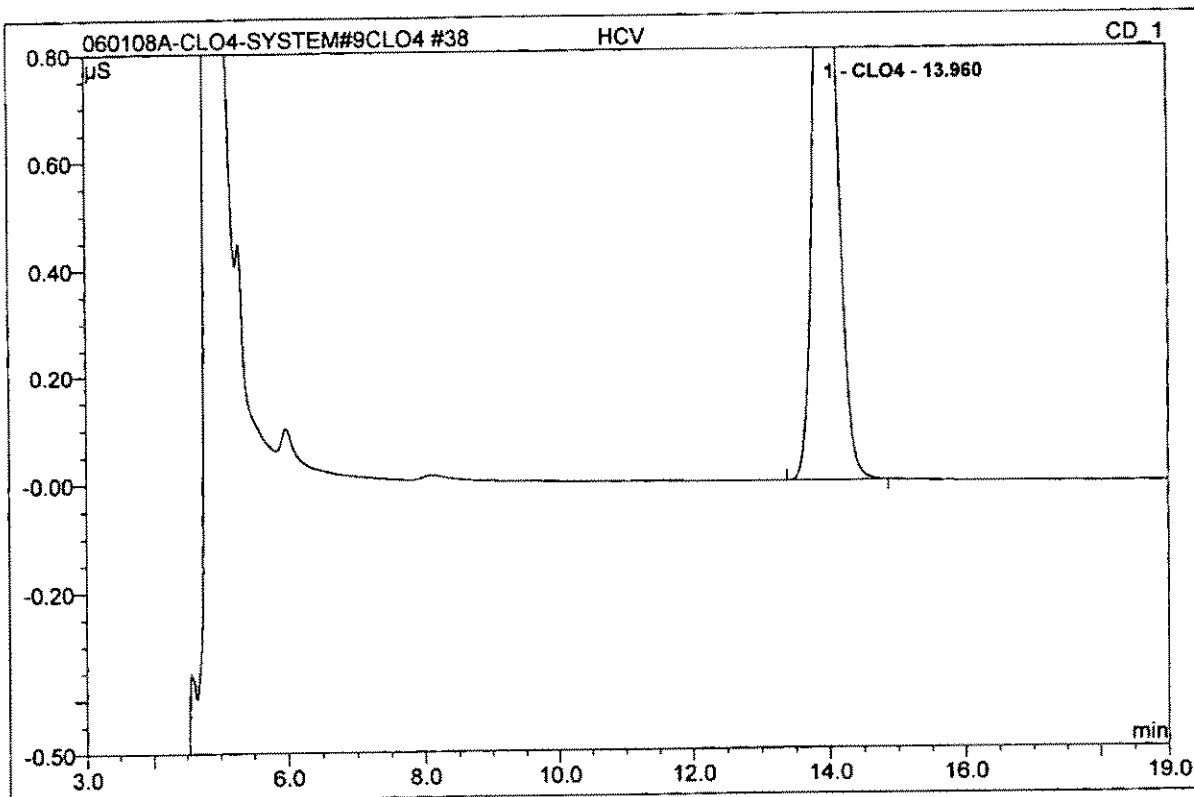
No.	Ret.Time min	Peak Name	Height μS	Area μS*min	Rel.Area %	Amount	Type
1	13.96	CLO4	0.320	0.119	100.00	46.853	BMB
Total:			0.320	0.119	100.00	46.853	

27 CCSV			
25			
Sample Type	unknown	Injection Volume:	1000.0
Control Program	Dionex CLO4 Test	Channel:	CD_1
Quantif. Method	CLO4-IC3000	Dilution Factor:	1.0000
Run Time (min)	19.00	Analyst	CLV
Recording Time	06/01/08 05:08		



No.	Ret.Time min	Peak Name	Height µS	Area µS*min	Rel.Area %	Amount	Type
1	14.01	CLO4	0.350	0.125	100.00	24.487	BMB
Total:			0.350	0.125	100.00	24.487	

38 HCV			
100			
Sample Type	unknown	Injection Volume:	1000.0
Control Program	Dionex CLO4 Test	Channel:	CD_1
Quantif. Method	CLO4-IC3000	Dilution Factor:	1.0000
Run Time (min)	19.00	Analyst	CLV
Recording Time	06/01/08 09:03		



No.	Ret.Time min	Peak Name	Height µS	Area µS*min	Rel.Area %	Amount	Type
1	13.96	CLO4	1.546	0.541	100.00	98.542	BMB
Total:			1.546	0.541	100.00	98.542	

**Standard
Preparation
Worksheet
&
Certificate of
Analysis**

Reagent Preparation Documentation

Page: _____

Reagent: CLC4 IPC 35 ppb
Date Received/Prepped: 5/24/08 10/11/08 1 1 1
Date Expired: 1/29/09 10/11/08 1 1 1
Manufacturer: _____
Storage Condition: Room Temp

MW #: CLV080529
By: ch
Matrix: A
Amount: 100 ml
Lot #: _____

Component	Comment	Standard	Concentration
1.5 ml 10,000 ppm	CO ₂	MW 080312-7	10,000 ppm
1.5 ml 10,000 "	SO ₂	MW 080312-5	10,000 "
1.5 ml 10,000 "	Cl	MW 080312-6	10,000 "
2.5 ml 1,000 ppb	CLC4 Int Cal	MW 080312-4	1,000 ppb

Comment: _____

Reagent: DBP Int. Cal. SH 10/5/10 ppm
Date Received/Prepped: 05/31/08 1 1 1 1
Date Expired: 11/31/08 1 1 1 1
Manufacturer: _____
Storage Condition: Room Temp.

MW #: CW080531-1
By: ch
Matrix: A
Amount: 100 ml
Lot #: _____

Component	Comment	Standard	Concentration
50 ml 100,000 ppm	EDA	TLH 071029-1	100,000 ppm
0.5 ml 1,000 ppm	Br EXP 06/1/09	R 201865	1,000 ppm
1.0 ml 1,000 ppm	Cl ₂ EXP 06/01/09	R 201864	1,000 ppm
1.0 ml 1,000 ppm	Cl ₂ EXP 06/01/09	R 201863	1,000 ppm

Comment: _____

Reagent: DBP SI/MDL/MILV 10/5/10 ppb
Date Received/Prepped: 05/31/08 1 1 1 1
Date Expired: 11/31/08 1 1 1 1
Manufacturer: _____
Storage Condition: Room Temp

MW #: CW080531-2
By: ch
Matrix: A
Amount: 100 ml
Lot #: _____

Component	Comment	Standard	Concentration
50 ml 100,000 ppm	EDA	TLH 071029-1	100,000 ppm
0.1 ml 10/5/10 ppb	Int Cal	CW080531-1	10/5/10 ppb

Comment: _____

Reagent Preparation Documentation

Reagent: DBP LCS/LCS17 200/100/200 ppb **MW #:** CLW080415
Date Received/Prepped: 04/15/08 / 10/30/08 / 05/10/09 / / **By:** clw
Date Expired: 10/15/08 / 11/03/08 / 11/11/08 / / **Matrix:** A
Manufacturer: _____ **Amount:** 100 ml
Storage Condition: _____ **Lot #:** _____

Component	Comment	Standard	Concentration
<u>50 ml 100,000 ppb</u>	<u>DBP</u> <u>100 ml soln.</u>	<u>CLW080415-1</u>	<u>100,000 ppb</u>
<u>2.0 ml 10/5/10 ppm</u>	<u>2nd source</u>	<u>CLW070717-4</u>	<u>10/5/10 ppm</u>

Comment: _____

Reagent: ClO4 LCS 25 ppb **MW #:** CLW080419-1
Date Received/Prepped: 04/19/08 / 05/11/08 / / **By:** CLV
Date Expired: 10/19/08 / 11/11/08 / / **Matrix:** A
Manufacturer: _____ **Amount:** 150 ml
Storage Condition: ROOM TEMP **Lot #:** _____

Component	Comment	Standard	Concentration
<u>25 ml 1000 ppb</u>	<u>ClO4 Init. Cal</u> → <u>100 ml soln.</u>	<u>MUC080312-4</u>	<u>1000 ppb</u>
	<u>R201449</u> <u>EXP 07/28/09</u>		

Comment: _____

Reagent: ClO4 LCS17 25 ppb **MW #:** CLW080419-2
Date Received/Prepped: 04/19/08 / 05/11/08 / / **By:** CLV
Date Expired: 10/19/08 / 11/11/08 / / **Matrix:** A
Manufacturer: _____ **Amount:** 100 ml
Storage Condition: ROOM TEMP **Lot #:** _____

Component	Comment	Standard	Concentration
<u>25 ml 1000 ppb</u>	<u>ClO4 Init. Cal</u> → <u>100 ml soln.</u>	<u>MUC080312-4</u>	<u>1000 ppb</u>
	<u>R201449</u> <u>EXP 07/28/09</u>		

Comment: _____

Reagent Preparation Documentation

Page: _____

Reagent: CLO4 HCV 100 ppb
Date Received/Prepped: 04/10/08/147500/05/11/08/1 / /
Date Expired: 10/10/08/107500/11/11/08/1 / /
Manufacturer: _____
Storage Condition: ROOM TEMP

MW #: CW080411-1
By: CW
Matrix: A
Amount: 100 ml
Lot #: _____

Component	Comment	Standard	Concentration
100ml 1000 ppb	CLO4 Init. Cal. → 100 ml Soln. R201443 EXP 07/28/09	MLE 080312-4	1000 ppb

Comment: _____

Reagent: CLO4 CCV 25 ppb
Date Received/Prepped: 04/10/08/109500/05/11/08/1 / /
Date Expired: 10/10/08/109500/11/11/08/1 / /
Manufacturer: _____
Storage Condition: ROOM TEMP

MW #: CW080411-2
By: CV
Matrix: A
Amount: 100 ml
Lot #: _____

Component	Comment	Standard	Concentration
2.5 ml 1000 ppb	CLO4 Init. Cal. → 100 ml Soln. R201444 EXP 07/28/09	MLE 080312-4	1000 ppb

Comment: _____

Reagent: CLO4 ²⁰³⁰ ²¹¹⁰ IPC EC-3060 25 ppb
Date Received/Prepped: 09/13/08/105200/10/05/11/08/1 / /
Date Expired: 10/13/08/110200/11/11/08/1 / /
Manufacturer: _____
Storage Condition: ROOM TEMP

MW #: CW080413
By: ch
Matrix: A
Amount: 100 ml
Lot #: _____

Component	Comment	Standard	Concentration
3.5 ml 10,000 ppm	CO ₂ SO ₄ Cl CLO4 Init. Cal. → 100 ml Soln. R201444 EXP 07/28/09	MLE 080312-7	10,000 ppm
3.5 ml 10,000 ppm		MLE 080312-5	10,000 ppm
3.5 ml 10,000 ppm		MLE 080312-6	10,000 ppm
2.5 ml 1,000 ppb		MLE 080312-4	1,000 ppb

Comment: _____

Reagent: 25 ppb C104 - CCV
 Date Received/Prepped: 03-12-08/6-11-08/ / /
 Date Expired: 06-12-08/9-11-08/ / /
 Manufacturer: _____
 Storage Condition: R-T

MW #: MW080312-15
 By: MJE
 Matrix: AB
 Amount: 100ML
 Lot #: _____

Component	Comment	Standard	Concentration
	<u>2.5 ML 1000 ppb C104 - cal</u>	<u>MW080312-4</u>	
	<u>to 100 ml of DIH₂O</u>		

Comment: _____

Reagent: 50 ppb C104
 Date Received/Prepped: 03-12-08/6-11-08/ / /
 Date Expired: 06-12-08/9-11-08/ / /
 Manufacturer: _____
 Storage Condition: R-T

MW #: MW080312-16
 By: MJE
 Matrix: AB
 Amount: 100ML
 Lot #: _____

Component	Comment	Standard	Concentration
	<u>5.0 ML 1000 ppb C104 - cal</u>	<u>MW080312-4</u>	
	<u>to 100 ml of DIH₂O</u>		

Comment: _____

Reagent: 100 ppb C104 - HCV
 Date Received/Prepped: 03-12-08/6-11-08/ / /
 Date Expired: 06-12-08/9-11-08/ / /
 Manufacturer: _____
 Storage Condition: R-T

MW #: MW080312-17
 By: MJE
 Matrix: AB
 Amount: 100ML
 Lot #: _____

Component	Comment	Standard	Concentration
	<u>10.0 ML 1000 ppb C104 - cal</u>	<u>MW080312-4</u>	
	<u>to 100 ml of DIH₂O</u>		

Comment: _____

Reagent Preparation Documentation

Reagent: MAL - 2 PPA ClO4 - cal
 Date Received/Prepped: 03-12-08/16-11-08/1 1 1 1
 Date Expired: 03-12-08/19-11-08/1 1 1 1
 Manufacturer: _____
 Storage Condition: R.T.

MW #: MNE080312-12
 By: MUE
 Matrix: AB
 Amount: 100 ML
 Lot #: _____

Component	Comment	Standard	Concentration
	<u>200 ml 1,000 ppb ClO4 - cal</u>	<u>MNE080312-4</u>	
	<u>to 100 ml of DIH2O</u>		

Comment: _____

Reagent: MAL - 4 PPA ClO4 - cal
 Date Received/Prepped: 03-12-08/16-11-08/1 1 1 1
 Date Expired: 03-12-08/19-11-08/1 1 1 1
 Manufacturer: _____
 Storage Condition: R.T.

MW #: MNE080312-13
 By: MUE
 Matrix: AB
 Amount: 100 ML
 Lot #: _____

Component	Comment	Standard	Concentration
	<u>400 ml 1,000 ppb ClO4 - cal</u>	<u>MNE080312-4</u>	
	<u>to 100 ml of DIH2O</u>		

Comment: _____

Reagent: 10 ppb ClO4 - cal
 Date Received/Prepped: 03-12-08/16-11-08/1 1 1 1
 Date Expired: 03-12-08/19-11-08/1 1 1 1
 Manufacturer: _____
 Storage Condition: R.T.

MW #: MNE080312-14
 By: MUE
 Matrix: AB
 Amount: 100 ml
 Lot #: _____

Component	Comment	Standard	Concentration
	<u>1.0 ml 1000 ppb ClO4 - cal</u>	<u>MNE080312-4</u>	
	<u>to 100 ml of DI H2O</u>		

Comment: _____

Reagent Preparation Documentation

Reagent: 10,000 PPM CL SOLN.
 Date Received/Prepped: 03-12-08/061108/ / / /
 Date Expired: 06-12-08/091108/ / / /
 Manufacturer: _____
 Storage Condition: R.T.

MW #: MUE080312-6
 By: ME
 Matrix: AB
 Amount: 100 ML
 Lot #: _____

Component	Comment	Standard	Concentration
	1.65g NaCl to 100 ml of DIH ₂ O	R220793	exp 3/13

Comment: _____

Reagent: 10,000 PPM CO3 SOLN
 Date Received/Prepped: 03-12-08/061108/ / / /
 Date Expired: 06-12-08/091108/ / / /
 Manufacturer: _____
 Storage Condition: R.T.

MW #: MUE080312-7
 By: ME
 Matrix: AB
 Amount: 100 ml
 Lot #: _____

Component	Comment	Standard	Concentration
	1.77g Na ₂ CO ₃ to 100 ml of DIH ₂ O	R261472	exp-10/11

Comment: _____

Reagent: QCS-20 PPB CLO4 [LCS]
 Date Received/Prepped: 03-12-08/061108/ / / /
 Date Expired: 06-12-08/091108/ / / /
 Manufacturer: _____
 Storage Condition: R.T.

MW #: MUE080312-8
 By: ME
 Matrix: AB
 Amount: 100 ML
 Lot #: _____

Component	Comment	Standard	Concentration
	2.0 ML 1000 PPB CLO4-LCS to 100 ml of DIH ₂ O	MUE080312-3	

Comment: _____

Reagent: 1000 PPB CLO4 - LCS
 Date Received/Prepped: 03-12-08 / 06-11-08 / / /
 Date Expired: 06-12-08 / 07-11-08 / / /
 Manufacturer: _____
 Storage Condition: R.T.

MW #: MNE080312-3
 By: MJE
 Matrix: AB
 Amount: 100 ML
 Lot #: _____

Component	Comment	Standard	Concentration
	10 ML 10PPM CLO4 - LCS TO VOL w/ DI H2O	MNE080313-1	

Comment: _____

Reagent: 1000 PPB CLO4 - CAL
 Date Received/Prepped: 03-12-08 / 06-11-08 / / /
 Date Expired: 06-12-08 / 07-11-08 / / /
 Manufacturer: _____
 Storage Condition: R.T.

MW #: MNE080312-4
 By: MJE
 Matrix: AB
 Amount: 100 ML
 Lot #: _____

Component	Comment	Standard	Concentration
	10 ML 10PPM CLO4 - CAL TO VOL. w/ DI H2O	MNE080313-2	

Comment: _____

Reagent: 10,000 PPM SO4 SOL'N
 Date Received/Prepped: 03-12-08 / 06-12-08 / / /
 Date Expired: 06-12-08 / 07-11-08 / / /
 Manufacturer: _____
 Storage Condition: R.T.

MW #: MNE080312-5
 By: MJE
 Matrix: AB
 Amount: 100 ML
 Lot #: _____

Component	Comment	Standard	Concentration
	1.48g SODIUM SULFATE (R201792) TO 100 ML w/ DI H2O	EXP 3/13	

Comment: _____

Reagent Preparation Documentation

Page: _____

Reagent: 100 5 PPD w/ 150 PPM SALT
Date Received/Prepped: 2-27-08 07:04-07:08 / /
Date Expired: 5-27-08 07:08-10:08 / /
Manufacturer: _____
Storage Condition: _____

MW #: MFE802272
By: ME
Matrix: AR
Amount: 100 ML
Lot #: _____

Component	Comment	Standard	Concentration
	0.5 ML 1000 PPD CLO4		
	1.5 ML EACH [10000 PPM CLO4]	STW	
	to vol 100 ML w/ DI H2O		

Comment: EC 1434

Reagent: 10 PPM CLO4 - LCS
Date Received/Prepped: 3-12-08 16:18-1 / /
Date Expired: 6-12-08 19:18-1 / /
Manufacturer: _____
Storage Condition: R.T.

MW #: MCE080312-1
By: MCE
Matrix: AR
Amount: 100 ML
Lot #: _____

Component	Comment	Standard	Concentration
	1 ML 1000 PPM CLO4	R201789	(EXP 7/09)
	TO VOL 100 ML w/ DI H2O		

Comment: _____

Reagent: 10 PPM CLO4 - CAL
Date Received/Prepped: 3-12-08 16:18-1 / /
Date Expired: 6-12-08 19:18-1 / /
Manufacturer: _____
Storage Condition: R.T.

MW #: MFE80312-2
By: ME
Matrix: AR
Amount: 100 ML
Lot #: _____

Component	Comment	Standard	Concentration
	1 ML 1000 PPM CLO4	R201449	(EXP. 7/09)
	TO VOL 100 ML w/ DI H2O		

Comment: _____

CERTIFIED WEIGHT REPORT

Part Number: 57001 Lot # 072806 Solvent(s): ASTM Type 1 Water
 Lot Number: 072806
 Description: Perchlorate
 Expiration Date: 072809

R201449

Nominal Concentration (µg/mL): 1000

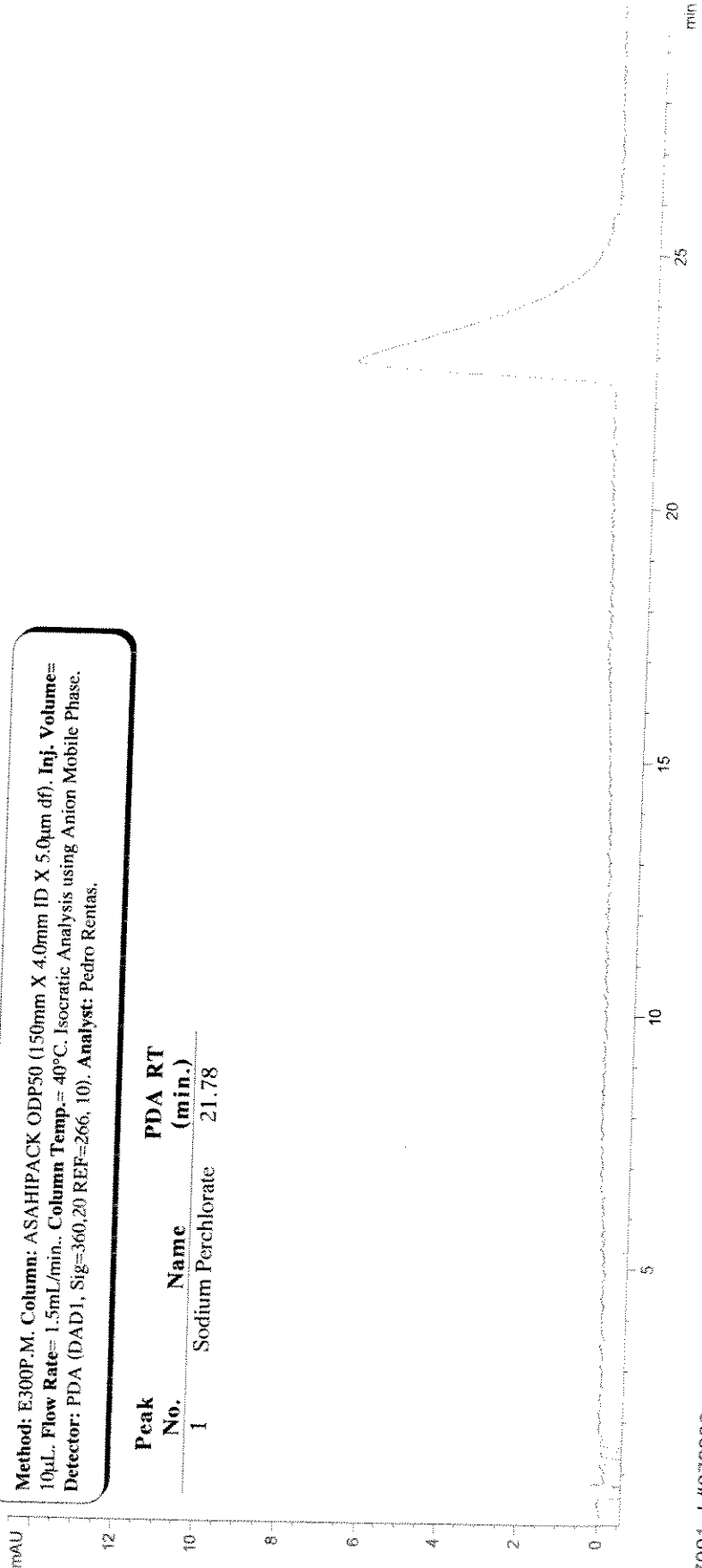
Weight(s) shown below were combined and diluted to (mL): 1000.55
 5E-05 Balance Uncertainty
 0.084 Flask Uncertainty

<i>Lawrence Barry</i>		072806
Formulated By:	Lawrence Barry	072806
<i>Pedro I. Rentas</i>		
Reviewed By:	Pedro I. Rentas	072806

Compound	RM#	Lot Number	Nominal Conc (µg/mL)	Purity (%)	Uncertainty Assay (%)	Target Weight(g)	Actual Weight(g)	*Actual Conc (µg/mL)	Expanded Uncertainty (+/-)	MSDS Information			
										(Solvent Safety Info. On Attached pg.)	CAS#	LD50	
1. Sodium Perchlorate (ClO4)	IN119 AR06730TQ	1000.0	99.0	0.10	81.2	1.2319	1.23216	1000.2	0.00203	07601 89-0	N/A	N/A	3152a

Method: E300P.M. Column: ASAHIPACK ODP50 (150mm X 4.0mm ID X 5.0µm df). Inj. Volume= 10µL. Flow Rate= 1.5mL/min.. Column Temp.= 40°C. Isocratic Analysis using Anion Mobile Phase. Detector: PDA (DAD1, Sig=360,20 REF=266, 10). Analyst: Pedro Rentas.

Peak No.	Name	PDA RT (min.)
1	Sodium Perchlorate	21.78



Reagent Documentation

Reagent: Fluoride Std-1000ppm
 Date Received: 7 Sep 06
 Date Expired: 1 Oct 07
 Manufacturer: Inorganic Ventures
 Storage Condition: refrigerate 4±2°C

Reagent #: 201447
 By: LMR
 Matrix: ag
 Amount: 125 ml
 Lot #: Y-F01047

Component	Comment	Standard	Concentration
	IN # JCF1-1		

Comment:

Reagent: Phosphate as P 1000ppm std
 Date Received: 11 Sep 06
 Date Expired: 31 Aug 09
 Manufacturer: Absolute Stds
 Storage Condition: refrigerate 4±2°C

Reagent #: 201448
 By: LMR
 Matrix: ag
 Amount: 500 ml
 Lot #: 083106

Component	Comment	Standard	Concentration
	Abs std # 54505		

Comment:

Reagent: Perchlorate 1000ppm std
 Date Received: 11 Sept 06
 Date Expired: 28 Jul 09
 Manufacturer: Absolute Stds
 Storage Condition: refrigerate 4±2°C

Reagent #: 201449
 By: LMR
 Matrix: ag
 Amount: 100 ml
 Lot #: 072806

Component	Comment	Standard	Concentration
	Abs std # 57001		

Comment:

JUL 10 2008

R201789 rec'd 1-11-08



USA

5580 Skylane Boulevard 707.525.5788
Santa Rosa, CA 95403 800.878.7654
www.cpiinternational.com Fax 707.545.7901

EUROPE

P.O. Box 2704 +31 20 638 05 97
1000 CS Amsterdam Fax +31 20 420 28 36
The Netherlands www.cpiinternational.com

*Innovative Solutions
in Analytical Science and
Technology*

CERTIFICATE OF ANALYSIS

P/N 4400-010177

Ion Chromatography Perchlorate Standard

ClO₄ in H₂O

1000 µg/mL ± 0.5%

Lot # 06L058

Material Source: Sodium Perchlorate (NaClO₄)
Source Purity: 98.6%

This standard solution was prepared using a high-purity starting material and 18-megaohm deionized water. The starting material was weighed to five significant figures and diluted in a Class A volumetric glassware calibrated in accordance with National Bureau of Standards Circular 602. All balances are routinely calibrated using Class F NIST traceable weights.

This solution was certified instrumentally against the National Institute of Standards and Technology's SRM 3100 series.

Accuracy and stability are guaranteed to within plus or minus 0.5% of the certified value for 18 months after the date of shipment. The solution should be kept tightly capped and stored under normal laboratory conditions. See attached MSDS for proper handling information.

For questions or comments please call 1-800-878-7654 in the USA or +31 20 638 05 97 in Europe.