



December 12, 2007

Ms. Shannon Harbour, P.E.  
Nevada Division of Environmental Protection  
Bureau of Corrective Actions  
2030 E. Flamingo Road, Suite 230  
Las Vegas, Nevada 89119-0818

**Subject: Phase 2 Sampling and Analysis Plan to Conduct Soil Characterization, Tronox Parcel "H" Site, Henderson, Nevada**

Dear Shannon:

On behalf of Tronox, Basic Environmental Company (BEC) appreciates the opportunity to submit this letter Phase 2 Sampling and Analysis Plan (SAP) to conduct soil characterization of the Tronox Parcel "H" (portions of APN Nos. 178-13-601-001 and 178-13-601-002). Parcel H will be referred to as the Site for the purposes of this SAP. The Site is located within the Tronox facility, north of Lake Mead Parkway, one mile west of the intersection with Boulder Highway, in Henderson, Nevada. Figure 1 illustrates the location of the subject Site within the Tronox property. Figure 1 also shows the various Tronox source areas. Figure 1 illustrates the location of the subject Site relative to the Tronox property. Figure 2 shows details of Parcel H. Legal boundaries of Parcel H will be provided to the NDEP prior to issuance of the requested No Further Action Determination (NFAD).

This revision of the SAP, Revision 1, incorporates comments received from the NDEP, dated November 20, 2007, on Revision 0 of the SAP, dated November 8, 2007. The NDEP comments and BRC's response to these comments are included in Attachment A.

### **Background**

The Site, which represents a portion of the Tronox property, is comprised of primarily vacant land, and includes a pad-mounted transformer location and an abandoned water supply line which served the landscaping area along Lake Mead Parkway. It is Tronox's belief, based on the age of the transformer, that it does not contain any PCB compounds. BEC recognizes that other historic uses/disposals on or near the Site may have occurred. A Phase 1 investigation has been performed on the Site. The Phase 1 investigation, Site visits and historical aerial photographs analysis indicate a number of dirt roads and drainage channels. Given the Site is within the Tronox facility, and in the vicinity of the other BMI Industrial Companies, it is also possible that the Site or portions thereof could also have been indirectly impacted by such operations.

Several monitoring wells are located within the Site, including several which were installed as part of the 2006 Tronox Upgradient Investigation. The 2006 Tronox Upgradient Investigation also included sampling and analysis of soil samples from the Site. No semi-volatile organic compounds (SVOCs), organochlorine pesticides, polychlorinated biphenyls (PCBs) or organophosphorous pesticides were detected in soil or groundwater samples collected from the Site. Low part per trillion (ppt) levels of dioxins/furans were detected in a surface soil sample

from location M-120, in the south-central part of the Site. Total petroleum hydrocarbons (TPH) were detected in a surface soil sample from location M-121, in the southwest corner of the Site. Low part per billion (ppb) levels of two volatile organic compounds (VOCs; acetone and trichlorofluoromethane) were detected sporadically in soil samples from the Site. Low part per billion levels of acetone, chloroform, and trichloroethylene (TCE) were detected in groundwater samples from the Site. Metals and radionuclides were generally detected at levels similar to those found in the BRC/TIMET shallow soil background investigation and the City of Henderson background investigation. Because this is considered an upgradient location (although not characterized as such by NDEP), these results suggest that there are not any on-Site sources of groundwater impacts. Results of the 2006 Tronox Upgradient Investigation for borings/wells within the Site are presented in Tables 1 and 2.

Also, from the 2006 Tronox Upgradient Investigation report “Along the southern boundary of the Tronox site, detectable concentrations of perchlorate were present in shallow soils at concentrations of up to 3,610 ppb. Below a depth of 20 ft bgs, perchlorate was not detected in soil samples until 50 ft bgs, which suggests that the perchlorate at this depth in soil is not related to vertical downward migration of shallow sources but is related to the perchlorate in the groundwater. Shallow groundwater from well M-121 beneath the southern area of the Site had elevated perchlorate concentrations of up to 2,000 ppb.”

This Sampling and Analysis Plan will focus on the upper 10 feet of soil in order to obtain a NFAD from the NDEP in order to support future industrial/commercial use on this Site. No residential use is planned. Tronox anticipates that, if needed, the site NFAD will contain a deed restriction precluding residential use of the property.

### **Objective**

The objective of the field investigation is to identify and characterize the distribution of Site-related chemicals (SRCs) in the vicinity of the future land use features (e.g., warehouses, commercial office buildings) and historical site features (e.g., pad-mounted transformer, drainage features, etc.). Surface and shallow subsurface samples that will be collected are depth-discrete soil matrix samples. Sample locations have been placed to both evaluate potential future land use exposures (although future plans are not fully defined at this time), and to characterize potential source areas on the Site. Source areas (defined during the Kerr-McGee Chemical Phase II work completed in the 1990's) within the Tronox property are shown on Figure 1. The sample locations proposed in this SAP provide spatial coverage of the Site (Figure 2). The rationale for location of the sampling points is to ensure that the entire Site is reasonably and completely covered for sampling purposes in order to obtain data that are representative of the Site, that specific locations within the Site that were potentially impacted are also sampled, and that the sampled concentrations can be meaningfully used in subsequent risk assessments, if needed. Ultimately, the purpose of this sampling is to support the NFAD for Parcel H.

### **Scope of Work**

The following is the proposed scope of work for investigating the Site and meeting the SAP objectives. The scope of work has been divided into three main tasks: 1) Field Implementation; 2) Data Evaluation; and 3) Reporting.

### ***Task 1: Field Implementation***

The purpose of the intrusive investigation is to collect data sufficient to meet the objectives of the SAP. All sampling and sample handling procedures will be consistent with the NDEP-approved BRC Field Sampling and Standard Operating Procedures (FSSOP; BRC, ERM and MWH 2007a).

The proposed analyte list is composed of VOCs, semi-volatile organic compounds (SVOCs), total petroleum hydrocarbons (TPH), polyaromatic hydrocarbons (PAHs), polychlorinated biphenyls (PCBs), dioxins/furans, metals, organochlorine pesticides, perchlorate, ions (including chloride, nitrate, nitrite, and sulfate), radionuclides, and asbestos. This list includes all of the compounds (with a few additional modifications as discussed subsequently) on Tronox's "reduced list" as shown in Table 3. Tronox's reduced list was developed as a subset of the entire suite of Tronox SRCs based on the findings of the Tronox Phase A Source Area Investigation.

The modifications are as follows: first, in general instead of analyzing for specific members of certain analyte categories like metals, VOCs and SVOCs, the entire suite will be analyzed and reported; second, the organophosphate pesticide and chlorinated herbicide suites were eliminated since only three detections were in these analytical suites (dimethoate and demeton-o) which were at least an order of magnitude below their respective U.S. Environmental Protection Agency (USEPA) Region 9 industrial preliminary remediation goals (PRGs); and lastly, not all SRCs are proposed to be analyzed at all depths in this SAP (for example, dioxins/furans and asbestos are proposed to be analyzed in surface soil samples only). Although only a single Aroclor was detected once in the Tronox Phase A Source Area Investigation, at 20 feet below ground surface (bgs) and below its respective PRG, because PCBs may potentially be present on the Site (for example in the pad-mounted transformer location or potential debris areas), they are retained for analysis in surface soil samples. Summary results of the Tronox Phase A investigation for PCBs, organophosphate pesticides, and chlorinated herbicides are provided in Table 4.

Given the absence of direct operations on this Site of a nature commensurate to that which took place on the Tronox plant site itself, the proposed SRC list and proposed sampling should characterize those sources that were located on the Site, as well as likely chemicals that may have been deposited on the Site via fugitive dust emissions from the Tronox operations and property and/or other neighboring BMI plants. The proposed analyte list for this SAP is presented in Table 3. Unless as otherwise noted above, all analytes will be analyzed at all locations. BEC notes that this analyte list may not be appropriate for any future planned investigations (such as the proposed Tronox Phase B investigation) at the Site (which will extend from 10 feet bgs to groundwater).

### ***Pre-Field Activities***

The pre-field activities will be conducted in accordance with applicable standard operating procedures (SOPs; BRC, ERM and MWH 2007a). The BRC Quality Assurance Project Plan (QAPP; BRC and MWH 2007b) and Health and Safety Plan (HASP; BRC and MWH 2005) prepared for the BMI Common Areas will be used for this proposed scope of work. All work will be completed under the direction of a State of Nevada Certified Environmental Manager.

### *Soil Borings*

The SOPs referred to in the following discussion are documented in the FSSOP. BEC will implement field screening using photoionization detectors (PIDs) (using two lamps) in accordance with SOP-39. SOP-1 will be followed for all drilling activities including Hollow Stem Auger drilling. The field geologist will prepare logs for each boring indicating the Unified Soil Classification System (USCS) soil classification (SOP-17), an estimate of field moisture content, sampling depths, progress of drilling (SOP-15), final completion depth, and the nature and resolution of any problems encountered.

Soil sample and auger boring locations will be surveyed using a handheld GPS to a horizontal accuracy of 3 meters (approximately 10 feet) or better. Soil cuttings generated during soil sampling and drilling activities will be collected on visqueen, analyzed, and appropriately disposed off. Due to the nature of the shallow sampling, it is not anticipated that a significant amount of excess soil will be generated as a result of the sampling, or that the soils will require special handling. Also, because the groundwater at the Site is generally 45 feet bgs, it is not anticipated that groundwater will be encountered during drilling of the shallow borings. The quality assurance/quality control (QA/QC) procedures that will be followed during the field investigation are detailed in Section B of the QAPP (BRC, ERM and MWH 2007b).

Soil matrix samples will be collected based on random sample locations placed within a 4-acre grid across the Site. The square grid has been based on the following: 1) started the grid along the western property boundary, 2) combined partial grids with either other partial grids or whole grids (which resulted in irregular shaped grid cells), and 3) made all grids approximately four acres in size. Grid sizes range from 2.5 to 4.0 acres. The random sample locations were supplemented with judgmental sampling locations targeting specific site features (e.g., miscellaneous pile locations). The rationale for the various judgmental sampling locations is provided below:

- Parcel H, grid cell 'H-A1' – debris pile location;
- Parcel H, grid cell 'H-C2' – debris pile location;
- Parcel H, grid cell 'H-D1' – pad-mounted transformer location;
- Parcel H, grid cell 'H-C2' – drainage feature/hydraulic fluid bucket;
- Parcel H, grid cell 'H-A1' – vicinity of well M120 to address the elevated concentrations of various chemicals in this well;
- Parcel H, grid cell 'H-C1' – vicinity of well M121 to address the elevated concentrations of various chemicals in this well;
- Parcel H, grid cell 'H-C3' – drainage feature;
- Parcel H, grid cell 'H-B2' – drainage feature;
- Parcel H, grid cell 'H-C3' – drainage feature;
- Parcel H, grid cell 'H-C3' – drainage feature/road; and
- Parcel H, grid cell 'H-A1' – drainage feature in the area of abandoned water supply line.

Final judgmental sampling locations will be placed based on field verification. Soil borings will be advanced with a hollow-stem auger to a total depth of ten feet bgs. Soil samples will be collected at approximately zero (i.e., surface) and ten feet bgs. Soil samples will be analyzed for the analyte list provided in Table 3, with limitations as noted in the footnotes to this table. Soil boring locations are shown on Figure 2.

***Task 2: Data Evaluation***

Once the data are collected, BEC will subject the data to validation per procedures agreed to previously with the NDEP and consistent with the QAPP (BRC, ERM and MWH 2007b). Only those data determined by the QA/QC review to be suitable for use will be considered for the site data set. A separate Data Validation Summary Report will be prepared and submitted to NDEP.

***Task 3: Reporting***

Upon receipt of laboratory analytical results, an investigation report will be prepared. The report shall contain, but not be limited to, the following items:

- A summary of the sampling procedures conducted;
- Sampling location map;
- Soil boring logs;
- An evaluation and summary of the collected data;
- Tables(s) summarizing soil results; and
- If appropriate, plan view maps indicating the locations of detected constituents in soil.

Given the depth to groundwater at the Site (approximately 45 feet bgs, as measured at on-site monitoring wells), and the fact that future development will cover the Site with paved areas and buildings, migration of chemicals at the Site to groundwater is considered unlikely. However, once the data are collected this will be evaluated in the report. It should also be noted that development of the site will not preclude future groundwater investigation or remediation activities that may need to be conducted by Tronox.

Following collection and analysis of soil samples, the data will be discussed with the NDEP. This will include a comparison to the recently approved BRC-TIMET background data set (BRC/TIMET 2007). If required upon this evaluation, a risk assessment will be conducted to evaluate the potential risks to future on-site human receptors. The receptors identified to be evaluated in the risk assessment will be consistent with the proposed development of the Site. These receptors will include construction workers, indoor commercial workers, and outdoor maintenance workers. Because the proposed development does not include residential units, on-site residents will not be evaluated. The risk assessment will be conducted using standard USEPA guidance, input parameters, and methods. A risk assessment work plan will be submitted to NDEP after sample results have been obtained and NDEP approval will be obtained prior to conducting the risk assessment.

**Schedule**


Once final approval of the SAP is received from NDEP, field implementation activities can commence within one to two weeks. BEC will provide NDEP with at least one week notice prior to the initiation of field activities at the Site. It is anticipated that this work can be completed within one week, depending on field conditions. The soil samples will be submitted to the laboratories and placed on a standard turn around time, which is 28 days for the complete analyte list. A report will be completed within three weeks after the final data are received from the laboratory and validated.

**Closing Remarks**

See attached for appropriate certification language and signature. Please direct any remaining questions or comments you may have to me at 626-382-0001.

Sincerely,

Basic Environmental Company



Ranajit Sahu, CEM  
Project Manager

cc: Brian Rakvica, NDEP, BCA, Las Vegas, NV 89119  
Jim Najima, NDEP, BCA, Carson City, NV 89701

Attachments: Attachment A – NDEP Comments on Revision 0 of the SAP and BEC’s Response to Comments  
Table 1 – Recent Groundwater Results for Monitoring Wells within/near Parcel H  
Table 2 – Recent Soil Results for Borings within/near Parcel H  
Table 3 – Project List of Analytes – Soil  
Table 4 – Tronox Phase A Organophosphorous Pesticide and Chlorinated Herbicide Results Summary  
Figure 1 – Tronox/BEC Parcel Map with Tronox Source Areas  
Figure 2 – Proposed Sample Locations – Parcel “H”

**References**

Basic Remediation Company (BRC) and MWH. 2005. BRC Health and Safety Plan, BMI Common Areas, Clark County, Nevada. October.


Basic Remediation Company (BRC), ERM, and MWH. 2007a. BRC Field Sampling and Standard Operating Procedures, BMI Common Areas, Clark County, Nevada. August.

Basic Remediation Company (BRC), ERM, and MWH. 2007b. BRC Quality Assurance Project Plan. BMI Common Areas, Clark County, Nevada. August.

Basic Remediation Company (BRC) and Titanium Metals Corporation (TIMET). 2007. Background Shallow Soil Summary Report, BMI Complex and Common Areas Vicinity. March 16.

---

I hereby certify that I am responsible for the services described in this document and for the preparation of this document. The services described in this document have been provided in a manner consistent with the current standards of the profession and to the best of my knowledge comply with all applicable federal, state and local statutes, regulations and ordinances. I hereby certify that all laboratory analytical data was generated by a laboratory certified by the NDEP for each constituent and media presented herein.



December 13, 2007

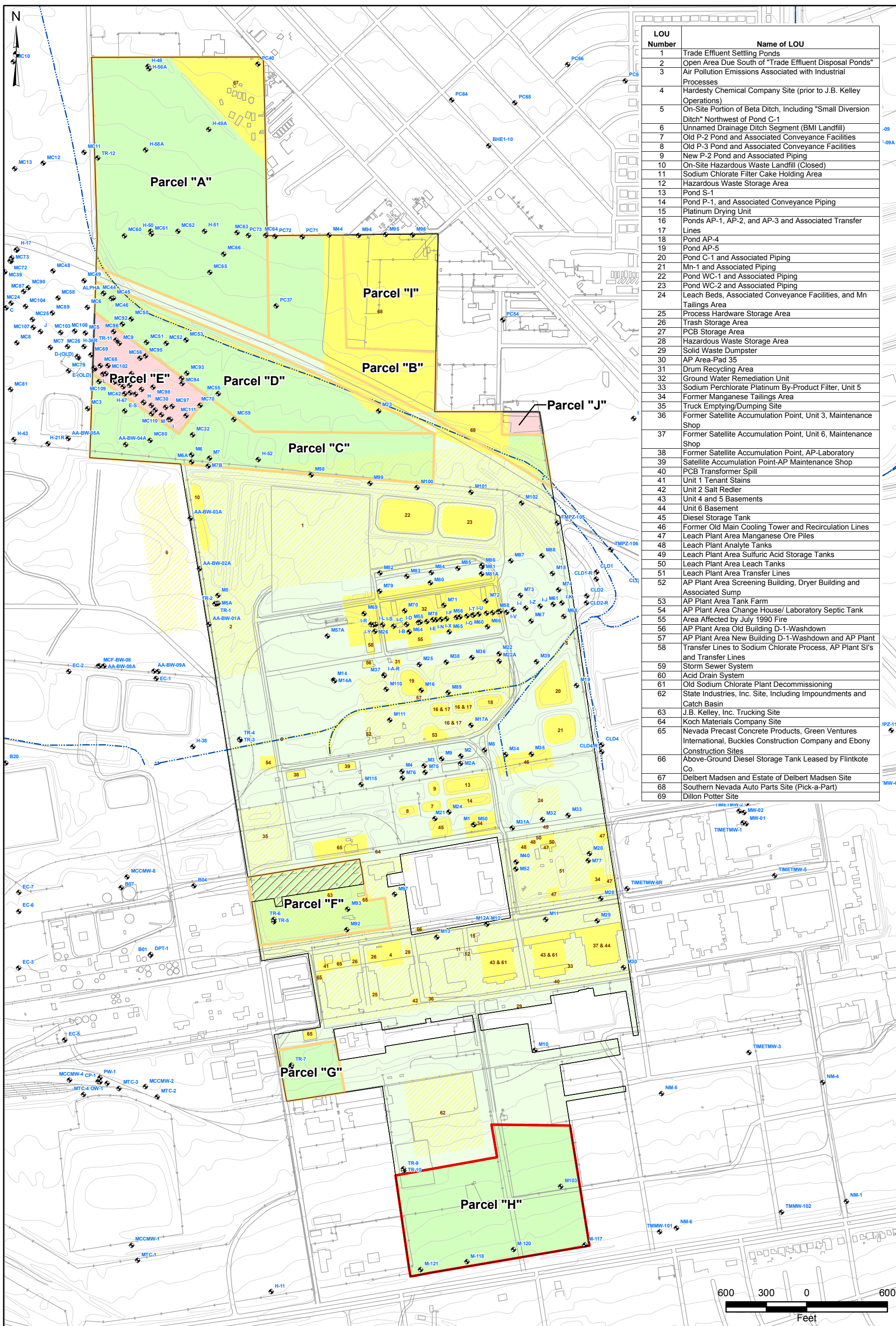
---

Dr. Ranajit Sahu, C.E.M. (No. EM-1699, Exp. 10/07/2009)      Date

BRC Project Manager

## FIGURES





LOU Number	Name of LOU
1	Trade Effluent Settling Ponds
2	Open Area Due South of "Trade Effluent Disposal Ponds"
3	Air Pollution Emissions Associated with Industrial Processes
4	Hardesty Chemical Company Site (prior to J.B. Kelley Operations)
5	On-Site Portion of Beta Ditch, Including "Small Diversion Ditch" Northwest of Pond C-1
6	Unnamed Drainage Ditch Segment (BMI Landfill)
7	Old P-2 Pond and Associated Conveyance Facilities
8	Old P-3 Pond and Associated Conveyance Facilities
9	New P-2 Pond and Associated Piping
10	On-Site Hazardous Waste Landfill (Closed)
11	Sodium Chlorate Filter Cake Holding Area
12	Hazardous Waste Storage Area
13	Pond S-1
14	Pond P-1, and Associated Conveyance Piping
15	Platinum Drying Unit
16	Ponds AP-1, AP-2, and AP-3 and Associated Transfer Lines
17	Pond AP-4
18	Pond AP-5
19	Pond C-1 and Associated Piping
20	Mn-1 and Associated Piping
21	Pond WC-1 and Associated Piping
22	Pond WC-2 and Associated Piping
23	Leach Beds, Associated Conveyance Facilities, and Mn Tailings Area
24	Process Hardware Storage Area
25	Trash Storage Area
26	PCB Storage Area
27	Hazardous Waste Storage Area
28	Solid Waste Dumpster
29	AP Area-Pad 35
30	Drum Recycling Area
31	Ground Water Remediation Unit
32	Sodium Perchlorate Platinum By-Product Filter, Unit 5
33	Former Manganese Tailings Area
34	Truck Emptying/Dumping Site
35	Former Satellite Accumulation Point, Unit 3, Maintenance Shop
36	Former Satellite Accumulation Point, Unit 6, Maintenance Shop
37	Former Satellite Accumulation Point, AP-Laboratory
38	Satellite Accumulation Point-AP Maintenance Shop
39	PCB Transformer Spill
40	Unit 1 Tenant Stains
41	Unit 2 Salt Redler
42	Unit 4 and 5 Basements
43	Unit 6 Basement
44	Diesel Storage Tank
45	Former Old Main Cooling Tower and Recirculation Lines
46	Leach Plant Area Manganese Ore Piles
47	Leach Plant Analyte Tanks
48	Leach Plant Area Sulfuric Acid Storage Tanks
49	Leach Plant Area Leach Tanks
50	Leach Plant Area Transfer Lines
51	AP Plant Area Screening Building, Dryer Building and Associated Sump
52	AP Plant Area Tank Farm
53	AP Plant Area Change House/Laboratory Septic Tank
54	Area Affected by July 1990 Fire
55	AP Plant Area Old Building D-1-Washdown
56	AP Plant Area New Building D-1-Washdown and AP Plant Transfer Lines to Sodium Chlorate Process, AP Plant SI's and Transfer Lines
57	Storm Sewer System
58	Acid Drain System
59	Old Sodium Chlorate Plant Decommissioning
60	State Industries, Inc. Site, Including Impoundments and Catch Basin
61	J.B. Kelley, Inc. Trucking Site
62	Koch Materials Company Site
63	Nevada Precast Concrete Products, Green Ventures International, Buckles Construction Company and Ebony Construction Sites
64	Above-Ground Diesel Storage Tank Leased by Flintkote Co.
65	Delbert Madsen and Estate of Delbert Madsen Site
66	Southern Nevada Auto Parts Site (Pick-a-Part)
67	Dillon Potter Site

Tronox Property	<b>Tronox/BEC Parcels</b>	23 Tronox Potential Source Area
Monitoring Wells	NFA to be obtained later	24 Tronox Potential Source Area That is Less Defined
Historical Ditches	NFA to be obtained now	
	Parcels included in this SAP	
	TIMET NFA Area	

BEC / Tronox Sampling and Analysis Plan  
 BMI Common Areas, Henderson, Nevada

**FIGURE 1**

**TRONOX/BEC PARCEL MAP WITH TRONOX SOURCE AREAS**

Prepared by: MKJ Date: 09/21/07

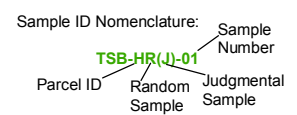
JOB No. 0069073  
 FILE: GIS/BEC/TRONOX/FIGURE\_1.MXD





- Proposed Sampling Location
- ⊕ Monitoring Well
- ⊗ Approximate Pad Mounted Transformer Location
- Approximate Debris Pile Location

4-Acre Random Sampling Grid (Grid ID = "H-X#")



BEC / Tronox Sampling and Analysis Plan  
 BMI Common Areas, Henderson, Nevada

FIGURE 2

**PROPOSED SAMPLING LOCATIONS - PARCEL "H"**



February 2007 Aerial from AirPhotoUSA.

Prepared by: MKJ      Date: 12/12/07

JOB No. 0069073  
 FILE: GIS/BEC/TRONOX/FIGURE\_2.MXD

## TABLES

**TABLE 1**  
**RECENT GROUNDWATER RESULTS FOR MONITORING WELLS WITHIN/NEAR PARCEL H<sup>a</sup>**  
**(Page 1 of 10)**

Analytical Method	Chemical Name	Sample Location		M103			M117		M118	
		Sample Date	Sample Type	3/20/2006	3/21/2006	5/4/2007	3/23/2006	5/4/2007	3/22/2006	5/4/2007
		Units		N	N	N	N	N	N	N
Dioxins/Furans	1,2,3,4,6,7,8-HpCDD	pg/L		NA	NA	NA	NA	NA	NA	NA
	1,2,3,4,6,7,8-HpCDF	pg/L		NA	NA	NA	NA	NA	NA	NA
	1,2,3,4,7,8-HpCDF	pg/L		NA	NA	NA	NA	NA	NA	NA
	1,2,3,4,7,8-HxCDD	pg/L		NA	NA	NA	NA	NA	NA	NA
	1,2,3,4,7,8-HxCDF	pg/L		NA	NA	NA	NA	NA	NA	NA
	1,2,3,6,7,8-HxCDD	pg/L		NA	NA	NA	NA	NA	NA	NA
	1,2,3,6,7,8-HxCDF	pg/L		NA	NA	NA	NA	NA	NA	NA
	1,2,3,7,8,9-HxCDD	pg/L		NA	NA	NA	NA	NA	NA	NA
	1,2,3,7,8,9-HxCDF	pg/L		NA	NA	NA	NA	NA	NA	NA
	1,2,3,7,8-PeCDD	pg/L		NA	NA	NA	NA	NA	NA	NA
	1,2,3,7,8-PeCDF	pg/L		NA	NA	NA	NA	NA	NA	NA
	2,3,4,6,7,8-HxCDF	pg/L		NA	NA	NA	NA	NA	NA	NA
	2,3,4,7,8-PeCDF	pg/L		NA	NA	NA	NA	NA	NA	NA
	2,3,7,8-TCDD	pg/L		NA	NA	NA	NA	NA	NA	NA
	2,3,7,8-TCDF	pg/L		NA	NA	NA	NA	NA	NA	NA
OCDD	pg/L		NA	NA	NA	NA	NA	NA	NA	
OCDF	pg/L		NA	NA	NA	NA	NA	NA	NA	
Ions	Bromide	mg/L		NA	NA	NA	NA	NA	NA	NA
	Chlorate	mg/L		1.13	0.81	NA	< 0.01 U	NA	0.237	NA
	Chloride	mg/L		126	127	NA	148	NA	152	NA
	Fluoride	mg/L		NA	NA	NA	NA	NA	NA	NA
	Nitrate (as N)	mg/L		2.8	2.5	NA	1.0	NA	1.27	NA
	Nitrite	mg/L		< 0.500 U	< 0.500 U	NA	< 0.500 U	NA	< 0.500 U	NA
	ortho-Phosphate	mg/L		NA	NA	NA	NA	NA	NA	NA
	Residual chlorine	mg/L		NA	NA	NA	NA	NA	NA	NA
	Sulfate	mg/L		1019	1027	NA	314	NA	310	NA
	Sulfite	mg/L		NA	NA	NA	NA	NA	NA	NA
Perchlorate	µg/L		310	230	298	< 16 U	< 10 U	56	< 10 U	
Metals	Aluminum	µg/L		15000 J	1600 J	NA	31000	NA	1100 J	NA
	Antimony	µg/L		< 1.0 UJ	< 1.0 UJ	NA	< 1.0 UJ	NA	< 1.0 UJ	NA
	Arsenic	µg/L		125 J	115 J	NA	58 J	NA	36 J	NA
	Barium	µg/L		265 J	50 J	NA	310 J	NA	37 J	NA
	Beryllium	µg/L		< 1.0 UJ	< 1.0 UJ	NA	1.5 J	NA	< 1.0 UJ	NA
	Boron	µg/L		1200	1200	NA	760	NA	740	NA
	Cadmium	µg/L		< 0.500 UJ	< 0.500 UJ	NA	< 0.500 UJ	NA	< 0.500 UJ	NA
	Calcium	µg/L		140000	120000	NA	100000	NA	60000	NA
	Chromium	µg/L		29 J	16 J	54	54 J	< 20 U	9.1 J	41
	Cobalt	µg/L		4.6 J	< 2.0 UJ	NA	9.4 J	NA	< 2.0 UJ	NA
	Copper	µg/L		50 J	7.0 J	NA	24 J	NA	< 2.0 UJ	NA
	Hexavalent chromium	µg/L		15.2	16.9	NA	5.3	NA	7.5	NA
	Iron	µg/L		12000 J	1600	NA	31000	NA	1300	NA
	Lead	µg/L		22	2.1	NA	15	NA	0.67	NA
	Magnesium	µg/L		82000 J	69000 J	NA	95000 J	NA	23000 J	NA
	Manganese	µg/L		470 J	56 J	NA	530 J	NA	55 J	NA
	Mercury	µg/L		< 0.200 U	< 0.200 U	NA	< 0.200 U	NA	< 0.200 U	NA
	Molybdenum	µg/L		42 J	49 J	NA	13 J	NA	13 J	NA
	Nickel	µg/L		14 J	< 5.0 UJ	NA	33 J	NA	< 5.0 UJ	NA
	Phosphorus	µg/L		NA	NA	NA	NA	NA	NA	NA
	Platinum	µg/L		< 1.0 U	< 1.0 U	NA	< 1.0 U	NA	< 1.0 U	NA
	Potassium	µg/L		14000	11000	NA	19000	NA	9500	NA
	Selenium	µg/L		< 5.0 U	< 5.0 UJ	NA	< 5.0 U	NA	< 5.0 UJ	NA
	Silicon	µg/L		NA	NA	NA	NA	NA	NA	NA
	Silver	µg/L		< 0.500 UJ	< 0.500 UJ	NA	< 0.500 UJ	NA	< 0.500 UJ	NA
	Sodium	µg/L		320000 J	330000 J	NA	170000 J	NA	160000 J	NA
	Strontium	µg/L		NA	NA	NA	NA	NA	NA	NA
	Thallium	µg/L		< 1.0 U	< 1.0 U	NA	< 1.0 U	NA	< 1.0 U	NA
	Tin	µg/L		NA	NA	NA	NA	NA	NA	NA
	Titanium	µg/L		390 J	74	NA	1400	NA	64	NA
	Tungsten	µg/L		< 2.0 U	< 2.0 U	NA	< 2.0 U	NA	< 2.0 U	NA
	Uranium	µg/L		12.7	3.41	NA	3.20	NA	2.57	NA
	Vanadium	µg/L		38 J	26 J	NA	55 J	NA	21 J	NA
Zinc	µg/L		77 J	11 J	NA	105 J	NA	10 J	NA	
Methyl Mercury	Methyl mercury	µg/L		NA	NA	NA	NA	NA	NA	NA

**TABLE 1**  
**RECENT GROUNDWATER RESULTS FOR MONITORING WELLS WITHIN/NEAR PARCEL H<sup>a</sup>**  
**(Page 2 of 10)**

Analytical Method	Chemical Name	Sample Location		M103			M117		M118	
		Sample Date	Sample Type	3/20/2006	3/21/2006	5/4/2007	3/23/2006	5/4/2007	3/22/2006	5/4/2007
		Units		N	N	N	N	N	N	N
Organochlorine Pesticides	4,4'-DDD	µg/L		NA	NA	NA	NA	NA	NA	NA
	4,4'-DDE	µg/L		NA	NA	NA	NA	NA	NA	NA
	4,4'-DDT	µg/L		NA	NA	NA	NA	NA	NA	NA
	Aldrin	µg/L		NA	NA	NA	NA	NA	NA	NA
	alpha-BHC	µg/L		NA	NA	NA	NA	NA	NA	NA
	alpha-Chlordane	µg/L		NA	NA	NA	NA	NA	NA	NA
	beta-BHC	µg/L		NA	NA	NA	NA	NA	NA	NA
	delta-BHC	µg/L		NA	NA	NA	NA	NA	NA	NA
	Dieldrin	µg/L		NA	NA	NA	NA	NA	NA	NA
	Endosulfan I	µg/L		NA	NA	NA	NA	NA	NA	NA
	Endosulfan II	µg/L		NA	NA	NA	NA	NA	NA	NA
	Endosulfan sulfate	µg/L		NA	NA	NA	NA	NA	NA	NA
	Endrin	µg/L		NA	NA	NA	NA	NA	NA	NA
	Endrin aldehyde	µg/L		NA	NA	NA	NA	NA	NA	NA
	Endrin ketone	µg/L		NA	NA	NA	NA	NA	NA	NA
	gamma-BHC (Lindane)	µg/L		NA	NA	NA	NA	NA	NA	NA
	gamma-Chlordane	µg/L		NA	NA	NA	NA	NA	NA	NA
	Heptachlor	µg/L		NA	NA	NA	NA	NA	NA	NA
	Heptachlor epoxide	µg/L		NA	NA	NA	NA	NA	NA	NA
	Methoxychlor	µg/L		NA	NA	NA	NA	NA	NA	NA
tech-Chlordane	µg/L		NA	NA	NA	NA	NA	NA	NA	
Toxaphene	µg/L		NA	NA	NA	NA	NA	NA	NA	
Organophosphorous Pesticides	Azinphos-methyl	µg/L		NA	NA	NA	NA	NA	NA	NA
	Bolstar	µg/L		NA	NA	NA	NA	NA	NA	NA
	Chlorpyrifos	µg/L		NA	NA	NA	NA	NA	NA	NA
	Coumaphos	µg/L		NA	NA	NA	NA	NA	NA	NA
	Demeton-O	µg/L		NA	NA	NA	NA	NA	NA	NA
	Demeton-S	µg/L		NA	NA	NA	NA	NA	NA	NA
	Diazinon	µg/L		NA	NA	NA	NA	NA	NA	NA
	Dichlorvos	µg/L		NA	NA	NA	NA	NA	NA	NA
	Dimethoate	µg/L		NA	NA	NA	NA	NA	NA	NA
	Disulfoton	µg/L		NA	NA	NA	NA	NA	NA	NA
	EPN	µg/L		NA	NA	NA	NA	NA	NA	NA
	Ethoprop	µg/L		NA	NA	NA	NA	NA	NA	NA
	Famphur	µg/L		NA	NA	NA	NA	NA	NA	NA
	Fensulfothion	µg/L		NA	NA	NA	NA	NA	NA	NA
	Fenthion	µg/L		NA	NA	NA	NA	NA	NA	NA
	Malathion	µg/L		NA	NA	NA	NA	NA	NA	NA
	Merphos	µg/L		NA	NA	NA	NA	NA	NA	NA
	Methyl parathion	µg/L		NA	NA	NA	NA	NA	NA	NA
	Mevinphos	µg/L		NA	NA	NA	NA	NA	NA	NA
	Naled	µg/L		NA	NA	NA	NA	NA	NA	NA
	Parathion	µg/L		NA	NA	NA	NA	NA	NA	NA
	Phorate	µg/L		NA	NA	NA	NA	NA	NA	NA
	Ronnel	µg/L		NA	NA	NA	NA	NA	NA	NA
Stirophos	µg/L		NA	NA	NA	NA	NA	NA	NA	
Sulfotep	µg/L		NA	NA	NA	NA	NA	NA	NA	
Thionazin	µg/L		NA	NA	NA	NA	NA	NA	NA	
Tokuthion	µg/L		NA	NA	NA	NA	NA	NA	NA	
Trichloronate	µg/L		NA	NA	NA	NA	NA	NA	NA	
Organics	Ethanol	mg/L		< 1.0 U	< 1.0 U	NA	< 1.0 U	NA	< 1.0 U	NA
	Ethylene glycol	mg/L		< 10 U	< 10 U	NA	< 10 U	NA	< 10 U	NA
	Methanol	mg/L		< 1.0 U	< 1.0 U	NA	< 1.0 U	NA	< 1.0 U	NA
PCBs	Aroclor-1016	µg/L		NA	NA	NA	NA	NA	NA	NA
	Aroclor-1221	µg/L		NA	NA	NA	NA	NA	NA	NA
	Aroclor-1232	µg/L		NA	NA	NA	NA	NA	NA	NA
	Aroclor-1242	µg/L		NA	NA	NA	NA	NA	NA	NA
	Aroclor-1248	µg/L		NA	NA	NA	NA	NA	NA	NA
	Aroclor-1254	µg/L		NA	NA	NA	NA	NA	NA	NA
Aroclor-1260	µg/L		NA	NA	NA	NA	NA	NA	NA	
Radionuclides	Actinium-228	pCi/L		NA	NA	NA	NA	NA	NA	NA
	Bismuth-212	pCi/L		NA	NA	NA	NA	NA	NA	NA
	Gross Alpha	pCi/L		NA	NA	NA	NA	NA	NA	NA
	Lead-210	pCi/L		< 1.07 U	< 1.03 U	NA	< 0.411 U	NA	< -0.707 U	NA

**TABLE 1**  
**RECENT GROUNDWATER RESULTS FOR MONITORING WELLS WITHIN/NEAR PARCEL H<sup>a</sup>**  
**(Page 3 of 10)**

Analytical Method	Chemical Name	Sample Location		M103			M117		M118	
		Sample Date	Sample Type	3/20/2006	3/21/2006	5/4/2007	3/23/2006	5/4/2007	3/22/2006	5/4/2007
		Units		N	N	N	N	N	N	N
Radionuclides	Lead-212	pCi/L	< 5.96 U	< 0.412 U	NA	< 10 U	NA	< 2.22 U	NA	
	Polonium-210	pCi/L	NA	NA	NA	NA	NA	NA	NA	
	Protactinium-231	pCi/L	NA	NA	NA	NA	NA	NA	NA	
	Radium-226	pCi/L	0.969 B	< 0.390 U	NA	0.828	NA	0.737	NA	
	Radium-228	pCi/L	1.65	< 0.177 U	NA	1.35	NA	< 0.828 U	NA	
	Thorium-228	pCi/L	2.39	< 0.200 U	NA	< 0.237 U	NA	< 0.121 U	NA	
	Thorium-230	pCi/L	2.30	< 0.136 U	NA	< 0.0123 U	NA	< -0.0231 U	NA	
	Thorium-232	pCi/L	2.27	< -0.00725 U	NA	< 0.138 U	NA	< 0.113 U	NA	
	Uranium-234	pCi/L	3.36	1.44	NA	1.22	NA	1.31	NA	
	Uranium-235	pCi/L	0.309	< -0.0962 U	NA	< 0.00157 U	NA	< -0.0265 U	NA	
Uranium-238	pCi/L	2.44	0.680	NA	1.28	NA	1.01	NA		
Radon	Radon-222	pCi/L	NA	NA	NA	NA	NA	NA	NA	
SVOCs	1,2-Dichlorobenzene	µg/L	NA	NA	NA	NA	NA	NA	NA	
	1,3-Dichlorobenzene	µg/L	NA	NA	NA	NA	NA	NA	NA	
	1,4-Dichlorobenzene	µg/L	NA	NA	NA	NA	NA	NA	NA	
	2,4,5-Trichlorophenol	µg/L	NA	NA	NA	NA	NA	NA	NA	
	2,4,6-Trichlorophenol	µg/L	NA	NA	NA	NA	NA	NA	NA	
	2,4-Dichlorophenol	µg/L	NA	NA	NA	NA	NA	NA	NA	
	2,4-Dimethylphenol	µg/L	NA	NA	NA	NA	NA	NA	NA	
	2,4-Dinitrophenol	µg/L	NA	NA	NA	NA	NA	NA	NA	
	2,4-Dinitrotoluene	µg/L	NA	NA	NA	NA	NA	NA	NA	
	2,6-Dinitrotoluene	µg/L	NA	NA	NA	NA	NA	NA	NA	
	2-Chloronaphthalene	µg/L	NA	NA	NA	NA	NA	NA	NA	
	2-Chlorophenol	µg/L	NA	NA	NA	NA	NA	NA	NA	
	2-Methylnaphthalene	µg/L	NA	NA	NA	NA	NA	NA	NA	
	2-Methylphenol	µg/L	NA	NA	NA	NA	NA	NA	NA	
	2-Nitroaniline	µg/L	NA	NA	NA	NA	NA	NA	NA	
	2-Nitrophenol	µg/L	NA	NA	NA	NA	NA	NA	NA	
	3,3-Dichlorobenzidine	µg/L	NA	NA	NA	NA	NA	NA	NA	
	3-Nitroaniline	µg/L	NA	NA	NA	NA	NA	NA	NA	
	4,6-Dinitro-2-methylphenol	µg/L	NA	NA	NA	NA	NA	NA	NA	
	4-Bromophenyl-phenylether	µg/L	NA	NA	NA	NA	NA	NA	NA	
	4-Chloro-3-methylphenol	µg/L	NA	NA	NA	NA	NA	NA	NA	
	4-Chloroaniline	µg/L	NA	NA	NA	NA	NA	NA	NA	
	4-Chlorophenyl-phenylether	µg/L	NA	NA	NA	NA	NA	NA	NA	
	4-Methylphenol	µg/L	NA	NA	NA	NA	NA	NA	NA	
	4-Nitroaniline	µg/L	NA	NA	NA	NA	NA	NA	NA	
	4-Nitrophenol	µg/L	NA	NA	NA	NA	NA	NA	NA	
	Acenaphthene	µg/L	NA	NA	NA	NA	NA	NA	NA	
	Acenaphthylene	µg/L	NA	NA	NA	NA	NA	NA	NA	
	Anthracene	µg/L	NA	NA	NA	NA	NA	NA	NA	
	Benz(a)anthracene	µg/L	NA	NA	NA	NA	NA	NA	NA	
	Benzo(a)pyrene	µg/L	NA	NA	NA	NA	NA	NA	NA	
	Benzo(b)fluoranthene	µg/L	NA	NA	NA	NA	NA	NA	NA	
	Benzo(g,h,i)perylene	µg/L	NA	NA	NA	NA	NA	NA	NA	
	Benzo(k)fluoranthene	µg/L	NA	NA	NA	NA	NA	NA	NA	
	Benzoic acid	µg/L	NA	NA	NA	NA	NA	NA	NA	
	Benzyl alcohol	µg/L	NA	NA	NA	NA	NA	NA	NA	
	bis(2-Chloroethoxy)methane	µg/L	NA	NA	NA	NA	NA	NA	NA	
	bis(2-Chloroethyl)ether	µg/L	NA	NA	NA	NA	NA	NA	NA	
	bis(2-Chloroisopropyl)ether	µg/L	NA	NA	NA	NA	NA	NA	NA	
	bis(2-Ethylhexyl)phthalate	µg/L	NA	NA	NA	NA	NA	NA	NA	
	Butyl benzyl phthalate	µg/L	NA	NA	NA	NA	NA	NA	NA	
	Carbazole	µg/L	NA	NA	NA	NA	NA	NA	NA	
	Chrysene	µg/L	NA	NA	NA	NA	NA	NA	NA	
	Dibenz(a,h)anthracene	µg/L	NA	NA	NA	NA	NA	NA	NA	
	Dibenzofuran	µg/L	NA	NA	NA	NA	NA	NA	NA	
	Diethyl phthalate	µg/L	NA	NA	NA	NA	NA	NA	NA	
	Dimethyl phthalate	µg/L	NA	NA	NA	NA	NA	NA	NA	
	Di-n-butyl phthalate	µg/L	NA	NA	NA	NA	NA	NA	NA	
	Di-n-octyl phthalate	µg/L	NA	NA	NA	NA	NA	NA	NA	
	Fluoranthene	µg/L	NA	NA	NA	NA	NA	NA	NA	
Fluorene	µg/L	NA	NA	NA	NA	NA	NA	NA		
Hexachlorobenzene	µg/L	NA	NA	NA	NA	NA	NA	NA		

**TABLE 1**  
**RECENT GROUNDWATER RESULTS FOR MONITORING WELLS WITHIN/NEAR PARCEL H<sup>a</sup>**  
**(Page 4 of 10)**

Analytical Method	Chemical Name	Sample Location		M103			M117		M118	
		Sample Date	Sample Type	3/20/2006	3/21/2006	5/4/2007	3/23/2006	5/4/2007	3/22/2006	5/4/2007
		Units		N	N	N	N	N	N	N
SVOCs	Hexachlorobutadiene	µg/L		NA	NA	NA	NA	NA	NA	NA
	Hexachlorocyclopentadiene	µg/L		NA	NA	NA	NA	NA	NA	NA
	Hexachloroethane	µg/L		NA	NA	NA	NA	NA	NA	NA
	Indeno(1,2,3-cd)pyrene	µg/L		NA	NA	NA	NA	NA	NA	NA
	Isophorone	µg/L		NA	NA	NA	NA	NA	NA	NA
	Naphthalene	µg/L		NA	NA	NA	NA	NA	NA	NA
	Nitrobenzene	µg/L		NA	NA	NA	NA	NA	NA	NA
	N-Nitroso-di-N-propylamine	µg/L		NA	NA	NA	NA	NA	NA	NA
	N-Nitrosodiphenylamine	µg/L		NA	NA	NA	NA	NA	NA	NA
	Octachlorostyrene	µg/L		NA	NA	NA	NA	NA	NA	NA
	Pentachlorophenol	µg/L		NA	NA	NA	NA	NA	NA	NA
	Phenanthrene	µg/L		NA	NA	NA	NA	NA	NA	NA
	Phenol	µg/L		NA	NA	NA	NA	NA	NA	NA
	Pyrene	µg/L		NA	NA	NA	NA	NA	NA	NA
	Pyridine	µg/L		NA	NA	NA	NA	NA	NA	NA
VOCs	1,1,1,2-Tetrachloroethane	µg/L		< 5.0 U	< 5.0 U	NA	< 5.0 U	NA	< 5.0 U	NA
	1,1,1-Trichloroethane	µg/L		< 5.0 U	< 5.0 U	NA	< 5.0 U	NA	< 5.0 U	NA
	1,1,2,2-Tetrachloroethane	µg/L		< 5.0 U	< 5.0 U	NA	< 5.0 U	NA	< 5.0 U	NA
	1,1,2-Trichloroethane	µg/L		< 5.0 U	< 5.0 U	NA	< 5.0 U	NA	< 5.0 U	NA
	1,1-Dichloroethane	µg/L		< 5.0 U	< 5.0 U	NA	< 5.0 U	NA	< 5.0 U	NA
	1,1-Dichloroethene	µg/L		< 5.0 U	< 5.0 U	NA	< 5.0 U	NA	< 5.0 U	NA
	1,1-Dichloropropene	µg/L		< 5.0 U	< 5.0 U	NA	< 5.0 U	NA	< 5.0 U	NA
	1,2,3-Trichlorobenzene	µg/L		< 5.0 U	< 5.0 U	NA	< 5.0 U	NA	< 5.0 U	NA
	1,2,3-Trichloropropane	µg/L		< 5.0 U	< 5.0 U	NA	< 5.0 U	NA	< 5.0 U	NA
	1,2,4-Trichlorobenzene	µg/L		< 5.0 U	< 5.0 U	NA	< 5.0 U	NA	< 5.0 U	NA
	1,2,4-Trimethylbenzene	µg/L		< 5.0 U	< 5.0 U	NA	< 5.0 U	NA	< 5.0 U	NA
	1,2-Dibromo-3-chloropropane	µg/L		< 5.0 U	< 5.0 U	NA	< 5.0 U	NA	< 5.0 U	NA
	1,2-Dichlorobenzene	µg/L		< 5.0 U	< 5.0 U	NA	< 5.0 U	NA	< 5.0 U	NA
	1,2-Dichloroethane	µg/L		< 5.0 U	< 5.0 U	NA	< 5.0 U	NA	< 5.0 U	NA
	1,2-Dichloropropane	µg/L		< 5.0 U	< 5.0 U	NA	< 5.0 U	NA	< 5.0 U	NA
	1,3,5-Trimethylbenzene	µg/L		< 5.0 U	< 5.0 U	NA	< 5.0 U	NA	< 5.0 U	NA
	1,3-Dichlorobenzene	µg/L		< 5.0 U	< 5.0 U	NA	< 5.0 U	NA	< 5.0 U	NA
	1,3-Dichloropropane	µg/L		< 5.0 U	< 5.0 U	NA	< 5.0 U	NA	< 5.0 U	NA
	1,4-Dichlorobenzene	µg/L		< 5.0 U	< 5.0 U	NA	< 5.0 U	NA	< 5.0 U	NA
	1-Chlorohexane	µg/L		< 5.0 U	< 5.0 U	NA	< 5.0 U	NA	< 5.0 U	NA
	2,2-Dichloropropane	µg/L		< 5.0 U	< 5.0 U	NA	< 5.0 U	NA	< 5.0 U	NA
	2-Butanone	µg/L		< 10 U	< 10 U	NA	< 10 U	NA	< 10 U	NA
	2-Chlorotoluene	µg/L		< 5.0 U	< 5.0 U	NA	< 5.0 U	NA	< 5.0 U	NA
	2-Hexanone	µg/L		< 10 U	< 10 U	NA	< 10 U	NA	< 10 U	NA
	2-Methoxy-2-methyl-butane	µg/L		< 5.0 U	< 5.0 U	NA	< 5.0 U	NA	< 5.0 U	NA
	4-Chlorotoluene	µg/L		< 5.0 U	< 5.0 U	NA	< 5.0 U	NA	< 5.0 U	NA
	4-Isopropyltoluene	µg/L		< 5.0 U	< 5.0 U	NA	< 5.0 U	NA	< 5.0 U	NA
	4-Methyl-2-pentanone	µg/L		< 10 U	< 10 U	NA	< 10 U	NA	< 10 U	NA
	Acetone	µg/L		< 10 U	< 10 U	NA	5 J	NA	< 10 U	NA
	Benzene	µg/L		< 5.0 U	< 5.0 U	NA	< 5.0 U	NA	< 5.0 U	NA
	Bromobenzene	µg/L		< 5.0 U	< 5.0 U	NA	< 5.0 U	NA	< 5.0 U	NA
	Bromochloromethane	µg/L		< 5.0 U	< 5.0 U	NA	< 5.0 U	NA	< 5.0 U	NA
	Bromodichloromethane	µg/L		< 5.0 U	< 5.0 U	NA	< 5.0 U	NA	< 5.0 U	NA
	Bromoform	µg/L		< 5.0 U	< 5.0 U	NA	< 5.0 U	NA	< 5.0 U	NA
	Bromomethane	µg/L		< 10 U	< 10 U	NA	< 10 U	NA	< 10 U	NA
	Carbon tetrachloride	µg/L		< 5.0 U	< 5.0 U	NA	< 5.0 U	NA	< 5.0 U	NA
	Chlorobenzene	µg/L		< 5.0 U	< 5.0 U	NA	< 5.0 U	NA	< 5.0 U	NA
	Chloroethane	µg/L		< 5.0 U	< 5.0 U	NA	< 5.0 U	NA	< 5.0 U	NA
	Chloroform	µg/L		< 5.0 U	< 5.0 U	NA	< 5.0 U	NA	< 5.0 U	NA
	Chloromethane	µg/L		< 5.0 U	< 5.0 U	NA	< 5.0 U	NA	< 5.0 U	NA
	cis-1,2-Dichloroethene	µg/L		< 5.0 U	< 5.0 U	NA	< 5.0 U	NA	< 5.0 U	NA
	cis-1,3-Dichloropropene	µg/L		< 5.0 U	< 5.0 U	NA	< 5.0 U	NA	< 5.0 U	NA
	Dibromochloromethane	µg/L		< 5.0 U	< 5.0 U	NA	< 5.0 U	NA	< 5.0 U	NA
	Dibromomethane	µg/L		< 5.0 U	< 5.0 U	NA	< 5.0 U	NA	< 5.0 U	NA
	Dichlorodifluoromethane	µg/L		< 5.0 U	< 5.0 U	NA	< 5.0 U	NA	< 5.0 U	NA
	Ethyl t-butyl ether	µg/L		< 5.0 U	< 5.0 U	NA	< 5.0 U	NA	< 5.0 U	NA
	Ethylbenzene	µg/L		< 5.0 U	< 5.0 U	NA	< 5.0 U	NA	< 5.0 U	NA
Ethylene dibromide	µg/L		< 5.0 U	< 5.0 U	NA	< 5.0 U	NA	< 5.0 U	NA	
Hexachlorobutadiene	µg/L		< 10 U	< 10 U	NA	< 10 U	NA	< 10 U	NA	

**TABLE 1**  
**RECENT GROUNDWATER RESULTS FOR MONITORING WELLS WITHIN/NEAR PARCEL H<sup>a</sup>**  
**(Page 5 of 10)**

Analytical Method	Chemical Name	Sample Location		M103			M117		M118	
		Sample Date	Sample Type	3/20/2006	3/21/2006	5/4/2007	3/23/2006	5/4/2007	3/22/2006	5/4/2007
		Units		N	N	N	N	N	N	N
VOCs	isopropyl ether	µg/L	< 5.0 U	< 5.0 U	NA	< 5.0 U	NA	< 5.0 U	NA	
	Isopropylbenzene	µg/L	< 5.0 U	< 5.0 U	NA	< 5.0 U	NA	< 5.0 U	NA	
	Methyl tert butyl ether	µg/L	< 5.0 U	< 5.0 U	NA	< 5.0 U	NA	< 5.0 U	NA	
	Methylene chloride	µg/L	< 10 U	< 10 U	NA	< 10 U	NA	< 10 U	NA	
	Naphthalene	µg/L	< 5.0 UJ	< 5.0 U	NA	< 5.0 UJ	NA	< 5.0 UJ	NA	
	n-Butylbenzene	µg/L	< 5.0 U	< 5.0 U	NA	< 5.0 U	NA	< 5.0 U	NA	
	n-Propylbenzene	µg/L	< 5.0 U	< 5.0 U	NA	< 5.0 U	NA	< 5.0 U	NA	
	sec-Butylbenzene	µg/L	< 5.0 U	< 5.0 U	NA	< 5.0 U	NA	< 5.0 U	NA	
	Styrene	µg/L	< 5.0 U	< 5.0 U	NA	< 5.0 U	NA	< 5.0 U	NA	
	t-Butyl alcohol	µg/L	R	R	NA	R	NA	R	NA	
	tert-Butylbenzene	µg/L	< 5.0 U	< 5.0 U	NA	< 5.0 U	NA	< 5.0 U	NA	
	Tetrachloroethene	µg/L	< 5.0 U	< 5.0 U	NA	< 5.0 U	NA	< 5.0 U	NA	
	Toluene	µg/L	< 5.0 U	< 5.0 U	NA	< 5.0 U	NA	< 5.0 U	NA	
	trans-1,2-Dichloroethylene	µg/L	< 5.0 U	< 5.0 U	NA	< 5.0 U	NA	< 5.0 U	NA	
	trans-1,3-Dichloropropene	µg/L	< 5.0 U	< 5.0 U	NA	< 5.0 U	NA	< 5.0 U	NA	
	Trichloroethene	µg/L	< 5.0 U	< 5.0 U	NA	< 5.0 U	NA	< 5.0 U	NA	
	Trichlorofluoromethane	µg/L	< 5.0 U	< 5.0 U	NA	< 5.0 U	NA	< 5.0 U	NA	
	Vinyl chloride	µg/L	< 5.0 U	< 5.0 U	NA	< 5.0 U	NA	< 5.0 U	NA	
Xylene (Total)	µg/L	< 10 U	< 10 U	NA	< 10 U	NA	< 10 U	NA		
TPH	TPH as diesel	mg/L	< 0.48 U	< 0.47 U	NA	< 0.47 U	NA	< 0.47 U	NA	
	TPH as gasoline	mg/L	< 0.1 U	< 0.1 U	NA	< 0.1 U	NA	< 0.1 U	NA	
	TPH as motor oil	mg/L	< 0.95 U	< 0.94 U	NA	< 0.94 U	NA	< 0.94 U	NA	
General Chemistry	Alkalinity (as CaCO3)	mg/L	69	82	NA	76 J-	NA	66	NA	
	Ammonia (as N)	mg/L	NA	NA	NA	NA	NA	NA	NA	
	Bicarbonate	mg/L	NA	NA	NA	NA	NA	NA	NA	
	Carbonate	mg/L	NA	NA	NA	NA	NA	NA	NA	
	Conductivity	um/cm	2340	2320	NA	1260	NA	1240	NA	
	Cyanide	mg/L	< 0.005 U	< 0.02 U	NA	< 0.005 U	NA	< 0.005 U	NA	
	Hydroxide	mg/L	NA	NA	NA	NA	NA	NA	NA	
	pH	--	7.9 J	6.7 J	NA	8.0 J	NA	8.2 J	NA	
	Sulfide	mg/L	NA	NA	NA	NA	NA	NA	NA	
	Surfactants	mg/L	NA	NA	NA	NA	NA	NA	NA	
	Total Dissolved Solids	mg/L	1740	1560	1960	788	716	768	802	
	Total Organic Carbon	mg/L	NA	NA	NA	NA	NA	NA	NA	
Total Suspended Solids	mg/L	NA	NA	NA	NA	NA	NA	NA		

- <sup>a</sup> = From Tronox Upgradient Investigation, October 2006.
- NA = Not analyzed.
- J = The result is an estimated quantity. The associated numerical value is the approximate concentration of the analyte in the sample.
- R = The sample result is rejected and unusable.
- U = The analyte was analyzed for, but was not detected above the sample reporting limit
- UJ = The analyte was not detected above the sample reporting limit and the reporting limit is approximate.
- = Result is biased low
- + = Result is biased high



**TABLE 1**  
**RECENT GROUNDWATER RESULTS FOR MONITORING WELLS WITHIN/NEAR PARCEL H<sup>a</sup>**  
**(Page 6 of 10)**

Analytical Method	Chemical Name	Sample Location		M120			M121		TR-10	
		Sample Date	Sample Type	3/22/2006	5/3/2006	5/4/2007	3/23/2006	5/4/2007	3/13/2006	3/21/2006
		Units		N	N	N	N	N	N	N
Dioxins/Furans	1,2,3,4,6,7,8-HpCDD	pg/L		NA	27 J	NA	NA	NA	NA	NA
	1,2,3,4,6,7,8-HpCDF	pg/L		NA	< 25 U	NA	NA	NA	NA	NA
	1,2,3,4,7,8,9-HpCDF	pg/L		NA	< 25 U	NA	NA	NA	NA	NA
	1,2,3,4,7,8-HxCDD	pg/L		NA	< 5.6 U	NA	NA	NA	NA	NA
	1,2,3,4,7,8-HxCDF	pg/L		NA	< 7.4 U	NA	NA	NA	NA	NA
	1,2,3,6,7,8-HxCDD	pg/L		NA	< 5.0 U	NA	NA	NA	NA	NA
	1,2,3,6,7,8-HxCDF	pg/L		NA	< 6.8 U	NA	NA	NA	NA	NA
	1,2,3,7,8,9-HxCDD	pg/L		NA	< 4.9 U	NA	NA	NA	NA	NA
	1,2,3,7,8,9-HxCDF	pg/L		NA	< 8.3 U	NA	NA	NA	NA	NA
	1,2,3,7,8-PeCDD	pg/L		NA	< 5.7 U	NA	NA	NA	NA	NA
	1,2,3,7,8-PeCDF	pg/L		NA	< 3.4 U	NA	NA	NA	NA	NA
	2,3,4,6,7,8-HxCDF	pg/L		NA	< 7.6 U	NA	NA	NA	NA	NA
	2,3,4,7,8-PeCDF	pg/L		NA	< 3.3 U	NA	NA	NA	NA	NA
	2,3,7,8-TCDD	pg/L		NA	< 2.6 U	NA	NA	NA	NA	NA
	2,3,7,8-TCDF	pg/L		NA	< 3.9 U	NA	NA	NA	NA	NA
OCDD	pg/L		NA	110	NA	NA	NA	NA	NA	
OCDF	pg/L		NA	< 50 U	NA	NA	NA	NA	NA	
Ions	Bromide	mg/L		0.37	NA	NA	NA	NA	NA	NA
	Chlorate	mg/L		0.917	NA	NA	1.0	NA	9.22	8.95
	Chloride	mg/L		167	NA	NA	121	NA	120	122
	Fluoride	mg/L		0.67	NA	NA	NA	NA	NA	NA
	Nitrate (as N)	mg/L		2.1	NA	NA	7.9 J-	NA	0.73	0.77
	Nitrite	mg/L		< 0.5 U	NA	NA	< 1.0 UJ	NA	< 0.500 U	< 0.500 U
	ortho-Phosphate	mg/L		0.014	NA	NA	NA	NA	NA	NA
	Residual chlorine	mg/L		< 0.1 U	NA	NA	NA	NA	NA	NA
	Sulfate	mg/L		1432	NA	NA	1512	NA	953	971
	Sulfite	mg/L		< 2 U	NA	NA	NA	NA	NA	NA
	Perchlorate	µg/L		550	NA	477	2000	1100	860	970
Metals	Aluminum	µg/L		38 J	NA	NA	250 J	NA	2000 J	115 J
	Antimony	µg/L		< 1 UJ	NA	NA	< 1.0 UJ	NA	< 1.0 U	< 1.0 UJ
	Arsenic	µg/L		155 J	NA	NA	88 J	NA	63 J	63 J
	Barium	µg/L		37 J	NA	NA	39 J	NA	75	53 J
	Beryllium	µg/L		< 1 UJ	NA	NA	< 1.0 UJ	NA	< 1.0 UJ	< 1.0 UJ
	Boron	µg/L		1600	NA	NA	3800	NA	1400	1400
	Cadmium	µg/L		< 0.5 U	NA	NA	< 0.500 UJ	NA	< 0.500 U	< 0.500 UJ
	Calcium	µg/L		260000	NA	NA	240000	NA	140000	140000
	Chromium	µg/L		2.5 J	< 20 U	NA	23 J	100	51 J	41 J
	Cobalt	µg/L		< 2 UJ	NA	NA	< 2.0 UJ	NA	< 2.0 UJ	< 2.0 UJ
	Copper	µg/L		2.6 J	NA	NA	2.9 J	NA	4.9 J	2.0 J
	Hexavalent chromium	µg/L		2.7	NA	NA	22.6	NA	57	52
	Iron	µg/L		54	NA	NA	420	NA	2800	140
	Lead	µg/L		< 0.5 U	NA	NA	< 0.500 U	NA	2.3	< 0.500 U
	Magnesium	µg/L		140000 J	NA	NA	120000 J	NA	54000 J	53000 J
	Manganese	µg/L		82 J	NA	NA	84 J	NA	61 J	4.6 J
	Mercury	µg/L		< 0.2 U	NA	NA	< 0.200 U	NA	< 0.200 U	< 0.200 U
	Molybdenum	µg/L		18	NA	NA	125 J	NA	19	21 J
	Nickel	µg/L		6 J	NA	NA	5.3 J	NA	6.1 J	< 5.0 UJ
	Phosphorus	µg/L		< 10 U	NA	NA	NA	NA	NA	NA
	Platinum	µg/L		< 1.0 U	NA	NA	< 1.0 U	NA	< 1.0 U	< 1.0 U
	Potassium	µg/L		12000	NA	NA	18000	NA	15000	15000
	Selenium	µg/L		< 5.0 UJ	NA	NA	< 5.0 UJ	NA	< 5.0 UJ	< 5.0 UJ
	Silicon	µg/L		42000	NA	NA	NA	NA	NA	NA
	Silver	µg/L		< 0.5 U	NA	NA	< 0.500 UJ	NA	< 0.500 U	< 0.500 UJ
	Sodium	µg/L		250000 J	NA	NA	420000 J	NA	300000 J	310000 J
	Strontium	µg/L		5300	NA	NA	NA	NA	NA	NA
	Thallium	µg/L		< 1.0 U	NA	NA	< 1.0 U	NA	< 1.0 U	< 1.0 U
	Tin	µg/L		< 1.0 U	NA	NA	NA	NA	NA	NA
	Titanium	µg/L		< 20 U	NA	NA	26	NA	170	< 20 U
	Tungsten	µg/L		< 2 U	NA	NA	< 2.0 U	NA	< 2.0 U	< 2.0 U
	Uranium	µg/L		47.5	NA	NA	13.7	NA	4.39	4.26
	Vanadium	µg/L		12 J	NA	NA	14 J	NA	35 J	27 J
Zinc	µg/L		< 5.0 UJ	NA	NA	< 5.0 UJ	NA	39 J	5.0 J	
Methyl Mercury	Methyl mercury	µg/L		< 0.000025 U	NA	NA	NA	NA	NA	NA

**TABLE 1**  
**RECENT GROUNDWATER RESULTS FOR MONITORING WELLS WITHIN/NEAR PARCEL H<sup>a</sup>**  
**(Page 7 of 10)**

Analytical Method	Chemical Name	Sample Location		M120			M121		TR-10	
		Sample Date	Sample Type	3/22/2006	5/3/2006	5/4/2007	3/23/2006	5/4/2007	3/13/2006	3/21/2006
		Units		N	N	N	N	N	N	N
Organochlorine Pesticides	4,4'-DDD	µg/L	< 0.094 U	NA	NA	NA	NA	NA	NA	NA
	4,4'-DDE	µg/L	< 0.094 U	NA	NA	NA	NA	NA	NA	NA
	4,4'-DDT	µg/L	< 0.094 U	NA	NA	NA	NA	NA	NA	NA
	Aldrin	µg/L	< 0.047 U	NA	NA	NA	NA	NA	NA	NA
	alpha-BHC	µg/L	< 0.047 U	NA	NA	NA	NA	NA	NA	NA
	alpha-Chlordane	µg/L	< 0.047 U	NA	NA	NA	NA	NA	NA	NA
	beta-BHC	µg/L	< 0.047 U	NA	NA	NA	NA	NA	NA	NA
	delta-BHC	µg/L	< 0.047 U	NA	NA	NA	NA	NA	NA	NA
	Dieldrin	µg/L	< 0.094 U	NA	NA	NA	NA	NA	NA	NA
	Endosulfan I	µg/L	< 0.047 U	NA	NA	NA	NA	NA	NA	NA
	Endosulfan II	µg/L	< 0.094 U	NA	NA	NA	NA	NA	NA	NA
	Endosulfan sulfate	µg/L	< 0.094 U	NA	NA	NA	NA	NA	NA	NA
	Endrin	µg/L	< 0.094 U	NA	NA	NA	NA	NA	NA	NA
	Endrin aldehyde	µg/L	< 0.047 U	NA	NA	NA	NA	NA	NA	NA
	Endrin ketone	µg/L	< 0.047 U	NA	NA	NA	NA	NA	NA	NA
	gamma-BHC (Lindane)	µg/L	< 0.047 U	NA	NA	NA	NA	NA	NA	NA
	gamma-Chlordane	µg/L	< 0.047 U	NA	NA	NA	NA	NA	NA	NA
	Heptachlor	µg/L	< 0.047 U	NA	NA	NA	NA	NA	NA	NA
	Heptachlor epoxide	µg/L	< 0.047 U	NA	NA	NA	NA	NA	NA	NA
	Methoxychlor	µg/L	< 0.47 U	NA	NA	NA	NA	NA	NA	NA
tech-Chlordane	µg/L	< 0.47 U	NA	NA	NA	NA	NA	NA	NA	
Toxaphene	µg/L	< 0.94 U	NA	NA	NA	NA	NA	NA	NA	
Organophosphorous Pesticides	Azinphos-methyl	µg/L	< 0.94 UJ	NA	NA	NA	NA	NA	NA	NA
	Bolstar	µg/L	< 0.94 UJ	NA	NA	NA	NA	NA	NA	NA
	Chlorpyrifos	µg/L	< 0.94 UJ	NA	NA	NA	NA	NA	NA	NA
	Coumaphos	µg/L	< 0.94 UJ	NA	NA	NA	NA	NA	NA	NA
	Demeton-O	µg/L	< 0.94 UJ	NA	NA	NA	NA	NA	NA	NA
	Demeton-S	µg/L	< 0.94 UJ	NA	NA	NA	NA	NA	NA	NA
	Diazinon	µg/L	< 0.94 UJ	NA	NA	NA	NA	NA	NA	NA
	Dichlorvos	µg/L	< 0.94 UJ	NA	NA	NA	NA	NA	NA	NA
	Dimethoate	µg/L	< 0.94 UJ	NA	NA	NA	NA	NA	NA	NA
	Disulfoton	µg/L	< 0.94 UJ	NA	NA	NA	NA	NA	NA	NA
	EPN	µg/L	< 0.94 UJ	NA	NA	NA	NA	NA	NA	NA
	Ethoprop	µg/L	< 0.94 UJ	NA	NA	NA	NA	NA	NA	NA
	Famphur	µg/L	< 0.94 UJ	NA	NA	NA	NA	NA	NA	NA
	Fensulfothion	µg/L	< 0.94 UJ	NA	NA	NA	NA	NA	NA	NA
	Fenthion	µg/L	< 0.94 UJ	NA	NA	NA	NA	NA	NA	NA
	Malathion	µg/L	< 0.94 UJ	NA	NA	NA	NA	NA	NA	NA
	Merphos	µg/L	< 0.94 UJ	NA	NA	NA	NA	NA	NA	NA
	Methyl parathion	µg/L	< 0.94 UJ	NA	NA	NA	NA	NA	NA	NA
	Mevinphos	µg/L	< 0.94 UJ	NA	NA	NA	NA	NA	NA	NA
	Naled	µg/L	< 0.94 UJ	NA	NA	NA	NA	NA	NA	NA
	Parathion	µg/L	< 0.94 UJ	NA	NA	NA	NA	NA	NA	NA
	Phorate	µg/L	< 0.94 UJ	NA	NA	NA	NA	NA	NA	NA
	Ronnel	µg/L	< 0.94 UJ	NA	NA	NA	NA	NA	NA	NA
	Stirophos	µg/L	< 0.94 UJ	NA	NA	NA	NA	NA	NA	NA
Sulfotep	µg/L	< 0.94 UJ	NA	NA	NA	NA	NA	NA	NA	
Thionazin	µg/L	< 1.9 UJ	NA	NA	NA	NA	NA	NA	NA	
Tokuthion	µg/L	< 0.94 UJ	NA	NA	NA	NA	NA	NA	NA	
Trichloronate	µg/L	< 0.94 UJ	NA	NA	NA	NA	NA	NA	NA	
Organics	Ethanol	mg/L	< 1.0 U	NA	NA	< 1.0 U	NA	< 1.0 U	< 1.0 U	
	Ethylene glycol	mg/L	< 10 U	NA	NA	< 10 U	NA	< 10 U	< 10 U	
	Methanol	mg/L	< 1.0 U	NA	NA	< 1.0 U	NA	< 1.0 U	< 1.0 U	
PCBs	Aroclor-1016	µg/L	< 0.47 U	NA	NA	NA	NA	NA	NA	
	Aroclor-1221	µg/L	< 0.47 U	NA	NA	NA	NA	NA	NA	
	Aroclor-1232	µg/L	< 0.47 U	NA	NA	NA	NA	NA	NA	
	Aroclor-1242	µg/L	< 0.47 U	NA	NA	NA	NA	NA	NA	
	Aroclor-1248	µg/L	< 0.47 U	NA	NA	NA	NA	NA	NA	
	Aroclor-1254	µg/L	< 0.47 U	NA	NA	NA	NA	NA	NA	
Radionuclides	Aroclor-1260	µg/L	< 0.47 U	NA	NA	NA	NA	NA	NA	
	Actinium-228	pCi/L	< -6.36 U	NA	NA	NA	NA	NA	NA	
	Bismuth-212	pCi/L	< 10 U	NA	NA	NA	NA	NA	NA	
	Gross Alpha	pCi/L	48.2	NA	NA	NA	NA	NA	NA	
	Lead-210	pCi/L	< -0.346 UJ	NA	NA	< 1.08 U	NA	11.4	< 1.04 U	

**TABLE 1**  
**RECENT GROUNDWATER RESULTS FOR MONITORING WELLS WITHIN/NEAR PARCEL H<sup>a</sup>**  
**(Page 8 of 10)**

Analytical Method	Chemical Name	Sample Location		M120			M121		TR-10	
		Sample Date	Sample Type	3/22/2006	5/3/2006	5/4/2007	3/23/2006	5/4/2007	3/13/2006	3/21/2006
		Units		N	N	N	N	N	N	N
Radionuclides	Lead-212	pCi/L	< 10 U	NA	NA	NA	< 0.777 U	NA	< 10 U	< 10 U
	Polonium-210	pCi/L	< -0.0487 U	NA	NA	NA	NA	NA	NA	NA
	Protactinium-231	pCi/L	< 28.2 U	NA	NA	NA	NA	NA	NA	NA
	Radium-226	pCi/L	< 0.232 U	NA	NA	< 0.471 U	NA	< 0.487 U	0.848	
	Radium-228	pCi/L	< 0.381 UJ	NA	NA	1.24	NA	< 0.592 U	1.03	
	Thorium-228	pCi/L	0.451	NA	NA	0.311	NA	< 0.151 U	< 0.0682 U	
	Thorium-230	pCi/L	0.422	NA	NA	< 0.114 U	NA	< 0.0684 U	< -0.0346 U	
	Thorium-232	pCi/L	0.436	NA	NA	< 0.0416 U	NA	< 0.0106 U	< 0.015 U	
	Uranium-234	pCi/L	26.1	NA	NA	9.54	NA	3.75	2.94	
	Uranium-235	pCi/L	1.14	NA	NA	0.311	NA	0.218	< 0.0571 U	
Uranium-238	pCi/L	15.6	NA	NA	4.98	NA	1.54	1.77		
Radon	Radon-222	pCi/L	514	NA	NA	NA	NA	NA	NA	
SVOCs	1,2-Dichlorobenzene	µg/L	< 9.4 U	NA	NA	NA	NA	NA	NA	NA
	1,3-Dichlorobenzene	µg/L	< 9.4 U	NA	NA	NA	NA	NA	NA	NA
	1,4-Dichlorobenzene	µg/L	< 9.4 U	NA	NA	NA	NA	NA	NA	NA
	2,4,5-Trichlorophenol	µg/L	< 9.4 U	NA	NA	NA	NA	NA	NA	NA
	2,4,6-Trichlorophenol	µg/L	< 9.4 U	NA	NA	NA	NA	NA	NA	NA
	2,4-Dichlorophenol	µg/L	< 9.4 U	NA	NA	NA	NA	NA	NA	NA
	2,4-Dimethylphenol	µg/L	< 9.4 U	NA	NA	NA	NA	NA	NA	NA
	2,4-Dinitrophenol	µg/L	< 19 U	NA	NA	NA	NA	NA	NA	NA
	2,4-Dinitrotoluene	µg/L	< 9.4 U	NA	NA	NA	NA	NA	NA	NA
	2,6-Dinitrotoluene	µg/L	< 9.4 U	NA	NA	NA	NA	NA	NA	NA
	2-Chloronaphthalene	µg/L	< 9.4 U	NA	NA	NA	NA	NA	NA	NA
	2-Chlorophenol	µg/L	< 9.4 U	NA	NA	NA	NA	NA	NA	NA
	2-Methylnaphthalene	µg/L	< 0.19 U	NA	NA	NA	NA	NA	NA	NA
	2-Methylphenol	µg/L	< 9.4 U	NA	NA	NA	NA	NA	NA	NA
	2-Nitroaniline	µg/L	< 9.4 U	NA	NA	NA	NA	NA	NA	NA
	2-Nitrophenol	µg/L	< 9.4 U	NA	NA	NA	NA	NA	NA	NA
	3,3-Dichlorobenzidine	µg/L	R	NA	NA	NA	NA	NA	NA	NA
	3-Nitroaniline	µg/L	< 9.4 U	NA	NA	NA	NA	NA	NA	NA
	4,6-Dinitro-2-methylphenol	µg/L	< 19 U	NA	NA	NA	NA	NA	NA	NA
	4-Bromophenyl-phenylether	µg/L	< 9.4 U	NA	NA	NA	NA	NA	NA	NA
	4-Chloro-3-methylphenol	µg/L	< 9.4 U	NA	NA	NA	NA	NA	NA	NA
	4-Chloroaniline	µg/L	< 9.4 U	NA	NA	NA	NA	NA	NA	NA
	4-Chlorophenyl-phenylether	µg/L	< 9.4 U	NA	NA	NA	NA	NA	NA	NA
	4-Methylphenol	µg/L	< 9.4 U	NA	NA	NA	NA	NA	NA	NA
	4-Nitroaniline	µg/L	< 9.4 U	NA	NA	NA	NA	NA	NA	NA
	4-Nitrophenol	µg/L	< 19 U	NA	NA	NA	NA	NA	NA	NA
	Acenaphthene	µg/L	< 0.19 U	NA	NA	NA	NA	NA	NA	NA
	Acenaphthylene	µg/L	< 0.19 U	NA	NA	NA	NA	NA	NA	NA
	Anthracene	µg/L	< 0.19 U	NA	NA	NA	NA	NA	NA	NA
	Benz(a)anthracene	µg/L	< 0.19 U	NA	NA	NA	NA	NA	NA	NA
	Benzo(a)pyrene	µg/L	< 0.19 U	NA	NA	NA	NA	NA	NA	NA
	Benzo(b)fluoranthene	µg/L	< 0.19 U	NA	NA	NA	NA	NA	NA	NA
	Benzo(g,h,i)perylene	µg/L	< 0.19 U	NA	NA	NA	NA	NA	NA	NA
	Benzo(k)fluoranthene	µg/L	< 0.19 U	NA	NA	NA	NA	NA	NA	NA
	Benzoic acid	µg/L	< 19 U	NA	NA	NA	NA	NA	NA	NA
	Benzyl alcohol	µg/L	< 9.4 U	NA	NA	NA	NA	NA	NA	NA
	bis(2-Chloroethoxy)methane	µg/L	< 9.4 U	NA	NA	NA	NA	NA	NA	NA
	bis(2-Chloroethyl)ether	µg/L	< 9.4 U	NA	NA	NA	NA	NA	NA	NA
	bis(2-Chloroisopropyl)ether	µg/L	< 9.4 U	NA	NA	NA	NA	NA	NA	NA
	bis(2-Ethylhexyl)phthalate	µg/L	< 9.4 U	NA	NA	NA	NA	NA	NA	NA
	Butyl benzyl phthalate	µg/L	< 9.4 U	NA	NA	NA	NA	NA	NA	NA
	Carbazole	µg/L	< 9.4 U	NA	NA	NA	NA	NA	NA	NA
	Chrysene	µg/L	< 0.19 U	NA	NA	NA	NA	NA	NA	NA
	Dibenz(a,h)anthracene	µg/L	< 0.19 U	NA	NA	NA	NA	NA	NA	NA
	Dibenzofuran	µg/L	< 9.4 U	NA	NA	NA	NA	NA	NA	NA
	Diethyl phthalate	µg/L	< 9.4 U	NA	NA	NA	NA	NA	NA	NA
	Dimethyl phthalate	µg/L	< 9.4 U	NA	NA	NA	NA	NA	NA	NA
	Di-n-butyl phthalate	µg/L	< 9.4 U	NA	NA	NA	NA	NA	NA	NA
	Di-n-octyl phthalate	µg/L	< 9.4 U	NA	NA	NA	NA	NA	NA	NA
	Fluoranthene	µg/L	< 0.19 U	NA	NA	NA	NA	NA	NA	NA
Fluorene	µg/L	< 0.19 U	NA	NA	NA	NA	NA	NA	NA	
Hexachlorobenzene	µg/L	< 0.94 U	NA	NA	NA	NA	NA	NA	NA	

**TABLE 1**  
**RECENT GROUNDWATER RESULTS FOR MONITORING WELLS WITHIN/NEAR PARCEL H<sup>a</sup>**  
**(Page 9 of 10)**

Analytical Method	Chemical Name	Sample Location		M120			M121		TR-10	
		Sample Date	Sample Type	3/22/2006	5/3/2006	5/4/2007	3/23/2006	5/4/2007	3/13/2006	3/21/2006
		Units		N	N	N	N	N	N	N
SVOCs	Hexachlorobutadiene	µg/L	< 9.4 U	NA	NA	NA	NA	NA	NA	NA
	Hexachlorocyclopentadiene	µg/L	< 9.4 U	NA	NA	NA	NA	NA	NA	NA
	Hexachloroethane	µg/L	< 9.4 U	NA	NA	NA	NA	NA	NA	NA
	Indeno(1,2,3-cd)pyrene	µg/L	< 0.19 U	NA	NA	NA	NA	NA	NA	NA
	Isophorone	µg/L	< 9.4 U	NA	NA	NA	NA	NA	NA	NA
	Naphthalene	µg/L	< 0.19 U	NA	NA	NA	NA	NA	NA	NA
	Nitrobenzene	µg/L	< 9.4 U	NA	NA	NA	NA	NA	NA	NA
	N-Nitroso-di-N-propylamine	µg/L	< 9.4 U	NA	NA	NA	NA	NA	NA	NA
	N-Nitrosodiphenylamine	µg/L	< 9.4 U	NA	NA	NA	NA	NA	NA	NA
	Octachlorostyrene	µg/L	< 9.4 U	NA	NA	NA	NA	NA	NA	NA
	Pentachlorophenol	µg/L	< 0.94 U	NA	NA	NA	NA	NA	NA	NA
	Phenanthrene	µg/L	< 0.19 U	NA	NA	NA	NA	NA	NA	NA
	Phenol	µg/L	< 9.4 U	NA	NA	NA	NA	NA	NA	NA
	Pyrene	µg/L	< 0.19 U	NA	NA	NA	NA	NA	NA	NA
	Pyridine	µg/L	< 38 U	NA	NA	NA	NA	NA	NA	NA
VOCs	1,1,1,2-Tetrachloroethane	µg/L	< 5.0 U	NA	NA	< 5.0 U	NA	< 5.0 U	< 5.0 U	
	1,1,1-Trichloroethane	µg/L	< 5.0 U	NA	NA	< 5.0 U	NA	< 5.0 U	< 5.0 U	
	1,1,2,2-Tetrachloroethane	µg/L	< 5.0 U	NA	NA	< 5.0 U	NA	< 5.0 U	< 5.0 U	
	1,1,2-Trichloroethane	µg/L	< 5.0 U	NA	NA	< 5.0 U	NA	< 5.0 U	< 5.0 U	
	1,1-Dichloroethane	µg/L	< 5.0 U	NA	NA	< 5.0 U	NA	< 5.0 U	< 5.0 U	
	1,1-Dichloroethene	µg/L	< 5.0 U	NA	NA	< 5.0 U	NA	< 5.0 U	< 5.0 U	
	1,1-Dichloropropene	µg/L	< 5.0 U	NA	NA	< 5.0 U	NA	< 5.0 U	< 5.0 U	
	1,2,3-Trichlorobenzene	µg/L	< 5.0 U	NA	NA	< 5.0 U	NA	< 5.0 U	< 5.0 U	
	1,2,3-Trichloropropane	µg/L	< 5.0 U	NA	NA	< 5.0 U	NA	< 5.0 U	< 5.0 U	
	1,2,4-Trichlorobenzene	µg/L	< 5.0 U	NA	NA	< 5.0 U	NA	< 5.0 U	< 5.0 U	
	1,2,4-Trimethylbenzene	µg/L	< 5.0 U	NA	NA	< 5.0 U	NA	< 5.0 U	< 5.0 U	
	1,2-Dibromo-3-chloropropane	µg/L	< 5.0 U	NA	NA	< 5.0 U	NA	< 5.0 U	< 5.0 U	
	1,2-Dichlorobenzene	µg/L	< 5.0 U	NA	NA	< 5.0 U	NA	< 5.0 U	< 5.0 U	
	1,2-Dichloroethane	µg/L	< 5.0 U	NA	NA	< 5.0 U	NA	< 5.0 U	< 5.0 U	
	1,2-Dichloropropane	µg/L	< 5.0 U	NA	NA	< 5.0 U	NA	< 5.0 U	< 5.0 U	
	1,3,5-Trimethylbenzene	µg/L	< 5.0 U	NA	NA	< 5.0 U	NA	< 5.0 U	< 5.0 U	
	1,3-Dichlorobenzene	µg/L	< 5.0 U	NA	NA	< 5.0 U	NA	< 5.0 U	< 5.0 U	
	1,3-Dichloropropane	µg/L	< 5.0 U	NA	NA	< 5.0 U	NA	< 5.0 U	< 5.0 U	
	1,4-Dichlorobenzene	µg/L	< 5.0 U	NA	NA	< 5.0 U	NA	< 5.0 U	< 5.0 U	
	1-Chlorohexane	µg/L	< 5.0 U	NA	NA	< 5.0 U	NA	< 5.0 U	< 5.0 U	
	2,2-Dichloropropane	µg/L	< 5.0 U	NA	NA	< 5.0 U	NA	< 5.0 U	< 5.0 U	
	2-Butanone	µg/L	< 10 U	NA	NA	< 10 U	NA	< 10 U	< 10 U	
	2-Chlorotoluene	µg/L	< 5.0 U	NA	NA	< 5.0 U	NA	< 5.0 U	< 5.0 U	
	2-Hexanone	µg/L	< 10 U	NA	NA	< 10 U	NA	< 10 U	< 10 U	
	2-Methoxy-2-methyl-butane	µg/L	< 5.0 U	NA	NA	< 5.0 U	NA	< 5.0 U	< 5.0 U	
	4-Chlorotoluene	µg/L	< 5.0 U	NA	NA	< 5.0 U	NA	< 5.0 U	< 5.0 U	
	4-Isopropyltoluene	µg/L	< 5.0 U	NA	NA	< 5.0 U	NA	< 5.0 U	< 5.0 U	
	4-Methyl-2-pentanone	µg/L	< 10 U	NA	NA	< 10 U	NA	< 10 U	< 10 U	
	Acetone	µg/L	< 10 U	NA	NA	< 10 U	NA	< 10 U	< 10 U	
	Benzene	µg/L	< 5.0 U	NA	NA	< 5.0 U	NA	< 5.0 U	< 5.0 U	
	Bromobenzene	µg/L	< 5.0 U	NA	NA	< 5.0 U	NA	< 5.0 U	< 5.0 U	
	Bromochloromethane	µg/L	< 5.0 U	NA	NA	< 5.0 U	NA	< 5.0 U	< 5.0 U	
	Bromodichloromethane	µg/L	< 5.0 U	NA	NA	< 5.0 U	NA	< 5.0 U	< 5.0 U	
	Bromoform	µg/L	< 5.0 U	NA	NA	< 5.0 U	NA	< 5.0 U	< 5.0 U	
	Bromomethane	µg/L	< 10 U	NA	NA	< 10 U	NA	< 10 U	< 10 U	
	Carbon tetrachloride	µg/L	< 5.0 U	NA	NA	< 5.0 U	NA	< 5.0 U	< 5.0 U	
	Chlorobenzene	µg/L	< 5.0 U	NA	NA	< 5.0 U	NA	< 5.0 U	< 5.0 U	
	Chloroethane	µg/L	< 5.0 U	NA	NA	< 5.0 U	NA	< 5.0 U	< 5.0 U	
	Chloroform	µg/L	< 5.0 U	NA	NA	< 5.0 U	NA	< 5.0 U	1.6 J	
	Chloromethane	µg/L	< 5.0 U	NA	NA	< 5.0 U	NA	< 5.0 U	< 5.0 U	
	cis-1,2-Dichloroethene	µg/L	< 5.0 U	NA	NA	< 5.0 U	NA	< 5.0 U	< 5.0 U	
	cis-1,3-Dichloropropene	µg/L	< 5.0 U	NA	NA	< 5.0 U	NA	< 5.0 U	< 5.0 U	
	Dibromochloromethane	µg/L	< 5.0 U	NA	NA	< 5.0 U	NA	< 5.0 U	< 5.0 U	
	Dibromomethane	µg/L	< 5.0 U	NA	NA	< 5.0 U	NA	< 5.0 U	< 5.0 U	
	Dichlorodifluoromethane	µg/L	< 5.0 U	NA	NA	< 5.0 U	NA	< 5.0 U	< 5.0 U	
Ethyl t-butyl ether	µg/L	< 5.0 U	NA	NA	< 5.0 U	NA	< 5.0 U	< 5.0 U		
Ethylbenzene	µg/L	< 5.0 U	NA	NA	< 5.0 U	NA	< 5.0 U	< 5.0 U		
Ethylene dibromide	µg/L	< 5.0 U	NA	NA	< 5.0 U	NA	< 5.0 U	< 5.0 U		
Hexachlorobutadiene	µg/L	< 10 U	NA	NA	< 10 U	NA	< 10 U	< 10 U		

**TABLE 1**  
**RECENT GROUNDWATER RESULTS FOR MONITORING WELLS WITHIN/NEAR PARCEL H<sup>a</sup>**  
**(Page 10 of 10)**

Analytical Method	Chemical Name	Sample Location		M120			M121		TR-10	
		Sample Date	Sample Type	3/22/2006	5/3/2006	5/4/2007	3/23/2006	5/4/2007	3/13/2006	3/21/2006
		Units		N	N	N	N	N	N	N
VOCs	isopropyl ether	µg/L	< 5.0 U	NA	NA	NA	< 5.0 U	NA	< 5.0 U	< 5.0 U
	Isopropylbenzene	µg/L	< 5.0 U	NA	NA	NA	< 5.0 U	NA	< 5.0 U	< 5.0 U
	Methyl tert butyl ether	µg/L	< 5.0 U	NA	NA	NA	< 5.0 U	NA	< 5.0 U	< 5.0 U
	Methylene chloride	µg/L	< 10 U	NA	NA	NA	< 10 U	NA	< 10 U	< 10 U
	Naphthalene	µg/L	< 5.0 UJ	NA	NA	NA	< 5.0 UJ	NA	< 5.0 U	< 5.0 U
	n-Butylbenzene	µg/L	< 5.0 U	NA	NA	NA	< 5.0 U	NA	< 5.0 U	< 5.0 U
	n-Propylbenzene	µg/L	< 5.0 U	NA	NA	NA	< 5.0 U	NA	< 5.0 U	< 5.0 U
	sec-Butylbenzene	µg/L	< 5.0 U	NA	NA	NA	< 5.0 U	NA	< 5.0 U	< 5.0 U
	Styrene	µg/L	< 5.0 U	NA	NA	NA	< 5.0 U	NA	< 5.0 U	< 5.0 U
	t-Butyl alcohol	µg/L	R	NA	NA	NA	R	NA	R	R
	tert-Butylbenzene	µg/L	< 5.0 U	NA	NA	NA	< 5.0 U	NA	< 5.0 U	< 5.0 U
	Tetrachloroethene	µg/L	< 5.0 U	NA	NA	NA	< 5.0 U	NA	< 5.0 U	< 5.0 U
	Toluene	µg/L	< 5.0 U	NA	NA	NA	< 5.0 U	NA	< 5.0 U	< 5.0 U
	trans-1,2-Dichloroethylene	µg/L	< 5.0 U	NA	NA	NA	< 5.0 U	NA	< 5.0 U	< 5.0 U
	trans-1,3-Dichloropropene	µg/L	< 5.0 U	NA	NA	NA	< 5.0 U	NA	< 5.0 U	< 5.0 U
	Trichloroethene	µg/L	< 5.0 U	NA	NA	NA	< 5.0 U	NA	< 5.0 U	< 5.0 U
	Trichlorofluoromethane	µg/L	< 5.0 U	NA	NA	NA	< 5.0 U	NA	< 5.0 U	< 5.0 U
	Vinyl chloride	µg/L	< 5.0 U	NA	NA	NA	< 5.0 U	NA	< 5.0 U	< 5.0 U
Xylene (Total)	µg/L	< 10 U	NA	NA	NA	< 10 U	NA	< 10 U	< 10 U	
TPH	TPH as diesel	mg/L	< 0.47 U	NA	NA	NA	< 0.47 U	NA	NA	< 0.47 U
	TPH as gasoline	mg/L	< 0.1 U	NA	NA	NA	< 0.1 U	NA	< 0.1 U	< 0.1 U
	TPH as motor oil	mg/L	< 0.94 U	NA	NA	NA	< 0.94 U	NA	NA	< 0.94 U
General Chemistry	Alkalinity (as CaCO <sub>3</sub> )	mg/L	108	NA	NA	93 J-	NA	77	65	
	Ammonia (as N)	mg/L	< 0.05 U	NA	NA	NA	NA	NA	NA	NA
	Bicarbonate	mg/L	130	NA	NA	NA	NA	NA	NA	NA
	Carbonate	mg/L	< 2 U	NA	NA	NA	NA	NA	NA	NA
	Conductivity	um/cm	2760	NA	NA	3320	NA	2240	2210	
	Cyanide	mg/L	< 0.005 U	NA	NA	< 0.005 U	NA	< 0.005 U	< 0.005 U	
	Hydroxide	mg/L	< 2 U	NA	NA	NA	NA	NA	NA	NA
	pH	--	7.6 J	NA	NA	7.7 J	NA	8.3 J	7.9 J	
	Sulfide	mg/L	< 0.05 UJ	NA	NA	NA	NA	NA	NA	NA
	Surfactants	mg/L	< 0.05 U	NA	NA	NA	NA	NA	NA	NA
	Total Dissolved Solids	mg/L	2430	NA	2090	2820	2810	1630	1380	
	Total Organic Carbon	mg/L	1.8	NA	NA	NA	NA	NA	NA	NA
Total Suspended Solids	mg/L	< 10 U	NA	NA	NA	NA	NA	NA	NA	

- <sup>a</sup> = From Tronox Upgradient Investigation, October 2006.
- NA = Not analyzed.
- J = The result is an estimated quantity. The associated numerical value is the approximate concentration of the analyte in the sample.
- R = The sample result is rejected and unusable.
- U = The analyte was analyzed for, but was not detected above the sample reporting limit
- UJ = The analyte was not detected above the sample reporting limit and the reporting limit is approximate.
- = Result is biased low
- + = Result is biased high

**TABLE 2**  
**RECENT SOIL RESULTS FOR BORINGS WITHIN/NEAR PARCEL H<sup>a</sup>**  
**(Page 1 of 28)**

Analytical Method	Chemical Name	Sample Location Sample Date Sample Type Sample Depth Units	M117										
			3/11/2006										
			N	N	N	N	FD	N	N	N	N	N	FD
			0.5	5	10	20	20	30	40	50	60	80	80
Dioxins/Furans	1,2,3,4,6,7,8-HpCDD	pg/g	NA	NA	NA	NA	NA	NA	NA	NA	NA	NA	NA
	1,2,3,4,6,7,8-HpCDF	pg/g	NA	NA	NA	NA	NA	NA	NA	NA	NA	NA	NA
	1,2,3,4,7,8,9-HpCDF	pg/g	NA	NA	NA	NA	NA	NA	NA	NA	NA	NA	NA
	1,2,3,4,7,8-HxCDD	pg/g	NA	NA	NA	NA	NA	NA	NA	NA	NA	NA	NA
	1,2,3,4,7,8-HxCDF	pg/g	NA	NA	NA	NA	NA	NA	NA	NA	NA	NA	NA
	1,2,3,6,7,8-HxCDD	pg/g	NA	NA	NA	NA	NA	NA	NA	NA	NA	NA	NA
	1,2,3,6,7,8-HxCDF	pg/g	NA	NA	NA	NA	NA	NA	NA	NA	NA	NA	NA
	1,2,3,7,8,9-HxCDD	pg/g	NA	NA	NA	NA	NA	NA	NA	NA	NA	NA	NA
	1,2,3,7,8,9-HxCDF	pg/g	NA	NA	NA	NA	NA	NA	NA	NA	NA	NA	NA
	1,2,3,7,8-PeCDD	pg/g	NA	NA	NA	NA	NA	NA	NA	NA	NA	NA	NA
	1,2,3,7,8-PeCDF	pg/g	NA	NA	NA	NA	NA	NA	NA	NA	NA	NA	NA
	2,3,4,6,7,8-HxCDF	pg/g	NA	NA	NA	NA	NA	NA	NA	NA	NA	NA	NA
	2,3,4,7,8-PeCDF	pg/g	NA	NA	NA	NA	NA	NA	NA	NA	NA	NA	NA
	2,3,7,8-TCDD	pg/g	NA	NA	NA	NA	NA	NA	NA	NA	NA	NA	NA
	2,3,7,8-TCDF	pg/g	NA	NA	NA	NA	NA	NA	NA	NA	NA	NA	NA
	OCDD	pg/g	NA	NA	NA	NA	NA	NA	NA	NA	NA	NA	NA
	OCDF	pg/g	NA	NA	NA	NA	NA	NA	NA	NA	NA	NA	NA
Ions	Bromide	mg/kg	NA	NA	NA	NA	NA	NA	NA	NA	NA	NA	NA
	Chlorate	mg/kg	NA	NA	NA	NA	NA	< 11.4 U	NA	< 12.3 U	NA	NA	NA
	Chloride	mg/kg	NA	NA	NA	NA	NA	7.94	NA	17.6	NA	NA	NA
	Fluoride	mg/kg	NA	NA	NA	NA	NA	NA	NA	NA	NA	NA	NA
	Nitrate (as N)	mg/kg	NA	NA	NA	NA	NA	< 1.14 U	NA	< 1.23 U	NA	NA	NA
	Nitrite	mg/kg	NA	NA	NA	NA	NA	< 1.14 U	NA	< 1.23 U	NA	NA	NA
	ortho-Phosphate	mg/kg	NA	NA	NA	NA	NA	NA	NA	NA	NA	NA	NA
	Residual chlorine	mg/kg	NA	NA	NA	NA	NA	NA	NA	NA	NA	NA	NA
	Sulfate	mg/kg	NA	NA	NA	NA	NA	40.3	NA	147	NA	NA	NA
Sulfite	mg/kg	NA	NA	NA	NA	NA	NA	NA	NA	NA	NA	NA	
Perchlorate	Perchlorate	ug/kg	< 42.1 UJ	41.3 J	35 J	NA	NA	< 45.5 UJ	< 44.8 UJ	< 49 UJ	< 50.8 UJ	94.7 J	83.1 J
Metals	Aluminum	mg/kg	8670 J+	8830 J+	9030 J+	10400 J+	12900 J+	12500 J+	14300 J+	11800 J+	11600 J+	12300 J+	11500 J+
	Antimony	mg/kg	< 0.527 UJ	< 0.549 UJ	< 0.54 UJ	< 0.541 UJ	0.217 J-	< 0.568 UJ	< 0.56 UJ	< 0.613 UJ	< 0.635 UJ	< 0.621 UJ	< 0.572 UJ
	Arsenic	mg/kg	2.11	3.09	3.01	3.61	4.63	7.19	9.18	16.4	15.3	10.2	9.23
	Barium	mg/kg	167 J	171 J	219 J	156 J	211 J	167 J	249 J	125 J	58.3 J	116 J	90 J
	Beryllium	mg/kg	0.465 J	0.503 J	0.563	0.505 J	0.662	0.751	0.792	0.618	0.71	0.743	0.714
	Boron	mg/kg	< 10.5 U	< 11 U	< 10.8 U	< 10.8 U	7.5 J	10.7 J	9.25 J	14.9	15.8	11 J	10.1 J
	Cadmium	mg/kg	0.475 J	0.559	0.475 J	0.515 J	0.582 J	0.609	0.614	0.575 J	0.686	0.566 J	0.565 J
	Calcium	mg/kg	14700	57000	20200	40800	55400	8210	7360	12500	4990	9650	10900
	Chromium	mg/kg	7.58	8.63	6.65	7.66	11.1	29.3	34.1	30.7	15	18.8	19.2
	Cobalt	mg/kg	6.88	6.24	7.04	6.27	9.36	7	7.39	5.63	5.41	6.08	6.59
	Copper	mg/kg	30.8 J	13.9 J	25.9 J	48.4 J	21.9 J	42.2 J	21.8 J	60.3 J	17.1 J	228 J	30.5 J
	Hexavalent chromium	mg/kg	< 0.527 U	< 0.549 U	< 0.54 U	< 0.541 U	< 0.592 U	< 0.568 U	< 0.56 U	< 0.613 U	< 0.635 U	< 0.621 U	< 0.572 U
	Iron	mg/kg	9500 J+	9480 J+	9530 J+	9640 J+	12900 J+	12300 J+	14300 J+	11200 J+	11400 J+	12000 J+	12400 J+
	Lead	mg/kg	6.1 J	6.06 J	6.75 J	5.69 J	9.71 J	7.8 J	6.81 J	7.77 J	8.59 J	7.35 J	8.1 J
	Magnesium	mg/kg	8440	9950	8430	10800	15200	15800	13000	17700	24200	14600	12400
	Manganese	mg/kg	330	268	365	294	435	146	201	221	224	211	190









**TABLE 2**  
**RECENT SOIL RESULTS FOR BORINGS WITHIN/NEAR PARCEL H<sup>a</sup>**  
 (Page 5 of 28)

Analytical Method	Chemical Name	Sample Location Sample Date Sample Depth Sample Depth Units	M117											
			3/11/2006											
			N	N	N	N	FD	N	N	N	N	N	FD	
			0.5	5	10	20	20	30	40	50	60	80	80	
SVOCs	Benzyl alcohol	µg/kg	NA	NA	NA	NA	NA	NA	NA	NA	NA	NA	NA	NA
	bis(2-Chloroethoxy)methane	µg/kg	NA	NA	NA	NA	NA	NA	NA	NA	NA	NA	NA	NA
	bis(2-Chloroethyl)ether	µg/kg	NA	NA	NA	NA	NA	NA	NA	NA	NA	NA	NA	NA
	bis(2-Chloroisopropyl)ether	µg/kg	NA	NA	NA	NA	NA	NA	NA	NA	NA	NA	NA	NA
	bis(2-Ethylhexyl)phthalate	µg/kg	NA	NA	NA	NA	NA	NA	NA	NA	NA	NA	NA	NA
	Butyl benzyl phthalate	µg/kg	NA	NA	NA	NA	NA	NA	NA	NA	NA	NA	NA	NA
	Carbazole	µg/kg	NA	NA	NA	NA	NA	NA	NA	NA	NA	NA	NA	NA
	Chrysene	µg/kg	NA	NA	NA	NA	NA	NA	NA	NA	NA	NA	NA	NA
	Dibenz(a,h)anthracene	µg/kg	NA	NA	NA	NA	NA	NA	NA	NA	NA	NA	NA	NA
	Dibenzofuran	µg/kg	NA	NA	NA	NA	NA	NA	NA	NA	NA	NA	NA	NA
	Diethyl phthalate	µg/kg	NA	NA	NA	NA	NA	NA	NA	NA	NA	NA	NA	NA
	Dimethyl phthalate	µg/kg	NA	NA	NA	NA	NA	NA	NA	NA	NA	NA	NA	NA
	Di-n-butyl phthalate	µg/kg	NA	NA	NA	NA	NA	NA	NA	NA	NA	NA	NA	NA
	Di-n-octyl phthalate	µg/kg	NA	NA	NA	NA	NA	NA	NA	NA	NA	NA	NA	NA
	Fluoranthene	µg/kg	NA	NA	NA	NA	NA	NA	NA	NA	NA	NA	NA	NA
	Fluorene	µg/kg	NA	NA	NA	NA	NA	NA	NA	NA	NA	NA	NA	NA
	Hexachlorobenzene	µg/kg	NA	NA	NA	NA	NA	NA	NA	NA	NA	NA	NA	NA
	Hexachlorobutadiene	µg/kg	NA	NA	NA	NA	NA	NA	NA	NA	NA	NA	NA	NA
	Hexachlorocyclopentadiene	µg/kg	NA	NA	NA	NA	NA	NA	NA	NA	NA	NA	NA	NA
	Hexachloroethane	µg/kg	NA	NA	NA	NA	NA	NA	NA	NA	NA	NA	NA	NA
	Indeno(1,2,3-cd)pyrene	µg/kg	NA	NA	NA	NA	NA	NA	NA	NA	NA	NA	NA	NA
	Isophorone	µg/kg	NA	NA	NA	NA	NA	NA	NA	NA	NA	NA	NA	NA
	Naphthalene	µg/kg	NA	NA	NA	NA	NA	NA	NA	NA	NA	NA	NA	NA
	Nitrobenzene	µg/kg	NA	NA	NA	NA	NA	NA	NA	NA	NA	NA	NA	NA
	N-Nitroso-di-N-propylamine	µg/kg	NA	NA	NA	NA	NA	NA	NA	NA	NA	NA	NA	NA
	N-Nitrosodiphenylamine	µg/kg	NA	NA	NA	NA	NA	NA	NA	NA	NA	NA	NA	NA
	Octachlorostyrene	µg/kg	NA	NA	NA	NA	NA	NA	NA	NA	NA	NA	NA	NA
	Pentachlorophenol	µg/kg	NA	NA	NA	NA	NA	NA	NA	NA	NA	NA	NA	NA
	Phenanthrene	µg/kg	NA	NA	NA	NA	NA	NA	NA	NA	NA	NA	NA	NA
	Phenol	µg/kg	NA	NA	NA	NA	NA	NA	NA	NA	NA	NA	NA	NA
Pyrene	µg/kg	NA	NA	NA	NA	NA	NA	NA	NA	NA	NA	NA	NA	
Pyridine	µg/kg	NA	NA	NA	NA	NA	NA	NA	NA	NA	NA	NA	NA	
VOCs	1,1,1,2-Tetrachloroethane	µg/kg	< 4.8 U	< 5.2 U	< 5.1 U	NA	NA	< 7.4 U	NA	< 6.7 U	NA	< 5.0 U	< 5.2 U	
	1,1,1-Trichloroethane	µg/kg	< 4.8 U	< 5.2 U	< 5.1 U	NA	NA	< 7.4 U	NA	< 6.7 U	NA	< 5.0 U	< 5.2 U	
	1,1,2,2-Tetrachloroethane	µg/kg	< 4.8 U	< 5.2 U	< 5.1 U	NA	NA	< 7.4 U	NA	< 6.7 U	NA	< 5.0 U	< 5.2 U	
	1,1,2-Trichloroethane	µg/kg	< 4.8 U	< 5.2 U	< 5.1 U	NA	NA	< 7.4 U	NA	< 6.7 U	NA	< 5.0 U	< 5.2 U	
	1,1-Dichloroethane	µg/kg	< 4.8 U	< 5.2 U	< 5.1 U	NA	NA	< 7.4 U	NA	< 6.7 U	NA	< 5.0 U	< 5.2 U	
	1,1-Dichloroethene	µg/kg	< 4.8 U	< 5.2 U	< 5.1 U	NA	NA	< 7.4 U	NA	< 6.7 U	NA	< 5.0 U	< 5.2 U	
	1,1-Dichloropropene	µg/kg	< 4.8 U	< 5.2 U	< 5.1 U	NA	NA	< 7.4 U	NA	< 6.7 U	NA	< 5.0 U	< 5.2 U	
	1,2,3-Trichlorobenzene	µg/kg	< 4.8 U	< 5.2 U	< 5.1 U	NA	NA	< 7.4 U	NA	< 6.7 U	NA	< 5.0 U	< 5.2 U	
	1,2,3-Trichloropropane	µg/kg	< 4.8 U	< 5.2 U	< 5.1 U	NA	NA	< 7.4 U	NA	< 6.7 U	NA	< 5.0 U	< 5.2 U	
	1,2,4-Trichlorobenzene	µg/kg	< 4.8 U	< 5.2 U	< 5.1 U	NA	NA	< 7.4 U	NA	< 6.7 U	NA	< 5.0 U	< 5.2 U	
	1,2,4-Trimethylbenzene	µg/kg	< 4.8 U	< 5.2 U	< 5.1 U	NA	NA	< 7.4 U	NA	< 6.7 U	NA	< 5.0 U	< 5.2 U	
	1,2-Dibromo-3-chloropropane	µg/kg	< 4.8 U	< 5.2 U	< 5.1 U	NA	NA	< 7.4 U	NA	< 6.7 U	NA	< 5.0 U	< 5.2 U	

**TABLE 2**  
**RECENT SOIL RESULTS FOR BORINGS WITHIN/NEAR PARCEL H<sup>a</sup>**  
 (Page 6 of 28)

Analytical Method	Chemical Name	Sample Location Sample Date Sample Type Sample Depth Units	M117										
			3/11/2006										
			N	N	N	N	FD	N	N	N	N	N	FD
			0.5	5	10	20	20	30	40	50	60	80	80
VOCs	1,2-Dichlorobenzene	µg/kg	< 4.8 U	< 5.2 U	< 5.1 U	NA	NA	< 7.4 U	NA	< 6.7 U	NA	< 5.0 U	< 5.2 U
	1,2-Dichloroethane	µg/kg	< 4.8 U	< 5.2 U	< 5.1 U	NA	NA	< 7.4 U	NA	< 6.7 U	NA	< 5.0 U	< 5.2 U
	1,2-Dichloropropane	µg/kg	< 4.8 U	< 5.2 U	< 5.1 U	NA	NA	< 7.4 U	NA	< 6.7 U	NA	< 5.0 U	< 5.2 U
	1,3,5-Trimethylbenzene	µg/kg	< 4.8 U	< 5.2 U	< 5.1 U	NA	NA	< 7.4 U	NA	< 6.7 U	NA	< 5.0 U	< 5.2 U
	1,3-Dichlorobenzene	µg/kg	< 4.8 U	< 5.2 U	< 5.1 U	NA	NA	< 7.4 U	NA	< 6.7 U	NA	< 5.0 U	< 5.2 U
	1,3-Dichloropropane	µg/kg	< 4.8 U	< 5.2 U	< 5.1 U	NA	NA	< 7.4 U	NA	< 6.7 U	NA	< 5.0 U	< 5.2 U
	1,4-Dichlorobenzene	µg/kg	< 4.8 U	< 5.2 U	< 5.1 U	NA	NA	< 7.4 U	NA	< 6.7 U	NA	< 5.0 U	< 5.2 U
	1-Chlorohexane	µg/kg	< 4.8 U	< 5.2 U	< 5.1 U	NA	NA	< 7.4 U	NA	< 6.7 U	NA	< 5.0 U	< 5.2 U
	2,2-Dichloropropane	µg/kg	< 4.8 UJ	< 5.2 UJ	< 5.1 UJ	NA	NA	< 7.4 UJ	NA	< 6.7 UJ	NA	< 5.0 UJ	< 5.2 UJ
	2-Butanone	µg/kg	< 9.6 U	< 10 U	< 10 U	NA	NA	< 15 U	NA	< 13 U	NA	< 10 U	< 10 U
	2-Chlorotoluene	µg/kg	< 4.8 U	< 5.2 U	< 5.1 U	NA	NA	< 7.4 U	NA	< 6.7 U	NA	< 5.0 U	< 5.2 U
	2-Hexanone	µg/kg	< 9.6 U	< 10 U	< 10 U	NA	NA	< 15 U	NA	< 13 U	NA	< 10 U	< 10 U
	2-Methoxy-2-methyl-butane	µg/kg	< 4.8 U	< 5.2 U	< 5.1 U	NA	NA	< 7.4 U	NA	< 6.7 U	NA	< 5.0 U	< 5.2 U
	4-Chlorotoluene	µg/kg	< 4.8 U	< 5.2 U	< 5.1 U	NA	NA	< 7.4 U	NA	< 6.7 U	NA	< 5.0 U	< 5.2 U
	4-Isopropyltoluene	µg/kg	< 4.8 U	< 5.2 U	< 5.1 U	NA	NA	< 7.4 U	NA	< 6.7 U	NA	< 5.0 U	< 5.2 U
	4-Methyl-2-pentanone	µg/kg	< 9.6 U	< 10 U	< 10 U	NA	NA	< 15 U	NA	< 13 U	NA	< 10 U	< 10 U
	Acetone	µg/kg	< 9.6 U	< 15 U	< 27 U	NA	NA	< 15 U	NA	< 13 U	NA	< 10 U	< 10 U
	Benzene	µg/kg	< 4.8 U	< 5.2 U	< 5.1 U	NA	NA	< 7.4 U	NA	< 6.7 U	NA	< 5.0 U	< 5.2 U
	Bromobenzene	µg/kg	< 4.8 U	< 5.2 U	< 5.1 U	NA	NA	< 7.4 U	NA	< 6.7 U	NA	< 5.0 U	< 5.2 U
	Bromochloromethane	µg/kg	< 4.8 U	< 5.2 U	< 5.1 U	NA	NA	< 7.4 U	NA	< 6.7 U	NA	< 5.0 U	< 5.2 U
	Bromodichloromethane	µg/kg	< 4.8 U	< 5.2 U	< 5.1 U	NA	NA	< 7.4 U	NA	< 6.7 U	NA	< 5.0 U	< 5.2 U
	Bromoform	µg/kg	< 4.8 U	< 5.2 U	< 5.1 U	NA	NA	< 7.4 U	NA	< 6.7 U	NA	< 5.0 U	< 5.2 U
	Bromomethane	µg/kg	< 9.6 U	< 10 U	< 10 U	NA	NA	< 15 U	NA	< 13 U	NA	< 10 U	< 10 U
	Carbon tetrachloride	µg/kg	< 4.8 U	< 5.2 U	< 5.1 U	NA	NA	< 7.4 U	NA	< 6.7 U	NA	< 5.0 U	< 5.2 U
	Chlorobenzene	µg/kg	< 4.8 U	< 5.2 U	< 5.1 U	NA	NA	< 7.4 U	NA	< 6.7 U	NA	< 5.0 U	< 5.2 U
	Chloroethane	µg/kg	< 4.8 U	< 5.2 U	< 5.1 U	NA	NA	< 7.4 U	NA	< 6.7 U	NA	< 5.0 U	< 5.2 U
	Chloroform	µg/kg	< 4.8 U	< 5.2 U	< 5.1 U	NA	NA	< 7.4 U	NA	< 6.7 U	NA	< 5.0 U	< 5.2 U
	Chloromethane	µg/kg	< 4.8 U	< 5.2 U	< 5.1 U	NA	NA	< 7.4 U	NA	< 6.7 U	NA	< 5.0 U	< 5.2 U
	cis-1,2-Dichloroethene	µg/kg	< 4.8 U	< 5.2 U	< 5.1 U	NA	NA	< 7.4 U	NA	< 6.7 U	NA	< 5.0 U	< 5.2 U
	cis-1,3-Dichloropropene	µg/kg	< 4.8 U	< 5.2 U	< 5.1 U	NA	NA	< 7.4 U	NA	< 6.7 U	NA	< 5.0 U	< 5.2 U
	Dibromochloromethane	µg/kg	< 4.8 U	< 5.2 U	< 5.1 U	NA	NA	< 7.4 U	NA	< 6.7 U	NA	< 5.0 U	< 5.2 U
	Dibromomethane	µg/kg	< 4.8 U	< 5.2 U	< 5.1 U	NA	NA	< 7.4 U	NA	< 6.7 U	NA	< 5.0 U	< 5.2 U
	Dichlorodifluoromethane	µg/kg	< 4.8 U	< 5.2 U	< 5.1 U	NA	NA	< 7.4 U	NA	< 6.7 U	NA	< 5.0 U	< 5.2 U
	Ethyl t-butyl ether	µg/kg	< 4.8 U	< 5.2 U	< 5.1 U	NA	NA	< 7.4 U	NA	< 6.7 U	NA	< 5.0 U	< 5.2 U
	Ethylbenzene	µg/kg	< 4.8 U	< 5.2 U	< 5.1 U	NA	NA	< 7.4 U	NA	< 6.7 U	NA	< 5.0 U	< 5.2 U
	Ethylene dibromide	µg/kg	< 4.8 U	< 5.2 U	< 5.1 U	NA	NA	< 7.4 U	NA	< 6.7 U	NA	< 5.0 U	< 5.2 U
	Hexachlorobutadiene	µg/kg	< 4.8 U	< 5.2 U	< 5.1 U	NA	NA	< 7.4 U	NA	< 6.7 U	NA	< 5.0 U	< 5.2 U
	isopropyl ether	µg/kg	< 4.8 U	< 5.2 U	< 5.1 U	NA	NA	< 7.4 U	NA	< 6.7 U	NA	< 5.0 U	< 5.2 U
	Isopropylbenzene	µg/kg	< 4.8 U	< 5.2 U	< 5.1 U	NA	NA	< 7.4 U	NA	< 6.7 U	NA	< 5.0 U	< 5.2 U
	Methyl tert butyl ether	µg/kg	< 4.8 U	< 5.2 U	< 5.1 U	NA	NA	< 7.4 U	NA	< 6.7 U	NA	< 5.0 U	< 5.2 U
Methylene chloride	µg/kg	< 9.6 U	< 10 U	< 10 U	NA	NA	< 15 U	NA	< 13 U	NA	< 10 U	< 10 U	
Naphthalene	µg/kg	< 4.8 U	< 5.2 U	< 5.1 U	NA	NA	< 7.4 U	NA	< 6.7 U	NA	< 5.0 U	< 5.2 U	
n-Butylbenzene	µg/kg	< 4.8 U	< 5.2 U	< 5.1 U	NA	NA	< 7.4 U	NA	< 6.7 U	NA	< 5.0 U	< 5.2 U	
n-Propylbenzene	µg/kg	< 4.8 U	< 5.2 U	< 5.1 U	NA	NA	< 7.4 U	NA	< 6.7 U	NA	< 5.0 U	< 5.2 U	

**TABLE 2**  
**RECENT SOIL RESULTS FOR BORINGS WITHIN/NEAR PARCEL H<sup>a</sup>**  
**(Page 7 of 28)**

Analytical Method	Chemical Name	Sample Location Sample Date Sample Type Sample Depth Units	M117										
			3/11/2006										
			N	N	N	N	FD	N	N	N	N	N	FD
			0.5	5	10	20	20	30	40	50	60	80	80
VOCs	sec-Butylbenzene	µg/kg	< 4.8 U	< 5.2 U	< 5.1 U	NA	NA	< 7.4 U	NA	< 6.7 U	NA	< 5.0 U	< 5.2 U
	Styrene	µg/kg	< 4.8 U	< 5.2 U	< 5.1 U	NA	NA	< 7.4 U	NA	< 6.7 U	NA	< 5.0 U	< 5.2 U
	t-Butyl alcohol	µg/kg	R	R	R	NA	NA	R	NA	R	NA	R	R
	tert-Butylbenzene	µg/kg	< 4.8 U	< 5.2 U	< 5.1 U	NA	NA	< 7.4 U	NA	< 6.7 U	NA	< 5.0 U	< 5.2 U
	Tetrachloroethene	µg/kg	< 4.8 U	< 5.2 U	< 5.1 U	NA	NA	< 7.4 U	NA	< 6.7 U	NA	< 5.0 U	< 5.2 U
	Toluene	µg/kg	< 4.8 U	< 5.2 U	< 5.1 U	NA	NA	< 7.4 U	NA	< 6.7 U	NA	< 5.0 U	< 5.2 U
	trans-1,2-Dichloroethylene	µg/kg	< 4.8 U	< 5.2 U	< 5.1 U	NA	NA	< 7.4 U	NA	< 6.7 U	NA	< 5.0 U	< 5.2 U
	trans-1,3-Dichloropropene	µg/kg	< 4.8 U	< 5.2 U	< 5.1 U	NA	NA	< 7.4 U	NA	< 6.7 U	NA	< 5.0 U	< 5.2 U
	Trichloroethene	µg/kg	< 4.8 U	< 5.2 U	< 5.1 U	NA	NA	< 7.4 U	NA	< 6.7 U	NA	< 5.0 U	< 5.2 U
	Trichlorofluoromethane	µg/kg	< 4.8 U	2.7 J	< 5.1 U	NA	NA	< 7.4 U	NA	< 6.7 U	NA	< 5.0 U	2.4 J
	Vinyl chloride	µg/kg	< 4.8 U	< 5.2 U	< 5.1 U	NA	NA	< 7.4 U	NA	< 6.7 U	NA	< 5.0 U	< 5.2 U
	Xylene (Total)	µg/kg	< 9.6 U	< 10 U	< 10 U	NA	NA	< 15 U	NA	< 13 U	NA	< 10 U	< 10 U
	TPH	TPH as diesel	mg/kg	< 11 U	< 11 U	< 11 U	NA	NA	< 11 U	NA	< 12 U	NA	< 12 U
TPH as gasoline		mg/kg	< 0.98 U	< 1.2 U	< 1.1 U	NA	NA	< 1.4 U	NA	< 1.2 U	NA	< 1.2 U	< 0.93 U
TPH as motor oil		mg/kg	< 11 U	< 11 U	< 11 U	NA	NA	< 11 U	NA	< 12 U	NA	< 12 U	< 11 U
General Chemistry	Alkalinity (as CaCO3)	mg/kg	NA	NA	NA	NA	NA	391	NA	314	NA	NA	NA
	Ammonia (as N)	mg/kg	NA	NA	NA	NA	NA	NA	NA	NA	NA	NA	NA
	Bicarbonate	mg/kg	NA	NA	NA	NA	NA	391	NA	314	NA	NA	NA
	Carbonate	mg/kg	NA	NA	NA	NA	NA	< 56.8 U	NA	< 61.3 U	NA	NA	NA
	Conductivity	umhos/cm	NA	NA	NA	NA	NA	98.4	NA	89.1	NA	NA	NA
	Cyanide	mg/kg	NA	NA	NA	NA	NA	< 0.284 U	NA	< 0.306 U	NA	NA	NA
	MBAS	mg/kg	NA	NA	NA	NA	NA	NA	NA	NA	NA	NA	NA
	pH	--	NA	NA	NA	NA	NA	9.03	NA	8.81	NA	NA	NA
	Sulfide	mg/kg	NA	NA	NA	NA	NA	NA	NA	NA	NA	NA	NA
	Total Organic Carbon	mg/kg	NA	NA	NA	NA	NA	NA	NA	NA	NA	NA	NA

- a = From Tronox Upgradient Investigation, October 2006.
- NA = Not analyzed.
- J = The result is an estimated quantity. The associated numerical value is the approximate concentration of the analyte in the sample.
- R = The sample result is rejected and unusable.
- U = The analyte was analyzed for, but was not detected above the sample reporting limit
- UJ = The analyte was not detected above the sample reporting limit and the reporting limit is approximate.
- = Result is biased low
- + = Result is biased high

**TABLE 2**  
**RECENT SOIL RESULTS FOR BORINGS WITHIN/NEAR PARCEL H<sup>a</sup>**  
**(Page 8 of 28)**

Analytical Method	Chemical Name	Sample Location Sample Date Sample Type Sample Depth Units	M118										
			3/8/2006										
			N	N	N	N	FD	N	N	N	N	N	
			0.5	5	10	20	20	30	40	50	60	80	
Dioxins/Furans	1,2,3,4,6,7,8-HpCDD	pg/g	NA	NA	NA	NA	NA	NA	NA	NA	NA	NA	NA
	1,2,3,4,6,7,8-HpCDF	pg/g	NA	NA	NA	NA	NA	NA	NA	NA	NA	NA	NA
	1,2,3,4,7,8,9-HpCDF	pg/g	NA	NA	NA	NA	NA	NA	NA	NA	NA	NA	NA
	1,2,3,4,7,8-HxCDD	pg/g	NA	NA	NA	NA	NA	NA	NA	NA	NA	NA	NA
	1,2,3,4,7,8-HxCDF	pg/g	NA	NA	NA	NA	NA	NA	NA	NA	NA	NA	NA
	1,2,3,6,7,8-HxCDD	pg/g	NA	NA	NA	NA	NA	NA	NA	NA	NA	NA	NA
	1,2,3,6,7,8-HxCDF	pg/g	NA	NA	NA	NA	NA	NA	NA	NA	NA	NA	NA
	1,2,3,7,8,9-HxCDD	pg/g	NA	NA	NA	NA	NA	NA	NA	NA	NA	NA	NA
	1,2,3,7,8,9-HxCDF	pg/g	NA	NA	NA	NA	NA	NA	NA	NA	NA	NA	NA
	1,2,3,7,8-PeCDD	pg/g	NA	NA	NA	NA	NA	NA	NA	NA	NA	NA	NA
	1,2,3,7,8-PeCDF	pg/g	NA	NA	NA	NA	NA	NA	NA	NA	NA	NA	NA
	2,3,4,6,7,8-HxCDF	pg/g	NA	NA	NA	NA	NA	NA	NA	NA	NA	NA	NA
	2,3,4,7,8-PeCDF	pg/g	NA	NA	NA	NA	NA	NA	NA	NA	NA	NA	NA
	2,3,7,8-TCDD	pg/g	NA	NA	NA	NA	NA	NA	NA	NA	NA	NA	NA
	2,3,7,8-TCDF	pg/g	NA	NA	NA	NA	NA	NA	NA	NA	NA	NA	NA
	OCDD	pg/g	NA	NA	NA	NA	NA	NA	NA	NA	NA	NA	NA
	OCDF	pg/g	NA	NA	NA	NA	NA	NA	NA	NA	NA	NA	NA
Ions	Bromide	mg/kg	NA	NA	NA	NA	NA	NA	NA	NA	NA	NA	NA
	Chlorate	mg/kg	NA	NA	NA	NA	NA	< 11.4 U	NA	< 12.2 U	NA	NA	NA
	Chloride	mg/kg	NA	NA	NA	NA	NA	8.45	NA	14.9	NA	NA	NA
	Fluoride	mg/kg	NA	NA	NA	NA	NA	NA	NA	NA	NA	NA	NA
	Nitrate (as N)	mg/kg	NA	NA	NA	NA	NA	1.12 J	NA	< 1.22 U	NA	NA	NA
	Nitrite	mg/kg	NA	NA	NA	NA	NA	< 1.14 U	NA	< 1.22 U	NA	NA	NA
	ortho-Phosphate	mg/kg	NA	NA	NA	NA	NA	NA	NA	NA	NA	NA	NA
	Residual chlorine	mg/kg	NA	NA	NA	NA	NA	NA	NA	NA	NA	NA	NA
	Sulfate	mg/kg	NA	NA	NA	NA	NA	75.5	NA	89.2	NA	NA	NA
	Sulfite	mg/kg	NA	NA	NA	NA	NA	NA	NA	NA	NA	NA	NA
Perchlorate	Perchlorate	µg/kg	298	449	278	< 42.2 U	131	< 45.5 U	< 45.8 U	< 48.6 U	< 43.3 U	47.1	
Metals	Aluminum	mg/kg	8820	8640	8020	9230	8330	8950	9150	11600	7890	8140	
	Antimony	mg/kg	0.184 J-	0.125 J-	R	0.11 J-	R	R	R	0.19 J-	R	R	
	Arsenic	mg/kg	2.85	3.03	3.39	3.72	3.38	9.42	10.7	15.6	7.91	7.27	
	Barium	mg/kg	190 J-	232 J-	139 J-	189 J-	181 J-	49.3 J-	52.5 J-	78.6 J-	79.8 J-	94.9 J-	
	Beryllium	mg/kg	0.567	0.549	0.504 J	0.604	0.514 J	0.571	0.375 J	0.579 J	0.434 J	0.317 J	
	Boron	mg/kg	< 10.6 U	< 10.8 U	< 11.6 U	< 10.6 U	< 10.7 U	13.5	13.6	14.7	6.64 J	6.46 J	
	Cadmium	mg/kg	0.403 J	0.412 J	0.366 J	0.429 J	0.426 J	0.461 J	0.335 J	0.298 J	0.318 J	0.308 J	
	Calcium	mg/kg	20000	23700	24400	29600	26600	3930	2440	6880	5630	4720	
	Chromium	mg/kg	8.37	9.18	8.86	11.8	9.58	23.1	15.3	12.8	14.9	8.2	
	Cobalt	mg/kg	6.35	6.96	7.06	7.21	6.78	5.03	2.6	5.75	4.06	3.84	
	Copper	mg/kg	21.8	15	45.6	21.2	17.1	17.4	8.54	18.6	20.3	19.9	
	Hexavalent chromium	mg/kg	< 0.54 U	< 0.54 U	< 0.54 U	< 0.54 U	< 0.54 U	< 0.54 U	< 0.54 U	< 0.54 U	< 0.54 U	< 0.54 U	
	Iron	mg/kg	10300	10300	10200	12700	12600	10700	8840	9910	7840	6240	
	Lead	mg/kg	8.13	9.8	8.26	8.81	14.4	7.53	7.2	8.96	5.83	6.11	
	Magnesium	mg/kg	8880	8750	9690	9120	8720	9060	6140	15500	8180	7140	
	Manganese	mg/kg	337	645	271	423	367	160	112	253	143	126	









**TABLE 2**  
**RECENT SOIL RESULTS FOR BORINGS WITHIN/NEAR PARCEL H<sup>a</sup>**  
 (Page 12 of 28)

Analytical Method	Chemical Name	Sample Location Sample Date Sample Type Sample Depth Units	M118											
			3/8/2006											
			N	N	N	N	FD	N	N	N	N	N		
			0.5	5	10	20	20	30	40	50	60	80		
SVOCs	Benzyl alcohol	µg/kg	NA	NA	NA	NA	NA	NA	NA	NA	NA	NA	NA	NA
	bis(2-Chloroethoxy)methane	µg/kg	NA	NA	NA	NA	NA	NA	NA	NA	NA	NA	NA	NA
	bis(2-Chloroethyl)ether	µg/kg	NA	NA	NA	NA	NA	NA	NA	NA	NA	NA	NA	NA
	bis(2-Chloroisopropyl)ether	µg/kg	NA	NA	NA	NA	NA	NA	NA	NA	NA	NA	NA	NA
	bis(2-Ethylhexyl)phthalate	µg/kg	NA	NA	NA	NA	NA	NA	NA	NA	NA	NA	NA	NA
	Butyl benzyl phthalate	µg/kg	NA	NA	NA	NA	NA	NA	NA	NA	NA	NA	NA	NA
	Carbazole	µg/kg	NA	NA	NA	NA	NA	NA	NA	NA	NA	NA	NA	NA
	Chrysene	µg/kg	NA	NA	NA	NA	NA	NA	NA	NA	NA	NA	NA	NA
	Dibenz(a,h)anthracene	µg/kg	NA	NA	NA	NA	NA	NA	NA	NA	NA	NA	NA	NA
	Dibenzofuran	µg/kg	NA	NA	NA	NA	NA	NA	NA	NA	NA	NA	NA	NA
	Diethyl phthalate	µg/kg	NA	NA	NA	NA	NA	NA	NA	NA	NA	NA	NA	NA
	Dimethyl phthalate	µg/kg	NA	NA	NA	NA	NA	NA	NA	NA	NA	NA	NA	NA
	Di-n-butyl phthalate	µg/kg	NA	NA	NA	NA	NA	NA	NA	NA	NA	NA	NA	NA
	Di-n-octyl phthalate	µg/kg	NA	NA	NA	NA	NA	NA	NA	NA	NA	NA	NA	NA
	Fluoranthene	µg/kg	NA	NA	NA	NA	NA	NA	NA	NA	NA	NA	NA	NA
	Fluorene	µg/kg	NA	NA	NA	NA	NA	NA	NA	NA	NA	NA	NA	NA
	Hexachlorobenzene	µg/kg	NA	NA	NA	NA	NA	NA	NA	NA	NA	NA	NA	NA
	Hexachlorobutadiene	µg/kg	NA	NA	NA	NA	NA	NA	NA	NA	NA	NA	NA	NA
	Hexachlorocyclopentadiene	µg/kg	NA	NA	NA	NA	NA	NA	NA	NA	NA	NA	NA	NA
	Hexachloroethane	µg/kg	NA	NA	NA	NA	NA	NA	NA	NA	NA	NA	NA	NA
	Indeno(1,2,3-cd)pyrene	µg/kg	NA	NA	NA	NA	NA	NA	NA	NA	NA	NA	NA	NA
	Isophorone	µg/kg	NA	NA	NA	NA	NA	NA	NA	NA	NA	NA	NA	NA
	Naphthalene	µg/kg	NA	NA	NA	NA	NA	NA	NA	NA	NA	NA	NA	NA
	Nitrobenzene	µg/kg	NA	NA	NA	NA	NA	NA	NA	NA	NA	NA	NA	NA
	N-Nitroso-di-N-propylamine	µg/kg	NA	NA	NA	NA	NA	NA	NA	NA	NA	NA	NA	NA
	N-Nitrosodiphenylamine	µg/kg	NA	NA	NA	NA	NA	NA	NA	NA	NA	NA	NA	NA
	Octachlorostyrene	µg/kg	NA	NA	NA	NA	NA	NA	NA	NA	NA	NA	NA	NA
	Pentachlorophenol	µg/kg	NA	NA	NA	NA	NA	NA	NA	NA	NA	NA	NA	NA
	Phenanthrene	µg/kg	NA	NA	NA	NA	NA	NA	NA	NA	NA	NA	NA	NA
	Phenol	µg/kg	NA	NA	NA	NA	NA	NA	NA	NA	NA	NA	NA	NA
Pyrene	µg/kg	NA	NA	NA	NA	NA	NA	NA	NA	NA	NA	NA	NA	
Pyridine	µg/kg	NA	NA	NA	NA	NA	NA	NA	NA	NA	NA	NA	NA	
VOCs	1,1,1,2-Tetrachloroethane	µg/kg	< 4.5 U	< 4.9 U	< 5.7 U	NA	NA	< 5.5 U	NA	< 7.3 U	NA	< 6.4 U		
	1,1,1-Trichloroethane	µg/kg	< 4.5 U	< 4.9 U	< 5.7 U	NA	NA	< 5.5 U	NA	< 7.3 U	NA	< 6.4 U		
	1,1,2,2-Tetrachloroethane	µg/kg	< 4.5 U	< 4.9 U	< 5.7 U	NA	NA	< 5.5 U	NA	< 7.3 U	NA	< 6.4 U		
	1,1,2-Trichloroethane	µg/kg	< 4.5 U	< 4.9 U	< 5.7 U	NA	NA	< 5.5 U	NA	< 7.3 U	NA	< 6.4 U		
	1,1-Dichloroethane	µg/kg	< 4.5 U	< 4.9 U	< 5.7 U	NA	NA	< 5.5 U	NA	< 7.3 U	NA	< 6.4 U		
	1,1-Dichloroethene	µg/kg	< 4.5 U	< 4.9 U	< 5.7 U	NA	NA	< 5.5 U	NA	< 7.3 U	NA	< 6.4 U		
	1,1-Dichloropropene	µg/kg	< 4.5 U	< 4.9 U	< 5.7 U	NA	NA	< 5.5 U	NA	< 7.3 U	NA	< 6.4 U		
	1,2,3-Trichlorobenzene	µg/kg	< 4.5 U	< 4.9 U	< 5.7 U	NA	NA	< 5.5 U	NA	< 7.3 U	NA	< 6.4 U		
	1,2,3-Trichloropropane	µg/kg	< 4.5 U	< 4.9 U	< 5.7 U	NA	NA	< 5.5 U	NA	< 7.3 U	NA	< 6.4 U		
	1,2,4-Trichlorobenzene	µg/kg	< 4.5 U	< 4.9 U	< 5.7 U	NA	NA	< 5.5 U	NA	< 7.3 U	NA	< 6.4 U		
	1,2,4-Trimethylbenzene	µg/kg	< 4.5 U	< 4.9 U	< 5.7 U	NA	NA	< 5.5 U	NA	< 7.3 U	NA	< 6.4 U		
	1,2-Dibromo-3-chloropropane	µg/kg	< 4.5 U	< 4.9 U	< 5.7 U	NA	NA	< 5.5 U	NA	< 7.3 U	NA	< 6.4 U		

**TABLE 2**  
**RECENT SOIL RESULTS FOR BORINGS WITHIN/NEAR PARCEL H<sup>a</sup>**  
**(Page 13 of 28)**

Analytical Method	Chemical Name	Sample Location Sample Date Sample Type Sample Depth Units	M118									
			3/8/2006									
			N	N	N	N	FD	N	N	N	N	N
			0.5	5	10	20	20	30	40	50	60	80
VOCs	1,2-Dichlorobenzene	µg/kg	< 4.5 U	< 4.9 U	< 5.7 U	NA	NA	< 5.5 U	NA	< 7.3 U	NA	< 6.4 U
	1,2-Dichloroethane	µg/kg	< 4.5 U	< 4.9 U	< 5.7 U	NA	NA	< 5.5 U	NA	< 7.3 U	NA	< 6.4 U
	1,2-Dichloropropane	µg/kg	< 4.5 U	< 4.9 U	< 5.7 U	NA	NA	< 5.5 U	NA	< 7.3 U	NA	< 6.4 U
	1,3,5-Trimethylbenzene	µg/kg	< 4.5 U	< 4.9 U	< 5.7 U	NA	NA	< 5.5 U	NA	< 7.3 U	NA	< 6.4 U
	1,3-Dichlorobenzene	µg/kg	< 4.5 U	< 4.9 U	< 5.7 U	NA	NA	< 5.5 U	NA	< 7.3 U	NA	< 6.4 U
	1,3-Dichloropropane	µg/kg	< 4.5 U	< 4.9 U	< 5.7 U	NA	NA	< 5.5 U	NA	< 7.3 U	NA	< 6.4 U
	1,4-Dichlorobenzene	µg/kg	< 4.5 U	< 4.9 U	< 5.7 U	NA	NA	< 5.5 U	NA	< 7.3 U	NA	< 6.4 U
	1-Chlorohexane	µg/kg	< 4.5 U	< 4.9 U	< 5.7 U	NA	NA	< 5.5 U	NA	< 7.3 U	NA	< 6.4 U
	2,2-Dichloropropane	µg/kg	< 4.5 U	< 4.9 U	< 5.7 U	NA	NA	< 5.5 U	NA	< 7.3 U	NA	< 6.4 U
	2-Butanone	µg/kg	< 9.1 U	< 9.9 U	< 11 U	NA	NA	< 11 U	NA	< 15 U	NA	< 13 U
	2-Chlorotoluene	µg/kg	< 4.5 U	< 4.9 U	< 5.7 U	NA	NA	< 5.5 U	NA	< 7.3 U	NA	< 6.4 U
	2-Hexanone	µg/kg	< 9.1 U	< 9.9 U	< 11 U	NA	NA	< 11 U	NA	< 15 U	NA	< 13 U
	2-Methoxy-2-methyl-butane	µg/kg	< 4.5 U	< 4.9 U	< 5.7 U	NA	NA	< 5.5 U	NA	< 7.3 U	NA	< 6.4 U
	4-Chlorotoluene	µg/kg	< 4.5 U	< 4.9 U	< 5.7 U	NA	NA	< 5.5 U	NA	< 7.3 U	NA	< 6.4 U
	4-Isopropyltoluene	µg/kg	< 4.5 U	< 4.9 U	< 5.7 U	NA	NA	< 5.5 U	NA	< 7.3 U	NA	< 6.4 U
	4-Methyl-2-pentanone	µg/kg	< 9.1 U	< 9.9 U	< 11 U	NA	NA	< 11 U	NA	< 15 U	NA	< 13 U
	Acetone	µg/kg	< 9.2 U	12	< 11 U	NA	NA	< 11 U	NA	< 15 U	NA	< 13 U
	Benzene	µg/kg	< 4.5 U	< 4.9 U	< 5.7 U	NA	NA	< 5.5 U	NA	< 7.3 U	NA	< 6.4 U
	Bromobenzene	µg/kg	< 4.5 U	< 4.9 U	< 5.7 U	NA	NA	< 5.5 U	NA	< 7.3 U	NA	< 6.4 U
	Bromochloromethane	µg/kg	< 4.5 U	< 4.9 U	< 5.7 U	NA	NA	< 5.5 U	NA	< 7.3 U	NA	< 6.4 U
	Bromodichloromethane	µg/kg	< 4.5 U	< 4.9 U	< 5.7 U	NA	NA	< 5.5 U	NA	< 7.3 U	NA	< 6.4 U
	Bromoform	µg/kg	< 4.5 U	< 4.9 U	< 5.7 U	NA	NA	< 5.5 U	NA	< 7.3 U	NA	< 6.4 U
	Bromomethane	µg/kg	< 9.1 U	< 9.9 U	< 11 U	NA	NA	< 11 U	NA	< 15 U	NA	< 13 U
	Carbon tetrachloride	µg/kg	< 4.5 U	< 4.9 U	< 5.7 U	NA	NA	< 5.5 U	NA	< 7.3 U	NA	< 6.4 U
	Chlorobenzene	µg/kg	< 4.5 U	< 4.9 U	< 5.7 U	NA	NA	< 5.5 U	NA	< 7.3 U	NA	< 6.4 U
	Chloroethane	µg/kg	< 4.5 U	< 4.9 U	< 5.7 U	NA	NA	< 5.5 U	NA	< 7.3 U	NA	< 6.4 U
	Chloroform	µg/kg	< 4.5 U	< 4.9 U	< 5.7 U	NA	NA	< 5.5 U	NA	< 7.3 U	NA	< 6.4 U
	Chloromethane	µg/kg	< 4.5 U	< 4.9 U	< 5.7 U	NA	NA	< 5.5 U	NA	< 7.3 U	NA	< 6.4 U
	cis-1,2-Dichloroethene	µg/kg	< 4.5 U	< 4.9 U	< 5.7 U	NA	NA	< 5.5 U	NA	< 7.3 U	NA	< 6.4 U
	cis-1,3-Dichloropropene	µg/kg	< 4.5 U	< 4.9 U	< 5.7 U	NA	NA	< 5.5 U	NA	< 7.3 U	NA	< 6.4 U
	Dibromochloromethane	µg/kg	< 4.5 U	< 4.9 U	< 5.7 U	NA	NA	< 5.5 U	NA	< 7.3 U	NA	< 6.4 U
	Dibromomethane	µg/kg	< 4.5 U	< 4.9 U	< 5.7 U	NA	NA	< 5.5 U	NA	< 7.3 U	NA	< 6.4 U
	Dichlorodifluoromethane	µg/kg	< 4.5 U	< 4.9 U	< 5.7 U	NA	NA	< 5.5 U	NA	< 7.3 U	NA	< 6.4 U
	Ethyl t-butyl ether	µg/kg	< 4.5 U	< 4.9 U	< 5.7 U	NA	NA	< 5.5 U	NA	< 7.3 U	NA	< 6.4 U
	Ethylbenzene	µg/kg	< 4.5 U	< 4.9 U	< 5.7 U	NA	NA	< 5.5 U	NA	< 7.3 U	NA	< 6.4 U
	Ethylene dibromide	µg/kg	< 4.5 U	< 4.9 U	< 5.7 U	NA	NA	< 5.5 U	NA	< 7.3 U	NA	< 6.4 U
	Hexachlorobutadiene	µg/kg	< 4.5 U	< 4.9 U	< 5.7 U	NA	NA	< 5.5 U	NA	< 7.3 U	NA	< 6.4 U
	isopropyl ether	µg/kg	< 4.5 U	< 4.9 U	< 5.7 U	NA	NA	< 5.5 U	NA	< 7.3 U	NA	< 6.4 U
	Isopropylbenzene	µg/kg	< 4.5 U	< 4.9 U	< 5.7 U	NA	NA	< 5.5 U	NA	< 7.3 U	NA	< 6.4 U
	Methyl tert butyl ether	µg/kg	< 4.5 U	< 4.9 U	< 5.7 U	NA	NA	< 5.5 U	NA	< 7.3 U	NA	< 6.4 U
	Methylene chloride	µg/kg	< 9.1 U	< 9.9 U	< 11 U	NA	NA	< 11 U	NA	< 15 U	NA	< 13 U
	Naphthalene	µg/kg	< 4.5 U	< 4.9 U	< 5.7 U	NA	NA	< 5.5 U	NA	< 7.3 U	NA	< 6.4 U
n-Butylbenzene	µg/kg	< 4.5 U	< 4.9 U	< 5.7 U	NA	NA	< 5.5 U	NA	< 7.3 U	NA	< 6.4 U	
n-Propylbenzene	µg/kg	< 4.5 U	< 4.9 U	< 5.7 U	NA	NA	< 5.5 U	NA	< 7.3 U	NA	< 6.4 U	

**TABLE 2**  
**RECENT SOIL RESULTS FOR BORINGS WITHIN/NEAR PARCEL H<sup>a</sup>**  
**(Page 14 of 28)**

Analytical Method	Chemical Name	Sample Location Sample Date Sample Type Sample Depth Sample Units	M118									
			3/8/2006									
			N	N	N	N	FD	N	N	N	N	N
			0.5	5	10	20	20	30	40	50	60	80
VOCs	sec-Butylbenzene	µg/kg	< 4.5 U	< 4.9 U	< 5.7 U	NA	NA	< 5.5 U	NA	< 7.3 U	NA	< 6.4 U
	Styrene	µg/kg	< 4.5 U	< 4.9 U	< 5.7 U	NA	NA	< 5.5 U	NA	< 7.3 U	NA	< 6.4 U
	t-Butyl alcohol	µg/kg	R	R	R	NA	NA	R	NA	R	NA	R
	tert-Butylbenzene	µg/kg	< 4.5 U	< 4.9 U	< 5.7 U	NA	NA	< 5.5 U	NA	< 7.3 U	NA	< 6.4 U
	Tetrachloroethene	µg/kg	< 4.5 U	< 4.9 U	< 5.7 U	NA	NA	< 5.5 U	NA	< 7.3 U	NA	< 6.4 U
	Toluene	µg/kg	< 4.5 U	< 4.9 U	< 5.7 U	NA	NA	< 5.5 U	NA	< 7.3 U	NA	< 6.4 U
	trans-1,2-Dichloroethylene	µg/kg	< 4.5 U	< 4.9 U	< 5.7 U	NA	NA	< 5.5 U	NA	< 7.3 U	NA	< 6.4 U
	trans-1,3-Dichloropropene	µg/kg	< 4.5 U	< 4.9 U	< 5.7 U	NA	NA	< 5.5 U	NA	< 7.3 U	NA	< 6.4 U
	Trichloroethene	µg/kg	< 4.5 U	< 4.9 U	< 5.7 U	NA	NA	< 5.5 U	NA	< 7.3 U	NA	< 6.4 U
	Trichlorofluoromethane	µg/kg	< 4.5 U	< 4.9 U	< 5.7 U	NA	NA	< 5.5 U	NA	< 7.3 U	NA	< 6.4 U
	Vinyl chloride	µg/kg	< 4.5 U	< 4.9 U	< 5.7 U	NA	NA	< 5.5 U	NA	< 7.3 U	NA	< 6.4 U
	Xylene (Total)	µg/kg	< 9.1 U	< 9.9 U	< 11 U	NA	NA	< 11 U	NA	< 15 U	NA	< 13 U
	TPH	TPH as diesel	mg/kg	< 11 U	< 11 U	< 12 U	NA	NA	< 11 U	NA	< 12 U	NA
TPH as gasoline		mg/kg	< 0.98 U	< 1.0 U	< 1.3 U	NA	NA	< 1.2 U	NA	< 1.2 U	NA	< 1.0 U
TPH as motor oil		mg/kg	< 11 U	< 11 U	< 12 U	NA	NA	< 11 U	NA	< 12 U	NA	< 12 U
General Chemistry	Alkalinity (as CaCO <sub>3</sub> )	mg/kg	NA	NA	NA	NA	NA	280	NA	299	NA	NA
	Ammonia (as N)	mg/kg	NA	NA	NA	NA	NA	NA	NA	NA	NA	NA
	Bicarbonate	mg/kg	NA	NA	NA	NA	NA	280	NA	299	NA	NA
	Carbonate	mg/kg	NA	NA	NA	NA	NA	< 56.8 U	NA	< 60.8 U	NA	NA
	Conductivity	umhos/cm	NA	NA	NA	NA	NA	79.9	NA	104	NA	NA
	Cyanide	mg/kg	NA	NA	NA	NA	NA	< 0.284 U	NA	< 0.304 U	NA	NA
	MBAS	mg/kg	NA	NA	NA	NA	NA	NA	NA	NA	NA	NA
	pH	--	NA	NA	NA	NA	NA	8.81	NA	8.76	NA	NA
	Sulfide	mg/kg	NA	NA	NA	NA	NA	NA	NA	NA	NA	NA
	Total Organic Carbon	mg/kg	NA	NA	NA	NA	NA	NA	NA	NA	NA	NA

- a = From Tronox Upgradient Investigation, October
- NA = Not analyzed.
- J = The result is an estimated quantity. The association is not confirmed.
- R = The sample result is rejected and unusable.
- U = The analyte was analyzed for, but was not detected.
- UJ = The analyte was not detected above the sample.
- = Result is biased low
- + = Result is biased high

**TABLE 2**  
**RECENT SOIL RESULTS FOR BORINGS WITHIN/NEAR PARCEL H<sup>a</sup>**  
 (Page 15 of 28)

Analytical Method	Chemical Name	Sample Location Sample Date Sample Type Sample Depth Units	M120										
			3/7/2006										
			N	N	N	N	N	N	FD	N	N	N	
			0.5	5	10	20	30	40	40	50	60	80	
Dioxins/Furans	1,2,3,4,6,7,8-HpCDD	pg/g	6.7 J	NA	< 0.84 UJ	NA	< 0.81 UJ	NA	NA	NA	NA	NA	NA
	1,2,3,4,6,7,8-HpCDF	pg/g	30 J	NA	< 2.8 UJ	NA	< 0.56 UJ	NA	NA	NA	NA	NA	NA
	1,2,3,4,7,8,9-HpCDF	pg/g	6.5	NA	< 0.59 UJ	NA	< 0.63 UJ	NA	NA	NA	NA	NA	NA
	1,2,3,4,7,8-HxCDD	pg/g	< 2.7 UJ	NA	< 0.56 UJ	NA	< 0.56 UJ	NA	NA	NA	NA	NA	NA
	1,2,3,4,7,8-HxCDF	pg/g	11 J	NA	< 2.8 UJ	NA	< 0.54 UJ	NA	NA	NA	NA	NA	NA
	1,2,3,6,7,8-HxCDD	pg/g	< 2.7 UJ	NA	< 2.8 UJ	NA	< 0.51 UJ	NA	NA	NA	NA	NA	NA
	1,2,3,6,7,8-HxCDF	pg/g	7.7 J	NA	< 0.65 UJ	NA	< 0.51 UJ	NA	NA	NA	NA	NA	NA
	1,2,3,7,8,9-HxCDD	pg/g	< 2.7 UJ	NA	< 2.8 UJ	NA	< 0.5 UJ	NA	NA	NA	NA	NA	NA
	1,2,3,7,8,9-HxCDF	pg/g	< 2.7 UJ	NA	< 0.74 UJ	NA	< 0.56 UJ	NA	NA	NA	NA	NA	NA
	1,2,3,7,8-PeCDD	pg/g	< 0.62 UJ	NA	< 1.2 UJ	NA	< 0.79 UJ	NA	NA	NA	NA	NA	NA
	1,2,3,7,8-PeCDF	pg/g	4.7 J	NA	< 0.48 UJ	NA	< 0.34 UJ	NA	NA	NA	NA	NA	NA
	2,3,4,6,7,8-HxCDF	pg/g	2.8 J	NA	< 0.71 UJ	NA	< 0.55 UJ	NA	NA	NA	NA	NA	NA
	2,3,4,7,8-PeCDF	pg/g	2.7 J	NA	< 0.47 UJ	NA	< 0.33 UJ	NA	NA	NA	NA	NA	NA
	2,3,7,8-TCDD	pg/g	< 0.53 UJ	NA	< 0.27 UJ	NA	< 0.23 U	NA	NA	NA	NA	NA	NA
	2,3,7,8-TCDF	pg/g	2.9 J	NA	< 0.55 UJ	NA	< 0.56 U	NA	NA	NA	NA	NA	NA
	OCDD	pg/g	33 J	NA	< 1.4 UJ	NA	< 5.6 UJ	NA	NA	NA	NA	NA	NA
OCDF	pg/g	54 J	NA	< 1.3 UJ	NA	< 1.4 UJ	NA	NA	NA	NA	NA	NA	
Ions	Bromide	mg/kg	< 5.59 U	NA	< 5.37 U	NA	< 5.58 U	NA	NA	NA	NA	NA	NA
	Chlorate	mg/kg	< 11.2 U	NA	< 10.7 U	NA	< 11.2 U	NA	NA	NA	NA	NA	NA
	Chloride	mg/kg	3.73	NA	11.9	NA	6.99	NA	NA	NA	NA	NA	NA
	Fluoride	mg/kg	1.62	NA	2.04	NA	1.85	NA	NA	NA	NA	NA	NA
	Nitrate (as N)	mg/kg	1.28	NA	2.03	NA	0.709 J	NA	NA	NA	NA	NA	NA
	Nitrite	mg/kg	< 1.12 U	NA	< 1.07 U	NA	< 1.12 U	NA	NA	NA	NA	NA	NA
	ortho-Phosphate	mg/kg	< 5.59 U	NA	< 5.37 U	NA	< 5.58 U	NA	NA	NA	NA	NA	NA
	Residual chlorine	mg/kg	6.69	NA	1.07 J	NA	< 2.23 U	NA	NA	NA	NA	NA	NA
	Sulfate	mg/kg	19.9	NA	88.9	NA	24.4	NA	NA	NA	NA	NA	NA
	Sulfite	mg/kg	11.2	NA	16.1	NA	16.7	NA	NA	NA	NA	NA	NA
Perchlorate	Perchlorate	µg/kg	< 44.7 U	41.9 J	27.5 J	< 42.3 U	< 44.6 U	< 43.9 U	< 44.8 U	< 61.3 U	< 47.9 U	181	
Metals	Aluminum	mg/kg	9120	7960	9150	8880	12500	10300	13000	17000	6230	13500	
	Antimony	mg/kg	< 0.559 UJ	< 0.539 UJ	< 0.537 UJ	< 0.529 UJ	< 0.558 UJ	< 0.548 UJ	< 0.561 UJ	0.17 J-	< 0.599 UJ	< 0.602 UJ	
	Arsenic	mg/kg	5.2	2.5	3.46	2.93	8.22	9.91	15.6	23.5	14.3	17.2	
	Barium	mg/kg	183	190	153	148	145	153	166	61.1	158	90.6	
	Beryllium	mg/kg	0.616	0.511 J	0.607	0.539	0.848	0.642	0.793	1.27	0.33 J	0.71	
	Boron	mg/kg	< 11.2 U	< 10.8 U	< 10.7 U	< 10.6 U	13	7.98 J	12.7	22.4	8.49 J	18.6	
	Cadmium	mg/kg	0.687 J+	0.413 J	0.502 J+	0.429 J+	0.613 J+	0.431 J	0.696 J+	0.535 J	0.473 J+	0.361 J+	
	Calcium	mg/kg	35500 J	11400 J	28300 J	22200 J	7790 J	31400 J	109000 J	5660 J	129000 J	10500 J	
	Chromium	mg/kg	9.13	7.73	9.38	9.68	19	11.7	14.7	79.6	12.2	17.1	
	Cobalt	mg/kg	8.57	6.73	7.32	7.14	7.18	7.27	7.42	10.4	3.24	6.66	
	Copper	mg/kg	56.2 J+	24.4	76.8 J+	27.1 J+	29.2 J+	23.3	21.7	71.7	11.1 J+	21.3 J+	
	Hexavalent chromium	mg/kg	< 0.54 U	< 0.54 U	< 0.54 U	< 0.54 U	< 0.54 U	< 0.54 U	< 0.54 U	< 0.54 U	< 0.54 U	< 0.54 U	
	Iron	mg/kg	13600	10400	14500	11500	12200	10100	11500	13300	5960	14200	
	Lead	mg/kg	14.6	8.05	12.3	6.63	8.6	5.99	7.11	10.6	4.33	7.93	
	Magnesium	mg/kg	9400	6420	8170	8810	14700	10900	15300	34600	11600	19900	
	Manganese	mg/kg	479 J+	384	544 J+	327 J+	149 J+	216	288 J+	481	253 J+	336 J+	

**TABLE 2**  
**RECENT SOIL RESULTS FOR BORINGS WITHIN/NEAR PARCEL H<sup>a</sup>**  
 (Page 16 of 28)

Analytical Method	Chemical Name	Sample Location Sample Date Sample Type Sample Depth Units	M120									
			3/7/2006									
			N	N	N	N	N	N	FD	N	N	N
			0.5	5	10	20	30	40	40	50	60	80
Metals	Mercury	mg/kg	< 0.112 U	< 0.108 U	< 0.107 U	< 0.106 U	< 0.112 U	< 0.11 U	< 0.112 U	< 0.153 U	< 0.12 U	< 0.12 U
	Molybdenum	mg/kg	0.516 J	0.223 J	0.731	< 0.529 U	0.336 J	0.193 J	0.251 J	0.624 J	0.302 J	0.312 J
	Nickel	mg/kg	16.4	13.5	14	15.1	18	15.7	18.3	23.4	9.1	21.2
	Phosphorus	mg/kg	11.7	NA	12.4	NA	17.6	NA	NA	NA	NA	NA
	Platinum	mg/kg	< 0.0223 U	< 0.0216 U	< 0.0215 U	< 0.0211 U	< 0.0223 U	< 0.0219 U	< 0.0224 U	< 0.0307 U	< 0.024 U	< 0.0241 U
	Potassium	mg/kg	2130	1690	2140	1270	3030	2460	3350	4540	1700	3850
	Selenium	mg/kg	0.227 J	0.143 J	0.213 J	< 0.529 U	0.196 J	0.164 J	0.164 J	< 0.767 U	< 0.599 U	< 0.602 U
	Silica	mg/kg	41.4	NA	67.9	NA	117	NA	NA	NA	NA	NA
	Silver	mg/kg	< 0.559 U	< 0.539 U	< 0.537 U	< 0.529 U	0.119 J	< 0.548 U	< 0.561 U	< 0.767 U	< 0.599 U	< 0.602 U
	Sodium	mg/kg	471	453	483	573	827	599	634	417	238	417
	Strontium	mg/kg	183	161	155	293	286	269	358	105	163	125
	Thallium	mg/kg	< 0.559 U	< 0.539 U	< 0.537 U	< 0.529 U	0.33 J	0.141 J	0.138 J	0.245 J	< 0.599 U	0.202 J
	Tin	mg/kg	< 11.2 U	< 10.8 U	< 10.7 U	< 10.6 U	< 11.2 U	< 11 U	< 11.2 U	< 15.3 U	< 12 U	< 12 U
	Titanium	mg/kg	709	575	641	703	680	553	528	553	382	714
	Tungsten	mg/kg	< 2.23 UJ	< 2.16 UJ	< 2.15 UJ	< 2.11 UJ	< 2.23 UJ	< 2.19 UJ	< 2.24 UJ	< 3.07 UJ	< 2.4 UJ	< 2.41 UJ
	Uranium	mg/kg	21.1	26.2	2.73	1.17	3.45	2.04	2.7	4.10	1.47	1.97
	Vanadium	mg/kg	31.4	26	26.9	34.8	40.5	31.9	34.3	33.7	16.3	29.5
	Zinc	mg/kg	64.8	40	67.4	46.4	51.8	32.4	38.9	72.8	19.1	44.3
	Methyl Mercury	Methyl mercury	ug/kg	0.034	NA	< 0.02 U	NA	< 0.02 U	NA	NA	NA	NA
Organochlorine Pesticides	4,4'-DDD	ug/kg	< 4.5 U	NA	< 4.3 U	NA	< 4.5 U	NA	NA	NA	NA	NA
	4,4'-DDE	ug/kg	< 4.5 U	NA	< 4.3 U	NA	< 4.5 U	NA	NA	NA	NA	NA
	4,4'-DDT	ug/kg	< 4.5 U	NA	< 4.3 U	NA	< 4.5 U	NA	NA	NA	NA	NA
	Aldrin	ug/kg	< 2.2 U	NA	< 2.1 U	NA	< 2.2 U	NA	NA	NA	NA	NA
	alpha-BHC	ug/kg	< 2.2 U	NA	< 2.1 U	NA	< 2.2 U	NA	NA	NA	NA	NA
	alpha-Chlordane	ug/kg	< 2.2 U	NA	< 2.1 U	NA	< 2.2 U	NA	NA	NA	NA	NA
	beta-BHC	ug/kg	< 2.2 U	NA	< 2.1 U	NA	< 2.2 U	NA	NA	NA	NA	NA
	delta-BHC	ug/kg	< 2.2 U	NA	< 2.1 U	NA	< 2.2 U	NA	NA	NA	NA	NA
	Dieldrin	ug/kg	< 4.5 U	NA	< 4.3 U	NA	< 4.5 U	NA	NA	NA	NA	NA
	Endosulfan I	ug/kg	< 2.2 U	NA	< 2.1 U	NA	< 2.2 U	NA	NA	NA	NA	NA
	Endosulfan II	ug/kg	< 4.5 U	NA	< 4.3 U	NA	< 4.5 U	NA	NA	NA	NA	NA
	Endosulfan sulfate	ug/kg	< 4.5 U	NA	< 4.3 U	NA	< 4.5 U	NA	NA	NA	NA	NA
	Endrin	ug/kg	< 4.5 U	NA	< 4.3 U	NA	< 4.5 U	NA	NA	NA	NA	NA
	Endrin aldehyde	ug/kg	< 4.5 U	NA	< 4.3 U	NA	< 4.5 U	NA	NA	NA	NA	NA
	Endrin ketone	ug/kg	< 4.5 U	NA	< 4.3 U	NA	< 4.5 U	NA	NA	NA	NA	NA
	gamma-BHC (Lindane)	ug/kg	< 2.2 U	NA	< 2.1 U	NA	< 2.2 U	NA	NA	NA	NA	NA
	gamma-Chlordane	ug/kg	< 2.2 U	NA	< 2.1 U	NA	< 2.2 U	NA	NA	NA	NA	NA
	Heptachlor	ug/kg	< 2.2 U	NA	< 2.1 U	NA	< 2.2 U	NA	NA	NA	NA	NA
	Heptachlor epoxide	ug/kg	< 2.2 U	NA	< 2.1 U	NA	< 2.2 U	NA	NA	NA	NA	NA
	Methoxychlor	ug/kg	< 22 U	NA	< 21 U	NA	< 22 U	NA	NA	NA	NA	NA
	tech-Chlordane	ug/kg	< 110 U	NA	< 110 U	NA	< 110 U	NA	NA	NA	NA	NA
Toxaphene	ug/kg	< 56 U	NA	< 54 U	NA	< 56 U	NA	NA	NA	NA	NA	

**TABLE 2**  
**RECENT SOIL RESULTS FOR BORINGS WITHIN/NEAR PARCEL H<sup>a</sup>**  
 (Page 17 of 28)

Analytical Method	Chemical Name	Sample Location Sample Date Sample Type Sample Depth Units	M120										
			3/7/2006										
			N	N	N	N	N	N	FD	N	N	N	
			0.5	5	10	20	30	40	40	50	60	80	
Organophosphorous Pesticides	Azinphos-methyl	mg/kg	< 0.037 U	NA	< 0.035 U	NA	< 0.037 U	NA	NA	NA	NA	NA	NA
	Bolstar	mg/kg	< 0.037 U	NA	< 0.035 U	NA	< 0.037 U	NA	NA	NA	NA	NA	NA
	Chlorpyrifos	mg/kg	< 0.037 U	NA	< 0.035 U	NA	< 0.037 U	NA	NA	NA	NA	NA	NA
	Coumaphos	mg/kg	< 0.037 U	NA	< 0.035 U	NA	< 0.037 U	NA	NA	NA	NA	NA	NA
	Demeton-O	mg/kg	< 0.037 U	NA	< 0.035 U	NA	< 0.037 U	NA	NA	NA	NA	NA	NA
	Demeton-S	mg/kg	< 0.037 U	NA	< 0.035 U	NA	< 0.037 U	NA	NA	NA	NA	NA	NA
	Diazinon	mg/kg	< 0.037 U	NA	< 0.035 U	NA	< 0.037 U	NA	NA	NA	NA	NA	NA
	Dichlorvos	mg/kg	< 0.074 U	NA	< 0.071 U	NA	< 0.074 U	NA	NA	NA	NA	NA	NA
	Dimethoate	mg/kg	< 0.037 UJ	NA	< 0.035 UJ	NA	< 0.037 UJ	NA	NA	NA	NA	NA	NA
	Disulfoton	mg/kg	< 0.037 U	NA	< 0.035 U	NA	< 0.037 U	NA	NA	NA	NA	NA	NA
	EPN	mg/kg	< 0.037 U	NA	< 0.035 U	NA	< 0.037 U	NA	NA	NA	NA	NA	NA
	Ethoprop	mg/kg	< 0.037 U	NA	< 0.035 U	NA	< 0.037 U	NA	NA	NA	NA	NA	NA
	Famphur	mg/kg	< 0.037 U	NA	< 0.035 U	NA	< 0.037 U	NA	NA	NA	NA	NA	NA
	Fensulfothion	mg/kg	< 0.037 U	NA	< 0.035 U	NA	< 0.037 U	NA	NA	NA	NA	NA	NA
	Fenthion	mg/kg	< 0.037 U	NA	< 0.035 U	NA	< 0.037 U	NA	NA	NA	NA	NA	NA
	Malathion	mg/kg	< 0.037 U	NA	< 0.035 U	NA	< 0.037 U	NA	NA	NA	NA	NA	NA
	Merphos	mg/kg	< 0.037 U	NA	< 0.035 U	NA	< 0.037 U	NA	NA	NA	NA	NA	NA
	Methyl parathion	mg/kg	< 0.037 U	NA	< 0.035 U	NA	< 0.037 U	NA	NA	NA	NA	NA	NA
	Mevinphos	mg/kg	< 0.037 U	NA	< 0.035 U	NA	< 0.037 U	NA	NA	NA	NA	NA	NA
	Naled	mg/kg	< 0.037 UJ	NA	< 0.035 UJ	NA	< 0.037 UJ	NA	NA	NA	NA	NA	NA
	Parathion	mg/kg	< 0.037 U	NA	< 0.035 U	NA	< 0.037 U	NA	NA	NA	NA	NA	NA
	Phorate	mg/kg	< 0.037 U	NA	< 0.035 U	NA	< 0.037 U	NA	NA	NA	NA	NA	NA
	Ronnel	mg/kg	< 0.037 U	NA	< 0.035 U	NA	< 0.037 U	NA	NA	NA	NA	NA	NA
	Stirophos	mg/kg	< 0.037 U	NA	< 0.035 U	NA	< 0.037 U	NA	NA	NA	NA	NA	NA
	Sulfotep	mg/kg	< 0.074 U	NA	< 0.071 U	NA	< 0.074 U	NA	NA	NA	NA	NA	NA
	Thionazin	mg/kg	< 0.074 U	NA	< 0.071 U	NA	< 0.074 U	NA	NA	NA	NA	NA	NA
	Tokuthion	mg/kg	< 0.037 U	NA	< 0.035 U	NA	< 0.037 U	NA	NA	NA	NA	NA	NA
	Trichloronate	mg/kg	< 0.037 U	NA	< 0.035 U	NA	< 0.037 U	NA	NA	NA	NA	NA	NA
Organics	Ethanol	mg/kg	< 1.1 U	< 1.1 U	< 1.1 U	NA	< 1.1 U	NA	NA	< 1.5 U	NA	< 1.2 U	
	Ethylene glycol	mg/kg	< 45 U	< 43 U	< 43 U	NA	< 45 U	NA	NA	< 61 U	NA	< 48 U	
	Methanol	mg/kg	R	< 1.1 U	1.3 Z	NA	< 1.1 U	NA	NA	< 1.5 U	NA	0.86 JZ	
PCBs	Aroclor-1016	µg/kg	< 56 U	NA	< 54 U	NA	< 56 U	NA	NA	NA	NA	NA	
	Aroclor-1221	µg/kg	< 56 U	NA	< 54 U	NA	< 56 U	NA	NA	NA	NA	NA	
	Aroclor-1232	µg/kg	< 56 U	NA	< 54 U	NA	< 56 U	NA	NA	NA	NA	NA	
	Aroclor-1242	µg/kg	< 56 U	NA	< 54 U	NA	< 56 U	NA	NA	NA	NA	NA	
	Aroclor-1248	µg/kg	< 56 U	NA	< 54 U	NA	< 56 U	NA	NA	NA	NA	NA	
	Aroclor-1254	µg/kg	< 56 U	NA	< 54 U	NA	< 56 U	NA	NA	NA	NA	NA	
	Aroclor-1260	µg/kg	< 56 U	NA	< 54 U	NA	< 56 U	NA	NA	NA	NA	NA	
Radionuclides	Actinium-228	pCi/g	1.87	NA	1.87	NA	2.24	NA	NA	NA	NA	NA	
	Bismuth-212	pCi/g	1.28	NA	1.18	NA	1.33	NA	NA	NA	NA	NA	
	Gross Alpha	pCi/g	19.9	NA	20.1	NA	18.9	NA	NA	NA	NA	NA	
	Lead-210	pCi/g	< 0.462 UJ	< 0.0735 UJ	< 0.0593 UJ	NA	< 0.294 UJ	NA	NA	< 0.533 UJ	NA	NA	
	Lead-212	pCi/g	1.97	1.79	1.86	NA	2.26	NA	NA	1.50	NA	NA	
	Polonium-210	pCi/g	1.76	NA	0.648	NA	0.623	NA	NA	NA	NA	NA	

**TABLE 2**  
**RECENT SOIL RESULTS FOR BORINGS WITHIN/NEAR PARCEL H<sup>a</sup>**  
**(Page 18 of 28)**

Analytical Method	Chemical Name	Sample Location Sample Date Sample Type Sample Depth Units	M120									
			3/7/2006									
			N	N	N	N	N	N	FD	N	N	N
			0.5	5	10	20	30	40	40	50	60	80
Radionuclides	Protactinium-231	pCi/g	< 0.177 U	NA	< -0.753 U	NA	< 0.00123 U	NA	NA	NA	NA	NA
	Radium-226	pCi/g	1.02	0.907	1.06	NA	1.73	NA	NA	1.34	NA	NA
	Radium-228	pCi/g	1.87	1.86	1.87	NA	2.24	NA	NA	1.45	NA	NA
	Thorium-228	pCi/g	2.01	1.88	1.44	NA	2.06	NA	NA	1.80	NA	NA
	Thorium-230	pCi/g	1.09	1.26	1.13	NA	1.77	NA	NA	1.55	NA	NA
	Thorium-232	pCi/g	1.94	1.99	1.98	NA	1.74	NA	NA	1.28	NA	NA
	Uranium-234	pCi/g	0.962	1.18	1.24	NA	2.00	NA	NA	2.36	NA	NA
	Uranium-235	pCi/g	< -0.00891 U	< 0.0953 U	0.197	NA	0.280	NA	NA	< 0.0797 U	NA	NA
	Uranium-238	pCi/g	0.911	1.16	0.812	NA	1.39	NA	NA	1.97	NA	NA
SVOCs	1,2-Dichlorobenzene	µg/kg	< 370 U	NA	< 350 U	NA	< 370 U	NA	NA	NA	NA	NA
	1,3-Dichlorobenzene	µg/kg	< 370 U	NA	< 350 U	NA	< 370 U	NA	NA	NA	NA	NA
	1,4-Dichlorobenzene	µg/kg	< 370 U	NA	< 350 U	NA	< 370 U	NA	NA	NA	NA	NA
	2,4,5-Trichlorophenol	µg/kg	< 370 U	NA	< 350 U	NA	< 370 U	NA	NA	NA	NA	NA
	2,4,6-Trichlorophenol	µg/kg	< 370 U	NA	< 350 U	NA	< 370 U	NA	NA	NA	NA	NA
	2,4-Dichlorophenol	µg/kg	< 370 U	NA	< 350 U	NA	< 370 U	NA	NA	NA	NA	NA
	2,4-Dimethylphenol	µg/kg	< 370 U	NA	< 350 U	NA	< 370 U	NA	NA	NA	NA	NA
	2,4-Dinitrophenol	µg/kg	< 740 U	NA	< 710 U	NA	< 740 U	NA	NA	NA	NA	NA
	2,4-Dinitrotoluene	µg/kg	< 370 U	NA	< 350 U	NA	< 370 U	NA	NA	NA	NA	NA
	2,6-Dinitrotoluene	µg/kg	< 370 U	NA	< 350 U	NA	< 370 U	NA	NA	NA	NA	NA
	2-Chloronaphthalene	µg/kg	< 370 U	NA	< 350 U	NA	< 370 U	NA	NA	NA	NA	NA
	2-Chlorophenol	µg/kg	< 370 U	NA	< 350 U	NA	< 370 U	NA	NA	NA	NA	NA
	2-Methylnaphthalene	µg/kg	< 22 U	NA	< 21 U	NA	< 22 U	NA	NA	NA	NA	NA
	2-Methylphenol	µg/kg	< 370 U	NA	< 350 U	NA	< 370 U	NA	NA	NA	NA	NA
	2-Nitroaniline	µg/kg	< 370 U	NA	< 350 U	NA	< 370 U	NA	NA	NA	NA	NA
	2-Nitrophenol	µg/kg	< 370 U	NA	< 350 U	NA	< 370 U	NA	NA	NA	NA	NA
	3,3-Dichlorobenzidine	µg/kg	< 370 U	NA	< 350 U	NA	< 370 U	NA	NA	NA	NA	NA
	3-Nitroaniline	µg/kg	< 370 U	NA	< 350 U	NA	< 370 U	NA	NA	NA	NA	NA
	4,6-Dinitro-2-methylphenol	µg/kg	< 740 U	NA	< 710 U	NA	< 740 U	NA	NA	NA	NA	NA
	4-Bromophenyl-phenylether	µg/kg	< 370 U	NA	< 350 U	NA	< 370 U	NA	NA	NA	NA	NA
	4-Chloro-3-methylphenol	µg/kg	< 370 U	NA	< 350 U	NA	< 370 U	NA	NA	NA	NA	NA
	4-Chloroaniline	µg/kg	< 370 U	NA	< 350 U	NA	< 370 U	NA	NA	NA	NA	NA
	4-Chlorophenyl-phenylether	µg/kg	< 370 U	NA	< 350 U	NA	< 370 U	NA	NA	NA	NA	NA
	4-Methylphenol	µg/kg	< 370 U	NA	< 350 U	NA	< 370 U	NA	NA	NA	NA	NA
	4-Nitroaniline	µg/kg	< 370 U	NA	< 350 U	NA	< 370 U	NA	NA	NA	NA	NA
	4-Nitrophenol	µg/kg	< 740 U	NA	< 710 U	NA	< 740 U	NA	NA	NA	NA	NA
	Acenaphthene	µg/kg	< 22 U	NA	< 21 U	NA	< 22 U	NA	NA	NA	NA	NA
	Acenaphthylene	µg/kg	< 22 U	NA	< 21 U	NA	< 22 U	NA	NA	NA	NA	NA
	Anthracene	µg/kg	< 22 U	NA	< 21 U	NA	< 22 U	NA	NA	NA	NA	NA
	Benz(a)anthracene	µg/kg	< 22 U	NA	< 21 U	NA	< 22 U	NA	NA	NA	NA	NA
	Benzo(a)pyrene	µg/kg	< 22 U	NA	< 21 U	NA	< 22 U	NA	NA	NA	NA	NA
	Benzo(b)fluoranthene	µg/kg	< 22 U	NA	< 21 U	NA	< 22 U	NA	NA	NA	NA	NA
	Benzo(g,h,i)perylene	µg/kg	< 22 U	NA	< 21 U	NA	< 22 U	NA	NA	NA	NA	NA
	Benzo(k)fluoranthene	µg/kg	< 22 U	NA	< 21 U	NA	< 22 U	NA	NA	NA	NA	NA
	Benzoic acid	µg/kg	< 930 U	NA	< 890 U	NA	< 930 U	NA	NA	NA	NA	NA

**TABLE 2**  
**RECENT SOIL RESULTS FOR BORINGS WITHIN/NEAR PARCEL H<sup>a</sup>**  
 (Page 19 of 28)

Analytical Method	Chemical Name	Sample Location Sample Date Sample Type Sample Depth Units	M120										
			3/7/2006										
			N	N	N	N	N	N	FD	N	N	N	
			0.5	5	10	20	30	40	40	50	60	80	
SVOCs	Benzyl alcohol	µg/kg	< 370 U	NA	< 350 U	NA	< 370 U	NA	NA	NA	NA	NA	NA
	bis(2-Chloroethoxy)methane	µg/kg	< 370 U	NA	< 350 U	NA	< 370 U	NA	NA	NA	NA	NA	NA
	bis(2-Chloroethyl)ether	µg/kg	< 370 U	NA	< 350 U	NA	< 370 U	NA	NA	NA	NA	NA	NA
	bis(2-Chloroisopropyl)ether	µg/kg	< 370 U	NA	< 350 U	NA	< 370 U	NA	NA	NA	NA	NA	NA
	bis(2-Ethylhexyl)phthalate	µg/kg	< 370 U	NA	< 350 U	NA	< 370 U	NA	NA	NA	NA	NA	NA
	Butyl benzyl phthalate	µg/kg	< 370 U	NA	< 350 U	NA	< 370 U	NA	NA	NA	NA	NA	NA
	Carbazole	µg/kg	< 370 U	NA	< 350 U	NA	< 370 U	NA	NA	NA	NA	NA	NA
	Chrysene	µg/kg	< 22 U	NA	< 21 U	NA	< 22 U	NA	NA	NA	NA	NA	NA
	Dibenz(a,h)anthracene	µg/kg	< 22 U	NA	< 21 U	NA	< 22 U	NA	NA	NA	NA	NA	NA
	Dibenzofuran	µg/kg	< 370 U	NA	< 350 U	NA	< 370 U	NA	NA	NA	NA	NA	NA
	Diethyl phthalate	µg/kg	< 370 U	NA	< 350 U	NA	< 370 U	NA	NA	NA	NA	NA	NA
	Dimethyl phthalate	µg/kg	< 370 U	NA	< 350 U	NA	< 370 U	NA	NA	NA	NA	NA	NA
	Di-n-butyl phthalate	µg/kg	< 370 U	NA	< 350 U	NA	< 370 U	NA	NA	NA	NA	NA	NA
	Di-n-octyl phthalate	µg/kg	< 370 U	NA	< 350 U	NA	< 370 U	NA	NA	NA	NA	NA	NA
	Fluoranthene	µg/kg	< 22 U	NA	< 21 U	NA	< 22 U	NA	NA	NA	NA	NA	NA
	Fluorene	µg/kg	< 22 U	NA	< 21 U	NA	< 22 U	NA	NA	NA	NA	NA	NA
	Hexachlorobenzene	µg/kg	< 22 U	NA	< 21 U	NA	< 22 U	NA	NA	NA	NA	NA	NA
	Hexachlorobutadiene	µg/kg	< 370 U	NA	< 350 U	NA	< 370 U	NA	NA	NA	NA	NA	NA
	Hexachlorocyclopentadiene	µg/kg	< 370 U	NA	< 350 U	NA	< 370 U	NA	NA	NA	NA	NA	NA
	Hexachloroethane	µg/kg	< 370 U	NA	< 350 U	NA	< 370 U	NA	NA	NA	NA	NA	NA
	Indeno(1,2,3-cd)pyrene	µg/kg	< 22 U	NA	< 21 U	NA	< 22 U	NA	NA	NA	NA	NA	NA
	Isophorone	µg/kg	< 370 U	NA	< 350 U	NA	< 370 U	NA	NA	NA	NA	NA	NA
	Naphthalene	µg/kg	< 22 U	NA	< 21 U	NA	< 22 U	NA	NA	NA	NA	NA	NA
	Nitrobenzene	µg/kg	< 370 U	NA	< 350 U	NA	< 370 U	NA	NA	NA	NA	NA	NA
	N-Nitroso-di-N-propylamine	µg/kg	< 370 U	NA	< 350 U	NA	< 370 U	NA	NA	NA	NA	NA	NA
	N-Nitrosodiphenylamine	µg/kg	< 370 U	NA	< 350 U	NA	< 370 U	NA	NA	NA	NA	NA	NA
	Octachlorostyrene	µg/kg	< 930 U	NA	< 890 U	NA	< 930 U	NA	NA	NA	NA	NA	NA
	Pentachlorophenol	µg/kg	< 22 U	NA	< 21 U	NA	< 22 U	NA	NA	NA	NA	NA	NA
	Phenanthrene	µg/kg	< 22 U	NA	< 21 U	NA	< 22 U	NA	NA	NA	NA	NA	NA
	Phenol	µg/kg	< 370 U	NA	< 350 U	NA	< 370 U	NA	NA	NA	NA	NA	NA
Pyrene	µg/kg	< 22 U	NA	< 21 U	NA	< 22 U	NA	NA	NA	NA	NA	NA	
Pyridine	µg/kg	< 930 U	NA	< 890 U	NA	< 930 U	NA	NA	NA	NA	NA	NA	
VOCs	1,1,1,2-Tetrachloroethane	µg/kg	< 6.1 U	< 4.9 U	< 5.2 U	NA	< 4.8 U	NA	NA	< 7.5 U	NA	< 5.2 U	
	1,1,1-Trichloroethane	µg/kg	< 6.1 U	< 4.9 U	< 5.2 U	NA	< 4.8 U	NA	NA	< 7.5 U	NA	< 5.2 U	
	1,1,2,2-Tetrachloroethane	µg/kg	< 6.1 U	< 4.9 U	< 5.2 U	NA	< 4.8 U	NA	NA	< 7.5 U	NA	< 5.2 U	
	1,1,2-Trichloroethane	µg/kg	< 6.1 U	< 4.9 U	< 5.2 U	NA	< 4.8 U	NA	NA	< 7.5 U	NA	< 5.2 U	
	1,1-Dichloroethane	µg/kg	< 6.1 U	< 4.9 U	< 5.2 U	NA	< 4.8 U	NA	NA	< 7.5 U	NA	< 5.2 U	
	1,1-Dichloroethene	µg/kg	< 6.1 U	< 4.9 U	< 5.2 U	NA	< 4.8 U	NA	NA	< 7.5 U	NA	< 5.2 U	
	1,1-Dichloropropene	µg/kg	< 6.1 U	< 4.9 U	< 5.2 U	NA	< 4.8 U	NA	NA	< 7.5 U	NA	< 5.2 U	
	1,2,3-Trichlorobenzene	µg/kg	< 6.1 U	< 4.9 U	< 5.2 U	NA	< 4.8 U	NA	NA	< 7.5 U	NA	< 5.2 U	
	1,2,3-Trichloropropane	µg/kg	< 6.1 U	< 4.9 U	< 5.2 U	NA	< 4.8 U	NA	NA	< 7.5 U	NA	< 5.2 U	
	1,2,4-Trichlorobenzene	µg/kg	< 6.1 U	< 4.9 U	< 5.2 U	NA	< 4.8 U	NA	NA	< 7.5 U	NA	< 5.2 U	
	1,2,4-Trimethylbenzene	µg/kg	< 6.1 U	< 4.9 U	< 5.2 U	NA	< 4.8 U	NA	NA	< 7.5 U	NA	< 5.2 U	
	1,2-Dibromo-3-chloropropane	µg/kg	< 6.1 U	< 4.9 U	< 5.2 U	NA	< 4.8 U	NA	NA	< 7.5 U	NA	< 5.2 U	



**TABLE 2**  
**RECENT SOIL RESULTS FOR BORINGS WITHIN/NEAR PARCEL H<sup>a</sup>**  
 (Page 20 of 28)

Analytical Method	Chemical Name	Sample Location Sample Date Sample Type Sample Depth Units	M120									
			3/7/2006									
			N	N	N	N	N	N	FD	N	N	N
			0.5	5	10	20	30	40	40	50	60	80
VOCs	1,2-Dichlorobenzene	µg/kg	< 6.1 U	< 4.9 U	< 5.2 U	NA	< 4.8 U	NA	NA	< 7.5 U	NA	< 5.2 U
	1,2-Dichloroethane	µg/kg	< 6.1 U	< 4.9 U	< 5.2 U	NA	< 4.8 U	NA	NA	< 7.5 U	NA	< 5.2 U
	1,2-Dichloropropane	µg/kg	< 6.1 U	< 4.9 U	< 5.2 U	NA	< 4.8 U	NA	NA	< 7.5 U	NA	< 5.2 U
	1,3,5-Trimethylbenzene	µg/kg	< 6.1 U	< 4.9 U	< 5.2 U	NA	< 4.8 U	NA	NA	< 7.5 U	NA	< 5.2 U
	1,3-Dichlorobenzene	µg/kg	< 6.1 U	< 4.9 U	< 5.2 U	NA	< 4.8 U	NA	NA	< 7.5 U	NA	< 5.2 U
	1,3-Dichloropropane	µg/kg	< 6.1 U	< 4.9 U	< 5.2 U	NA	< 4.8 U	NA	NA	< 7.5 U	NA	< 5.2 U
	1,4-Dichlorobenzene	µg/kg	< 6.1 U	< 4.9 U	< 5.2 U	NA	< 4.8 U	NA	NA	< 7.5 U	NA	< 5.2 U
	1-Chlorohexane	µg/kg	< 6.1 U	< 4.9 U	< 5.2 U	NA	< 4.8 U	NA	NA	< 7.5 U	NA	< 5.2 U
	2,2-Dichloropropane	µg/kg	< 6.1 U	< 4.9 U	< 5.2 U	NA	< 4.8 U	NA	NA	< 7.5 U	NA	< 5.2 U
	2-Butanone	µg/kg	< 12 U	< 9.8 U	< 10 U	NA	< 9.6 U	NA	NA	10 J	NA	< 10 U
	2-Chlorotoluene	µg/kg	< 6.1 U	< 4.9 U	< 5.2 U	NA	< 4.8 U	NA	NA	< 7.5 U	NA	< 5.2 U
	2-Hexanone	µg/kg	< 12 U	< 9.8 U	< 10 U	NA	< 9.6 U	NA	NA	< 15 U	NA	< 10 U
	2-Methoxy-2-methyl-butane	µg/kg	< 6.1 U	< 4.9 U	< 5.2 U	NA	< 4.8 U	NA	NA	< 7.5 U	NA	< 5.2 U
	4-Chlorotoluene	µg/kg	< 6.1 U	< 4.9 U	< 5.2 U	NA	< 4.8 U	NA	NA	< 7.5 U	NA	< 5.2 U
	4-Isopropyltoluene	µg/kg	< 6.1 U	< 4.9 U	< 5.2 U	NA	< 4.8 U	NA	NA	< 7.5 U	NA	< 5.2 U
	4-Methyl-2-pentanone	µg/kg	< 12 U	< 9.8 U	< 10 U	NA	< 9.6 U	NA	NA	< 15 U	NA	< 10 U
	Acetone	µg/kg	< 12 U	< 9.8 U	< 10 U	NA	< 9.6 U	NA	NA	< 42 U	NA	< 10 U
	Benzene	µg/kg	< 6.1 U	< 4.9 U	< 5.2 U	NA	< 4.8 U	NA	NA	< 7.5 U	NA	< 5.2 U
	Bromobenzene	µg/kg	< 6.1 U	< 4.9 U	< 5.2 U	NA	< 4.8 U	NA	NA	< 7.5 U	NA	< 5.2 U
	Bromochloromethane	µg/kg	< 6.1 U	< 4.9 U	< 5.2 U	NA	< 4.8 U	NA	NA	< 7.5 U	NA	< 5.2 U
	Bromodichloromethane	µg/kg	< 6.1 U	< 4.9 U	< 5.2 U	NA	< 4.8 U	NA	NA	< 7.5 U	NA	< 5.2 U
	Bromoform	µg/kg	< 6.1 U	< 4.9 U	< 5.2 U	NA	< 4.8 U	NA	NA	< 7.5 U	NA	< 5.2 U
	Bromomethane	µg/kg	< 12 U	< 9.8 U	< 10 U	NA	< 9.6 U	NA	NA	< 15 U	NA	< 10 U
	Carbon tetrachloride	µg/kg	< 6.1 U	< 4.9 U	< 5.2 U	NA	< 4.8 U	NA	NA	< 7.5 U	NA	< 5.2 U
	Chlorobenzene	µg/kg	< 6.1 U	< 4.9 U	< 5.2 U	NA	< 4.8 U	NA	NA	< 7.5 U	NA	< 5.2 U
	Chloroethane	µg/kg	< 6.1 U	< 4.9 U	< 5.2 U	NA	< 4.8 U	NA	NA	< 7.5 U	NA	< 5.2 U
	Chloroform	µg/kg	< 6.1 U	< 4.9 U	< 5.2 U	NA	< 4.8 U	NA	NA	< 7.5 U	NA	< 5.2 U
	Chloromethane	µg/kg	< 6.1 U	< 4.9 U	< 5.2 U	NA	< 4.8 U	NA	NA	< 7.5 U	NA	< 5.2 U
	cis-1,2-Dichloroethene	µg/kg	< 6.1 U	< 4.9 U	< 5.2 U	NA	< 4.8 U	NA	NA	< 7.5 U	NA	< 5.2 U
	cis-1,3-Dichloropropene	µg/kg	< 6.1 U	< 4.9 U	< 5.2 U	NA	< 4.8 U	NA	NA	< 7.5 U	NA	< 5.2 U
	Dibromochloromethane	µg/kg	< 6.1 U	< 4.9 U	< 5.2 U	NA	< 4.8 U	NA	NA	< 7.5 U	NA	< 5.2 U
	Dibromomethane	µg/kg	< 6.1 U	< 4.9 U	< 5.2 U	NA	< 4.8 U	NA	NA	< 7.5 U	NA	< 5.2 U
	Dichlorodifluoromethane	µg/kg	< 6.1 U	< 4.9 U	< 5.2 U	NA	< 4.8 U	NA	NA	< 7.5 U	NA	< 5.2 U
	Ethyl t-butyl ether	µg/kg	< 6.1 U	< 4.9 U	< 5.2 U	NA	< 4.8 U	NA	NA	< 7.5 U	NA	< 5.2 U
	Ethylbenzene	µg/kg	< 6.1 U	< 4.9 U	< 5.2 U	NA	< 4.8 U	NA	NA	< 7.5 U	NA	< 5.2 U
	Ethylene dibromide	µg/kg	< 6.1 U	< 4.9 U	< 5.2 U	NA	< 4.8 U	NA	NA	< 7.5 U	NA	< 5.2 U
	Hexachlorobutadiene	µg/kg	< 6.1 U	< 4.9 U	< 5.2 U	NA	< 4.8 U	NA	NA	< 7.5 U	NA	< 5.2 U
	isopropyl ether	µg/kg	< 6.1 U	< 4.9 U	< 5.2 U	NA	< 4.8 U	NA	NA	< 7.5 U	NA	< 5.2 U
	Isopropylbenzene	µg/kg	< 6.1 U	< 4.9 U	< 5.2 U	NA	< 4.8 U	NA	NA	< 7.5 U	NA	< 5.2 U
	Methyl tert butyl ether	µg/kg	< 6.1 U	< 4.9 U	< 5.2 U	NA	< 4.8 U	NA	NA	< 7.5 U	NA	< 5.2 U
Methylene chloride	µg/kg	< 12 U	< 9.8 U	< 10 U	NA	< 9.6 U	NA	NA	< 15 U	NA	< 10 U	
Naphthalene	µg/kg	< 6.1 U	< 4.9 U	< 5.2 U	NA	< 4.8 U	NA	NA	< 7.5 U	NA	< 5.2 U	
n-Butylbenzene	µg/kg	< 6.1 U	< 4.9 U	< 5.2 U	NA	< 4.8 U	NA	NA	< 7.5 U	NA	< 5.2 U	
n-Propylbenzene	µg/kg	< 6.1 U	< 4.9 U	< 5.2 U	NA	< 4.8 U	NA	NA	< 7.5 U	NA	< 5.2 U	

**TABLE 2**  
**RECENT SOIL RESULTS FOR BORINGS WITHIN/NEAR PARCEL H<sup>a</sup>**  
**(Page 21 of 28)**

Analytical Method	Chemical Name	Sample Location Sample Date Sample Type Sample Depth Units	M120									
			3/7/2006									
			N	N	N	N	N	N	FD	N	N	N
			0.5	5	10	20	30	40	40	50	60	80
VOCs	sec-Butylbenzene	µg/kg	< 6.1 U	< 4.9 U	< 5.2 U	NA	< 4.8 U	NA	NA	< 7.5 U	NA	< 5.2 U
	Styrene	µg/kg	< 6.1 U	< 4.9 U	< 5.2 U	NA	< 4.8 U	NA	NA	< 7.5 U	NA	< 5.2 U
	t-Butyl alcohol	µg/kg	R	R	R	NA	R	NA	NA	R	NA	R
	tert-Butylbenzene	µg/kg	< 6.1 U	< 4.9 U	< 5.2 U	NA	< 4.8 U	NA	NA	< 7.5 U	NA	< 5.2 U
	Tetrachloroethene	µg/kg	< 6.1 U	< 4.9 U	< 5.2 U	NA	< 4.8 U	NA	NA	< 7.5 U	NA	< 5.2 U
	Toluene	µg/kg	< 6.1 U	< 4.9 U	< 5.2 U	NA	< 4.8 U	NA	NA	< 7.5 U	NA	< 5.2 U
	trans-1,2-Dichloroethylene	µg/kg	< 6.1 U	< 4.9 U	< 5.2 U	NA	< 4.8 U	NA	NA	< 7.5 U	NA	< 5.2 U
	trans-1,3-Dichloropropene	µg/kg	< 6.1 U	< 4.9 U	< 5.2 U	NA	< 4.8 U	NA	NA	< 7.5 U	NA	< 5.2 U
	Trichloroethene	µg/kg	< 6.1 U	< 4.9 U	< 5.2 U	NA	< 4.8 U	NA	NA	< 7.5 U	NA	< 5.2 U
	Trichlorofluoromethane	µg/kg	< 6.1 U	< 4.9 U	< 5.2 U	NA	< 4.8 U	NA	NA	< 7.5 U	NA	< 5.2 U
	Vinyl chloride	µg/kg	< 6.1 U	< 4.9 U	< 5.2 U	NA	< 4.8 U	NA	NA	< 7.5 U	NA	< 5.2 U
	Xylene (Total)	µg/kg	< 12 U	< 9.8 U	< 10 U	NA	< 9.6 U	NA	NA	< 15 U	NA	< 10 U
	TPH	TPH as diesel	mg/kg	< 11 U	< 11 U	< 11 U	NA	< 11 U	NA	NA	< 15 U	NA
TPH as gasoline		mg/kg	< 0.99 U	< 1.0 U	< 0.98 U	NA	< 1.0 U	NA	NA	< 1.5 U	NA	< 1.0 U
TPH as motor oil		mg/kg	< 11 U	< 11 U	< 11 U	NA	< 11 U	NA	NA	< 15 U	NA	< 12 U
General Chemistry	Alkalinity (as CaCO <sub>3</sub> )	mg/kg	2777	NA	2460	NA	385	NA	NA	NA	NA	NA
	Ammonia (as N)	mg/kg	4.63	NA	2.66	NA	1.22	NA	NA	NA	NA	NA
	Bicarbonate	mg/kg	2777	NA	2460	NA	385	NA	NA	NA	NA	NA
	Carbonate	mg/kg	< 55.9 U	NA	< 53.7 U	NA	< 55.8 U	NA	NA	NA	NA	NA
	Conductivity	umhos/cm	87.4	NA	206	NA	85.5	NA	NA	NA	NA	NA
	Cyanide	mg/kg	< 0.279 U	NA	< 0.269 U	NA	< 0.279 U	NA	NA	NA	NA	NA
	MBAS	mg/kg	< 1.12 U	NA	0.34 J	NA	< 1.12 U	NA	NA	NA	NA	NA
	pH	--	9.13	NA	8.63	NA	9.11	NA	NA	NA	NA	NA
	Sulfide	mg/kg	< 2.23 U	NA	< 2.15 U	NA	< 2.23 U	NA	NA	NA	NA	NA
	Total Organic Carbon	mg/kg	1070 J	NA	< 1070 U	NA	< 1120 U	NA	NA	NA	NA	NA

- a = From Tronox Upgradient Investigation, October
- NA = Not analyzed.
- J = The result is an estimated quantity. The association is not confirmed.
- R = The sample result is rejected and unusable.
- U = The analyte was analyzed for, but was not detected.
- UJ = The analyte was not detected above the sample.
- = Result is biased low
- + = Result is biased high

**TABLE 2**  
**RECENT SOIL RESULTS FOR BORINGS WITHIN/NEAR PARCEL H<sup>a</sup>**  
 (Page 22 of 28)

Analytical Method	Chemical Name	Sample Location Sample Date Sample Type Sample Depth Units	M121										
			3/10/2006										
			N	N	FD	N	N	N	N	N	N	N	N
			0.5	5	5	10	20	30	40	50	60	70	80
Dioxins/Furans	1,2,3,4,6,7,8-HpCDD	pg/g	NA	NA	NA	NA	NA	NA	NA	NA	NA	NA	NA
	1,2,3,4,6,7,8-HpCDF	pg/g	NA	NA	NA	NA	NA	NA	NA	NA	NA	NA	NA
	1,2,3,4,7,8,9-HpCDF	pg/g	NA	NA	NA	NA	NA	NA	NA	NA	NA	NA	NA
	1,2,3,4,7,8-HxCDD	pg/g	NA	NA	NA	NA	NA	NA	NA	NA	NA	NA	NA
	1,2,3,4,7,8-HxCDF	pg/g	NA	NA	NA	NA	NA	NA	NA	NA	NA	NA	NA
	1,2,3,6,7,8-HxCDD	pg/g	NA	NA	NA	NA	NA	NA	NA	NA	NA	NA	NA
	1,2,3,6,7,8-HxCDF	pg/g	NA	NA	NA	NA	NA	NA	NA	NA	NA	NA	NA
	1,2,3,7,8,9-HxCDD	pg/g	NA	NA	NA	NA	NA	NA	NA	NA	NA	NA	NA
	1,2,3,7,8,9-HxCDF	pg/g	NA	NA	NA	NA	NA	NA	NA	NA	NA	NA	NA
	1,2,3,7,8-PeCDD	pg/g	NA	NA	NA	NA	NA	NA	NA	NA	NA	NA	NA
	1,2,3,7,8-PeCDF	pg/g	NA	NA	NA	NA	NA	NA	NA	NA	NA	NA	NA
	2,3,4,6,7,8-HxCDF	pg/g	NA	NA	NA	NA	NA	NA	NA	NA	NA	NA	NA
	2,3,4,7,8-PeCDF	pg/g	NA	NA	NA	NA	NA	NA	NA	NA	NA	NA	NA
	2,3,7,8-TCDD	pg/g	NA	NA	NA	NA	NA	NA	NA	NA	NA	NA	NA
	2,3,7,8-TCDF	pg/g	NA	NA	NA	NA	NA	NA	NA	NA	NA	NA	NA
	OCDD	pg/g	NA	NA	NA	NA	NA	NA	NA	NA	NA	NA	NA
	OCDF	pg/g	NA	NA	NA	NA	NA	NA	NA	NA	NA	NA	NA
Ions	Bromide	mg/kg	NA	NA	NA	NA	NA	NA	NA	NA	NA	NA	NA
	Chlorate	mg/kg	NA	NA	NA	NA	NA	< 10.6 U	NA	< 10.6 U	NA	NA	NA
	Chloride	mg/kg	NA	NA	NA	NA	NA	162	NA	45.7	NA	NA	NA
	Fluoride	mg/kg	NA	NA	NA	NA	NA	NA	NA	NA	NA	NA	NA
	Nitrate (as N)	mg/kg	NA	NA	NA	NA	NA	4.25	NA	< 1.06 U	NA	NA	NA
	Nitrite	mg/kg	NA	NA	NA	NA	NA	< 1.06 U	NA	< 1.06 U	NA	NA	NA
	ortho-Phosphate	mg/kg	NA	NA	NA	NA	NA	NA	NA	NA	NA	NA	NA
	Residual chlorine	mg/kg	NA	NA	NA	NA	NA	NA	NA	NA	NA	NA	NA
	Sulfate	mg/kg	NA	NA	NA	NA	NA	293	NA	56.9	NA	NA	NA
Sulfite	mg/kg	NA	NA	NA	NA	NA	NA	NA	NA	NA	NA	NA	
Perchlorate	Perchlorate	µg/kg	42.6	3610	3010	< 42.4 U	< 41.5 U	< 42.5 U	< 43.9 U	< 42.6 U	< 48.7 U	NA	116
Metals	Aluminum	mg/kg	6610	8000	8410	8890	6390	8060	7140	8380	12600	NA	16800
	Antimony	mg/kg	0.174 J	< 0.557 U	0.328 J	< 0.53 U	< 0.519 U	0.13 J	< 0.549 U	< 0.532 U	< 0.608 U	NA	< 0.69 U
	Arsenic	mg/kg	4.4	3.96	3.8	3.38	2.34	3.37	5.38	9.79	15.4	NA	26.6
	Barium	mg/kg	200	136	145	187	150	145	86.7	153	201	NA	80.7
	Beryllium	mg/kg	0.418 J	0.483 J	0.517 J	0.605	0.394 J	0.523 J	0.429 J	0.407 J	0.667	NA	0.804
	Boron	mg/kg	13.6	< 11.1 U	< 11 U	< 10.6 U	< 10.4 U	< 10.6 U	7.33 J	8.79 J	12 J	NA	21.4
	Cadmium	mg/kg	0.6	0.388 J	0.367 J	0.424 J	0.284 J	0.412 J	0.274 J	0.329 J	0.458 J	NA	0.473 J
	Calcium	mg/kg	24000	64400	50300	30900	14800	25000	4830	5110	12900	NA	5460
	Chromium	mg/kg	9.43	8.28	9.99	11	8.23	10	8	9.51	20.3	NA	25.7
	Cobalt	mg/kg	6.89	6	6.44	7.02	6.43	6.72	3.88	6.55	6.65	NA	7.37
	Copper	mg/kg	367	13.2	14.1	26.5	36.9	61.5	37.9	34.8	14.7	NA	16.1
	Hexavalent chromium	mg/kg	< 0.522 U	< 0.557 U	< 0.552 U	< 0.53 U	< 0.519 U	< 0.531 U	< 0.549 U	< 0.532 U	< 0.608 U	NA	< 0.69 U
	Iron	mg/kg	8740	9410	10500	11500	8020	12200	6070	8710	12500	NA	15900
	Lead	mg/kg	50.8	5.99	5.93	7.25	6.12	6.48	5.1	6.95	7.56	NA	8.59
	Magnesium	mg/kg	8130	10800	12600	10000	6530	8520	7120	8500	14500	NA	22000
	Manganese	mg/kg	684	253	260	298	355	254	100	173	454	NA	327







**TABLE 2**  
**RECENT SOIL RESULTS FOR BORINGS WITHIN/NEAR PARCEL H<sup>a</sup>**  
 (Page 26 of 28)

Analytical Method	Chemical Name	Sample Location Sample Date Sample Type Sample Depth Units	M121										
			3/10/2006										
			N	N	FD	N	N	N	N	N	N	N	N
			0.5	5	5	10	20	30	40	50	60	70	80
SVOCs	Benzyl alcohol	µg/kg	NA	NA	NA	NA	NA	NA	NA	NA	NA	NA	NA
	bis(2-Chloroethoxy)methane	µg/kg	NA	NA	NA	NA	NA	NA	NA	NA	NA	NA	NA
	bis(2-Chloroethyl)ether	µg/kg	NA	NA	NA	NA	NA	NA	NA	NA	NA	NA	NA
	bis(2-Chloroisopropyl)ether	µg/kg	NA	NA	NA	NA	NA	NA	NA	NA	NA	NA	NA
	bis(2-Ethylhexyl)phthalate	µg/kg	NA	NA	NA	NA	NA	NA	NA	NA	NA	NA	NA
	Butyl benzyl phthalate	µg/kg	NA	NA	NA	NA	NA	NA	NA	NA	NA	NA	NA
	Carbazole	µg/kg	NA	NA	NA	NA	NA	NA	NA	NA	NA	NA	NA
	Chrysene	µg/kg	NA	NA	NA	NA	NA	NA	NA	NA	NA	NA	NA
	Dibenz(a,h)anthracene	µg/kg	NA	NA	NA	NA	NA	NA	NA	NA	NA	NA	NA
	Dibenzofuran	µg/kg	NA	NA	NA	NA	NA	NA	NA	NA	NA	NA	NA
	Diethyl phthalate	µg/kg	NA	NA	NA	NA	NA	NA	NA	NA	NA	NA	NA
	Dimethyl phthalate	µg/kg	NA	NA	NA	NA	NA	NA	NA	NA	NA	NA	NA
	Di-n-butyl phthalate	µg/kg	NA	NA	NA	NA	NA	NA	NA	NA	NA	NA	NA
	Di-n-octyl phthalate	µg/kg	NA	NA	NA	NA	NA	NA	NA	NA	NA	NA	NA
	Fluoranthene	µg/kg	NA	NA	NA	NA	NA	NA	NA	NA	NA	NA	NA
	Fluorene	µg/kg	NA	NA	NA	NA	NA	NA	NA	NA	NA	NA	NA
	Hexachlorobenzene	µg/kg	NA	NA	NA	NA	NA	NA	NA	NA	NA	NA	NA
	Hexachlorobutadiene	µg/kg	NA	NA	NA	NA	NA	NA	NA	NA	NA	NA	NA
	Hexachlorocyclopentadiene	µg/kg	NA	NA	NA	NA	NA	NA	NA	NA	NA	NA	NA
	Hexachloroethane	µg/kg	NA	NA	NA	NA	NA	NA	NA	NA	NA	NA	NA
	Indeno(1,2,3-cd)pyrene	µg/kg	NA	NA	NA	NA	NA	NA	NA	NA	NA	NA	NA
	Isophorone	µg/kg	NA	NA	NA	NA	NA	NA	NA	NA	NA	NA	NA
	Naphthalene	µg/kg	NA	NA	NA	NA	NA	NA	NA	NA	NA	NA	NA
	Nitrobenzene	µg/kg	NA	NA	NA	NA	NA	NA	NA	NA	NA	NA	NA
	N-Nitroso-di-N-propylamine	µg/kg	NA	NA	NA	NA	NA	NA	NA	NA	NA	NA	NA
	N-Nitrosodiphenylamine	µg/kg	NA	NA	NA	NA	NA	NA	NA	NA	NA	NA	NA
	Octachlorostyrene	µg/kg	NA	NA	NA	NA	NA	NA	NA	NA	NA	NA	NA
	Pentachlorophenol	µg/kg	NA	NA	NA	NA	NA	NA	NA	NA	NA	NA	NA
	Phenanthrene	µg/kg	NA	NA	NA	NA	NA	NA	NA	NA	NA	NA	NA
	Phenol	µg/kg	NA	NA	NA	NA	NA	NA	NA	NA	NA	NA	NA
Pyrene	µg/kg	NA	NA	NA	NA	NA	NA	NA	NA	NA	NA	NA	
Pyridine	µg/kg	NA	NA	NA	NA	NA	NA	NA	NA	NA	NA	NA	
VOCs	1,1,1,2-Tetrachloroethane	µg/kg	< 5.1 U	< 6.1 U	< 5.5 U	< 4.8 U	NA	< 4.7 U	NA	< 4.7 U	< 5.8 U	< 5.9 U	< 9 U
	1,1,1-Trichloroethane	µg/kg	< 5.1 U	< 6.1 U	< 5.5 U	< 4.8 U	NA	< 4.7 U	NA	< 4.7 U	< 5.8 U	< 5.9 U	< 9 U
	1,1,2,2-Tetrachloroethane	µg/kg	< 5.1 U	< 6.1 U	< 5.5 U	< 4.8 U	NA	< 4.7 U	NA	< 4.7 U	< 5.8 U	< 5.9 U	< 9 U
	1,1,2-Trichloroethane	µg/kg	< 5.1 U	< 6.1 U	< 5.5 U	< 4.8 U	NA	< 4.7 U	NA	< 4.7 U	< 5.8 U	< 5.9 U	< 9 U
	1,1-Dichloroethane	µg/kg	< 5.1 U	< 6.1 U	< 5.5 U	< 4.8 U	NA	< 4.7 U	NA	< 4.7 U	< 5.8 U	< 5.9 U	< 9 U
	1,1-Dichloroethene	µg/kg	< 5.1 U	< 6.1 U	< 5.5 U	< 4.8 U	NA	< 4.7 U	NA	< 4.7 U	< 5.8 U	< 5.9 U	< 9 U
	1,1-Dichloropropene	µg/kg	< 5.1 U	< 6.1 U	< 5.5 U	< 4.8 U	NA	< 4.7 U	NA	< 4.7 U	< 5.8 U	< 5.9 U	< 9 U
	1,2,3-Trichlorobenzene	µg/kg	< 5.1 U	< 6.1 U	< 5.5 U	< 4.8 U	NA	< 4.7 U	NA	< 4.7 U	< 5.8 U	< 5.9 U	< 9 U
	1,2,3-Trichloropropane	µg/kg	< 5.1 U	< 6.1 U	< 5.5 U	< 4.8 U	NA	< 4.7 U	NA	< 4.7 U	< 5.8 U	< 5.9 U	< 9 U
	1,2,4-Trichlorobenzene	µg/kg	< 5.1 U	< 6.1 U	< 5.5 U	< 4.8 U	NA	< 4.7 U	NA	< 4.7 U	< 5.8 U	< 5.9 U	< 9 U
	1,2,4-Trimethylbenzene	µg/kg	< 5.1 U	< 6.1 U	< 5.5 U	< 4.8 U	NA	< 4.7 U	NA	< 4.7 U	< 5.8 U	< 5.9 U	< 9 U
	1,2-Dibromo-3-chloropropane	µg/kg	< 5.1 U	< 6.1 U	< 5.5 U	< 4.8 U	NA	< 4.7 U	NA	< 4.7 U	< 5.8 U	< 5.9 U	< 9 U

**TABLE 2**  
**RECENT SOIL RESULTS FOR BORINGS WITHIN/NEAR PARCEL H<sup>a</sup>**  
 (Page 27 of 28)

Analytical Method	Chemical Name	Sample Location Sample Date Sample Type Sample Depth Units	M121										
			3/10/2006										
			N	N	FD	N	N	N	N	N	N	N	N
			0.5	5	5	10	20	30	40	50	60	70	80
VOCs	1,2-Dichlorobenzene	µg/kg	< 5.1 U	< 6.1 U	< 5.5 U	< 4.8 U	NA	< 4.7 U	NA	< 4.7 U	< 5.8 U	< 5.9 U	< 9 U
	1,2-Dichloroethane	µg/kg	< 5.1 U	< 6.1 U	< 5.5 U	< 4.8 U	NA	< 4.7 U	NA	< 4.7 U	< 5.8 U	< 5.9 U	< 9 U
	1,2-Dichloropropane	µg/kg	< 5.1 U	< 6.1 U	< 5.5 U	< 4.8 U	NA	< 4.7 U	NA	< 4.7 U	< 5.8 U	< 5.9 U	< 9 U
	1,3,5-Trimethylbenzene	µg/kg	< 5.1 U	< 6.1 U	< 5.5 U	< 4.8 U	NA	< 4.7 U	NA	< 4.7 U	< 5.8 U	< 5.9 U	< 9 U
	1,3-Dichlorobenzene	µg/kg	< 5.1 U	< 6.1 U	< 5.5 U	< 4.8 U	NA	< 4.7 U	NA	< 4.7 U	< 5.8 U	< 5.9 U	< 9 U
	1,3-Dichloropropane	µg/kg	< 5.1 U	< 6.1 U	< 5.5 U	< 4.8 U	NA	< 4.7 U	NA	< 4.7 U	< 5.8 U	< 5.9 U	< 9 U
	1,4-Dichlorobenzene	µg/kg	< 5.1 U	< 6.1 U	< 5.5 U	< 4.8 U	NA	< 4.7 U	NA	< 4.7 U	< 5.8 U	< 5.9 U	< 9 U
	1-Chlorohexane	µg/kg	< 5.1 U	< 6.1 U	< 5.5 U	< 4.8 U	NA	< 4.7 U	NA	< 4.7 U	< 5.8 U	< 5.9 U	< 9 U
	2,2-Dichloropropane	µg/kg	< 5.1 U	< 6.1 U	< 5.5 U	< 4.8 U	NA	< 4.7 U	NA	< 4.7 U	< 5.8 U	< 5.9 U	< 9 U
	2-Butanone	µg/kg	< 10 U	< 12 U	< 11 U	< 9.7 U	NA	< 9.4 U	NA	< 9.5 U	< 12 U	< 12 U	< 18 U
	2-Chlorotoluene	µg/kg	< 5.1 U	< 6.1 U	< 5.5 U	< 4.8 U	NA	< 4.7 U	NA	< 4.7 U	< 5.8 U	< 5.9 U	< 9 U
	2-Hexanone	µg/kg	< 10 U	< 12 U	< 11 U	< 9.7 U	NA	< 9.4 U	NA	< 9.5 U	< 12 U	< 12 U	< 18 U
	2-Methoxy-2-methyl-butane	µg/kg	< 5.1 U	< 6.1 U	< 5.5 U	< 4.8 U	NA	< 4.7 U	NA	< 4.7 U	< 5.8 U	< 5.9 U	< 9 U
	4-Chlorotoluene	µg/kg	< 5.1 U	< 6.1 U	< 5.5 U	< 4.8 U	NA	< 4.7 U	NA	< 4.7 U	< 5.8 U	< 5.9 U	< 9 U
	4-Isopropyltoluene	µg/kg	< 5.1 U	< 6.1 U	< 5.5 U	< 4.8 U	NA	< 4.7 U	NA	< 4.7 U	< 5.8 U	< 5.9 U	< 9 U
	4-Methyl-2-pentanone	µg/kg	< 10 U	< 12 U	< 11 U	< 9.7 U	NA	< 9.4 U	NA	< 9.5 U	< 12 U	< 12 U	< 18 U
	Acetone	µg/kg	< 10 U	6.5 J	5.6 J	< 9.7 U	NA	< 14 U	NA	< 9.5 U	< 12 U	< 12 U	< 18 U
	Benzene	µg/kg	< 5.1 U	< 6.1 U	< 5.5 U	< 4.8 U	NA	< 4.7 U	NA	< 4.7 U	< 5.8 U	< 5.9 U	< 9 U
	Bromobenzene	µg/kg	< 5.1 U	< 6.1 U	< 5.5 U	< 4.8 U	NA	< 4.7 U	NA	< 4.7 U	< 5.8 U	< 5.9 U	< 9 U
	Bromochloromethane	µg/kg	< 5.1 U	< 6.1 U	< 5.5 U	< 4.8 U	NA	< 4.7 U	NA	< 4.7 U	< 5.8 U	< 5.9 U	< 9 U
	Bromodichloromethane	µg/kg	< 5.1 U	< 6.1 U	< 5.5 U	< 4.8 U	NA	< 4.7 U	NA	< 4.7 U	< 5.8 U	< 5.9 U	< 9 U
	Bromoform	µg/kg	< 5.1 U	< 6.1 U	< 5.5 U	< 4.8 U	NA	< 4.7 U	NA	< 4.7 U	< 5.8 U	< 5.9 U	< 9 U
	Bromomethane	µg/kg	< 10 U	< 12 U	< 11 U	< 9.7 U	NA	< 9.4 U	NA	< 9.5 U	< 12 U	< 12 U	< 18 U
	Carbon tetrachloride	µg/kg	< 5.1 U	< 6.1 U	< 5.5 U	< 4.8 U	NA	< 4.7 U	NA	< 4.7 U	< 5.8 U	< 5.9 U	< 9 U
	Chlorobenzene	µg/kg	< 5.1 U	< 6.1 U	< 5.5 U	< 4.8 U	NA	< 4.7 U	NA	< 4.7 U	< 5.8 U	< 5.9 U	< 9 U
	Chloroethane	µg/kg	< 5.1 U	< 6.1 U	< 5.5 U	< 4.8 U	NA	< 4.7 U	NA	< 4.7 U	< 5.8 U	< 5.9 U	< 9 U
	Chloroform	µg/kg	< 5.1 U	< 6.1 U	< 5.5 U	< 4.8 U	NA	< 4.7 U	NA	< 4.7 U	< 5.8 U	< 5.9 U	< 9 U
	Chloromethane	µg/kg	< 5.1 U	< 6.1 U	< 5.5 U	< 4.8 U	NA	< 4.7 U	NA	< 4.7 U	< 5.8 U	< 5.9 U	< 9 U
	cis-1,2-Dichloroethene	µg/kg	< 5.1 U	< 6.1 U	< 5.5 U	< 4.8 U	NA	< 4.7 U	NA	< 4.7 U	< 5.8 U	< 5.9 U	< 9 U
	cis-1,3-Dichloropropene	µg/kg	< 5.1 U	< 6.1 U	< 5.5 U	< 4.8 U	NA	< 4.7 U	NA	< 4.7 U	< 5.8 U	< 5.9 U	< 9 U
	Dibromochloromethane	µg/kg	< 5.1 U	< 6.1 U	< 5.5 U	< 4.8 U	NA	< 4.7 U	NA	< 4.7 U	< 5.8 U	< 5.9 U	< 9 U
	Dibromomethane	µg/kg	< 5.1 U	< 6.1 U	< 5.5 U	< 4.8 U	NA	< 4.7 U	NA	< 4.7 U	< 5.8 U	< 5.9 U	< 9 U
	Dichlorodifluoromethane	µg/kg	< 5.1 U	< 6.1 U	< 5.5 U	< 4.8 U	NA	< 4.7 U	NA	< 4.7 U	< 5.8 U	< 5.9 U	< 9 U
	Ethyl t-butyl ether	µg/kg	< 5.1 U	< 6.1 U	< 5.5 U	< 4.8 U	NA	< 4.7 U	NA	< 4.7 U	< 5.8 U	< 5.9 U	< 9 U
	Ethylbenzene	µg/kg	< 5.1 U	< 6.1 U	< 5.5 U	< 4.8 U	NA	< 4.7 U	NA	< 4.7 U	< 5.8 U	< 5.9 U	< 9 U
	Ethylene dibromide	µg/kg	< 5.1 U	< 6.1 U	< 5.5 U	< 4.8 U	NA	< 4.7 U	NA	< 4.7 U	< 5.8 U	< 5.9 U	< 9 U
	Hexachlorobutadiene	µg/kg	< 5.1 U	< 6.1 U	< 5.5 U	< 4.8 U	NA	< 4.7 U	NA	< 4.7 U	< 5.8 U	< 5.9 U	< 9 U
	isopropyl ether	µg/kg	< 5.1 U	< 6.1 U	< 5.5 U	< 4.8 U	NA	< 4.7 U	NA	< 4.7 U	< 5.8 U	< 5.9 U	< 9 U
	Isopropylbenzene	µg/kg	< 5.1 U	< 6.1 U	< 5.5 U	< 4.8 U	NA	< 4.7 U	NA	< 4.7 U	< 5.8 U	< 5.9 U	< 9 U
	Methyl tert butyl ether	µg/kg	< 5.1 U	< 6.1 U	< 5.5 U	< 4.8 U	NA	< 4.7 U	NA	< 4.7 U	< 5.8 U	< 5.9 U	< 9 U
Methylene chloride	µg/kg	< 10 U	< 12 U	< 11 U	< 9.7 U	NA	< 9.4 U	NA	< 9.5 U	< 12 U	< 12 U	4.5 J	
Naphthalene	µg/kg	< 5.1 U	< 6.1 U	< 5.5 U	< 4.8 U	NA	< 4.7 U	NA	< 4.7 U	< 5.8 U	< 5.9 U	< 9 U	
n-Butylbenzene	µg/kg	< 5.1 U	< 6.1 U	< 5.5 U	< 4.8 U	NA	< 4.7 U	NA	< 4.7 U	< 5.8 U	< 5.9 U	< 9 U	
n-Propylbenzene	µg/kg	< 5.1 U	< 6.1 U	< 5.5 U	< 4.8 U	NA	< 4.7 U	NA	< 4.7 U	< 5.8 U	< 5.9 U	< 9 U	



**TABLE 2**  
**RECENT SOIL RESULTS FOR BORINGS WITHIN/NEAR PARCEL H<sup>a</sup>**  
 (Page 28 of 28)

Analytical Method	Chemical Name	Sample Location Sample Date Sample Type Sample Depth Units	M121										
			3/10/2006										
			N	N	FD	N	N	N	N	N	N	N	N
			0.5	5	5	10	20	30	40	50	60	70	80
VOCs	sec-Butylbenzene	µg/kg	< 5.1 U	< 6.1 U	< 5.5 U	< 4.8 U	NA	< 4.7 U	NA	< 4.7 U	< 5.8 U	< 5.9 U	< 9 U
	Styrene	µg/kg	< 5.1 U	< 6.1 U	< 5.5 U	< 4.8 U	NA	< 4.7 U	NA	< 4.7 U	< 5.8 U	< 5.9 U	< 9 U
	t-Butyl alcohol	µg/kg	R	R	R	R	NA	R	NA	R	R	R	R
	tert-Butylbenzene	µg/kg	< 5.1 U	< 6.1 U	< 5.5 U	< 4.8 U	NA	< 4.7 U	NA	< 4.7 U	< 5.8 U	< 5.9 U	< 9 U
	Tetrachloroethene	µg/kg	< 5.1 U	< 6.1 U	< 5.5 U	< 4.8 U	NA	< 4.7 U	NA	< 4.7 U	< 5.8 U	< 5.9 U	< 9 U
	Toluene	µg/kg	< 5.1 U	< 6.1 U	< 5.5 U	< 4.8 U	NA	< 4.7 U	NA	< 4.7 U	< 5.8 U	< 5.9 U	< 9 U
	trans-1,2-Dichloroethylene	µg/kg	< 5.1 U	< 6.1 U	< 5.5 U	< 4.8 U	NA	< 4.7 U	NA	< 4.7 U	< 5.8 U	< 5.9 U	< 9 U
	trans-1,3-Dichloropropene	µg/kg	< 5.1 U	< 6.1 U	< 5.5 U	< 4.8 U	NA	< 4.7 U	NA	< 4.7 U	< 5.8 U	< 5.9 U	< 9 U
	Trichloroethene	µg/kg	< 5.1 U	< 6.1 U	< 5.5 U	< 4.8 U	NA	< 4.7 U	NA	< 4.7 U	< 5.8 U	< 5.9 U	< 9 U
	Trichlorofluoromethane	µg/kg	< 5.1 U	< 6.1 U	< 5.5 U	< 4.8 U	NA	< 4.7 U	NA	< 4.7 U	< 5.8 U	< 5.9 U	< 9 U
	Vinyl chloride	µg/kg	< 5.1 U	< 6.1 U	< 5.5 U	< 4.8 U	NA	< 4.7 U	NA	< 4.7 U	< 5.8 U	< 5.9 U	< 9 U
	Xylene (Total)	µg/kg	< 10 U	< 12 U	< 11 U	< 9.7 U	NA	< 9.4 U	NA	< 9.5 U	< 12 U	< 12 U	< 18 U
TPH	TPH as diesel	mg/kg	290	< 11 U	< 11 U	< 11 U	NA	9 J	NA	< 11 U	< 12 U	< 13 U	< 14 U
	TPH as gasoline	mg/kg	< 1.1 U	< 1.2 U	< 1.1 U	< 0.9 U	NA	< 0.93 U	NA	< 0.99 U	< 1.1 U	< 1.2 U	< 1.3 U
	TPH as motor oil	mg/kg	800	< 11 U	< 11 U	< 11 U	NA	< 11 U	NA	< 11 U	< 12 U	< 13 U	< 14 U
General Chemistry	Alkalinity (as CaCO <sub>3</sub> )	mg/kg	NA	NA	NA	NA	NA	548	NA	369	NA	NA	NA
	Ammonia (as N)	mg/kg	NA	NA	NA	NA	NA	NA	NA	NA	NA	NA	NA
	Bicarbonate	mg/kg	NA	NA	NA	NA	NA	548	NA	369	NA	NA	NA
	Carbonate	mg/kg	NA	NA	NA	NA	NA	< 53.1 U	NA	< 53.2 U	NA	NA	NA
	Conductivity	umhos/cm	NA	NA	NA	NA	NA	399	NA	127	NA	NA	NA
	Cyanide	mg/kg	NA	NA	NA	NA	NA	< 0.265 U	NA	< 0.266 U	NA	NA	NA
	MBAS	mg/kg	NA	NA	NA	NA	NA	NA	NA	NA	NA	NA	NA
	pH	--	NA	NA	NA	NA	NA	8.91	NA	8.79	NA	NA	NA
	Sulfide	mg/kg	NA	NA	NA	NA	NA	NA	NA	NA	NA	NA	NA
	Total Organic Carbon	mg/kg	NA	NA	NA	NA	NA	NA	NA	NA	NA	NA	NA

a = From Tronox Upgradient Investigation, October  
 NA = Not analyzed.  
 J = The result is an estimated quantity. The association is not statistically significant.  
 R = The sample result is rejected and unusable.  
 U = The analyte was analyzed for, but was not detected above the sample.  
 UJ = The analyte was not detected above the sample.  
 - = Result is biased low  
 + = Result is biased high

**TABLE 3**  
**PROJECT LIST OF ANALYTES FOR PARCEL H – SOIL**  
 (Page 1 of 9)

Parameter of Interest	Analytical Method	Compound List	CAS Number	Tronox SRC	Soil Sample Analysis	
					Surface (0 ft bgs)	Subsurface (10 ft bgs)
Ions	EPA 300.0/300.1	Bromide	24959-67-9		X	X
		Bromine	7726-95-6		X	X
		Chlorate	14866-68-3	X	X	X
		Chloride	16887-00-6	X	X	X
		Chlorine (soluble)	7782-50-5	X	X	X
		Chlorite	14998-27-7		X	X
		Fluoride	16984-48-8		X	X
		Nitrate (as N)	14797-55-8	X	X	X
		Nitrite (as N)	14797-65-0		X	X
		Orthophosphate	14265-44-2	X	X	X
		Sulfate	14808-79-8	X	X	X
	EPA 314.0	Perchlorate	14797-73-0	X	X	X
Polychlorinated Dibenzodioxins/ Dibenzofurans	EPA 8290	1,2,3,4,6,7,8,9-Octachlorodibenzofuran	39001-02-0	X	X	
		1,2,3,4,6,7,8,9-Octachlorodibenzo-p-dioxin	3268-87-9	X	X	
		1,2,3,4,6,7,8-Heptachlorodibenzofuran	67562-39-4	X	X	
		1,2,3,4,6,7,8-Heptachlorodibenzo-p-dioxin	35822-46-9	X	X	
		1,2,3,4,7,8,9-Heptachlorodibenzofuran	55673-89-7	X	X	
		1,2,3,4,7,8-Hexachlorodibenzofuran	70648-26-9	X	X	
		1,2,3,4,7,8-Hexachlorodibenzo-p-dioxin	39227-28-6	X	X	
		1,2,3,6,7,8-Hexachlorodibenzofuran	57117-44-9	X	X	
		1,2,3,6,7,8-Hexachlorodibenzo-p-dioxin	57653-85-7	X	X	
		1,2,3,7,8,9-Hexachlorodibenzofuran	72918-21-9	X	X	
		1,2,3,7,8,9-Hexachlorodibenzo-p-dioxin	19408-74-3	X	X	
		1,2,3,7,8-Pentachlorodibenzofuran	57117-41-6	X	X	
		1,2,3,7,8-Pentachlorodibenzo-p-dioxin	40321-76-4	X	X	
		2,3,4,6,7,8-Hexachlorodibenzofuran	60851-34-5	X	X	
		2,3,4,7,8-Pentachlorodibenzofuran	57117-31-4	X	X	
		2,3,7,8-Tetrachlorodibenzofuran	51207-31-9	X	X	
2,3,7,8-Tetrachlorodibenzo-p-dioxin	1746-01-6	X	X			
Asbestos	Elutriator/TEM Method 540	Asbestos	1332-21-4	X	X	
Metals	EPA 6020/6010B	Aluminum	7429-90-5	X	X	X
		Antimony	7440-36-0	X	X	X
		Arsenic	7440-38-2	X	X	X
		Barium	7440-39-3	X	X	X
		Beryllium	7440-41-7	X	X	X
		Boron	7440-42-8	X	X	X
		Cadmium	7440-43-9	X	X	X
		Calcium	7440-70-2	X	X	X

**TABLE 3**  
**PROJECT LIST OF ANALYTES FOR PARCEL H – SOIL**  
 (Page 2 of 9)

Parameter of Interest	Analytical Method	Compound List	CAS Number	Tronox SRC	Soil Sample Analysis	
					Surface (0 ft bgs)	Subsurface (10 ft bgs)
Metals (continued)	EPA 6020/6010B	Chromium	7440-47-3	X	X	X
		Cobalt	7440-48-4	X	X	X
		Copper	7440-50-8	X	X	X
		Iron	7439-89-6	X	X	X
		Lead	7439-92-1	X	X	X
		Lithium	1313-13-9		X	X
		Magnesium	7439-95-4	X	X	X
		Manganese	7439-96-5	X	X	X
		Molybdenum	7439-98-7	X	X	X
		Nickel	7440-02-0	X	X	X
		Niobium	7440-03-1		X	X
		Palladium	7440-05-3		X	X
		Phosphorus	7723-14-0	X	X	X
		Platinum	7440-06-4	X	X	X
		Potassium	7440-09-7	X	X	X
		Selenium	7782-49-2	X	X	X
		Silicon	7440-21-3	X	X	X
		Silver	7440-22-4	X	X	X
		Sodium	7440-23-5	X	X	X
		Strontium	7440-24-6	X	X	X
		Sulfur	7704-34-9		X	X
		Thallium	7440-28-0	X	X	X
		Tin	7440-31-5	X	X	X
		Titanium	7440-32-6	X	X	X
		Tungsten	7440-33-7	X	X	X
		Uranium	7440-61-1	X	X	X
	Vanadium	7440-62-2	X	X	X	
	Zinc	7440-66-6	X	X	X	
	Zirconium	7440-67-7		X	X	
		EPA 7470A/7471A	Mercury		X	X
	EPA 7196A	Chromium (VI)	18540-29-9	X	X	X
Organophosphorous Pesticides	EPA 8141A	Azinphos-ethyl	264-27-19	X		
		Azinphos-methyl	86-50-0	X		
		Carbophenothion	786-19-6	X		
		Chlorpyrifos	2921-88-2	X		
		Coumaphos	56-72-4	X		
		Demeton-O	298-03-3	X		
		Demeton-S	126-75-0	X		

**TABLE 3**  
**PROJECT LIST OF ANALYTES FOR PARCEL H – SOIL**  
 (Page 3 of 9)

Parameter of Interest	Analytical Method	Compound List	CAS Number	Tronox SRC	Soil Sample Analysis	
					Surface (0 ft bgs)	Subsurface (10 ft bgs)
Organophosphorous Pesticides (continued)	EPA 8141A	Diazinon	333-41-5	X		
		Dichlorvos	62-73-7	X		
		Dimethoate	60-51-5	X		
		Disulfoton	298-04-4	X		
		EPN	2104-64-5	X		
		Ethoprop	13194-48-4	X		
		Ethyl parathion	56-38-2	X		
		Fampphur	52-85-7	X		
		Fenthion	55-38-9	X		
		Malathion	121-75-5	X		
		Methyl carbophenothion	953-17-3	X		
		Methyl parathion	298-00-0	X		
		Mevinphos	7786-34-7	X		
		Naled	300-76-5	X		
		O,O,O-Triethyl phosphorothioate (TEPP)	297-97-2	X		
		Phorate	298-02-2	X		
		Phosmet	732-11-6	X		
		Ronnel	299-84-3	X		
		Stirophos (Tetrachlorovinphos)	22248-79-9	X		
		Sulfotep	3689-24-5	X		
Organochlorine Pesticides	EPA 8081A	2,4-DDD	53-19-0	X	X	X
		2,4-DDE	3424-82-6	X	X	X
		4,4-DDD	72-54-8	X	X	X
		4,4-DDE	72-55-9	X	X	X
		4,4-DDT	50-29-3	X	X	X
		Aldrin	309-00-2	X	X	X
		alpha-BHC	319-84-6	X	X	X
		alpha-Chlordane	5103-71-9	X	X	X
		beta-BHC	319-85-7	X	X	X
		Chlordane	57-74-9	X	X	X
		delta-BHC	319-86-8	X	X	X
		Dieldrin	60-57-1	X	X	X
		Endosulfan I	959-98-8	X	X	X
		Endosulfan II	33213-65-9	X	X	X
		Endosulfan sulfate	1031-07-8	X	X	X
		Endrin	72-20-8	X	X	X
		Endrin aldehyde	7421-93-4	X	X	X
		Endrin ketone	53494-70-5	X	X	X

**TABLE 3**  
**PROJECT LIST OF ANALYTES FOR PARCEL H – SOIL**  
 (Page 4 of 9)

Parameter of Interest	Analytical Method	Compound List	CAS Number	Tronox SRC	Soil Sample Analysis	
					Surface (0 ft bgs)	Subsurface (10 ft bgs)
Organochlorine Pesticides (continued)	EPA 8081A	gamma-BHC (Lindane)	58-89-9	X	X	X
		gamma-Chlordane	5103-74-2	X	X	X
		Heptachlor	76-44-8	X	X	X
		Heptachlor epoxide	1024-57-3	X	X	X
		Methoxychlor	72-43-5	X	X	X
		Toxaphene	8001-35-2	X	X	X
Polynuclear Aromatic Hydrocarbons	EPA 8310 <sup>1</sup>	Acenaphthene	83-32-9	X	X	X
		Acenaphthylene	208-96-8	X	X	X
		Anthracene	120-12-7	X	X	X
		Benzo(a)anthracene	56-55-3	X	X	X
		Benzo(a)pyrene	50-32-8	X	X	X
		Benzo(b)fluoranthene	205-99-2	X	X	X
		Benzo(g,h,i)perylene	191-24-2	X	X	X
		Benzo(k)fluoranthene	207-08-9	X	X	X
		Chrysene	218-01-9	X	X	X
		Dibenzo(a,h)anthracene	53-70-3	X	X	X
		Indeno(1,2,3-cd)pyrene	193-39-5	X	X	X
		Phenanthrene	85-01-8	X	X	X
		Pyrene	129-00-0	X	X	X
Radionuclides	HASL A-01-R	Thorium-228	14274-82-9	X	X	X
		Thorium-230	14269-63-7	X	X	X
		Thorium-232	7440-29-1	X	X	X
		Uranium-233/234	13966-29-5	X	X	X
		Uranium 235/236	15117-96-1	X	X	X
		Uranium-238	7440-61-1	X	X	X
	EPA 903.0 / 903.1	Radium-226	13982-63-3	X	X	X
	EPA 904.0	Radium-228	15262-20-1	X	X	X
Semivolatile Organic Compounds	EPA 8270C <sup>2</sup>	1,2,4,5-Tetrachlorobenzene	95-94-3		X	X
		1,2-Diphenylhydrazine	122-66-7		X	X
		1,4-Dioxane	123-91-1	X	X	X
		2,2',4,4'-Dichlorobenzil	3457-46-3		X	X
		2,4,5-Trichlorophenol	95-95-4		X	X
		2,4,6-Trichlorophenol	88-06-2		X	X
		2,4-Dichlorophenol	120-83-2		X	X
		2,4-Dimethylphenol	105-67-9		X	X
		2,4-Dinitrophenol	51-28-5		X	X
		2,4-Dinitrotoluene	121-14-2		X	X

**TABLE 3**  
**PROJECT LIST OF ANALYTES FOR PARCEL H – SOIL**  
 (Page 5 of 9)

Parameter of Interest	Analytical Method	Compound List	CAS Number	Tronox SRC	Soil Sample Analysis	
					Surface (0 ft bgs)	Subsurface (10 ft bgs)
Semivolatile Organic Compounds (continued)	EPA 8270C <sup>2</sup>	2,6-Dinitrotoluene	606-20-2		X	X
		2-Chloronaphthalene	91-58-7		X	X
		2-Chlorophenol	95-57-8		X	X
		2-Methylnaphthalene	91-57-6		X	X
		2-Nitroaniline	88-74-4		X	X
		2-Nitrophenol	88-75-5		X	X
		3,3-Dichlorobenzidine	91-94-1		X	X
		3-Nitroaniline	99-09-2		X	X
		4,4'-Dichlorobenzil	3457-46-3		X	X
		4-Bromophenyl phenyl ether	101-55-3		X	X
		4-Chloro-3-methylphenol	59-50-7		X	X
		4-Chlorophenyl phenyl ether	7005-72-3		X	X
		4-Chlorothioanisole	123-09-1		X	X
		4-Chlorothiophenol	106-54-7		X	X
		4-Nitroaniline	100-01-6		X	X
		4-Nitrophenol	100-02-7		X	X
		Acenaphthene	83-32-9		X	X
		Acenaphthylene	208-96-8		X	X
		Acetophenone	98-86-2		X	X
		Aniline	62-53-3		X	X
		Anthracene	120-12-7		X	X
		Azobenzene	103-33-3		X	X
		Benzo(a)anthracene	56-55-3	X	X	X
		Benzo(a)pyrene	50-32-8	X	X	X
		Benzo(b)fluoranthene	205-99-2	X	X	X
		Benzo(g,h,i)perylene	191-24-2	X	X	X
		Benzo(k)fluoranthene	207-08-9	X	X	X
		Benzoic acid	65-85-0		X	X
		Benzyl alcohol	100-51-6		X	X
		bis(2-Chloroethoxy)methane	111-91-1		X	X
		bis(2-Chloroethyl) ether	111-44-4		X	X
		bis(2-Chloroisopropyl) ether	108-60-1		X	X
		bis(2-Ethylhexyl) phthalate	117-81-7		X	X
		bis(Chloromethyl) ether	542-88-1		X	X
		bis(p-Chlorophenyl) sulfone	80-07-9		X	X
		bis(p-Chlorophenyl)disulfide	1142-19-4		X	X
		Butylbenzyl phthalate	85-68-7		X	X
		Carbazole	86-74-8		X	X

**TABLE 3**  
**PROJECT LIST OF ANALYTES FOR PARCEL H – SOIL**  
 (Page 6 of 9)

Parameter of Interest	Analytical Method	Compound List	CAS Number	Tronox SRC	Soil Sample Analysis	
					Surface (0 ft bgs)	Subsurface (10 ft bgs)
Semivolatile Organic Compounds (continued)	EPA 8270C <sup>2</sup>	Chrysene	218-01-9	X	X	X
		Dibenzo(a,h)anthracene	53-70-3	X	X	X
		Dibenzofuran	132-64-9		X	X
		Dichloromethyl ether	542-88-1		X	X
		Diethyl phthalate	84-66-2		X	X
		Dimethyl phthalate	131-11-3		X	X
		Di-n-butyl phthalate	84-74-2		X	X
		Di-n-octyl phthalate	117-84-0		X	X
		Diphenyl disulfide	882-33-7		X	X
		Diphenyl sulfide	139-66-2		X	X
		Diphenyl sulfone	127-63-9		X	X
		Fluoranthene	206-44-0	X	X	X
		Fluorene	86-73-7	X	X	X
		Hexachlorobenzene	118-74-1	X	X	X
		Hexachlorobutadiene	87-68-3		X	X
		Hexachlorocyclopentadiene	77-47-4		X	X
		Hexachloroethane	67-72-1		X	X
		Hydroxymethyl phthalimide	118-29-6		X	X
		Indeno(1,2,3-cd)pyrene	193-39-5	X	X	X
		Isophorone	78-59-1		X	X
		m,p-Cresol	106-44-5		X	X
		Naphthalene	91-20-3	X	X	X
		Nitrobenzene	98-95-3	X	X	X
		N-nitrosodi-n-propylamine	621-64-7		X	X
		N-nitrosodiphenylamine	86-30-6		X	X
		o-Cresol	95-48-7		X	X
		Octachlorostyrene	29082-74-4	X	X	X
		p-Chloroaniline (4-Chloroaniline)	106-47-8		X	X
		p-Chlorobenzenethiol	106-54-7		X	X
		Pentachlorobenzene	608-93-5		X	X
		Pentachlorophenol	87-86-5		X	X
		Phenanthrene	85-01-8	X	X	X
		Phenol	108-95-2		X	X
Phthalic acid	88-99-3		X	X		
Pyrene	129-00-0	X	X	X		
Pyridine	110-86-1	X	X	X		
Thiophenol	108-98-5		X	X		
		Tentatively Identified Compounds (TICs)			X	X

**TABLE 3**  
**PROJECT LIST OF ANALYTES FOR PARCEL H – SOIL**  
 (Page 7 of 9)

Parameter of Interest	Analytical Method	Compound List	CAS Number	Tronox SRC	Soil Sample Analysis	
					Surface (0 ft bgs)	Subsurface (10 ft bgs)
Volatile Organic Compounds	EPA 8260B	1,1,1,2-Tetrachloroethane	630-20-6		X	X
		1,1,1-Trichloroethane	71-55-6	X	X	X
		1,1,2,2-Tetrachloroethane	79-34-5		X	X
		1,1,2-Trichloroethane	79-00-5		X	X
		1,1-Dichloroethane	75-34-3		X	X
		1,1-Dichloroethene	75-35-4		X	X
		1,1-Dichloropropene	563-58-6		X	X
		1,2,3-Trichlorobenzene	87-61-6		X	X
		1,2,3-Trichloropropane	96-18-4		X	X
		1,2,4-Trichlorobenzene	120-82-1		X	X
		1,2,4-Trimethylbenzene	95-63-6		X	X
		1,2-Dichlorobenzene	95-50-1	X	X	X
		1,2-Dichloroethane	107-06-2		X	X
		1,2-Dichloroethene	540-59-0		X	X
		1,2-Dichloropropane	78-87-5		X	X
		1,3,5-Trichlorobenzene	108-70-3		X	X
		1,3,5-Trimethylbenzene	108-67-8		X	X
		1,3-Dichlorobenzene	541-73-1	X	X	X
		1,3-Dichloropropene	542-75-6		X	X
		1,3-Dichloropropane	142-28-9		X	X
		1,4-Dichlorobenzene	106-46-7	X	X	X
		2,2-Dichloropropane	594-20-7		X	X
		2,2-Dimethylpentane	590-35-2		X	X
		2,2,3-Trimethylbutane	464-06-2		X	X
		2,3-Dimethylpentane	565-59-3		X	X
		2,4-Dimethylpentane	108-08-7		X	X
		2-Chlorotoluene	95-49-8		X	X
		2-Hexanone	591-78-6	X	X	X
		2-Methylhexane	591-76-4		X	X
		2-Nitropropane	79-46-9		X	X
		3,3-Dimethylpentane	562-49-2		X	X
		3-Ethylpentane	617-78-7		X	X
		3-Methylhexane	589-34-4		X	X
4-Chlorobenzene	108-90-7	X	X	X		
4-Chlorotoluene	106-43-4		X	X		
4-Methyl-2-pentanone (MIBK)	108-10-1	X	X	X		
Acetone	67-64-1	X	X	X		
Acetonitrile	75-05-8		X	X		



**TABLE 3**  
**PROJECT LIST OF ANALYTES FOR PARCEL H – SOIL**  
 (Page 8 of 9)

Parameter of Interest	Analytical Method	Compound List	CAS Number	Tronox SRC	Soil Sample Analysis	
					Surface (0 ft bgs)	Subsurface (10 ft bgs)
Volatile Organic Compounds (continued)	EPA 8260B	Benzene	71-43-2	X	X	X
		Bromobenzene	108-86-1		X	X
		Bromodichloromethane	75-27-4		X	X
		Bromoform	75-25-2		X	X
		Bromomethane	74-83-9		X	X
		Carbon disulfide	75-15-0		X	X
		Carbon tetrachloride	56-23-5		X	X
		Chlorobenzene	108-90-7	X	X	X
		Chlorobromomethane	74-97-5		X	X
		Chlorodibromomethane	124-48-1		X	X
		Chloroethane	75-00-3		X	X
		Chloroform	67-66-3	X	X	X
		Chloromethane	74-87-3		X	X
		cis-1,2-Dichloroethene	156-59-2		X	X
		cis-1,3-Dichloropropene	10061-01-5		X	X
		Cymene (Isopropyltoluene)	99-87-6		X	X
		Dibromochloroethane	73506-94-2		X	X
		Dibromochloromethane	124-48-1		X	X
		Dibromochloropropane	96-12-8		X	X
		Dibromomethane	74-95-3		X	X
		Dichloromethane (Methylene chloride)	75-09-2		X	X
		Dimethyldisulfide	624-92-0		X	X
		Ethanol	64-17-5		X	X
		Ethylbenzene	100-41-4	X	X	X
		Freon-11 (Trichlorofluoromethane)	75-69-4		X	X
		Freon-113 (1,1,2-Trifluoro-1,2,2-trichloroethane)	76-13-1		X	X
		Freon-12 (Dichlorodifluoromethane)	75-71-8		X	X
		Heptane	142-82-5		X	X
		Isoheptane	31394-54-4		X	X
		Isopropylbenzene	98-82-8		X	X
		m,p-Xylene	mp-XYL		X	X
		Methyl ethyl ketone (2-Butanone)	78-93-3	X	X	X
		Methyl iodide	74-88-4		X	X
MTBE (Methyl tert-butyl ether)	1634-04-4	X	X	X		
n-Butyl benzene	104-51-8		X	X		
n-Propylbenzene	103-65-1		X	X		
Nonanal	124-19-6		X	X		
o-Xylene	95-47-6		X	X		

**TABLE 3**  
**PROJECT LIST OF ANALYTES FOR PARCEL H – SOIL**  
 (Page 9 of 9)

Parameter of Interest	Analytical Method	Compound List	CAS Number	Tronox SRC	Soil Sample Analysis	
					Surface (0 ft bgs)	Subsurface (10 ft bgs)
Volatile Organic Compounds (continued)	EPA 8260B	sec-Butylbenzene	135-98-8		X	X
		Styrene	100-42-5		X	X
		tert-Butyl benzene	98-06-6		X	X
		Tetrachloroethene	127-18-4	X	X	X
		Toluene	108-88-3	X	X	X
		trans-1,2-Dichloroethene	156-60-5		X	X
		trans-1,3-Dichloropropene	10061-02-6		X	X
		Trichloroethene	79-01-6	X	X	X
		Vinyl acetate	108-05-4		X	X
		Vinyl chloride	75-01-4		X	X
		Xylenes (total)	1330-20-7	X	X	X
		Tentatively Identified Compounds (TICs)			X	X
Polychlorinated Biphenyls	EPA 8082	Aroclor 1016	12674-11-2	X	X	X
		Aroclor 1221	11104-28-2	X	X	X
		Aroclor 1232	11141-16-5	X	X	X
		Aroclor 1242	53469-21-9	X	X	X
		Aroclor 1248	12672-29-6	X	X	X
		Aroclor 1254	11097-69-1	X	X	X
		Aroclor 1260	11096-82-5	X	X	X
Total Petroleum Hydrocarbons	EPA 8015/EPA 1664	Diesel	64742-46-7	X	X	X
		Gasoline	8006-61-9	X	X	X
		Oil & Grease	68153-81-1	X	X	X

**Notes:**

The laboratory will be instructed to report the top 25 Tentatively Identified Compounds (TICs) under method 8260B and 8270C.

<sup>1</sup>For polynuclear aromatic hydrocarbons, Method 8270C is the primary analytical method, but Method 8310 may be used if necessary.

<sup>2</sup>Method 3540 for extraction and Method 3640 for cleanup are to be used as appropriate.

**TABLE 4**  
**TRONOX PHASE A ORGANOPHOSPHOROUS PESTICIDE AND CHLORINATED HERBICIDE RESULTS SUMMARY**  
 (Page 1 of 2)

Method	Matrix	Chemical	Count	Hits	Minimum Detect	Maximum Detect	Minimum DL	Maximum DL	PRG/MCL
Organophosphorous Pesticides	Soil (mg/kg)	Azinphos-Methyl	36	0	--	--	0.014	0.017	--
		Bolstar	36	0	--	--	0.014	0.017	--
		Chlorpyrifos	36	0	--	--	0.021	0.026	1,847
		Coumaphos	36	0	--	--	0.014	0.017	--
		Demeton-O	36	1	0.092	0.092	0.041	0.05	24.6
		Demeton-S	36	0	--	--	0.016	0.019	24.6
		Diazinon	36	0	--	--	0.023	0.028	554
		Dichlorvos	36	0	--	--	0.024	0.03	5.9
		Dimethoate	36	3	0.011	0.013	0.023	0.028	123
		Disulfoton	36	0	--	--	0.05	0.062	24.6
		Epn	36	0	--	--	0.014	0.017	6.16
		Ethoprop	36	0	--	--	0.016	0.019	--
		Ethyl Parathion	36	0	--	--	0.019	0.023	3,694
		Famphur	36	0	--	--	0.014	0.017	--
		Fensulfothion	36	0	--	--	0.014	0.017	--
		Fenthion	36	0	--	--	0.034	0.043	--
		Malathion	36	0	--	--	0.016	0.019	12,312
		Merphos	36	0	--	--	0.031	0.039	--
		Methyl Parathion	36	0	--	--	0.021	0.026	154
		Mevinphos	36	0	--	--	0.016	0.019	--
		Naled	36	0	--	--	0.034	0.043	1,231
		Phorate	36	0	--	--	0.021	0.026	123
		Ronnel	36	0	--	--	0.019	0.023	30,780
		Stirphos	36	0	--	--	0.016	0.019	72
	Sulfotep	36	0	--	--	0.021	0.026	308	
	Thionazin	36	0	--	--	0.019	0.023	--	
	Tokuthion	36	0	--	--	0.021	0.026	--	
	Trichloronate	36	0	--	--	0.021	0.026	--	
	Groundwater (ug/L)	Azinphos-Methyl	30	0	--	--	2.5	2.5	--
		Bolstar	30	0	--	--	1	1	--
		Chlorpyrifos	30	0	--	--	1	1	--
		Coumaphos	30	0	--	--	1	1	--
		Demeton-O	30	0	--	--	1	1	--
		Demeton-S	30	0	--	--	1	1	--
Diazinon		30	0	--	--	1	1	--	
Dichlorvos		30	0	--	--	1	1	--	
Dimethoate		30	0	--	--	1	1	--	
Disulfoton		30	0	--	--	0.5	0.5	--	

**TABLE 4**  
**TRONOX PHASE A ORGANOPHOSPHOROUS PESTICIDE AND CHLORINATED HERBICIDE RESULTS SUMMARY**  
 (Page 2 of 2)

Method	Matrix	Chemical	Count	Hits	Minimum Detect	Maximum Detect	Minimum DL	Maximum DL	PRG/MCL
Organophosphorous Pesticides	Groundwater (ug/L)	Epn	30	0	--	--	1.2	1.2	--
		Ethoprop	30	0	--	--	0.5	0.5	--
		Ethyl Parathion	30	0	--	--	1	1	--
		Famphur	30	0	--	--	1	1	--
		Fensulfothion	30	0	--	--	2.5	2.5	--
		Fenthion	30	0	--	--	2.5	2.5	--
		Malathion	30	0	--	--	1.2	1.2	--
		Merphos	30	0	--	--	5	5	--
		Methyl Parathion	30	0	--	--	4	4	--
		Mevinphos	30	0	--	--	6.2	6.2	--
		Naled	30	0	--	--	1	1	--
		Phorate	30	0	--	--	1.2	1.2	--
		Ronnel	30	0	--	--	10	10	--
		Stirphos	30	0	--	--	3.5	3.5	--
		Sulfotep	30	0	--	--	1.5	1.5	--
		Thionazin	30	0	--	--	1	1	--
Tokuthion	30	0	--	--	1.6	1.6	--		
Trichloronate	30	0	--	--	0.5	0.5	--		
Chlorinated Herbicides	Soil (mg/kg)	2,4,5-TP (Silvex)	3	0	--	--	0.021	0.025	4,925
	Groundwater (ug/L)	2,4,5-TP (Silvex)	4	0	--	--	1	1	50

-- = None detected/none established.

DL = detection limit

PRG = U.S. Environmental Protection Agency (USEPA) Region 9 preliminary remediation goal

MCL = USEPA Maximum Contaminant Level

ATTACHMENT A

RESPONSE TO NDEP COMMENTS DATED NOVEMBER 20, 2007 ON  
THE PHASE 2 SAMPLING AND ANALYSIS PLAN FOR TRONOX  
PARCEL "H" DATED NOVEMBER 8, 2007, REVISION 0

**Attachment A**  
**Response to NDEP Comments Dated November 20, 2007 on the**  
**Phase 2 Sampling and Analysis Plan for Tronox Parcel "H" Dated November 8, 2007**

1. General comment, please provide an explanation for the reporting of groundwater concentration data collected in March 2006 instead of more recently collected data. (i.e. M120 was sampled in May 2007.) Please provide a revised table which presents all available data for these locations.

***Response:*** Table 1 has been revised to include the data from the more recent May 2007 groundwater sampling event.

2. Scope of Work, Task 1, Page 4: please add judgmental samples in the vicinity of wells M120 and M121 to address the elevated concentrations of various chemicals in these wells. The NDEP believes that the source of these chemicals has not yet been identified.

***Response:*** Two judgmental samples, TSB-HJ-10 and TSB-HJ-11, have been added adjacent to monitoring wells M120 and M121, respectively.